

Research Paper Title:

DISPLAY OBJECT ALIGNMENT MAY INFLUENCE
LOCATION RECALL IN UNEXPECTED WAYS

Zelchenko, Peter¹; Fu, Xiaohan²; Li, Xiangqian³; Ivanov, Alex⁴; Gu, Zhenyu⁴

¹Corresponding author ²University of California, San Diego

³Shanghai University of Sport ⁴Shanghai Jiao Tong University

AUTHOR NOTE

Correspondence to Peter Zelchenko, pkz@uchicago.edu or laowai@sjtu.edu.cn,
c/o Shanghai Jiao Tong University, School of Media and Communication, 800 Dong Chuan Road,
Minhang District, Shanghai, China 200240, Shanghai telephone (130) 2326-2159.

ACKNOWLEDGMENTS

We are indebted to Prof. Manuel Charlemagne and Dean Peisen Huang of the University of Michigan-Shanghai Jiao Tong University Joint Institute for their enthusiastic assistance in securing many resources for this research project.

Research Paper Title:

DISPLAY OBJECT ALIGNMENT MAY INFLUENCE
LOCATION RECALL IN UNEXPECTED WAYS

Highlights:

- Cognitive experiment tests whether alignment helps or hinders object location recall.
- Errors in object location recall for aligned screen matter were greater than for the same matter when presented in an eccentric arrangement.
- Near-miss errors in a y position in perfect alignment above or below were not significantly different between aligned and eccentric conditions, suggesting that the mere fact of alignment may provoke such errors.
- Initial evidence for a difference between how men and women handle arranged displays.
- Preliminary work toward practical applications for object layout in HCI and industrial design.

CCS Classifications:

Human-centered computing → Empirical studies in HCI

Human-centered computing → Human computer interaction (HCI) → HCI theory, concepts and

models

Alignment May Influence Location Recall

ABSTRACT

There is a presumption in human-computer interaction that laying out menus and most other material in neat rows and columns helps users get work done. The rule has been so implicit in the field of design as to allow for no debate. However, the idea that perfect collinearity creates an advantage for either search or recall has rarely been tested. Drawing from separate branches of cognitive literature, we tested a minimal brainstorming interface with either aligned or eccentrically arranged layouts on 96 college students. Incidental exact recall of recently worked locations improved in the eccentric condition. And in both conditions there were frequent near-miss recall errors to neighboring aligned objects and groups of objects. Further analysis found only marginal performance advantages specifically for females with the eccentric design. However, NASA-TLX subjective measures showed that in eccentric, females reported higher performance, less effort, and yet also higher frustration; while males reported lower performance with about the same effort, and lower frustration.


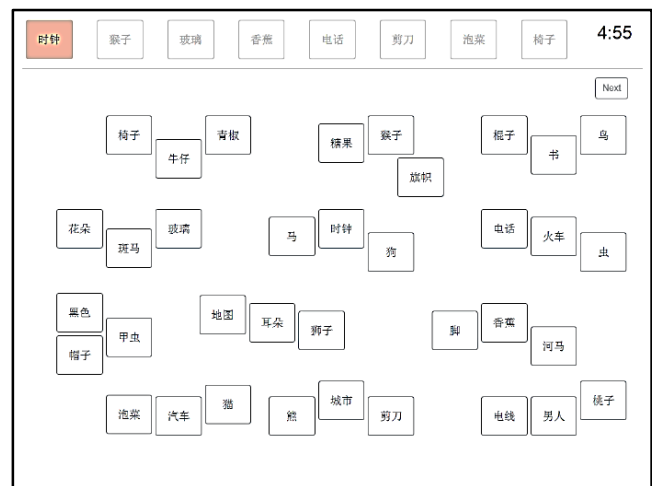


Figure 1. (a) Aligned experimental arrangement.



(b) Eccentric experimental arrangement.

1 BACKGROUND AND LITERATURE REVIEW

Two-dimensional (2D) interactive interfaces are the worldwide norm, and there are no signs that they will be supplanted in the near future. Today, displays range in size from wristwatches to building walls; however, for interaction the hand-eye metaphors are largely consistent, regardless of the particular application or input device. This stands to reason: limited screen real estate; limited 2D range of motion and direct gestural correspondences of the several input hardware solutions; and a desire not to confuse users, all leave HCI designers with a limited available solution space for object display and subsequent selection. Of prime importance is how users find and interact with these objects in screen space, as well as how to implement the greatest possible state-persistence for later location recall of material. This calls for a discussion of screen layout current practice.

1.1 Early HCI prescriptions for screen layout

While this is not an exhaustive review, one can briefly claim certain prominent anchoring references regarding practice for HCI screen layout. The tradition began approximately with Tullis (1981; see Tullis, 1984 for a review). Tullis placed particular emphasis on the work of Gui Bonsiepe (1968), who had drawn on notions from cybernetic science idealizing mathematical order and control using the Shannon complexity formulae (for an HCI context, see Comber & Maltby, 1996). To Bonsiepe and later researchers, good design was *orderly* design. Order, in turn, was simplicity indicated by *reduced variation and increased alignment* – so to say, *uniformity* – and presumed to accord with overall greater readability (Tullis makes Bonsiepe's comparison; see Figure 2). By the late 1980's, this tradition had been imported into the province of the graphical user interface (GUI) or so-

called WYSIWYG¹ practices. This was intended to address concerns over an increasing complexity of layouts (Parush, Nadir, & Shtub, 1989; Parush, Schwartz, Shtub et al., 2005; Galitz, 1996; but see a contradiction in Comber & Maltby, 1996). However, until 1996, no actual effort had been made to confirm whether complexity theory in fact extended to more complex GUI interfaces (Comber & Maltby, 1996). What research was done, was on fairly simple pages (Comber & Maltby, 1996; Parush, Nadir, & Shtub, 1989; Parush, Schwartz, Shtub et al., 2005).

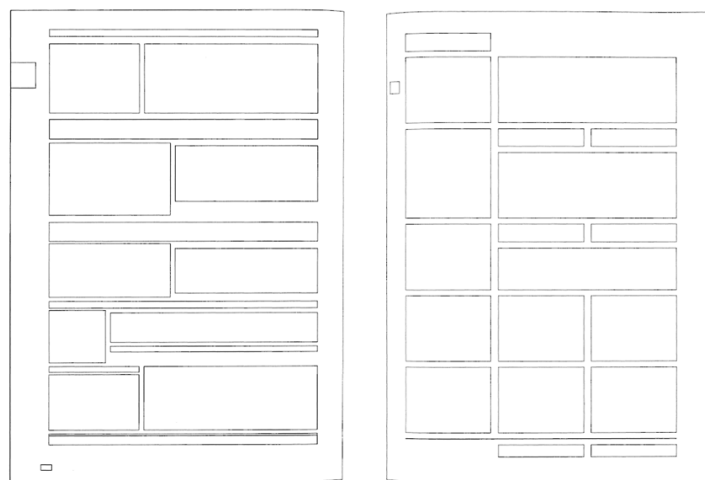


Figure 2. Bonsiepe (1968), his Figures 3 and 4, pp. 210-211, showing before and after for his efficiency algorithm. According to cybernetic theory and Shannon's complexity model, the right-hand design is preferable to the one on the left, as it is simpler and more spatially ordered. However, many distinctive spatial cues prevalent in the left, which could later aid memory, are sacrificed. As to visual search, it is theoretically possible that aligned layouts such as that on the right may in fact be the most efficient possible. But as to item location recall, cognitive literature would seem to favor the left-hand layout due to its unique spatial qualities. Which is more likely to have its elements' locations recalled for later reference, alleviating the work of visual search? (From Bonsiepe, 1968; reprinted with permission of the publisher)

1.2 Web era and saliency models

Soon after, in a closely related vein, Faraday (2000) developed a set of guidelines for object saliency in webpages that claimed an order of priorities for object attributes based on Gestalt principles. He found that they favored motion (e.g., animation), followed by size, image, color, text emphasis, and finally screen position, which last he considered a neutral factor. Although only supported by a case study as evidence, this model gained widespread

¹ An acronym for "what you see is what you get."

influence that is still standard teaching (e.g., Djamasbi, Siegel, & Tullis, 2010; Masciocchi & Still, 2013; Stone & Dennis, 2011). This trend emphasizes saliency due to such devices as strategic use of color (Hamborg, Bruns, Ollermann & Kaspar, 2012; Rumpf, Boronczyk, & Breuer, 2019), animation and color (Breuer & Rumpf, 2015), and possibly personalization (Stiglbauer & Kovacs, 2018).

Although the Faraday model gave rise to these widespread practices, various weaknesses called it into question. For example, one study found no strong support for any of the original findings, also finding that object location was in fact an important factor (Grier, Kortum, & Miller, 2007). This helped usher in a period of focus in web research on popular locations for standard objects, such as logos and login menus. Still and Masciocchi (2012) claimed that, at least for interaction design, attentional models focused too much on top-down attention, short-changing efforts to understand the workings of bottom-up attention, in particular aspects of local contrast (Hicks, Cain, & Still, 2017; Itti, Koch, & Niebur, 2005). By top-down they were referring to goals and expectations; in other words, computational predictions about simple goal attainment (e.g., a user's need to change an object's color). They used this to articulate a computational attentional model based instead on bottom-up saliency and local contrast. Still 2018 – in a direct critique of the Faraday model – actually found deficiencies in its ability to predict visual entry points and also found that it overemphasized size as a key factor. Still went so far as to call Faraday's model misleading and to urge designers to discontinue its use. He found that both spatial position and distinctiveness can predict earlier attention engagement, arguing that user expectations and visual salience were more important. Memory for an object's previously learned position is an important aspect of user expectation. Furthermore, as graphic designers understand implicitly, object distinctiveness or salience is not limited to internal features of the object itself, but can be strongly regulated solely by the space surrounding the object and without

any change to internal features. This applies both to the global position as well as local space pertaining to the object, which space both inflects it and is inflected by it. And so the memory for an object's location will not only have global spatial properties ("it was somewhere in the upper-right corner"), but will also have local properties relative to nearby objects ("it was between these two objects and yet slightly below them").

The above studies focused on web design. Here we should acknowledge that web browsing, both as a general cognitive activity and as a specific spatial-temporal navigation modality, differs in many aspects from such activities as screen-based editing, simple menu selection, information visualization, or EBS, and that these semantic differences can involve somewhat different types of goals and expectations and therefore perhaps somewhat different visual search strategies for web work than for other activities. However, while acknowledging these semantic distinctions, at the same time we take it as a given that, assuming our task is certain memory-aided search goals for content on presented displays, most of the human visual system and object location memory at the basic level should operate in much the same way irrespective of specific content type. This should be particularly true if we are speaking simply of retrieving a previously user-interacted object and not of some higher-level activity. Within such a limited frame, we are examining the bridge between simple object retrieval goals and attentional aspects of object saliency, processes far closer to the sensory-perceptual than the reflective. Furthermore, the majority of relevant HCI research done in the last 20 years has focused on web page design. And so although memory is addressed only in a limited way, we still find this line of research instructive for the present work due to its focus on the salient features of an interface that will ultimately encourage stronger memory encoding for later retrieval.

Although this general trend may have been an advance over simpler global contrast and pure bottom-up models, this in turn caused a distraction away from other potentially

important aspects of top-down or endogenous control, such as that based on *memory* of previous scenes. This is something that computational models in general do not tend to address. However, a fundamental but underexamined component of design contrast is not only the internal features of objects, but also the contrast in space *between* objects. Object location preferences have already been partially addressed for websites. However, in the same conceptual vein as the donut-or-hole problem, traditional design views white space as equally important in controlling attention as are internal object features, if not in some ways *more so*. This is not universally the case in interface design. We feel that inadequate study is given to the reasonable assumption that rectilinear arrays are by their very nature devoid of any local spatial contrast. We are interested here in how local contrast – specifically contrast in inter-object spacing – can influence encoding to memory and hence later precision in recall. This recall calls for top-down guidance toward a previously encoded target's location.

1.3 Improvements in measurement

What Faraday and derivative studies did agree on is that subjective user studies benefit from biometric measures, particularly eye tracking, as cognitive indicators primarily of order and level of interest for pure exogenous cues for location and object prominence.

However, in this line of work there is little if any reference to location recall. Memory studies have been limited primarily to what qualities of a webpage will make it memorable (Sutcliffe & Namouné, 2008). This lack of attention to location memory is likely due to the fact that web work even today is still primarily reference work and not creative work, regardless of whether we are looking for news or dinner. It also may speak to the impossibility of forming any sort of cognitive map of such a broad, diffuse body of information. We are therefore not studying web location recall, but primarily application object location recall. However, we will further discuss eye tracking below.

New collaborative systems, 3D spatial formulae, website design, and data visualization techniques have been increasingly explored in recent years. However, given its obvious dominance, it is a concern that there appears to be more interest in these new areas rather than in addressing other basic issues in 2D interaction (see, e.g., Wobbrock, 2006). There has also been a great deal of attention paid in the last decade to natural and tangible user interfaces and intuitive interaction (see, e.g., Blackler & Popovic, 2015).

What has been done has tended to emphasize certain novel input metaphors and not interaction with displayed objects. However, less work has been done to import other parts of the rich body of cognitive science and 2D spatial cognition into human-computer interaction (HCI). Scaife and Rogers (1996) asserted that despite extensive research, HCI is still “impoverished” in its understanding of the cognitive value of graphical representations (Scaife & Rogers, 1996). Turner (2016) later proposed that classical cognition may still lack traction within HCI, suggesting that those intervening 20 years since Scaife and Rogers had not been sufficient time to create adequate links between the two disciplines. As for possible reasons, referring to external cognition Turner wrote that “classical cognition take[s] place exclusively inside the head of an individual, while HCI is about using and interacting with technology” (Turner, 2016, p. 75). The difficulty for HCI researchers to get inside the head may therefore partly explain the gap.

In addition, work in eye tracking – identified as an important tool for studying cognitive effort in HCI – by and large has been confined to such things as web design object placement, affective computing, and natural interaction (Chen, et al., 2011), as well as to 3D visualization theory (Pirolli & Card, 2001). A problem with eye tracking is that although equipment has gone down in cost, the operation is still costly and time consuming, and more importantly it still requires a rather tightly controlled and thus less realistic experimental environment. For website study, some alternatives to eye tracking are offered, such as interest

point recording and saliency model predictions (Masciocchi & Still 2013) and computational models for saliency rankings to simplify cluttered webpages (Hicks, Cain, Still 2017).

We are concerned with specifics of spatial location on more static screens of information, a screen metaphor that is different from these web-design problems. Thus for the many HCI subdomains for screens that deviate from the page-to-page web metaphor, a fundamental issue in interaction with 2D screen matter remains: locating and re-locating relevant objects on screen generally involves a time- and effort-consuming visual search, exacerbated by increasingly limited screen sizes of varying dimensions. Screens have also generally become more crowded, inhibiting easy location and recall of relevant objects. An early paper by Mayes and colleagues (1988) found that even frequent regular use of an application still led to generally poor recall of location of menu items. This was followed by numerous proposals for 3D graphical navigation metaphors and other solutions (for surveys, see Graham & Kennedy, 2010, and Keim, 2002). Ultimately, it contributed to a revolution in information visualization. More robust spatial metaphors were conceived and tested, in particular various zoom-and-focus treemap concepts () and distillation of objects into meta-objects such as thumbnails (Woodruff, Faulring, Rosenholtz, et al., 2001). Such practices are now in widespread use. However, the result has been that HCI appears to have come close to equating visual search speed with overall usability (Card, 1982; Comber & Maltby, 1996). As a consequence, less study has been done on memory aspects, such as recall of object location on screen, as a factor in usability.

Perhaps as a result of these difficulties, more than 30 years after Mayes (1988), application menus and other everyday information layout and selection metaphors have not seen radical changes. Object selection remains mostly a visual search exercise primarily done in consistently aligned linear and tabular 2D arrangements. These are often paged via multiple rectilinear screens, zooming, panning, and scrollbars before a selection can finally

be made; however, we limit the current investigation to single panes of information.

Microsoft's Fluid menu layout (Harris & Satterfield, 2003) and similar chunking and visual state-persistence maintenance design efforts can be seen as an improved hierarchicalization of earlier icon-based menu design practices. This may be beneficial. However, their organization still follows a rectilinear presumption.

Perhaps predictably, Still and Still (2019) found that users could locate items more quickly when the target area was salient, while the opposite was true when not salient. While aligning salience and task-critical elements is possible when the task-critical element is known, this again presumes that the user's goals are known by the designer. It is more often than not the case that the goals are *not* known, and yet a large number of options needs to be presented in a single view. Therefore, the Still group's research only reinforces the point that when a goal is unknown, any salient areas are likely to interfere with attaining that goal.

In summary, given the above, it would seem to be important to design with an eye to affording users strong opportunities for recalling the location of previously used objects. Yet HCI research on screen layout has tended to focus on measuring and improving visual search speed, with little regard to location memory and humans' powerful ability to recall locations. In other words, each time one reaches for a frequently used screen object, although the location for a needed item may be approximately known, one must still engage in a short or long visual search for the correct object, with only limited regard to the object's prior location. This research aims to contribute to filling the gaps relating to screen object location memory.

2 RESEARCH OBJECTIVES

The primary question we ask here is: What are the effects of varying screen-object arrangements on location recall? To help answer this, we drew from attention, location learning, and map cognition literature in cognitive science. A model is shown in Figure 332. When we look at our computer or cell phone display, most of the work involves locating,

reaching for, and selecting objects, and for a previously studied arrangement we hope to find certain things at their last-known global spatial coordinates. If the object is not in the anticipated place, we perform a visual search nearby (or perhaps in a different global space). (For a review of both the cognitive and map literature, see Coluccia, 2005.)

It has been shown not only that humans and higher primates tend to search in a more systematic, linear fashion than other animals (see, e.g., De Lillo & James, 2012), but also that people tend to recall and misreport as more linear the arrangement of map and graph items that include deliberate deviations from linearity (Rossano & Warren, 1989; Tversky, 1981). It follows that some of the human visual system appears to favor alignment. However, it does not follow that systematically arranged matter is necessarily ideal even for initial search, much less recall. Nevertheless, a widespread assumption by user-experience (UX) designers and graphic designers is that regularity and alignment foster both more efficient visual search *and* perhaps later recall of wanted objects (Williams, 2015; Schlatter, 2013).

These assumptions, however, appear to conflict with the evidence that *salient and unique* features and visual novelty serve both attention and encoding for recall, and that contextual cues will foster greater recall (Wu et al., 2013; Chun & Jiang, 1998). Uniformity seems to confound location learning, as evidenced by tests of recall on arrays (Mandler, Seigmiller, & Day, 1977). On the other hand, the presence of salient elements and an interpretive framework facilitate learning of maps (Kulhavy, Schwartz, & Shaha, 1982; Rossano & Morrison, 1996; Siegel & White, 1975). Bacon and Egeth (1994) found that top-down cues about target features influence parallel search and help to guide goal-directed attention. Furthermore, Siegel and White (1975) proposed that individuals learn a hierarchy of landmark, route, and survey knowledge of their environment, and that this knowledge was shown to transfer readily from and to maps and maplike memories. We set aside all internal considerations for saliency (such as color, size, shape, semantic, etc.) and propose an

experimental environment in which all such cues to a given target do not vary. Yet in the case of perfectly aligned environments, there is also no spatially interesting information. In such cases, it stands to reason that memory for object locations will be easily confounded because no saliency exists. However, if there is some variation in the spatial cues alone, then that would count as saliency and location recall should be more accurate.

In addition, like certain researchers studying cognition, we wish to address this problem independently of reference to potential environmental counterparts in the three-dimensional world, and focus specifically on screen displays. If locations are consistent, one should be able to exploit this maplike knowledge (Siegel & White, 1975; Kim & Hirtle, 1985) to recall global screen locations and inter-object locations. Siegel and White's classification of landmark, route, and survey knowledge corresponds approximately to HCI screen matter as: salient or dominant design objects; any links, hulls, and other explicit pathways among objects; and spatial distances and positional relationships among objects. In principle, a great number of topographical figures and their positions may be encoded and recollected, and this ability in humans appears to be hierarchical (Hirtle & Jonides, 1985; McNamara, Hardy, & Hirtle, 1989). Even a single or very few exposures of a novel, nonverbal stimulus will form a representation in memory (Musen & Treisman, 1990; Chun & Jiang, 1998). Due to its relative uniformity and lack of salient local contrast, aligned matter should have fewer novel discriminable contextual features than eccentric matter (Itti & Koch, 2000). This should result in a suppressed encoding efficiency (Chun & Jiang, 1998).

Though not automatic, encoding occurs incidentally and location is implicitly learned during interaction (Lansdale, 1991; Logan, 1988; Chun & Jiang 1998). Importantly, feature saliency may in fact promote incidental encoding and trigger location recall rather than visual search, hence freeing cognitive resources (Chun & Jiang, 1998). It is therefore even possible to argue that linearity and symmetry among objects, in over-regularizing the visuospatial

field and suppressing encoding, may effectively privilege and *trigger* visual search schemas during a later recall task (Cooper & Shallice, 2000).

For our purposes, given the above review we assume the following propositions:

- that, other things being equal, uniformity may be an enemy to memory encoding and recall;
- that any 2-dimensional environment depicted on a display – such as a flat website or application – is attended to, encoded into memory, and recalled approximately or exactly as is any planimetric graphic or map, recruiting similar cognitive resources;
- that top-down prior location knowledge can guide future parallel search;
- that location encoding requires little training, and such training is not deliberate but is incidental to mere attention on an area.

Hence a primary goal of this paper is to report on the differences between aligned and nonaligned screen arrangement, and we propose the following:

H1. *Eccentrically arranged screen matter will lead to more accurate recall of locations of previously worked objects than aligned arrangements.*

Cognitive load theory states that worked material should enhance schema encoding (Sweller, 1994); active engagement with a worked item in a specific on-screen location should also enhance incidental location encoding. Since the experiment was presented to subjects as a creativity exercise, we felt it would be beneficial to measure whether the perceived creative quality corresponded to participants' location recall performance.

H2. *Subjects' most-preferred creations will also be the most-recalled items.*

Well-designed group support interfaces are expected to redound to reduced cognitive load due to the interface and hence increased overall productivity (Kolfshoten & Brazier, 2013; XXXX & XXXX, 2019). This was not a comprehensive e-brainstorming experience,

so we should not expect strong self-reports of higher-level process or outcome satisfaction one way or the other. However, as a task taking several minutes, we should be able to measure differences in subjective cognitive load during the brainstorming activity. If feature saliency enables incidental encoding and both encoding and retrieval are considered automatic (Chun & Jiang, 1998; Siegel & White, 1975), then it stands to reason that reviewing material with more unique, salient topographical features may reduce reported cognitive load during encoding.

H3. *Users of eccentric interfaces will report (a) lower overall workload, (b) increased performance, (c) lower effort, and (d) lower frustration than users of aligned interfaces.*

Finally, given that primate cognition theories have been applied to HCI (Pirolli & Card, 2001), and gender differences have been widely associated with this work (see, e.g., Postma et al., 2004), we also look into the gender effects between the two conditions:

RQ1. *What are the different effects due to gender between aligned and eccentric interfaces?*

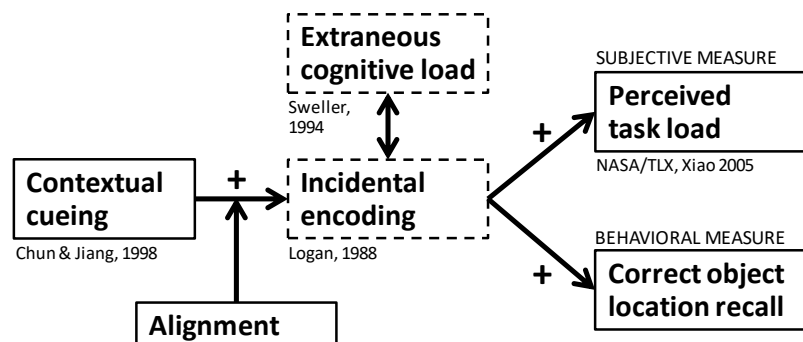


Figure 3. Theoretical model.

3 METHOD

One area of our interest in HCI study is group support systems (GSS). One of the most common GSS applications is electronic brainstorming (EBS). EBS sessions can be individual or group, short or long in duration, may include divergent (creative) and/or convergent (organizing) components, and may assume numerous activity formats depending

on the requirements. A problem with measuring cognitive task load is distinguishing load attributable to the interface and to the task (Sweller et al., 1998). However, purely cognitive experiments are criticized for lacking realism and therefore applicability (Jung, Schneider, & Valacich, 2010; Cyr, Hassanein, Head, & Ivanov, 2007). Therefore, we created a minimal individual EBS divergence task to test recall and cognitive load, holding other aspects constant apart from the conditions and counterbalances. We chose two screen arrangements, aligned and eccentric. We recruited 96 native Chinese undergraduate students at Shanghai Jiao Tong University-University of Michigan Joint Institute (48 male, 48 female, age $M = 19.8$ years, $SD = 1.2$ years), participating in exchange for course credit. Exemplars of the two experimental displays are shown in

Running head: Alignment May Interfere With Location Recall

19

. A row of 8 simple target topic words in Chinese was shown at the top of the screen. An arrangement of 36 words, including all of the top words, appeared at the bottom. This class of topographic spatial recall experiment design derives from Mandler et al. (1977) and includes an early derivative by Pezdek and colleagues (1983, 1986). We also examined later work in this line using similar experiments from Kessels, Postma & De Haan (1999) and Postma et al. (2004, 2008) on recall and forgetting, with emphasis on gender; Chun and Jiang (1998) on how context influences recall; Hicks, Ashley, Cain & Still 2017 on the influence of clutter. However, none in this line specifically compares aligned and nonaligned arrangements.

Words were selected from two separate corpora. We took 8 words from the multilingual list of 10 words in the Common Objects Memory Test (COMT) (Kempler et al., 2009). Another 16 words came from Pezdek et al. (1986). Nouns were chosen to allow for common interaction in producing interesting phrases. We tested a paper/PDF pilot in English with 19 international graduate students. With this lexicon, some subjects felt the activity was

not engaging enough. After discussion with subjects, we incorporated 5 unusual words (pickle, glass, monkey, phone, banana) to spark greater interest. Finally, for the 12 distractors, we used words from the same published corpora, as well as 3 additional words with reasonable cultural neutrality. Words not in the COMT were translated into Chinese and re-translated using separate native speakers, with 91% accuracy. This list is shown in Table 1.

Each word on the screen appeared in a 2 cm-square outline box in a sans serif font (14-pixel SimSun Chinese for display; 18-point Calibri English for the paper pilot). Each topic target word was grouped with two non-target partner words in the region below, with a space of 4 pixels (3 mm) between group items. In a pilot, the activity array contained only the 8 target items plus their 2 partners each, totaling 24 items. To increase within-subject signal in the main experiment, we added four additional distractor groups, totaling 36 items in 12 groups. These groups were arranged in 3 rows and 4 columns in the aligned condition, and in a freer arrangement in the eccentric condition ensuring a variety of group spatial configurations (Chun & Jiang, 1998) as well as equalizing visual space between groups and objects between the conditions. However, to ensure as much consistency as possible between the two conditions, we arranged the 8 target topic items in the same absolute global on-screen positions in conditions (Rossano & Morrison, 1996). In this way, the location focal centers for each set would be in the same location on screen for both conditions. Finally, to control for linguistic or semantic interference, we shifted the entire word list for half of the subjects to different sequential positions.

Table 1. Items in Chinese and English

熊 剪刀 城市 bear/ scissors /city	青椒 牛仔 椅子 pepper/cowboy/ chair	棍子 书 鸟 stick/book/bird
马 狗 时钟 horse/dog/ clock	猫 泡菜 汽车 cat/ pickle /car	玻璃 斑马 花朵 glass /zebra/flower
黑色 甲虫 帽子 black/beetle/hat	地图 耳朵 狮子 map/ear/lion	猴子 糖果 旗帜 monkey /candy/flag
火车 电话 虫 train/ phone /bug	河马 脚 香蕉 hippo/foot/ banana	电线 男人 桃子 wire/man/peach

Topic words in **bold**. Groups with no bold item are distractor groups.

We used a quiet study lab with identical Windows 10-installed Dell desktops, each with a 24-inch monitor placed at 50 cm viewing distance. Chrome web browsers were set to full screen, medium brightness. The screen perimeter was neutral gray (RGB 108,117,125), and the 1140×856 pixel work area was white. Subjects logged in and read two screens of instructions, then began a 5-minute EBS task using either the aligned or eccentric condition, which they could complete before the time was up. Each of the 8 target word boxes would highlight (RGB 253,212,182) in sequence in the top row; subjects were asked first to locate and click on the item below. When this was done, the word's box and those of its two neighboring words would highlight (RGB 253,212,182 and RGB 253,234,219). Focusing on the three highlighted words, subjects were then to generate in their heads a short interesting or amusing sentence (e.g., "The *cat* drove the *pickle* into the *car*"). Brainstorming was actually a focal task to encourage incidental encoding of the spatial location of the word group, which was not explicitly instructed.

The NASA/TLX (Task Load Index; Hart & Staveland, 1988) is a paper- or computer-based test widely used in ergonomics testing. A recent Chinese version was found to have high reliability (Xiao, 2005). After completing this instrument on paper, subjects were given a 2-minute clearing task to count the number of 3's in a long array of random digits (Pezdek et al., 1986). Following this, an identical arrangement to the brainstorming task appeared, but with all text in the area below blanked out and only empty boxes appearing. As with the brainstorming task, subjects went sequentially through the same sequence of 8 target items at the top, attempting to recall to the best of their knowledge each item's location. Once selected and committed, the item would remain and could not be revised. Finally, subjects were asked to recall to the best of their ability and write on a form the 8 sentences that they had devised, and also rank them from most to least favorite. Subjects were then thanked, debriefed, and dismissed.

4 RESULTS

Nearly all subjects completed the first task well within the allotted 5 minutes ($M = 2m27s$, $SD = 52s$). From Table 2, it can be seen that the earlier trials saw higher scores on exactly correct recall locations, and as choices became constrained, correct locations tended to decrease.

A one-way ANOVA on two key dependent variables showed no effect between the two word sequences (correct item locations, $F(1, 96) = .024$, $p = .877$; self-rank with distance composite score, $F(1, 96) = .009$, $p = .926$), indicating that using different target stimuli in different locations did not have a significant effect on results. [As a global test for effects of semantic influence, we evaluated whether any of the triplets of prompt words had any comparative subjective semantic interest. A within-subjects ANOVA was computed based on the self-rankings of subjects' most- to least-favorite triplets used for sentences, but no single triplet of words showed any significant difference \(Mauchly's \$W = .702\$, \$F\(7, 693\) = .794\$, \$p = .593\$ \). In other words, none of the 8 triplets was particularly favored to elicit interesting sentences.](#)

Table 2. Subjects Recalling Correct Location, by Trial

	1	2	3	4	5	6	7	8	Correct‡ M [SD]	
All (96)	59	19	29	9	16	11	8	10	20.1 †	
Aligned (48)	25	5	8	4	5	4	2	4	1.18	1.2‡
Eccentric (48)	34	14	21	5	11	7	6	6	2.17	1.7‡

‡Of rows, average correct responses per item. †Of columns, mean number correct per subject.

4.1 Proximity

We performed 2×2 (mode \times gender) ANOVAs on the experimental variables between subjects, with results and descriptive data shown in Table 3.

4.2 Correct Location Selections

On number of items with location exactly recalled, we found a significant main effect for mode, $F(1, 95) = 10.44$ ($p = .002$, $\eta^2 = .102$), partially supporting hypothesis H1. Users of

the eccentric version recalled exact location of items significantly more often ($M = 2.17$) than users of the aligned version ($M = 1.19$). No other effects were found.

Table 3. Proximity Descriptive Data and Analyses of Variance

	Means						A E Chart	2 × 2 Factorial Analyses of Variance†								
	Overall		Aligned		Eccentric			mode			gender			mode × gender		
	M	SD	M	F	M	F		F	p	η ²	F	p	η ²	F	p	η ²
Correct to target	1.68	1.55	1.19		2.17		/	10.44	.002**	.102	.572	.451	.006	.005	.945	.000
			1.08	1.29	2.04	2.29										
In-circle error	2.47	1.36	2.60		2.33		/	.957	.331	.010	.142	.708	.002	2.496	.118	.026
			2.88	2.33	2.17	2.50										
Out-of-circle error	3.85	1.82	4.21		3.50		/	3.736	.056‡	.039	.116	.734	.001	1.564	.214	.017
			4.04	4.38	3.79	3.21										
Proximity weighted ^{>}	1.60	2.55	1.04		2.17		/	4.871	.030*	.050	.174	.678	.002	1.274	.262	.014
			1.22	0.85	1.77	2.56										
In-group error	.79	.82	.83		.75		/	.254	.615	.003	.064	.801	.001	5.154	.026*	.053
			1.00	.67	.54	.96										
y-aligned error	.79	.82	.88		.71		/	.993	.322	.011	1.552	.216	.017	.559	.457	.006
			.92	.83	.87	.54										
Self-rank w/ distance ^{<}	847	418	967		728		/	8.345	.005**	.083	.406	.526	.004	.498	.482	.005
			965	970	784	673										

†All ANOVAs are $F(1,95)$. §Column means add to 8 trials per subject. >Higher is better. <Lower is better; reflects combined subjective-objective measure. * $p < .05$, ** $p < .01$, ‡marginal significance.

Across both conditions, a total of 161 locations were exactly identified out of 768 trials (21%). The remaining 607 errors often tended to cluster around the correct target. To help determine more precisely the nature and causes of these errors, we first sought some rational basis for consistently dividing the selection area radiating around a correct target between a region proximal to the object on the one hand, containing objects that largely obeyed certain putative patterns, and a remainder region distal to the object on the other hand, containing mostly errors that appeared too diffuse and haphazard to identify any patterns. We began by visually examining a sample of the data to study the emergent patterns. Outside a certain approximate radial threshold, selections began diffusing to the point of showing few if any patterns. Three researchers separately examined a sample of errors and determined (with 84% agreement) this threshold to be contained by what amounts to a circle with a radius of somewhat more than one width of a set of three items. In order to allow for some influence from horizontally neighboring sets, we established this radius at 7 cm with the rule that at least two corners of any square must lie inside the circle to count as proximal. Cognitive and neuroscientists are in agreement neither on the nature of the area of attention nor on some

actual radius, as many factors are involved (Intriligator & Cavanagh, 2001). Furthermore, our experimental conditions could not be rigorous with physical attentional control. However, for the record the diameter of a 7 cm circle at the 50 cm viewing distance subtends the retina at 15.9 degrees, in the outer range of estimates of the zone of attentional focus (Intriligator & Cavanagh, 2001; Goolkasian, 1999).

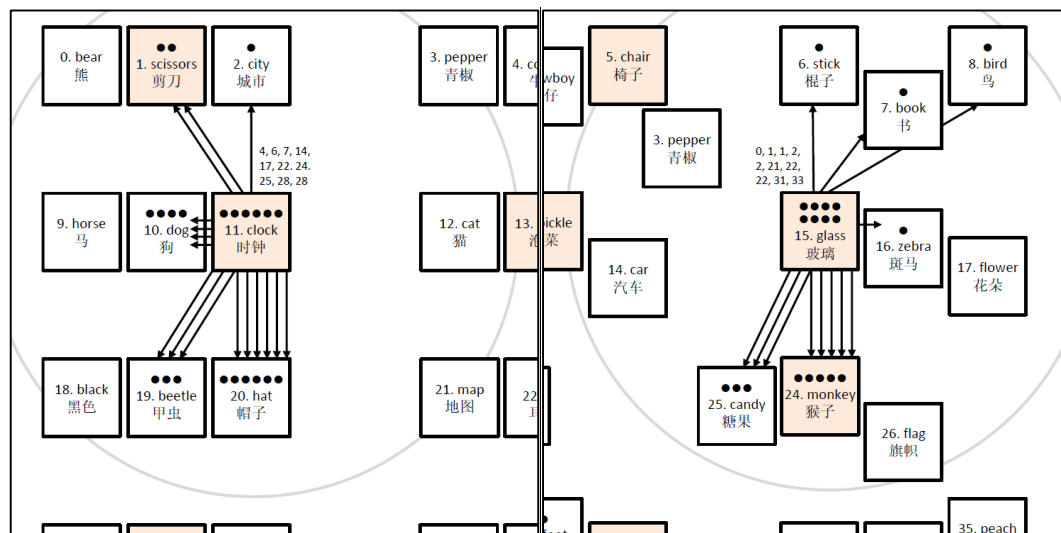


Figure 4. Target correct and error analysis on subsample of 33 subjects. Importantly, no difference was found ($p = .322$) between the conditions for the error of selecting immediate y-aligned neighbors. This supports the possibility that it is specifically a consistent pattern of vertical alignment that prompts this common class of location recall error. (Dots show responses, arrows emphasize error patterns, circle indicates proximity threshold; in actual recall trials, no text was shown in squares. Full images provided in accompanying PDF.)

4.3 Error Distance Analyses

ANOVAs performed on in-circle errors and out-of-circle errors saw a marginal main effect on mode for errors outside of the circle ($F(1, 95) = 3.736, p = .056, \eta^2 = .039$), with no other effects.

We also computed a weighted proximity score combining the three spatial possibilities, according to following formula:

$$W = R_c + .75R_i - .5R_o,$$

where R_c counts correct locations, R_i errors within the circle, and R_o errors outside of the circle. The reward or penalty for in- or out-of-circle assumes that insiders are likely due to deliberate partial recall, while outside of some threshold selections are more likely due to

guesswork. We found a significant main effect for mode, with eccentric ($M = 2.17$) scores higher than aligned ($M = 1.04$; $F(1, 95) = 4.871, p = .030, \eta^2 = .05$). This adds further support for hypothesis H1. No significant effects for gender or interaction were found.

The most proximal possible errors were those made within the same set. While the mean for this dropped from aligned (.83) to eccentric (.75) without significance, and although we are not here strictly studying gender differences, the record should note that there was a significant mode \times gender interaction, $F(1, 95) = 5.154, p = .026, \eta^2 = .053$. The mean for males from aligned to eccentric was nearly halved (1.0 to .54) and yet for females rose sharply (.67 to .96).

4.4 Self-Ranking with Distance Score

In order to determine how participants' favored creations corresponded to their location recall, we used lists of the items ranked by participants and devised a scoring function that rewarded favorite concepts at or near their correct location. The scoring function gave smaller values to direct hits on targets and hits near targets, using an asymptotic coefficient series of { 40, 20, 15, 12, 10, 7, 5, 3 } for the respective distances to the eight preferred creations ranked in order of most to least favorite. Lower scores were better ($M = 847, SD = 418$). There was a significant effect of mode, with subjects in aligned scoring higher ($M = 967$) than those in eccentric ($M = 728$), $F(1,95) = 8.345, p = .005, \eta^2 = .083$. This confirmed hypothesis H2. No gender or interaction effect was found.

4.5 Error Cause Analysis

The radial limit scheme also allowed us to propose some error causes based on study of the overall patterns for all subjects among the 8 items items and within the 2×2 condition frame. Although due to the removal policy the error events differed across the eight trials, patterns were still reasonably consistent. Nominally, random chance of selecting an erroneous object screen location was 2.9% (1/35) when selected by one subject, .08% for a subsequent

subject, .002% for a third. Within the 7 cm radius, many errors followed certain patterns greater than chance across subjects and across trials. We assumed as a standard of analysis that outside of the radius, the errors were so diffuse that the cause was impossible to speculate given the available data. This experiment was not designed to confirm subject intent; however, we use the following cause categories as a theoretical starting point for subsequent experimental confirmation:

Errors within the same set (29% of within-radius errors were in this category).

Assumed to be due to the subject's correctly recalling which set of three items the object belonged to, but forgetting which item is in that set.

Vertical (y-aligned) errors (28%). A prominent pattern that we detected was the error of selecting objects in a different set above or below in exact vertical alignment. Interestingly, this error occurred with comparable frequency *both* in eccentric as well as aligned conditions (Figure 443, above). This was true even though there were 8 opportunities for this error in the aligned condition, and only 5 such opportunities in the eccentric condition. No significant difference was found between the two conditions ($M_{\text{aligned}} = .88$, $M_{\text{eccentric}} = .71$, $F(1, 95) = .993$, $p = .322$). This finding will be addressed in the Discussion.

Horizontal (x-aligned) errors (8%). Same as vertical errors but for items left or right of the target. For the aligned condition and for same-set collinear items in the eccentric condition, this intersects with the first type of error and is assumed to be of secondary character.

Different set, same position (11%). Some patterns appear to suggest a tendency to recollect the approximate global spatial location and the correct spatial position within the set, but to confuse which set.

Different set, different position (24%). This category counts all other within-radius errors.

4.6 NASA/TLX

For the NASA/TLX subjective effort rankings, factorial (mode \times gender) ANOVAs were taken on all variables, with the following results (see Table 4).

Table 4. NASA/TLX Descriptive Data and Analyses of Variance

	TLX Means (0-100 Scale)						A _g ^g E Chart	2 \times 2 Factorial Analyses of Variance [†]								
	overall		aligned		eccentric			mode			gender			mode \times gender		
	M	SD	M	F	M	F		F	p	η^2	F	p	η^2	F	p	η^2
Weighted total	41.6	19.9	47.6	34.5	43.8	40.6		.083	.774	.001	4.128	.045*	.043	1.523	.220	.016
Mental	44.3	24.9	45.6	39.0	45.6	47.1		.629	.430	.007	.259	.612	.003	.629	.430	.007
Physical§	20.7	17.6	30.6	14.4	17.5	20.2		1.140	.289	.012	3.930	.050‡	.041	7.703	.007**	.077
Temporal	43.5	24.5	49.6	41.3	44.4	38.8		.591	.444	.006	1.938	.167	.021	.073	.788	.001
Performance	40.2	24.9	45.2	32.3	39.2	44.0		.310	.579	.003	.648	.423	.007	3.077	.083‡	.032
Effort	47.5	20.0	51.7	51.5	51.3	35.4		4.461	.037*	.046	4.238	.042*	.044	4.021	.048*	.042
Frustration	34.1	26.2	42.7	24.2	34.4	35.2		.066	.797	.001	2.832	.096‡	.030	3.390	.069‡	.036

[†]All ANOVAs are $F(1,95)$. §Physical scale failed Levene heterogeneity test ($p = .041$, skewness = 1.5, kurtosis = 3.1).

* $p < .05$, ** $p < .01$, ‡marginal significance.

4.6.1 Overall workload

For the overall workload (total TLX weighted task-load) rating, a significant main effect was found for gender, $F(1,95) = 4.128$ ($p = .045$, $\eta^2 = .043$). Females ($M = 37.5$, $SD = 19.5$) in both conditions reported the creative task to be less challenging than did males ($M = 45.7$, $SD = 19.7$). No interaction effect due to gender was found for the total TLX weighted rating.

4.6.2 Sources of load values

The NASA/TLX **mental demand subscale** value did not show any significant effect. Hypothesis H3(a) was not supported. However, it should be noted that females' mean for aligned was markedly below the other three, which did not differ much.

The **physical demand subscale** saw a significant main effect for gender $F(1,95) = 3.93$ ($p = .05$, $\eta^2 = .041$) and an interaction effect for mode \times gender, $F(1,95) = 7.703$ ($p = .007$, $\eta^2 = .077$); however, since this failed a test of heterogeneity (Levene $p = .041$, skewness = 1.472, kurtosis = 3.084), we will not comment further on it other than to note that

since this could be construed as an almost entirely mental task, there may have been some confusion as to the applicability of this item. We did hear from some subjects who said they had balked at this question. However, a male subject later did indicate that his high score reflected his rising to the challenge of doing his best.

The **temporal demand subscale** did not show any significant effect, although females reported generally lower demand ($M = 40.0$) than males ($M = 47.0$).

For the **performance subscale**, a marginal mode \times gender effect was found $F(1,95) = 4.021$ ($p = .083$, $\eta^2 = .032$). Females reported a performance improvement with eccentric (aligned $M = 32.3$, eccentric $M = 44.0$), and males reported a performance degradation (aligned $M = 45.2$, eccentric $M = 39.2$). The interaction was insufficient to support hypothesis H3(b). No other effects were identified.

For the **general effort subscale**, a significant main effect was found for mode, $F(1,95) = 4.461$ ($p = .037$, $\eta^2 = .046$). Effort for alignment ($M = 51.6$) was found to be significantly higher than eccentric ($M = 43.3$), confirming hypothesis H3(c). There was also a significant main effect for gender, $F(1,95) = 4.021$ ($p = .048$, $\eta^2 = .042$). Females reported generally less effort ($M = 43.4$) over both tasks than males ($M = 51.5$).

The **frustration subscale** saw only a marginal main effect of gender, $F(1,95) = 2.832$ ($p = .096$, $\eta^2 = .030$), failing to reach a level to support hypothesis H3(d). We also saw a marginal interaction effect of mode \times gender $F(1,95) = 3.39$ ($p = .069$, $\eta^2 = .036$). Males' frustration levels reportedly were higher with aligned ($M = 42.7$) than with eccentric ($M = 34.4$), while females' were lower with aligned ($M = 24.2$) and rose approximately to the males' level with eccentric ($M = 35.2$).

5 DISCUSSION

Recall of object location in the eccentric design approached twice the accuracy of the aligned design for this experiment. In addition, overall proximity scores also rose for both

groups, and the slope was much steeper for females than males. In other words, when there were errors, the errors tended to lie closer to the correct target under eccentric. Females reported greater performance and less effort when using the eccentric interface, while males' performance dropped and effort remained more or less level. This may be due to the greater variation in spatial context (Chun & Jiang, 1998) compared to aligned. Curiously, we have found no evidence of similar research in either the cognition, map and spatial cognition, or HCI literature.

Interface and industrial designers studiously line up controls and objects, whether on screen or in physical space. For encouraging rapid systematic search of a needed object, this may stand to reason. Humans and higher primates are reported to be unique in their use of systematic pattern-based search strategies for greater traversal efficiency than other animals (De Lillo & James, 2012; Kirby, 2016). By itself, however, this should not be taken to imply that neat vertical and horizontal alignment afford even the ideal visual search environment – this is simply taken as canon (Pirolli, 2007; Pirolli & Card, 2001). It certainly should not imply that alignment is the ideal arrangement for affording ready recall of previously worked objects, and yet this appears to be another assumption. The above evidence even supports an argument that alignment could conceivably *provoke* errors in recall. This may have implications for most designed objects (screen, print, menus, physical and virtual controls), given tasks in which we need to easily recall the known location of an object and would like to avoid the added cognitive load of a search. Although our current work is in group support systems, as a cognitive study this research should extend to any HCI subdomain, and this cross-disciplinary effort is needed (Van Nimwegen, 2008, p. 7). As in other HCI domains, usability in GSS depends strongly on freeing the greatest possible cognitive capacity for the task at hand, and reducing extraneous drains on load (Kolfshoten & Brazier, 2013; Gris  & Gallupe, 1999).

The need to re-access previously used screen controls and objects is an almost constant daily activity, arguably at least as relevant as first-time visual search. For example, it has been found that between 50% and 80% of web content is revisited (Adar et al., 2008) – to say nothing of the rest of the day’s interaction environment, from desktop and phone menu items, to ATM buttons, to drawer and cabinet handles – nearly all of which use aligned arrays of objects and are intended to be re-located and reused repeatedly.

For a designed space with few items, re-locating a prior object may be relatively easy regardless of layout. But whether “few items” here means a field of four objects, or more, requires further study. Even objects on the first screen of a four-by-two arrangement of buttons on ATMs are easily confounded, in a manner apparently similar to that of dropdown application menus (Mayes et al., 1988). This is due partly to inconsistency across designs, but perhaps more generally to the nature of the layout.

We also found a large number of near-misses to nearby collinear items in both aligned and eccentric arrangements, where there were opportunities, though we did not find significant effects. We were initially surprised to see this phenomenon also in the eccentric arrangements (recall that to limit visuospatial variance, we had seen to it that all targets were in the same location in both aligned and eccentric). Even though there were fewer such opportunities, they were frequently taken. At minimum, we can say that where there were collinearities within the circle, users of both interfaces mistook them at a rate far greater than chance, and greater than for other types of near-miss error. For aligned, selecting an item immediately above or below the target was assumed to be due to the subject’s recalling the approximate area of the screen and position within the set of three items the item resided at, but forgetting which set and guided by the visual similarity.

One interpretation of this finding is that the regularity of aligned matter itself confounds users because it lacks salient features. Furthermore, it may be due to the possibility

that objects aligned near targets may stand out even in an otherwise *nonaligned* crowd, as we observed. Groups of collinear objects may “pop out” as it were, as their own hierarchical group, eliciting errors even in the eccentric condition. However, no previous HCI study appears to directly compare these two conditions.

An interesting possibility explaining superior recall of eccentric clusters comes from work on image recall. Seminal research in the late 1960’s found that visual memory is extraordinarily large and powerful (e.g., Standing, 1973). Huge sets of categorically distinct images are easily retrieved from memory. More recently, Konkle and colleagues found that, after viewing 2,800 images, viewers were not only 82% accurate in determining which items had been viewed previously, but they could also distinguish easily among very similar objects in multiple categories, such as five different styles of frying pan (Konkle, Brady, Alvarez, & Oliva, 2010a). Recall accuracy decreased by only 2% each time that category size doubled (Konkle, Brady, Alvarez, & Oliva, 2010b). From this they argued that, scene and object memory performance being quite similar, they could be attentional percepts at the same level. This coincides with Chun and Jiang’s (1998, 2003) contextual cueing models, where unique, new spatial configurations are encoded and well recalled with little effort. Taken together, there is some potential to argue that *clusters* of objects are themselves perceived as group scenes with figural or imaginal qualities; that configural irregularities would create the unique local visual patterns necessary for strong differential encoding; that, contrarily, rectilinear clusters are too similar to establish sufficiently differential patterns; and that it is these neighborhood clusters that are encoded and either properly recalled or confounded, depending on their figural distinctiveness. This experiment supports such accounts.

Average correct in both aligned and eccentric were lower than anticipated; however, low location recall in short-term incidental learning tasks has been found to be typical (Mandler et al., 1977).

The proportionally large standard deviations on both same-set errors and y-aligned errors (both $M = .79$, $SD = .82$) may suggest that some subjects had more difficulty with these errors than others.

The substantial overall gap between males and females on the NASA/TLX weighted total score (indicating greater overall effort reported by males) may be partly due to males' greater competitiveness (Houston et al., 2005). Further, we see two interpretations of the interaction score showing the reduced physical effort reported by males in eccentric. One is the possible confusion, leading to some males second-guessing the instrument's intent. Another interpretation is that the eccentric interface may alleviate perceptions of discomfort, at least for men. The main effect of gender in the increased overall task load of the NASA/TLX for females in eccentric is difficult to interpret. It could indicate that the lack of organization was a greater burden for women.

Eccentric users had a better sense of location recall for those items they enjoyed creating. There is inadequate evidence to declare too boldly that this relates to lowered extraneous cognitive load in the eccentric giving way to higher germane task load, but that is one possible explanation (Kolfshoten et al., 2014). Another possibility is that individuals simply enjoyed the eccentric interface more. While we did not test for enjoyment, in organizational systems research, and particularly brainstorming, it is regularly measured against productivity gains (Amabile, 1997; Baer, Oldham & Cummings, 2003), and different interfaces have been shown to have different effects on enjoyment and satisfaction (Ivanov & Zelchenko, 2019).

In fact, this touches upon current critiques in HCI design. Stephanidis and colleagues (2019) argued that the first two of seven major challenges facing HCI were the increasing symbiosis of humans with technology and interactions between humans and the whole environment (Stephanidis et al., 2019). This is undoubtedly relevant for the future. However,

these challenges are also relevant today. Many users already spends more time interacting with computers than directly with humans (Tipping et al., 2010; Maruca, 1999). If our concerns are true – that rectilinear selection arrangements may trigger visual searches rather than memory for locations, and thereby divert cognitive load from useful tasks, and further assuming that most interfaces (even the conceptual ones) still obey the linearity rule – then major challenges about technology and the whole environment (increasingly one and the same) are with us today. One should be able to see the relevance to current technology, which we have already said is probably with us to stay for the foreseeable future.

6 LIMITATIONS AND FURTHER WORK

We are continuing to investigate these vertical and horizontal neighbor errors, possibly with a specific controlled experiment to confirm that such errors are in fact due to alignment.

Due to the limitations of human recall, two related analytical consequences frequently accompany incidental learning tasks. A single session is essential, so as not to give away the incidental nature of the experiment. This results in relatively low levels of precise recall, and a larger proportion of errors that need careful analysis. The incidental memory encoding relied upon in this experiment was a hindrance to statistical power. However, this type of exploratory work, using an interface lying between applied and cognitive science, is beneficial. It helps guide further work using intentional recall that will allow finer-grained within-subjects comparisons.

We need greater clarity within subjects as to the nature of their choices of recall location. The decision to use progressive constrained choices was an easy way to make subjects think carefully before committing their answers, but it may also have had the effect of causing less diligent subjects simply to fudge their answers, adding some noise to the data

that might have been prevented with more open recall task that includes a confirmatory range of certainty of choice (Mandler et al., 1977).

We came into this study hoping to find how best to arrange display matter for optimal recall. We would like to increase our understanding of eccentricity's full role, perhaps testing it in a more realistic GSS environment.

7 REFERENCES

- Adar, E., Teevan, J., & Dumais, S. (2008). Large scale analysis of web revisitation patterns. *Proceedings of the Twenty-Sixth Annual SIGCHI Conference on Human Factors in Computing Systems*, 1197–1206. <https://doi.org/10.1145/1357054.1357241>
- Amabile, T. M. (1997). Motivating creativity in organizations: On doing what you love and loving what you do. *California Management Review*, 40(1), 39–58.
- Baer, M., Oldham, G. R., & Cummings, A. (2003). Rewarding creativity: when does it really matter? *The Leadership Quarterly*, 14(4–5), 569–586.
- Blackler, A., & Popovic, V. (2015). Towards intuitive interaction theory. *Interacting with Computers*, 27(3), 1–7. <https://doi.org/10.1093/iwc/iwv011>
- Chen, S., Epps, J., Ruiz, N., & Chen, F. (2011). Eye activity as a measure of human mental effort in HCI. *Proceedings of the 15th International Conference on Intelligent User Interfaces – IUI '11*, (January), 315. <https://doi.org/10.1145/1943403.1943454>
- Chun, M., & Jiang, Y. (1998). Contextual cueing: Implicit learning and memory of visual context guides spatial attention. *Cognitive Psychology*, 36(1), 28–71. <https://doi.org/10.1006/cogp.1998.0681>
- Coluccia, E. (2005). *The role of visuo-spatial working memory in map learning*. Università degli Studi di Roma “La Sapienza.”

- De Lillo, C., & James, F. C. (2012). Spatial working memory for clustered and linear configurations of sites in a virtual reality foraging task. *Cognitive Processing, 13*(Suppl 1), S243–S246. <https://doi.org/10.1007/s10339-012-0448-x>
- Goolkasian, P. (1999). Retinal location and its effect on the spatial distribution of visual attention. *The American Journal of Psychology, 112*(2), 187.
- Graham, M., & Kennedy, J. (2010). A survey of multiple tree visualisation. *Information Visualization, 9*(4), 235–252. <https://doi.org/10.1057/ivs.2009.29>
- Grisé, M. L., & Gallupe, R. B. (1999). Information overload: Addressing the productivity paradox in face-to-face electronic meetings. *Journal of Management Information Systems, 16*(3), 157–185. <https://doi.org/10.1080/07421222.1999.11518260>
- Hart, S. G., & Staveland, L. E. (1988). Development of NASA-TLX (Task Load Index): Results of empirical and theoretical research. In *Advances in Psychology* (Vol. 52, pp. 139–183). Elsevier.
- Houston, J. M., Harris, P. B., Moore, R., Brummett, R., & Kametani, H. (2005). Competitiveness among Japanese, Chinese, and American undergraduate students. *Psychological Reports, 97*(1), 205–212. <https://doi.org/10.2466/pr0.97.1.205-212>
- Intriligator, J., & Cavanagh, P. (2001). The spatial resolution of visual attention. *Cognitive Psychology, 43*(3), 171–216. <https://doi.org/10.1006/cogp.2001.0755>
- Ivanov A., Zelchenko P. (2019). Designing an electronic brainstorming environment for engaging East-Asian collaborative teams. *International Journal of Human-Computer Interaction 36*(5), 414–428. DOI: 10.1080/10447318.2019.1649970
- Keim, D. A. (2002). Information visualization and visual data mining. *IEEE Transactions on Visualization and Computer Graphics, 8*(1), 1–8. <https://doi.org/10.1109/2945.981847>

- Kempler, D., Teng, E. L., Taussig, M., & Dick, M. B. (2010). The common objects memory test (COMT): A simple test with cross-cultural applicability. *Journal of the International Neuropsychological Society, 16*(3), 537–545.
<https://doi.org/10.1017/S1355617710000160>
- Kessels, R. P. C., Postma, A., & de Haan, E. H. F. (1999). Object relocation: A program for setting up, running, and analyzing experiments on memory for object locations. *Behavior Research Methods, Instruments, & Computers, 31*(3), 423–428.
- Kirby, M. (2016). *The search for structure: An assessment of the benefits of using structured patterns in human spatial memory*. University of Leicester.
- Kolfschoten, G. L., & Brazier, F. M. T. (2013). Cognitive load in collaboration: Convergence. *Group Decision and Negotiation, 22*(5), 975–996. <https://doi.org/10.1007/s10726-012-9322-6>
- Kolfschoten, G., French, S., & Brazier, F. (2014). A discussion of the cognitive load in collaborative problem-solving. *EURO Journal on Decision Processes, 2*(3–4), 257–280.
- Kulhavy, R. W., Schwartz, N. H., & Shaha, S. H. (1982). Interpretative framework and memory for map features. *The American Cartographer, 9*(2), 141–147.
<https://doi.org/10.1559/152304082783948510>
- Lansdale, M. W. (1991). Remembering about documents: Memory for appearance, format, and location. *Ergonomics, 34*(8), 1161–1178.
<https://doi.org/10.1080/00140139108964853>
- Logan, G. D. (1988). Toward an instance theory of automatization. *Psychological Review, 95*(4), 492–527.
- Mandler, J. M., Seegmiller, D., & Day, J. (1977). On the coding of spatial information. *Memory & Cognition, 5*(1), 10–16. <https://doi.org/10.3758/BF03209185>

- Maruca, R. F. (1999). Retailing: Confronting the challenges that face bricks-and-mortar stores. *Harvard Business Review*, *77*, 159.
- Mayes, J. T., Draper, S. W., McGregor, A. M., & Oatley, K. (1988). Information flow in a user interface: The effect of experience and context on the recall of MacWrite screens. In D. M. Jones & R. Winder (Eds.), *Proceedings of the Fourth Conference of the British Computer Society on People and Computers IV* (pp. 275–289). New York, New York, USA: Cambridge University Press.
- Musen, G., & Treisman, A. (1990). Implicit and explicit memory for visual patterns. *Journal of Experimental Psychology: Learning, Memory, and Cognition*, *16*(1), 127.
- Pezdek, K. (1983). Memory for items and their spatial locations by young and elderly adults. *Developmental Psychology*, *19*(6), 895–900. <https://doi.org/10.1037/0012-1649.19.6.895>
- Pezdek, K., Roman, Z., & Sobolik, K. G. (1986). Spatial memory for objects and words. *Journal of Experimental Psychology: Learning, Memory, and Cognition*, *12*(4), 530–537. <https://doi.org/10.1037/0278-7393.12.4.530>
- Pirolli, P., & Card, S. K. (2001). Visual information foraging in a focus + context visualization. In *Proceedings of CHI 2001 (Papers)* (Vol. 3, pp. 506–513).
- Postma, A., Jager, G., Kessels, R. P. C., Koppeschaar, H. P. F., & Van Honk, J. (2004). Sex differences for selective forms of spatial memory. *Brain and Cognition*, *54*(1), 24–34. [https://doi.org/10.1016/S0278-2626\(03\)00238-0](https://doi.org/10.1016/S0278-2626(03)00238-0)
- Postma, A., Kessels, R. P. C., & van Asselen, M. (2008). How the brain remembers and forgets where things are: The neurocognition of object-location memory. *Neuroscience and Biobehavioral Reviews*, *32*(8), 1339–1345. <https://doi.org/10.1016/j.neubiorev.2008.05.001>

- Rossano, M. J., & Morrison, T. T. (1996). Learning from maps: General processes and map-structure influences. *Cognition and Instruction, 14*(1), 109–137.
- Rossano, M. J., & Warren, D. H. (1989). Misaligned maps lead to predictable errors. *Perception, 18*(2), 215–229.
- Scaife, M., & Rogers, Y. (1996). External cognition: How do graphical representations work? *International Journal of Human Computer Studies, 45*(2), 185–213.
<https://doi.org/10.1006/ijhc.1996.0048>
- Schlatter, T., & Levinson, D. (2013). *Visual Usability: Principles and Practices for Designing Digital Applications*. Newnes.
- Schulman, A. I. (1973). Recognition memory and the recall of spatial location. *Memory & Cognition, 1*(3), 256–260. <https://doi.org/10.3758/BF03198106>
- Siegel, A. W., & White, S. H. (1975). The development of spatial representations of large-scale environments. *Advances in Child Development and Behavior, 10*, 9–55.
[https://doi.org/https://doi.org/10.1016/S0065-2407\(08\)60007-5](https://doi.org/https://doi.org/10.1016/S0065-2407(08)60007-5)
- Sweller, J. (1994). Cognitive load theory, learning difficulty, and instructional design. *Learning and Instruction, 4*, 295–312. [https://doi.org/10.1016/0959-4752\(94\)90003-5](https://doi.org/10.1016/0959-4752(94)90003-5)
- Teevan, J., Adar, E., Jones, R., & Potts, M. A. S. (2007). Information re-retrieval: Repeat queries in Yahoo’s logs. *Proceedings of the 30th Annual International ACM SIGIR Conference on Research and Development in Information Retrieval - SIGIR '07*, 151–158. <https://doi.org/10.1145/1277741.1277770>
- Tipping, M. D., Forth, V. E., O’Leary, K. J., Malkenson, D. M., Magill, D. B., Englert, K., & Williams, M. V. (2010). Where did the day go?—A time-motion study of hospitalists. *Journal of Hospital Medicine, 5*(6), 323–328.
- Tversky, B. (1981). Distortions in memory for maps. *Cognitive Psychology, 13*(3), 407–433.
[https://doi.org/https://doi.org/10.1016/0010-0285\(81\)90016-5](https://doi.org/https://doi.org/10.1016/0010-0285(81)90016-5)

- Van Nimwegen, C. (2008). *The paradox of the guided user: Assistance can be counter-effective*. University of Utrecht.
- Williams, R. (2015). *The Non-designer's Design Book: Design and Typographic Principles for the Visual Novice*. Pearson Education.
- Wobbrock, J. O. (2006). The future of mobile device research in HCI. In *CHI 2006 workshop proceedings: what is the next generation of human-computer interaction* (pp. 131–134).
- Xiao (肖元梅), Y. (2005). *脑力劳动者脑力负荷评价及其应用研究 (Study of the assessment and application of mental workload for knowledge workers)*. Sichuan University. <https://doi.org/10.15713/ins.mmj.3>