

# OPERATOR AUGMENTATION FOR NOISY ELLIPTIC SYSTEMS

PHILIP A. ETTER \* AND LEXING YING †

**Abstract.** In the computational sciences, one must often estimate model parameters from data subject to noise and uncertainty, leading to inaccurate results. In order to improve the accuracy of models with noisy parameters, we consider the problem of reducing error in an elliptic linear system with the operator corrupted by noise. We assume the noise preserves positive definiteness, but otherwise, we make no additional assumptions the structure of the noise. Under these assumptions, we propose the *operator augmentation* framework, a collection of easy-to-implement algorithms that augment a noisy inverse operator by subtracting an additional auxiliary term. In a similar fashion to the James-Stein estimator, this has the effect of drawing the noisy inverse operator closer to the ground truth, and hence reduces error. We develop bootstrap Monte Carlo algorithms to estimate the required augmentation magnitude for optimal error reduction in the noisy system. To improve the tractability of these algorithms, we propose several approximate polynomial expansions for the operator inverse, and prove desirable convergence and monotonicity properties for these expansions. We also prove theorems that quantify the error reduction obtained by operator augmentation. In addition to theoretical results, we provide a set of numerical experiments on four different graph and grid Laplacian systems that all demonstrate effectiveness of our method.

**Key words.** Operator Augmentation, Random Matrices, Monte Carlo, Polynomial Expansion, Elliptic Systems.

**AMS subject classifications.** Linear and multilinear algebra; matrix theory. Statistics. Computer Science.

**1. Introduction.** There are a plethora of different situations in the natural, mathematical, and computer sciences that necessitate computing the solution to a linear system of equations given by

$$(1.1) \quad \mathbf{A}\mathbf{x} = \mathbf{b},$$

where  $\mathbf{A} \in \mathbb{R}^{n \times n}$  and  $\mathbf{x}, \mathbf{b} \in \mathbb{R}^n$  for  $n \in \mathbb{N}$ . When both the matrix  $\mathbf{A}$  and  $\mathbf{b}$  are known, there are many decades of research on how to solve the system (1.1) efficiently. Unfortunately, for a variety of reasons, it is often the case that the true matrix  $\mathbf{A}$  is not known exactly, and must be estimated from data (see [10, 7]). In this situation, there is a sampling error between the unobserved true matrix  $\mathbf{A}$  and the matrix  $\hat{\mathbf{A}}$  one constructs from data. The discrepancy between  $\mathbf{A}$  and  $\hat{\mathbf{A}}$  is often referred to as *model uncertainty*, as it stems from incomplete or inaccurate information about the underlying system. This model uncertainty means that with naive application of the inverse of the observed matrix  $\hat{\mathbf{A}}$ , one is not solving the desired system (1.1), but rather, the system

$$(1.2) \quad \hat{\mathbf{A}}\hat{\mathbf{x}} = \mathbf{b},$$

where  $\hat{\mathbf{x}} = \hat{\mathbf{A}}^{-1}\mathbf{b} \in \mathbb{R}^n$  is the solution we observe when we solving the observed system naively. Often, we will write

$$(1.3) \quad \hat{\mathbf{A}} = \mathbf{A} + \hat{\mathbf{Z}},$$

where one can think of the matrix  $\hat{\mathbf{Z}}$  as constituting the noise or sampling error in our measurements of the system (1.1). Hence, the sampling error  $\hat{\mathbf{Z}}$  between  $\mathbf{A}$  and  $\hat{\mathbf{A}}$  translates into sampling error between the true solution  $\mathbf{x}$  and the naively estimated solution  $\hat{\mathbf{x}}$ .

The question of interest in this paper is whether, using the information available to us, we can find a better approximation  $\tilde{\mathbf{x}}$  for the true solution  $\mathbf{x}$  by modifying how we solve the sampled system (1.2). “Better” here means in the sense of average error measured in the norm of some symmetric positive definite matrix  $\mathbf{B}$ , i.e., that we have

$$(1.4) \quad \mathcal{E}_{\mathbf{B}}(\tilde{\mathbf{x}}) < \mathcal{E}_{\mathbf{B}}(\hat{\mathbf{x}}),$$

where the error functional  $\mathcal{E}_{\mathbf{B}}(\cdot)$  is defined as

$$(1.5) \quad \mathcal{E}_{\mathbf{B}}(\hat{\mathbf{x}}) \equiv \mathbb{E}[\|\hat{\mathbf{x}} - \mathbf{x}\|_{\mathbf{B}}^2] = \mathbb{E}[(\hat{\mathbf{x}} - \mathbf{x})^T \mathbf{B} (\hat{\mathbf{x}} - \mathbf{x})].$$

\*Institute for Computational and Mathematical Engineering, Stanford University (paetter@stanford.edu)

†Department of Mathematics, Stanford University (lexing@stanford.edu)

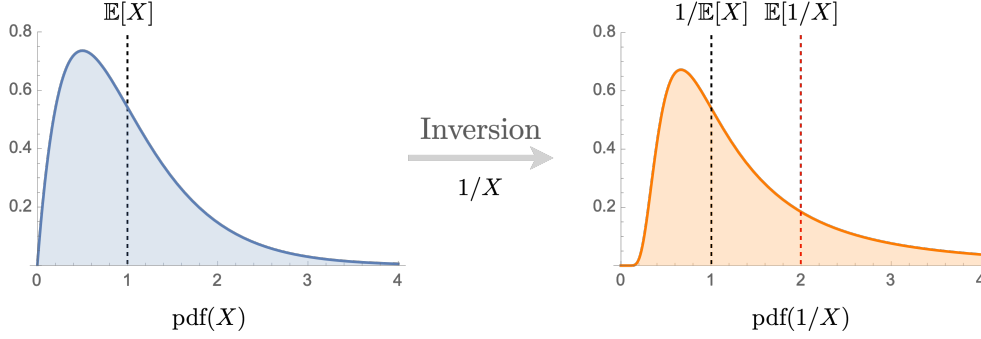


FIG. 1.1. An example of the overshooting effect. If we take a single sample of the scalar random variable  $X \sim \Gamma(2, 1/2)$ , and invert it, the pdf of the inverted  $1/X$  has an expectation that is significantly larger ( $\times 2$ ) than the inversion  $1/\mathbb{E}[X]$ . This means that naively trying to estimate  $1/\mathbb{E}[X]$  with only a single sample will likely give a significant overestimate. The same principle also applies when  $X$  is a random matrix.

The two norms of particular interest to us are the  $L^2$  norm (for obvious reasons), i.e.,  $\mathbf{B} = \mathbf{I}$ , as well as the energy norm, i.e.,  $\mathbf{B} = \mathbf{A}$ , as the latter is an important metric of error in many physical problems.

In this paper, we present an affirmative answer to the above question of error reduction in the form of a novel method we call *operator augmentation*. The idea of operator augmentation is to add an augmenting term to the sampled inverse operator  $\hat{\mathbf{A}}^{-1}$ , yielding a family of operators

$$(1.6) \quad \hat{\mathbf{A}}^{-1} - \beta \hat{\mathbf{K}}$$

parameterized by an augmentation factor  $\beta \in \mathbb{R}$ , for a choice of augmentation matrix  $\hat{\mathbf{K}} \in \mathbb{R}^{n \times n}$  depending on the problem setting. Our new approximation for  $\mathbf{x}$  is then given by

$$(1.7) \quad \tilde{\mathbf{x}}_\beta = (\hat{\mathbf{A}}^{-1} - \beta \hat{\mathbf{K}}) \mathbf{b}$$

Through judicious selection of the augmentation matrix  $\hat{\mathbf{K}}$ , we show that one can estimate a  $\beta$  that will reduce the error  $\mathcal{E}_{\mathbf{B}}(\cdot)$  by a factor that depends on the variance of the naive solution  $\hat{\mathbf{x}}$ . As we will see, the power of operator augmentation lies in the fact that the technique works under very minimal assumptions on the randomness structure of  $\hat{\mathbf{A}}$ ; in general, the only assumption we need to guarantee error reduction is that  $\hat{\mathbf{A}}$  is an unbiased estimator of  $\mathbf{A}$ , and even this assumption can be relaxed.

The intuition for operator augmentation comes from Jensen's inequality. Note that the matrix inversion operation is a convex function (wrt. the Löwner Order) on the set of positive definite matrices. This means that naively inverting an unbiased estimator  $\hat{\mathbf{A}}$  for  $\mathbf{A}$  will always overshoot the true goal  $\mathbf{A}^{-1}$ . One can think of operator augmentation as correcting for this overshooting effect.

We structure the remainder of the paper as follows. In [section 4](#), we present the basic operator augmentation formalism and examine a special case to motivate the full operator augmentation technique. In [section 5](#), we present the full version of operator augmentation in the setting where the vector  $\mathbf{b}$  is now also drawn from a probability distribution with known auto-correlation (i.e., a prior). We prove bounds that quantify how much error our technique can reduce. In [section 6](#), we consider operator augmentation in the aforementioned energy norm, i.e., when  $\mathbf{B} = \mathbf{A}$ , and prove similar bounds. In [section 7](#), we show that the previous setting of the energy norm has special monotonicity properties that are immensely useful for efficiently computing a good choice of  $\beta$ . Finally, in [section 10](#), we present numerical experiments to verify the theoretical results in this paper.

Note that we consider only elliptic systems in this paper, i.e., requiring that  $\mathbf{A}$  is symmetric positive definite and  $\hat{\mathbf{A}}$  is symmetric positive definite almost surely — however, one could theoretically apply the techniques we present herein to asymmetric systems as well, but we do not provide any theoretical guarantees in the asymmetric case.

Finally, in order to help readers quickly implement our method without getting caught up in all of the surrounding mathematical details, we provide the quick start [subsection 7.2](#) to give readers an alternate entry point to the algorithm we present in this paper. For the accompanying source code for this paper, please see [Appendix B](#).

**2. Related Work.** The spirit of our approach derives from Stein Estimation [4]. In their seminal paper, James and Stein consider the high dimensional problem of estimating a parameter corrupted by noise and show that the standard Pittman estimator is always inadmissible because appropriately shrinking the Pittman estimate towards the origin produces an estimator with strictly better risk. At a fundamental level, one can frame our work as taking this idea and applying it to the novel setting of matrices corrupted by noise.

The immediately pertinent area of the literature related to our work is usually classified under *model uncertainty*. Quantifying and representing model uncertainty is important in many different fields of computational science, ranging from structural dynamics [10] to weather and climate prediction [7]. However, work relating to model or parameter uncertainty is usually domain specific and focuses more on establishing a model for uncertainty than it does on trying to reduce error in the resulting predictions. In contrast, our work focuses entirely on reducing error, rather than quantifying it. Our work is also not restricted to a particular domain, class of problems, or randomness structure, as long as those problems are linear.

We note that our setting shares some similarities with the problem of uncertainty quantification (UQ). However, the problem we face here is different from the standard uncertainty quantification setting in a subtle but very important way. In UQ, one is usually given a distribution  $\mathcal{P}$  and a map  $T$  and asked to estimate statistics about the pushforward distribution  $T_*\mathcal{P}$  (i.e., expectation, standard error, etc.). Practitioners typically accomplish this task via Monte Carlo techniques [6] or some form of stochastic Galerkin projection [14] or collocation method [13]. In contrast, in our setting we have a distribution  $\mathcal{P} = D_{\omega^*}$  and our goal is to accurately compute the image under  $T$  of a statistic of  $\mathcal{P}$ , rather than a statistic of the push-forward of  $\mathcal{P}$  under  $T$ . Here  $T(\cdot)$  is matrix inversion and the statistic we are interested in is the true matrix  $s(D_{\omega^*}) = \mathbf{A}$ . Indeed, the issue that  $\mathbb{E}[\hat{\mathbf{A}}^{-1}]$  and  $\mathbb{E}[\hat{\mathbf{A}}]^{-1}$  are significantly different is at the core of our paper, as we are (in the unbiased case) interested in  $\mathbb{E}[\hat{\mathbf{A}}]^{-1}$ , and not  $\mathbb{E}[\hat{\mathbf{A}}^{-1}]$ . What does, however, fall into the purview of uncertainty quantification is the question of evaluating how well one does of estimating  $\mathbb{E}[\hat{\mathbf{A}}^{-1}]$ ; but this is ultimately an orthogonal discussion.

The central problem in this paper is also not dissimilar to the setting of matrix completion seen in [2, 5]. In matrix completion, one usually seeks to recover a low-rank ground truth matrix  $\mathbf{M}_{ij}$  from observations that have been corrupted by additive noise, e.g.,  $\mathbf{N} = \mathbf{M} + \mathbf{Z}$ . If  $\mathcal{P}_\Omega$  denotes the subset sampling operator on matrix space, then one is trying to recover  $\mathbf{M}$  from

$$(2.1) \quad \mathcal{P}_\Omega(\mathbf{N}) = \mathcal{P}_\Omega(\mathbf{M}) + \mathcal{P}_\Omega(\mathbf{Z}).$$

However, the operator augmentation and matrix completion settings are subtly different. The matrix completion analogue of  $\mathbf{A}$  is the actual linear operator  $\mathcal{P}_\Omega$ , and not the matrix  $\mathbf{M}$ . Morally, one may think of the matrix completion problem as solving the under-determined linear system

$$(2.2) \quad \mathcal{P}_\Omega(\mathbf{M}) = \mathcal{P}_\Omega(\mathbf{N})$$

by assuming a low-rank regularity on  $\mathbf{M}$ . The randomness in this problem lies completely in the right hand side  $\mathbf{N}$ , and not in the actual linear operator  $\mathcal{P}_\Omega$ .

We also draw attention to the related field of perturbation matrix analysis. In this setting, one is usually interested in proving results about how various properties of matrices change under a perturbation to the elements of the matrix. A seminal example of work in this field is the Davis-Kahan Theorem [3], which quantifies the extent to which the invariant sub-spaces of a matrix change under perturbations. In a similar vein, work in backward stability analysis revolves around understanding the behavior of the solution of a linear system under perturbations to the matrix. However, backward stability analysis typically adopts a worst-case mentality in analysis. In contrast, we care about average case error — and more importantly, how one can reduce it.

We should briefly mention that the mathematical branch of random matrix theory (RMT) studies the spectral properties of random matrix ensembles [1, 12]. However, RMT results usually apply only when the entries of the random matrices are independent and in the large matrix limit. We find these assumptions to be too stringent for the problem at hand.

In addition to these tangentially related settings, we also call attention to the similarity of some of our techniques to those in harmonic analysis. It is well known that the method of summation of an infinite series can affect the conditions under which it convergence, as well as the quality of the convergence. For example, the Fourier series of a continuous function  $f$  on the unit interval  $[0, 1]$  may not converge pointwise to  $f$  if summed naively. But Fejér's Theorem (see [11]) states that Césaro and Abel sums of the Fourier series of an integrable function  $f$  converge uniformly to  $f$  at any point of continuity. Our work takes on a similar favor in that it revolves heavily around the convergence properties of partial sums of infinite series expansion of the matrix function  $f(\mathbf{A}) = \mathbf{A}^{-1}$ . These partial sums are critical to accelerating an otherwise expensive Monte Carlo computation, hence we develop methods of partial summation that have desirable properties — such as convergence and monotonicity.

In conclusion, we do not believe that the setting we introduce in this paper, where the operator is noisy, has been studied in the proposed fashion before. There is little precedent in the literature for the operator augmentation method we present herein.

**3. Probabilistic Model and Problem Formalism.** Formally, we model this process by assuming that there exists an underlying parameter space  $\Omega$  (with sigma algebra  $\Sigma$ ), where the parameters  $\omega \in \Omega$  contain a description of the system that produces the matrices above (e.x.,  $\omega$  may be measurements of a scattering background, edge weights, vertex positions, etc.). The relationship between parameters and matrices is given by a Borel-measurable mapping  $\mathcal{M} : \Omega \rightarrow S(\mathbb{R}^n)_+$ , where  $S(\mathbb{R}^n)_+$  denotes the cone of symmetric positive definite matrices in  $\mathbb{R}^{n \times n}$ . For example,  $\omega \in \Omega$  may be a weighted graph, and  $\mathcal{M}(\omega) \in S(\mathbb{R}^n)_+$  may denote a minor of its Laplacian. We suppose that there exist some *unobserved* true system parameters  $\omega^* \in \Omega$  that produce the true matrix  $\mathbf{A} = \mathcal{M}(\omega^*)$ . We also suppose that there exists a known family of distributions  $\mathbb{P}_\omega$  over  $\Omega$  indexed by  $\omega \in \Omega$  that describes the observed randomness in the system if  $\omega$  were to be the true system parameters. It is this the relationship between  $\omega^*$  and the distribution  $\mathbb{P}_{\omega^*}$  that we assume is known as part of the model (but not the true system parameters  $\omega^*$  themselves). Once this family has been specified, the distribution of  $\hat{\mathbf{A}}$  is given by  $\mathcal{M}_* \mathbb{P}_{\omega^*}$ , where  $\mathcal{M}_*$  denotes the pushforward. For shorthand, we will denote  $D_{\omega^*} \equiv \mathcal{M}_* \mathbb{P}_{\omega^*}$ .

Finally, we formally state our problem as follows: **suppose that we observe exactly one sample  $\hat{\omega} \sim \mathbb{P}_{\omega^*}$ . Given  $\mathbf{b}$  or a distribution from which  $\mathbf{b}$  is sampled, we wish to build an inverse operator  $\hat{\mathbf{A}}^{-1}$  such that  $\tilde{\mathbf{x}} = \hat{\mathbf{A}}^{-1} \mathbf{b}$  produces a better estimate of  $\mathbf{x} = \mathbf{A}^{-1} \mathbf{b}$  than  $\hat{\mathbf{x}} = \hat{\mathbf{A}}^{-1} \mathbf{b}$ .** In our case, we take

$$(3.1) \quad \tilde{\mathbf{A}}^{-1} \equiv \hat{\mathbf{A}}^{-1} - \beta \hat{\mathbf{K}},$$

for some  $\beta \in \mathbb{R}$ ,  $\hat{\mathbf{K}} \in \mathbb{R}^{n \times n}$  to be specified later. For ease of understanding, we present flow-chart of the above probabilistic setting together with the operator augmentation framework in

**4. Warm-up: Basic Operator Augmentation.** Recall our assumptions that  $\mathbf{A} \in S(\mathbb{R}^n)_+$  and that  $\hat{\mathbf{A}}$  is sampled from a distribution  $D_{\omega^*}$  such that  $\hat{\mathbf{A}} \in S(\mathbb{R}^n)_+$  almost surely. For ease of explanation, we will make a number of assumptions in this section that we will later discard. For now, suppose that

1. We know the right hand side  $\mathbf{b}$  a priori.
2. We only consider the  $L^2$  error norm, i.e.,  $\mathbf{B} = \mathbf{I}$ , and simply write  $\mathcal{E}(\cdot)$  for the  $L^2$  error  $\mathcal{E}_{\mathbf{I}}(\cdot)$ .

Supposing the above, operator augmentation functions by attempting to find a good choice of augmentation factor  $\beta$  such that the error. Indeed, the choice of  $\beta$  we would like to make is the minimizer of the error,

$$(4.1) \quad \beta^* = \arg \min_{\beta \in \mathbb{R}} \mathcal{E}(\tilde{\mathbf{x}}_\beta).$$

where note that  $\mathcal{E}(\hat{\mathbf{x}})$  is the error when solving the system naively using  $\hat{\mathbf{A}}$ . Unfortunately, this choice of  $\beta^*$  depends on knowledge of the true inverse matrix  $\mathbf{A}^{-1}$  and hence cannot be implemented exactly. To remedy this, we take the following approach: instead of computing  $\beta^*$ , we

instead try to find a  $\beta^\circ$  with a less explicit dependence on  $\mathbf{A}^{-1}$ , together with a choice of  $\hat{\mathbf{K}}$ , such that

$$(4.5) \quad 0 < \beta^\circ \leq \beta^*,$$

Note that as long as  $\beta^\circ$  falls within the above range, it will reduce the value of the error functional  $\mathcal{E}(\cdot)$ , since the functional is quadratic in  $\beta$ .

In accordance with the intuition we presented in the introduction, in practice one observes that the sampling error in the matrix  $\hat{\mathbf{A}}$  causes the  $\hat{\mathbf{x}}$  to have a tendency to overshoot the true solution  $\mathbf{x}$ . Hence, a reasonable thing one might try to correct for this is to uniformly scale the entries of the estimated solution  $\hat{\mathbf{x}}$  by some scalar value in the range  $[0, 1]$ . Note that this would correspond to a choice of augmentation matrix and factor given by

$$(4.6) \quad \hat{\mathbf{K}} = \hat{\mathbf{A}}^{-1}, \quad \beta \geq 0.$$

Indeed, under this choice of  $\hat{\mathbf{K}}$ , the numerator of (4.3) becomes

$$(4.7) \quad \mathbb{E} \left[ \mathbf{b}^T \hat{\mathbf{K}}^T (\hat{\mathbf{A}}^{-1} - \mathbf{A}^{-1}) \mathbf{b} \right] = \mathbf{b}^T (\mathbb{E}[\hat{\mathbf{A}}^{-T} \hat{\mathbf{A}}] - \mathbb{E}[\hat{\mathbf{A}}^{-T}] \mathbf{A}^{-1}) \mathbf{b}.$$

This expansion above is strongly suggestive of the moment formula for covariance matrices, given by

$$(4.8) \quad \mathbb{E}[\hat{\mathbf{Y}}^T \hat{\mathbf{Y}}] - \mathbb{E}[\hat{\mathbf{Y}}]^T \mathbb{E}[\hat{\mathbf{Y}}] = \text{cov}(\hat{\mathbf{Y}}) \succeq 0,$$

one might suspect that it would therefore be possible to lower bound the troublesome term in (4.7) by something that depends on the variance of the estimated solution  $\hat{\mathbf{A}}^{-1} \mathbf{b} = \hat{\mathbf{x}}$  and not directly on  $\mathbf{A}$ . Unfortunately, the asymmetry of (4.7) and the fact that  $\mathbb{E}[\hat{\mathbf{A}}^{-1}] \neq \mathbf{A}^{-1}$  in general makes this difficult.

However, there is — fortunately — something we can say about the quantity  $\mathbb{E}[\hat{\mathbf{A}}^{-1}]$  under mild assumptions, namely,

LEMMA 4.1 (Löwner Order Inversion). *Suppose that  $\mathbf{A} \in S(\mathbb{R}^n)_+$  and  $\hat{\mathbf{A}} \sim D_{\omega^*}$  such that  $\hat{\mathbf{A}} \in S(\mathbb{R}^n)_+$  almost surely. Moreover, suppose that, in expectation  $\mathbf{A}$  spectrally dominates  $\hat{\mathbf{A}}$ , i.e.,*

$$(4.9) \quad \mathbb{E}[\hat{\mathbf{A}}] \preceq \mathbf{A},$$

*then, matrix inversion inverts the expected Löwner order, i.e.,*

$$(4.10) \quad \mathbb{E}[\hat{\mathbf{A}}^{-1}] \succeq \mathbf{A}^{-1}$$

The proof of this fact is given in the appendix and relies on the fact that the function  $\mathbf{u}^T \mathbf{A}^{-1} \mathbf{u}$  for arbitrary  $\mathbf{u} \in \mathbb{R}^n$  is convex in  $\mathbf{A}$  when  $\mathbf{A} \in S(\mathbb{R}^n)_+$ . Now, morally, we would like to use this fact that  $\mathbf{A}^{-1} \preceq \mathbb{E}[\hat{\mathbf{A}}^{-1}]$  and say that the right hand side of (4.7) is bounded below by  $\mathbf{b}^T \text{cov}(\hat{\mathbf{A}}) \mathbf{b} > 0$  — however, this would be incorrect. Indeed, the fact that the matrix  $\mathbb{E}[\hat{\mathbf{A}}^{-T}] \mathbf{A}^{-1}$  in (4.7) is not symmetric makes this line of inquiry difficult.

Therefore, instead of shrinking the entire estimated solution  $\hat{\mathbf{x}}$  (a strategy we will return to later), let us consider simply shrinking the vector  $\hat{\mathbf{x}}$  along the  $\mathbf{b}$  component (for reasons that will soon be apparent), i.e.,

$$(4.11) \quad \tilde{\mathbf{x}}_\beta = \hat{\mathbf{x}} - \beta \mathbf{b} \mathbf{b}^T \hat{\mathbf{x}},$$

for some  $0 < \beta \leq \frac{1}{\|\mathbf{b}\|_2^2}$ . This move corresponds to choosing

$$(4.12) \quad \hat{\mathbf{K}} = \mathbf{b} \mathbf{b}^T \hat{\mathbf{A}}^{-1}, \quad 0 < \beta \leq \frac{1}{\|\mathbf{b}\|_2^2},$$

Note that, from (4.3), the optimal choice of  $\beta$  is now given by

$$(4.13) \quad \beta^* = \frac{1}{\|\mathbf{b}\|_2^2} \frac{\mathbb{E}[(\mathbf{b}^T \hat{\mathbf{A}}^{-1} \mathbf{b})^2] - \mathbb{E}[\mathbf{b}^T \hat{\mathbf{A}}^{-1} \mathbf{b}] (\mathbf{b}^T \mathbf{A}^{-1} \mathbf{b})}{\mathbb{E}[(\mathbf{b}^T \hat{\mathbf{A}}^{-1} \mathbf{b})^2]}.$$

If we assume  $\mathbb{E}[\hat{\mathbf{A}}] = \mathbf{A}$  (or  $\mathbb{E}[\hat{\mathbf{A}}] \preceq \mathbf{A}$ ), from Lemma 4.1, it immediately follows that

$$(4.14) \quad \mathbf{b}^T \mathbf{A}^{-1} \mathbf{b} \leq \mathbb{E}[\mathbf{b}^T \hat{\mathbf{A}}^{-1} \mathbf{b}].$$

Ergo, we immediately have that

$$(4.15) \quad \beta^* \geq \frac{1}{\|\mathbf{b}\|_2^2} \frac{\text{var}(\mathbf{b}^T \hat{\mathbf{A}}^{-1} \mathbf{b})}{\mathbb{E}[(\mathbf{b}^T \hat{\mathbf{A}}^{-1} \mathbf{b})^2]} = \frac{1}{\|\mathbf{b}\|_2^2} \frac{\text{var}(\mathbf{b}^T \hat{\mathbf{x}})}{\mathbb{E}[(\mathbf{b}^T \hat{\mathbf{x}})^2]} \geq 0,$$

We define the above lower bound as  $\beta^\circ$ . Note that we have  $\beta^* \geq \beta^\circ \geq 0$  as well as  $\beta^\circ \leq 1/\|\mathbf{b}\|_2^2$ . Moreover, this confirms our intuition about  $\hat{\mathbf{x}}$  overshooting  $\mathbf{x}$  on average, as it indicates that we can always achieve better error by shrinking the  $\mathbf{b}$  component of  $\hat{\mathbf{x}}$  by a small factor that depends on the magnitude of the variance relative to the second moment. But before discussing the computation of  $\beta^\circ$ , let us restate the above result in a theorem:

**THEOREM 4.2.** *Suppose that  $\mathbf{A} \in S(\mathbb{R}^n)_+$  and  $\hat{\mathbf{A}} \sim D_{\omega^*}$  such that  $\hat{\mathbf{A}} \in S(\mathbb{R}^n)_+$  almost surely. Moreover, suppose that  $\mathbb{E}[\hat{\mathbf{A}}] \preceq \mathbf{A}$ . Then, consider the operator augmentation algorithm with the choice  $\hat{\mathbf{K}} = \mathbf{b} \mathbf{b}^T \hat{\mathbf{A}}^{-1}$ . Then it is the case that*

$$(4.16) \quad \beta^* \geq \beta^\circ = \frac{1}{\|\mathbf{b}\|_2^2} \frac{\text{var}(\mathbf{b}^T \hat{\mathbf{A}}^{-1} \mathbf{b})}{\mathbb{E}[(\mathbf{b}^T \hat{\mathbf{A}}^{-1} \mathbf{b})^2]} \geq 0,$$

and furthermore,

$$(4.17) \quad \min_{\beta \in \mathbb{R}} \mathcal{E}(\tilde{\mathbf{x}}_\beta) \leq \mathcal{E}(\tilde{\mathbf{x}}_{\beta^\circ}) \leq \mathcal{E}(\hat{\mathbf{x}}) - \frac{1}{\|\mathbf{b}\|_2^2} \frac{\text{var}(\mathbf{b}^T \hat{\mathbf{A}}^{-1} \mathbf{b})^2}{\mathbb{E}[(\mathbf{b}^T \hat{\mathbf{A}}^{-1} \mathbf{b})^2]}.$$

The final bound is obtained by plugging  $\beta^\circ$  into  $\mathcal{E}(\tilde{\mathbf{x}}_\beta)$  and repeating the bounding step we used to obtain  $\beta^\circ$ . In practice, we estimate  $\beta^\circ$  (or the argmin  $\beta^*$ ) via bootstrap, i.e., we use the distribution  $D_{\hat{\omega}}$  to approximate  $D_{\omega^*}$  and draw samples from  $D_{\hat{\omega}}$  to estimate the quantity  $\text{var}(\mathbf{b}^T \hat{\mathbf{x}})/\mathbb{E}[(\mathbf{b}^T \hat{\mathbf{x}})^2]$  via Monte Carlo. Note that since we only need to estimate a single quantity  $\beta^\circ$ , this bootstrap does not suffer from the curse of dimensionality.

However, even with this, we note that the above algorithm has a number of potential issues, most pressingly:

1. *We assumed that the right hand side  $\mathbf{b}$  is known a priori.* This may not be the case in practice.
2. *The augmented inverse operator  $\hat{\mathbf{A}}^{-1} - \beta \hat{\mathbf{K}}$  is not symmetric.* While this is not necessarily a bad thing, in some situations this means that our augmentation may ignore the physics or structure of the underlying system.
3. *This type of operator augmentation is expensive.* Note that estimating  $\beta^\circ$  requires computing  $\text{var}(\mathbf{b}^T \hat{\mathbf{x}})/\mathbb{E}[(\mathbf{b}^T \hat{\mathbf{x}})^2]$  via Monte Carlo. Each Monte Carlo sample requires solving a linear system.

We will first address Item 1 and Item 2 in the next section, and return to address issue Item 3 in section 7.

**5. Semi-Bayesian operator augmentation.** To address Item 1 above, we move from the setting where the vector  $\mathbf{b}$  is known, to the setting where the vector  $\mathbf{b}$  is drawn from a prior distribution  $P$ . We call this setting semi-Bayesian because the vector  $\mathbf{b}$  has a prior, while the matrix  $\mathbf{A}$  does not. Now, our new notion of error averages over both the randomness in  $\hat{\mathbf{A}}$ , as well as the randomness in  $\mathbf{b}$ . We will denote this semi-Bayesian error as

$$(5.1) \quad \mathcal{E}_{\mathbf{B}}^{\text{Bayes}}(\hat{\mathbf{x}}) \equiv \mathbb{E}_P \mathbb{E}_{D_{\omega^*}} [\|\hat{\mathbf{x}} - \mathbf{x}\|_{\mathbf{B}}^2],$$



where, once again,  $\mathbf{B} \in S(\mathbb{R}^n)_+$  is a symmetric positive definite matrix and  $\|\cdot\|_{\mathbf{B}}$  denotes the  $\mathbf{B}$ -norm. In exact analogy to the computation we did in the previous section, letting

$$(5.2) \quad \tilde{\mathbf{x}}_{\beta} = (\hat{\mathbf{A}}^{-1} - \beta \hat{\mathbf{K}}) \mathbf{b},$$

for some  $\hat{\mathbf{K}}$  to be determined, we have that

$$(5.3) \quad \mathcal{E}_{\mathbf{B}}^{\text{Bayes}}(\tilde{\mathbf{x}}_{\beta}) = \mathcal{E}_{\mathbf{B}}^{\text{Bayes}}(\hat{\mathbf{x}}) - 2\beta \mathbb{E}_P \mathbb{E}_{D_{\omega^*}} \left[ \mathbf{b}^T \hat{\mathbf{K}}^T \mathbf{B} (\hat{\mathbf{A}}^{-1} - \mathbf{A}^{-1}) \mathbf{b} \right] + \beta^2 \mathbb{E}_P \mathbb{E}_{D_{\omega^*}} \|\hat{\mathbf{K}} \mathbf{b}\|_{\mathbf{B}}^2.$$

Note that, for a nonrandom  $\mathbf{C}$ ,

$$(5.4) \quad \begin{aligned} \mathbb{E}_P[\mathbf{b}^T \mathbf{C} \mathbf{b}] &= \mathbb{E}_P[\text{tr}(\mathbf{b}^T \mathbf{C} \mathbf{b})] = \mathbb{E}_P[\text{tr}(\mathbf{C} \mathbf{b} \mathbf{b}^T)] \\ &= \text{tr}(\mathbf{C} \mathbb{E}_P[\mathbf{b} \mathbf{b}^T]) = \text{tr}(\mathbf{C} \mathbf{R}) = \text{tr}(\mathbf{R}^{1/2} \mathbf{C} \mathbf{R}^{1/2}), \end{aligned}$$

where  $\mathbf{R} = \mathbb{E}_P[\mathbf{b} \mathbf{b}^T] \succeq 0$  denotes the auto-correlation matrix of the vector  $\mathbf{b}$ . Thus, (5.3) becomes

$$(5.5) \quad \begin{aligned} \mathcal{E}_{\mathbf{B}}^{\text{Bayes}}(\tilde{\mathbf{x}}_{\beta}) &= \mathcal{E}_{\mathbf{B}}^{\text{Bayes}}(\hat{\mathbf{x}}) - 2\beta \mathbb{E} \left[ \text{tr} \left( \mathbf{R}^{1/2} \hat{\mathbf{K}}^T \mathbf{B} (\hat{\mathbf{A}}^{-1} - \mathbf{A}^{-1}) \mathbf{R}^{1/2} \right) \right] \\ &\quad + \beta^2 \mathbb{E} \left[ \text{tr} \left( \mathbf{R}^{1/2} \hat{\mathbf{K}}^T \mathbf{B} \hat{\mathbf{K}} \mathbf{R}^{1/2} \right) \right], \end{aligned}$$

where, for convenience, we have dropped the  $D_{\omega^*}$  subscript on  $\mathbb{E}$ . In analogy to section 4, we again have that

$$(5.6) \quad \beta^* = \arg \min_{\beta \in \mathbb{R}} \mathcal{E}_{\mathbf{B}}^{\text{Bayes}}(\tilde{\mathbf{x}}_{\beta}) = \frac{\mathbb{E} \left[ \text{tr} \left( \mathbf{R}^{1/2} \hat{\mathbf{K}}^T \mathbf{B} (\hat{\mathbf{A}}^{-1} - \mathbf{A}^{-1}) \mathbf{R}^{1/2} \right) \right]}{\mathbb{E} \left[ \text{tr} \left( \mathbf{R}^{1/2} \hat{\mathbf{K}}^T \mathbf{B} \hat{\mathbf{K}} \mathbf{R}^{1/2} \right) \right]},$$

and

$$(5.7) \quad \mathcal{E}_{\mathbf{B}}^{\text{Bayes}}(\tilde{\mathbf{x}}_{\beta^*}) = \mathcal{E}_{\mathbf{B}}^{\text{Bayes}}(\hat{\mathbf{x}}) - \frac{\mathbb{E} \left[ \text{tr} \left( \mathbf{R}^{1/2} \hat{\mathbf{K}}^T \mathbf{B} (\hat{\mathbf{A}}^{-1} - \mathbf{A}^{-1}) \mathbf{R}^{1/2} \right) \right]^2}{\mathbb{E} \left[ \text{tr} \left( \mathbf{R}^{1/2} \hat{\mathbf{K}}^T \mathbf{B} \hat{\mathbf{K}} \mathbf{R}^{1/2} \right) \right]}$$

We note that the quantities above are very similar to their respective quantities in section 4. To generalize the analysis of section 4, it therefore makes sense to take

$$(5.8) \quad \hat{\mathbf{K}} = \mathbf{R} \hat{\mathbf{A}}^{-1} \mathbf{B},$$

and also to make the assumption that  $\mathbf{B}$  and  $\mathbf{R}$  commute. Note that this choice of augmentation no longer depends on the vector  $\mathbf{b}$ . Moreover, we can obtain the analogue of Theorem 4.2 for this new setting,

**THEOREM 5.1.** *Assume that  $\mathbf{A} \in S(\mathbb{R}^n)_+$ ,  $\hat{\mathbf{A}} \sim D_{\omega^*}$  such that  $\hat{\mathbf{A}} \in S(\mathbb{R}^n)_+$  almost surely, and that  $\mathbb{E}_{D_{\omega^*}}[\hat{\mathbf{A}}] \preceq \mathbf{A}$ .*

*Select a prior  $P$  and sample  $\mathbf{b} \sim P$ , denoting the auto-correlation matrix of  $\mathbf{b}$  as  $\mathbf{R} = \mathbb{E}_P[\mathbf{b} \mathbf{b}^T]$ . Choose  $\mathbf{B}$  such that  $[\mathbf{R}, \mathbf{B}] = 0$  and consider the operator augmentation algorithm with the choice  $\hat{\mathbf{K}} = \mathbf{R} \hat{\mathbf{A}}^{-1} \mathbf{B}$ . Denote  $\mathbf{W} \equiv \mathbf{R} \mathbf{B}$ .*

*Under these assumptions, we have that*

$$(5.9) \quad \beta^* \geq \beta^{\circ} = \frac{\text{tr}(\text{cov}(\mathbf{W}^{1/2} \hat{\mathbf{A}}^{-1} \mathbf{W}^{1/2}))}{\mathbb{E} \left[ \|\mathbf{R}^{1/2} \mathbf{W}^{1/2} \hat{\mathbf{A}}^{-1} \mathbf{W}^{1/2} \mathbf{B}^{1/2}\|_F^2 \right]} \geq 0,$$

and furthermore,

$$(5.10) \quad \min_{\beta \in \mathbb{R}} \mathcal{E}_{\mathbf{B}}^{\text{Bayes}}(\tilde{\mathbf{x}}_{\beta}) \leq \mathcal{E}_{\mathbf{B}}^{\text{Bayes}}(\tilde{\mathbf{x}}_{\beta^{\circ}}) \leq \mathcal{E}_{\mathbf{B}}^{\text{Bayes}}(\hat{\mathbf{x}}) - \frac{\left( \text{tr}(\text{cov}(\mathbf{W}^{1/2} \hat{\mathbf{A}}^{-1} \mathbf{W}^{1/2})) \right)^2}{\mathbb{E} \left[ \|\mathbf{R}^{1/2} \mathbf{W}^{1/2} \hat{\mathbf{A}}^{-1} \mathbf{W}^{1/2} \mathbf{B}^{1/2}\|_F^2 \right]},$$

where  $\|\cdot\|_F$  denotes the Frobenius norm.



*Proof.* Consider  $\beta^*$  under this choice of  $\hat{\mathbf{K}}$ , using the fact that  $[\mathbf{R}^{1/2}, \mathbf{B}^{1/2}] = \mathbf{0}$ , a straightforward calculation yields

$$(5.11) \quad \beta^* = \frac{\mathbb{E} \left[ \text{tr} \left( (\mathbf{W}^{1/2} \hat{\mathbf{A}}^{-1} \mathbf{W}^{1/2}) (\mathbf{W}^{1/2} (\hat{\mathbf{A}}^{-1} - \mathbf{A}^{-1}) \mathbf{W}^{1/2}) \right) \right]}{\mathbb{E} \left[ \text{tr} \left( \mathbf{B}^{1/2} (\mathbf{W}^{1/2} \hat{\mathbf{A}}^{-1} \mathbf{W}^{1/2}) \mathbf{R}^{1/2} \mathbf{R}^{1/2} (\mathbf{W}^{1/2} \hat{\mathbf{A}}^{-1} \mathbf{W}^{1/2}) \mathbf{B}^{1/2} \right) \right]}.$$

Since  $\text{tr}(\mathbf{C}^T \mathbf{C}) = \|\mathbf{C}\|_F^2$ , we see that the denominator of the above fraction can be written as  $\mathbb{E} \|\mathbf{R}^{1/2} \mathbf{W}^{1/2} \hat{\mathbf{A}}^{-1} \mathbf{W}^{1/2} \mathbf{B}^{1/2}\|_F^2$ . As for the numerator  $(*)$ , it is equal to

$$(5.12) \quad (*) = \mathbb{E} \left[ \text{tr} \left( (\mathbf{W}^{1/2} \hat{\mathbf{A}}^{-1} \mathbf{W}^{1/2})^2 \right) \right] - \mathbb{E} \left[ \text{tr} \left( (\mathbf{W}^{1/2} \hat{\mathbf{A}}^{-1} \mathbf{W}^{1/2}) (\mathbf{W}^{1/2} \mathbf{A}^{-1} \mathbf{W}^{1/2}) \right) \right],$$

which can be written as

$$(5.13) \quad (*) = \mathbb{E} \left[ \text{tr} \left( (\mathbf{W}^{1/2} \hat{\mathbf{A}}^{-1} \mathbf{W}^{1/2})^2 \right) \right] - \text{tr} \left( (\mathbf{W}^{1/2} \mathbb{E}[\hat{\mathbf{A}}^{-1}] \mathbf{W}^{1/2}) (\mathbf{W}^{1/2} \mathbf{A}^{-1} \mathbf{W}^{1/2}) \right).$$

For brevity of notation, let us denote  $\mathbf{W}^{1/2} \mathbb{E}[\hat{\mathbf{A}}^{-1}] \mathbf{W}^{1/2}$  as  $\mathbf{C}$  and  $\mathbf{W}^{1/2} \mathbf{A}^{-1} \mathbf{W}^{1/2}$  as  $\mathbf{D}$ . Note that [Lemma 4.1](#) tells us that

$$(5.14) \quad \mathbf{D} = \mathbf{W}^{1/2} \mathbf{A}^{-1} \mathbf{W}^{1/2} \preceq \mathbf{W}^{1/2} \mathbb{E}[\hat{\mathbf{A}}^{-1}] \mathbf{W}^{1/2} = \mathbf{C}.$$

Hence, it follows by the invariance of the Löwner under congruence that

$$(5.15) \quad \mathbf{C}^{1/2} \mathbf{D} \mathbf{C}^{1/2} \preceq \mathbf{C}^{1/2} \mathbf{C} \mathbf{C}^{1/2} = \mathbf{C}^2,$$

implying

$$(5.16) \quad \text{tr}(\mathbf{C} \mathbf{D}) = \text{tr}(\mathbf{C}^{1/2} \mathbf{D} \mathbf{C}^{1/2}) \leq \text{tr}(\mathbf{C}^2).$$

Plugging the above inequality into [\(5.13\)](#) yields

$$(5.17) \quad \begin{aligned} (*) &\geq \text{tr} \left( \mathbb{E} \left[ (\mathbf{W}^{1/2} \hat{\mathbf{A}}^{-1} \mathbf{W}^{1/2})^2 \right] \right) - \text{tr} \left( (\mathbf{W}^{1/2} \mathbb{E}[\hat{\mathbf{A}}^{-1}] \mathbf{W}^{1/2})^2 \right) \\ &= \text{tr} \left( \text{cov}(\mathbf{W}^{1/2} \hat{\mathbf{A}}^{-1} \mathbf{W}^{1/2}) \right) \equiv \beta^\circ \end{aligned}$$

This proves [\(5.9\)](#). [Equation \(5.10\)](#) can be proved similarly by plugging  $\beta^\circ$  into the objective function and reusing the lower bound on the numerator of  $\beta^*$ .  $\square$

Note that an advantage of this new formulation over the basic version presented in [section 4](#) is that one may take  $\mathbf{B} = \mathbf{R}$  such that the augmented inverse operator  $\hat{\mathbf{A}}^{-1} - \beta \mathbf{R} \hat{\mathbf{A}}^{-1} \mathbf{R}$  is symmetric – addressing [Item 2](#) from the end of [section 4](#). [Item 1](#) from [section 4](#) is also addressed because one no longer needs explicit knowledge of the right hand side  $\mathbf{b}$  a priori.

**5.1. General Semi-Bayesian Augmentation Algorithm.** To convert the above into a general algorithm, we need to first do two things. The first is to convert  $\beta^*$  into a form that is more amenable to Monte Carlo evaluation. Obviously, computing the trace of a  $\dim \times \dim$  matrix is too expensive in most settings, therefore, we evaluate traces by using the probabilistic form of the trace, i.e., if  $\mathbf{W} \in S(\mathbb{R}^n)_+$ , then

$$(5.18) \quad \text{tr}(\mathbf{W}^{1/2} \mathbf{B} \mathbf{W}^{1/2}) = \mathbb{E}_{\hat{\mathbf{q}}}[\hat{\mathbf{q}}^T \mathbf{B} \hat{\mathbf{q}}],$$

where  $\hat{\mathbf{q}}$  is sampled from any distribution with auto-correlation matrix  $\mathbf{W}$ . With this, we can rewrite the expression [\(5.11\)](#) as

$$(5.19) \quad \beta^* = \frac{\mathbb{E}_{\hat{\mathbf{q}} \sim \mathcal{N}(\mathbf{0}, \mathbf{W}), \hat{\mathbf{A}} \sim D_{\omega^*}} \left[ \left\| \hat{\mathbf{A}}^{-1} \hat{\mathbf{q}} \right\|_{\mathbf{W}}^2 \right] - \mathbb{E}_{\hat{\mathbf{q}} \sim \mathcal{N}(\mathbf{0}, \mathbf{W}), \hat{\mathbf{A}} \sim D_{\omega^*}} \left[ \left\langle \hat{\mathbf{A}}^{-1} \hat{\mathbf{q}}, \mathbf{A}^{-1} \hat{\mathbf{q}} \right\rangle_{\mathbf{W}} \right]}{\mathbb{E}_{\hat{\mathbf{q}} \sim \mathcal{N}(\mathbf{0}, \mathbf{B} \mathbf{W}), \hat{\mathbf{A}} \sim D_{\omega^*}} \left[ \left\| \hat{\mathbf{A}}^{-1} \hat{\mathbf{q}} \right\|_{\mathbf{R} \mathbf{W}}^2 \right]},$$

**Algorithm 5.1** Operator Augmentation (**AG**)

**Input:** A right hand side  $\mathbf{b}$ , an operator sample  $\hat{\mathbf{A}} \sim D_{\omega^*}$  with corresponding parameters  $\hat{\omega} \in \Omega$ , a choice of auto-correlation matrix  $\mathbf{R}$  (default to  $\mathbf{R} = \mathbf{I}$ ), a choice of norm  $\mathbf{B}$  with  $[\mathbf{R}, \mathbf{B}] = \mathbf{0}$  (default to  $\mathbf{B} = \mathbf{I}$ ), sample count  $M$ .

**Output:** An estimate  $\tilde{\mathbf{x}}$  of  $\mathbf{A}^{-1}\mathbf{b}$ .

- 1: Let  $\mathbf{W} = \mathbf{RB}$ .
- 2: Draw  $M$  i.i.d. bootstrap samples  $\hat{\mathbf{A}}_{b,1}, \dots, \hat{\mathbf{A}}_{b,M} \sim D_{\hat{\omega}}$ .
- 3: Draw  $M$  i.i.d. bootstrap samples  $\hat{\mathbf{q}}_1, \dots, \hat{\mathbf{q}}_M \sim \mathcal{N}(\mathbf{0}, \mathbf{W})$ .
- 4: Draw  $M$  i.i.d. bootstrap samples  $\hat{\mathbf{u}}_1, \dots, \hat{\mathbf{u}}_M \sim \mathcal{N}(\mathbf{0}, \mathbf{BW})$ .
- 5: Assign

$$\hat{\beta}^* \leftarrow \frac{\sum_{i=1}^M \left\| \hat{\mathbf{A}}_{b,i}^{-1} \hat{\mathbf{q}}_i \right\|_{\mathbf{W}}^2 - \sum_{i=1}^M \left\langle \hat{\mathbf{A}}_{b,i}^{-1} \hat{\mathbf{q}}_i, \hat{\mathbf{A}}^{-1} \hat{\mathbf{q}}_i \right\rangle_{\mathbf{W}}}{\sum_{i=1}^M \left\| \hat{\mathbf{A}}_{b,i}^{-1} \hat{\mathbf{u}}_i \right\|_{\mathbf{RW}}^2}.$$

- 6: Assign  $\tilde{\mathbf{x}} \leftarrow (\hat{\mathbf{A}}^{-1} - \hat{\beta}^* \mathbf{R} \hat{\mathbf{A}}^{-1} \mathbf{B}) \mathbf{b}$
- 7: Return  $\tilde{\mathbf{x}}$ .

where the normal distribution  $\mathcal{N}(\mathbf{0}, \Sigma)$  can always be substituted for any other distribution with auto-correlation  $\Sigma$ . We note that the above quantity is impossible to compute outright because we do not know the ground truth  $\mathbf{A}$  or the distribution  $D_{\omega^*}$ . To work around this limitation, we approximate  $\beta^*$  by bootstrapping the above quantity with observed data  $\hat{\mathbf{A}}$ , and replacing  $\mathbf{A}$  with an observed  $\hat{\mathbf{A}}$  and the distribution  $D_{\omega^*}$  with  $D_{\hat{\omega}}$ . This nets us the approximation

$$(5.20) \quad \tilde{\beta}^*(\hat{\mathbf{A}}) = \frac{\mathbb{E}_{\hat{\mathbf{q}} \sim \mathcal{N}(\mathbf{0}, \mathbf{W}), \hat{\mathbf{A}}_b \sim D_{\hat{\omega}}} \left[ \left\| \hat{\mathbf{A}}_b^{-1} \hat{\mathbf{q}} \right\|_{\mathbf{W}}^2 \right] - \mathbb{E}_{\hat{\mathbf{q}} \sim \mathcal{N}(\mathbf{0}, \mathbf{W}), \hat{\mathbf{A}}_b \sim D_{\hat{\omega}}} \left[ \left\langle \hat{\mathbf{A}}_b^{-1} \hat{\mathbf{q}}, \hat{\mathbf{A}}^{-1} \hat{\mathbf{q}} \right\rangle_{\mathbf{W}} \right]}{\mathbb{E}_{\hat{\mathbf{q}} \sim \mathcal{N}(\mathbf{0}, \mathbf{BW}), \hat{\mathbf{A}}_b \sim D_{\hat{\omega}}} \left[ \left\| \hat{\mathbf{A}}_b^{-1} \hat{\mathbf{q}} \right\|_{\mathbf{RW}}^2 \right]},$$

where  $\hat{\mathbf{A}}_b$  denotes a bootstrapped sample from the distribution  $D_{\hat{\omega}}$ . Since bootstrapping tends to work well when estimating scalar quantities, we believe that this approximation step is justified. Now, the above can be estimated with Monte Carlo,

$$(5.21) \quad \hat{\beta}^*(\hat{\mathbf{A}}) = \frac{\sum_{i=1}^M \left\| \hat{\mathbf{A}}_{b,i}^{-1} \hat{\mathbf{q}}_i \right\|_{\mathbf{W}}^2 - \sum_{i=1}^M \left\langle \hat{\mathbf{A}}_{b,i}^{-1} \hat{\mathbf{q}}_i, \hat{\mathbf{A}}^{-1} \hat{\mathbf{q}}_i \right\rangle_{\mathbf{W}}}{\sum_{i=1}^M \left\| \hat{\mathbf{A}}_{b,i}^{-1} \hat{\mathbf{u}}_i \right\|_{\mathbf{RW}}^2},$$

where

$$(5.22) \quad \begin{aligned} \hat{\mathbf{A}}_{b,1}, \dots, \hat{\mathbf{A}}_{b,M} &\sim D_{\hat{\omega}} && \text{i.i.d.,} \\ \hat{\mathbf{q}}_1, \dots, \hat{\mathbf{q}}_M &\sim \mathcal{N}(\mathbf{0}, \mathbf{W}) && \text{i.i.d.,} \\ \hat{\mathbf{u}}_1, \dots, \hat{\mathbf{u}}_M &\sim \mathcal{N}(\mathbf{0}, \mathbf{BW}) && \text{i.i.d.} \end{aligned}$$

This gives us our general purpose operator augmentation algorithm, which we give in full detail in [Algorithm 5.1](#).

**6. Augmentation in the Energy Norm.** In many settings, the error in the  $L^2$  norm used in the previous section is less important than the error in the energy norm (i.e., the  $\mathbf{A}$  norm). Thus, this consideration would demand an analysis of the operator augmentation technique specifically for the energy. We will do so in this section. Moreover, the energy norm also has a number of properties that make it particularly attractive. In particular, under certain assumptions on the distribution of the randomness in  $\hat{\mathbf{A}}$ , we will prove in the sequel that  $\beta$  can be approximated

effectively by using a modified  $2k$ -th order Taylor expansion for  $\hat{\mathbf{A}}^{-1}$ . This means that one can perform Monte-Carlo computation of  $\beta$  effectively without needing to invert a full linear system for each sample.

Nonetheless, the analysis for the energy norm relies on slightly different machinery than the proof we have given above. In particular, one notes that the Taylor expansion of the energy norm error has very nice properties. In the framework of the previous section, suppose that we consider  $\mathbf{b}$  as being drawn from a distribution  $P$  with auto-correlation  $\mathbf{R}$ , and that we take the augmentation matrix  $\hat{\mathbf{K}}$  to be

$$(6.1) \quad \hat{\mathbf{K}} = \hat{\mathbf{A}}^{-1} \mathbf{C},$$

for some arbitrary positive definite  $\mathbf{C} \in S(\mathbb{R}^n)_+$ . Similar to the previous section, we make the assumption that

$$(6.2) \quad [\mathbf{C}, \mathbf{R}] = \mathbf{0}.$$

And we will write

$$(6.3) \quad \mathbf{L} \equiv \mathbf{C} \mathbf{R}.$$

Note that unlike in the previous section, operator augmentation in this setting corresponds to an asymmetric system unless one chooses  $\mathbf{C} = \mathbf{I}$ . Moreover,  $\mathbf{C}$  does not have the same interpretation as  $\mathbf{B}$  in the previous section. Repeating the computation done in the previous two sections, we have that

$$(6.4) \quad \begin{aligned} \mathcal{E}_{\mathbf{A}}^{\text{Bayes}}(\tilde{\mathbf{x}}_{\beta}) &= \mathcal{E}_{\mathbf{A}}^{\text{Bayes}}(\tilde{\mathbf{x}}) - 2\beta \mathbb{E} \left[ \text{tr} \left( \mathbf{L}^{1/2} \hat{\mathbf{A}}^{-1} \mathbf{A} (\hat{\mathbf{A}}^{-1} - \mathbf{A}^{-1}) \mathbf{L}^{1/2} \right) \right] \\ &\quad + \beta^2 \mathbb{E} \left[ \text{tr} \left( \mathbf{L}^{1/2} \hat{\mathbf{A}}^{-1} \mathbf{A} \hat{\mathbf{A}}^{-1} \mathbf{L}^{1/2} \right) \right]. \end{aligned}$$

The optimal choice of  $\beta$  is given by

$$(6.5) \quad \beta^* = \frac{\mathbb{E} \left[ \text{tr} \left( \mathbf{L}^{1/2} \hat{\mathbf{A}}^{-1} \mathbf{A} (\hat{\mathbf{A}}^{-1} - \mathbf{A}^{-1}) \mathbf{L}^{1/2} \right) \right]}{\mathbb{E} \left[ \text{tr} \left( \mathbf{L}^{1/2} \hat{\mathbf{A}}^{-1} \mathbf{A} \hat{\mathbf{A}}^{-1} \mathbf{L}^{1/2} \right) \right]}.$$

The properties that makes setting amenable for computation are the Taylor series of the numerator and denominator of the above expression. To demonstrate, let us perform an explicit computation,

$$(6.6) \quad \begin{aligned} &\mathbb{E} \left[ \text{tr} \left( \mathbf{L}^{1/2} \hat{\mathbf{A}}^{-1} \mathbf{A} (\hat{\mathbf{A}}^{-1} - \mathbf{A}^{-1}) \mathbf{L}^{1/2} \right) \right] \\ &= \mathbb{E} \left[ \text{tr} \left( \mathbf{L}^{1/2} \hat{\mathbf{A}}^{-1} \mathbf{A} \hat{\mathbf{A}}^{-1} \mathbf{L}^{1/2} \right) \right] - \mathbb{E} \left[ \text{tr} \left( \mathbf{L}^{1/2} \hat{\mathbf{A}}^{-1} \mathbf{L}^{1/2} \right) \right] \end{aligned}$$

Note that the term  $\mathbb{E} \left[ \text{tr} \left( \mathbf{L}^{1/2} \hat{\mathbf{A}}^{-1} \mathbf{A} \hat{\mathbf{A}}^{-1} \mathbf{L}^{1/2} \right) \right]$  is also precisely the denominator of  $\beta^*$ . We can expand this term using the Taylor expansion of  $\hat{\mathbf{A}}^{-1}$  about base-point  $\mathbf{A}^{-1}$ ,

$$(6.7) \quad \begin{aligned} \hat{\mathbf{A}}^{-1} &\sim \mathbf{A}^{-1} - \mathbf{A}^{-1} \hat{\mathbf{Z}} \mathbf{A}^{-1} + \mathbf{A}^{-1} \hat{\mathbf{Z}} \mathbf{A}^{-1} \hat{\mathbf{Z}} \mathbf{A}^{-1} - \mathbf{A}^{-1} \hat{\mathbf{Z}} \mathbf{A}^{-1} \hat{\mathbf{Z}} \mathbf{A}^{-1} \hat{\mathbf{Z}} \mathbf{A}^{-1} + \dots \\ &= \mathbf{A}^{-1/2} \left[ \sum_{k=0}^{\infty} (-\mathbf{A}^{-1/2} \hat{\mathbf{Z}} \mathbf{A}^{-1/2})^k \right] \mathbf{A}^{-1/2}. \end{aligned}$$

However, note that for this infinite Taylor series to converge, one must restrict the domain of  $\hat{\mathbf{A}}$ . Just like in the single variable case, the Taylor series converges absolutely on the event  $\{\hat{\mathbf{A}} \prec 2\mathbf{A}\}$ . We prove this in a lemma,

LEMMA 6.1. *Let  $\mathbf{X}, \mathbf{Y} \in S(\mathbb{R}^n)_+$ , and consider the infinite Taylor series for  $\mathbf{X}^{-1}$  about base-point  $\mathbf{Y}$ , i.e.,*

$$(6.8) \quad \mathbf{X}^{-1} \sim \mathbf{Y}^{-1/2} \left[ \sum_{k=0}^{\infty} (-\mathbf{Y}^{-1/2}(\mathbf{X} - \mathbf{Y})\mathbf{Y}^{-1/2})^k \right] \mathbf{Y}^{-1/2}.$$

*This series converges absolutely in the  $L^2$  operator norm to  $\mathbf{X}^{-1}$  when  $\mathbf{X} \prec 2\mathbf{Y}$ . Moreover, the tail of the series vanishes exponentially in  $k$  in the  $L^2$  operator norm.*

A proof of this fact is relegated to the appendix. This places a damper on our ability to use the Taylor expansion of  $\hat{\mathbf{A}}^{-1}$  with impunity over all of  $S(\mathbb{R}^n)_+$ . For simplicity, however, we will assume for now that the distribution  $D_{\omega^*}$  is supported on the event  $\{\hat{\mathbf{A}} \prec 2\mathbf{A}\}$ . It turns out, as we will show in [section 8](#), that one can remove this assumption by instead expanding about a variable base-point  $\alpha(\hat{\mathbf{A}})\mathbf{A}$  for some large enough factor  $\alpha(\hat{\mathbf{A}}) \in \mathbb{R}$ .

Therefore, when we have  $\text{supp}(D_{\omega^*}) \subset \{\hat{\mathbf{A}} \prec 2\mathbf{A}\}$ , the Taylor series converges everywhere, hence,

$$(6.9) \quad \begin{aligned} & \mathbb{E} \left[ \mathbf{L}^{1/2} \hat{\mathbf{A}}^{-1} \mathbf{A} \hat{\mathbf{A}}^{-1} \mathbf{L}^{1/2} \right] \\ &= \mathbb{E} \left[ \mathbf{L}^{1/2} \mathbf{A}^{-1/2} \left( \sum_{k=0}^{\infty} (-\mathbf{A}^{-1/2} \hat{\mathbf{Z}} \mathbf{A}^{-1/2})^k \right) \left( \sum_{k=0}^{\infty} (-\mathbf{A}^{-1/2} \hat{\mathbf{Z}} \mathbf{A}^{-1/2})^k \right) \mathbf{A}^{-1/2} \mathbf{L}^{1/2} \right] \\ &= \mathbb{E} \left[ \mathbf{L}^{1/2} \mathbf{A}^{-1/2} \left( \sum_{k=0}^{\infty} (k+1) (-\mathbf{A}^{-1/2} \hat{\mathbf{Z}} \mathbf{A}^{-1/2})^k \right) \mathbf{A}^{-1/2} \mathbf{L}^{1/2} \right], \end{aligned}$$

where we have used the property that  $(\sum_k z^k)(\sum_k z^k) \sim \sum_k (k+1)z^k$ , as well as the fact that the tail of the infinite series above vanishes exponentially in the  $L^2$  operator norm. Note the melding of the  $\mathbf{A}$  term into the Taylor expansions on the second line above; this splitting of the  $\mathbf{A}$  matrix is the fundamental special property of the energy norm that prompts all of the following analysis. Thus, it follows from [\(6.6\)](#) that the numerator of  $\beta^*$  is given by

$$(6.10) \quad \begin{aligned} & \mathbb{E} \left[ \text{tr} \left( \mathbf{L}^{1/2} \hat{\mathbf{A}}^{-1} \mathbf{A} (\hat{\mathbf{A}}^{-1} - \mathbf{A}^{-1}) \mathbf{L}^{1/2} \right) \right] \\ &= \mathbb{E} \left[ \text{tr} \left( \mathbf{L}^{1/2} \hat{\mathbf{A}}^{-1} \mathbf{A} \hat{\mathbf{A}}^{-1} \mathbf{L}^{1/2} \right) \right] - \mathbb{E} \left[ \text{tr} \left( \mathbf{L}^{1/2} \hat{\mathbf{A}}^{-1} \mathbf{L}^{1/2} \right) \right] \\ &= \mathbb{E} \left[ \text{tr} \left( \mathbf{L}^{1/2} \mathbf{A}^{-1/2} \left( \sum_{k=0}^{\infty} (k+1) (-\mathbf{A}^{-1/2} \hat{\mathbf{Z}} \mathbf{A}^{-1/2})^k \right) \mathbf{A}^{-1/2} \mathbf{L}^{1/2} \right) \right] \\ &\quad - \mathbb{E} \left[ \text{tr} \left( \mathbf{L}^{1/2} \mathbf{A}^{-1/2} \left( \sum_{k=0}^{\infty} (-\mathbf{A}^{-1/2} \hat{\mathbf{Z}} \mathbf{A}^{-1/2})^k \right) \mathbf{A}^{-1/2} \mathbf{L}^{1/2} \right) \right] \\ &= \mathbb{E} \left[ \text{tr} \left( \mathbf{L}^{1/2} \mathbf{A}^{-1/2} \left( \sum_{k=0}^{\infty} k (-\mathbf{A}^{-1/2} \hat{\mathbf{Z}} \mathbf{A}^{-1/2})^k \right) \mathbf{A}^{-1/2} \mathbf{L}^{1/2} \right) \right] \end{aligned}$$

Thus, we obtain that

$$(6.11) \quad \beta^* = \frac{\mathbb{E} \left[ \sum_{k=0}^{\infty} k \text{tr} \left( \mathbf{L}^{1/2} \mathbf{A}^{-1/2} \left( -\mathbf{A}^{-1/2} \hat{\mathbf{Z}} \mathbf{A}^{-1/2} \right)^k \mathbf{A}^{-1/2} \mathbf{L}^{1/2} \right) \right]}{\mathbb{E} \left[ \sum_{k=0}^{\infty} (k+1) \text{tr} \left( \mathbf{L}^{1/2} \mathbf{A}^{-1/2} \left( -\mathbf{A}^{-1/2} \hat{\mathbf{Z}} \mathbf{A}^{-1/2} \right)^k \mathbf{A}^{-1/2} \mathbf{L}^{1/2} \right) \right]}.$$

Moreover, the form [\(6.11\)](#) suggests a possible way of avoiding the need to invert a linear system for every Monte Carlo sample involved in approximating  $\beta^*$ . Instead of attempting to approximate the quantity [\(6.5\)](#), one can truncate the series in [\(6.11\)](#) with an appropriate windowing function

to obtain a series of truncated augmentation factors, defined as

$$(6.12) \quad \beta_N \equiv \frac{\mathbb{E} \left[ \sum_{k=0}^{\infty} \omega^N(k) \operatorname{tr} \left( \mathbf{L}^{1/2} \mathbf{A}^{-1/2} \left( -\mathbf{A}^{-1/2} \hat{\mathbf{Z}} \mathbf{A}^{-1/2} \right)^k \mathbf{A}^{-1/2} \mathbf{L}^{1/2} \right) \right]}{\mathbb{E} \left[ \sum_{k=0}^{\infty} \omega_*^N(k) \operatorname{tr} \left( \mathbf{L}^{1/2} \mathbf{A}^{-1/2} \left( -\mathbf{A}^{-1/2} \hat{\mathbf{Z}} \mathbf{A}^{-1/2} \right)^k \mathbf{A}^{-1/2} \mathbf{L}^{1/2} \right) \right]},$$

where  $\omega^N(k) : \mathbb{Z}_{\geq 0} \rightarrow \mathbb{R}$  and  $\omega_*^N(k) : \mathbb{Z}_{\geq 0} \rightarrow \mathbb{R}$  are two appropriately defined collections of discrete windowing functions, each with *bounded support*, such that the collection has the property that  $\omega^N(k) \rightarrow k$  and  $\omega_*^N(k) \rightarrow k+1$  as  $N \rightarrow \infty$ . It turns out, as we will discuss in the next section, that regardless of the randomness structure of the distribution  $D_{\omega^*}$ , one can choose an appropriate series of windowing functions  $\omega^N(k), \omega_*^N(k)$  such that

$$(6.13) \quad 0 \leq \beta_1 \leq \beta_2 \leq \dots \leq \beta_N \leq \dots \leq \beta^* \leq 1,$$

which means that using any of the truncated augmentation factors  $\beta_N$  underestimates the value of  $\beta^*$  and hence still decreases the value of the objective  $\mathcal{E}_{\mathbf{A}}^{\text{Bayes}}(\tilde{\mathbf{x}}_{\beta})$  from its base value of  $\mathcal{E}_{\mathbf{A}}^{\text{Bayes}}(\hat{\mathbf{x}})$ , i.e.,

$$(6.14) \quad \mathcal{E}_{\mathbf{A}}^{\text{Bayes}}(\hat{\mathbf{x}}) \geq \mathcal{E}_{\mathbf{A}}^{\text{Bayes}}(\tilde{\mathbf{x}}_{\beta_1}) \geq \mathcal{E}_{\mathbf{A}}^{\text{Bayes}}(\tilde{\mathbf{x}}_{\beta_2}) \geq \dots \geq \mathcal{E}_{\mathbf{A}}^{\text{Bayes}}(\tilde{\mathbf{x}}_{\beta_N}) \geq \dots \geq \mathcal{E}_{\mathbf{A}}^{\text{Bayes}}(\tilde{\mathbf{x}}_{\beta^*}).$$

Before we continue, note that one can rewrite the truncated augmentation factors  $\beta_N$  in a form more amenable for computation, namely

$$(6.15) \quad \beta_N = \frac{\mathbb{E} \left[ \sum_{k=0}^{\infty} \omega^N(k) \hat{\mathbf{q}}^T \mathbf{A}^{-1} (\hat{\mathbf{Z}} \mathbf{A}^{-1})^k \hat{\mathbf{q}} \right]}{\mathbb{E} \left[ \sum_{k=0}^{\infty} \omega_*^N(k) \hat{\mathbf{q}}^T \mathbf{A}^{-1} (\hat{\mathbf{Z}} \mathbf{A}^{-1})^k \hat{\mathbf{q}} \right]},$$

where  $\hat{\mathbf{q}}$  is sampled from a distribution with auto-correlation matrix  $\mathbf{L}$  (perhaps  $\mathcal{N}(\mathbf{0}, \mathbf{L})$ ), and is independent from  $\hat{\mathbf{A}} \sim D_{\omega^*}$ .

**7. Truncated Augmentation Factors for Energy-Norm Augmentation.** Our analyses of the monotonicity of the  $\beta_N$  relies upon the following lemma,

**LEMMA 7.1.** *Let  $a_1, a_2, \dots, a_k, \dots \in \mathbb{R}_{\geq 0}$  and  $b_1, b_2, \dots, b_k, \dots \in \mathbb{R}_{\geq 0}$  be two sequences of nonnegative real numbers with  $b_1 > 0$ , and consider the truncated sum ratios*

$$(7.1) \quad \beta_N \equiv \frac{\sum_{k=1}^N a_k}{\sum_{k=1}^N b_k},$$

*then, if it is the case that*

$$(7.2) \quad a_N b_k \geq b_N a_k,$$

*for all  $0 \leq k < N$  (e.g., the ratios  $a_k/b_k$  are monotonically increasing), then the sequence  $\beta_1, \beta_2, \dots, \beta_k, \dots$  is monotonically increasing.*

To construct the discrete windowing functions  $\omega^N(k), \omega_*^N(k)$ , it is instructive to think of the generating polynomials corresponding to  $\omega^N(k), \omega_*^N(k)$ , i.e.,

$$(7.3) \quad \Omega^N(x) \equiv \sum_{k=0}^{\infty} \omega^N(k) x^k, \quad \Omega_*^N(x) \equiv \sum_{k=0}^{\infty} \omega_*^N(k) x^k.$$

Define the following simplifying notation,

$$(7.4) \quad \begin{aligned} \hat{\mathbf{X}} &\equiv -\mathbf{A}^{-1/2} \hat{\mathbf{Z}} \mathbf{A}^{-1/2} \equiv \mathbf{I} - \mathbf{A}^{-1/2} \hat{\mathbf{A}} \mathbf{A}^{-1/2}, \\ \mathbf{S} &\equiv \mathbf{A}^{-1/2} \mathbf{L}^{1/2} \end{aligned}$$

Note quickly that the assumption that  $\mathbb{E}[\hat{\mathbf{A}}] \preceq \mathbf{A}$  implies  $\mathbb{E}[\hat{\mathbf{X}}] \succeq 0$ . The assumption that  $\mathbf{0} \prec \hat{\mathbf{A}} \prec 2\mathbf{A}$  gives us that

$$(7.5) \quad -\mathbf{I} \prec \hat{\mathbf{X}} \prec \mathbf{I}.$$

Furthermore, with this notation defined, we can rewrite (6.12) as

$$(7.6) \quad \beta_N = \frac{\text{tr} \left( \mathbf{S}^T \mathbb{E} \left[ \Omega^N(\hat{\mathbf{X}}) \right] \mathbf{S} \right)}{\text{tr} \left( \mathbf{S}^T \mathbb{E} \left[ \Omega_*^N(\hat{\mathbf{X}}) \right] \mathbf{S} \right)}.$$

Note that we have used the fact that  $\Omega^N(x), \Omega_*^N(x)$  are polynomial generating functions of bounded degree to interchange summation and expectation.

Our intent now is to find a sequence of polynomials  $\Omega^N(x), \Omega_*^N(x)$  with the properties

$$(7.7) \quad \Omega^N(x) \rightarrow \sum_{k=0}^{\infty} k x^k, \quad \Omega_*^N(x) \rightarrow \sum_{k=0}^{\infty} (k+1) x^k, \quad \text{for } |x| < 1, \text{ as } N \rightarrow \infty,$$

such that the sequence in (7.6) allows us to invoke Lemma 7.1. We do this by constructing  $\Omega^N(x), \Omega_*^N(x)$  from smaller primitive polynomials  $\Delta^j(x), \Delta_*^j(x)$  such that

$$(7.8) \quad \Omega^N(x) = \sum_{j=0}^N \Delta^j(x), \quad \Omega_*^N(x) = \sum_{j=0}^N \Delta_*^j(x),$$

$$(7.9) \quad \mathbb{E} \left[ \Delta^j(\hat{\mathbf{X}}) \right] \succeq 0, \quad \mathbb{E} \left[ \Delta_*^j(\hat{\mathbf{X}}) \right] \succ 0,$$

$$(7.10) \quad \Delta^j(x) = \frac{2j-1}{2j} \Delta_*^j(x), \quad \text{for } j \geq 1,$$

$$(7.11) \quad \Delta^0(x) = 0.$$

With this, we can expand (7.6) into the required form of Lemma 7.1,

$$(7.12) \quad \beta_N = \frac{\sum_{j=0}^N \text{tr} \left( \mathbf{S}^T \mathbb{E} \left[ \Delta^j(\hat{\mathbf{X}}) \right] \mathbf{S} \right)}{\sum_{j=0}^N \text{tr} \left( \mathbf{S}^T \mathbb{E} \left[ \Delta_*^j(\hat{\mathbf{X}}) \right] \mathbf{S} \right)} \equiv \frac{\sum_{j=0}^N a_j}{\sum_{j=0}^N b_j}.$$

Note that property (7.9) implies  $a_j \geq 0$  and  $b_j > 0$ , and the property (7.10) implies, for  $j \geq 1$ ,

$$(7.13) \quad \frac{a_j}{b_j} = \frac{\text{tr} \left( \mathbf{S}^T \mathbb{E} \left[ \Delta^j(\hat{\mathbf{X}}) \right] \mathbf{S} \right)}{\text{tr} \left( \mathbf{S}^T \mathbb{E} \left[ \Delta_*^j(\hat{\mathbf{X}}) \right] \mathbf{S} \right)} = \frac{\frac{2j-1}{2j} \text{tr} \left( \mathbf{S}^T \mathbb{E} \left[ \Delta_*^j(\hat{\mathbf{X}}) \right] \mathbf{S} \right)}{\text{tr} \left( \mathbf{S}^T \mathbb{E} \left[ \Delta_*^j(\hat{\mathbf{X}}) \right] \mathbf{S} \right)} = \frac{2j-1}{2j},$$

and for  $j = 0$ , we have  $a_0/b_0 = 0$ . Hence, the ratio  $a_j/b_j$  is monotonically increasing in  $j$  and hence satisfies the requirement (7.2) of Lemma 7.1. Therefore, the existence of such primitive polynomials  $\Delta^N(x), \Delta_*^N(x)$  immediately implies that

$$(7.14) \quad \beta_N \rightarrow \beta^* \text{ as } N \rightarrow \infty,$$

$$(7.15) \quad 0 \leq \beta_1 \leq \beta_2 \leq \beta_3 \leq \dots \leq \beta_N \leq \dots \leq \beta^* \leq 1,$$

where (7.14) follows from (7.7); the fact that  $\beta^* \leq 1$  follows from  $\beta_N \rightarrow \beta^*$  and the fact that  $a_j \leq b_j$ , and hence the numerator of  $\sum_{j=0}^N a_j / \sum_{j=0}^N b_j$  is always bounded by the denominator, implying  $\beta_N \leq 1$  for all  $N$ ; and the fact that  $\beta_N \geq 0$  for any  $N$  comes from non-negativity of the numerator and denominator of  $\beta_N$ .

To show that such primitive polynomials  $\Delta^N(x)$  and  $\Delta_*^N(x)$  actually exist, we consider the following definition,

$$(7.16) \quad \Delta^0(x) \equiv 0, \quad \Delta_*^0(x) \equiv 1,$$

$$(7.17) \quad \Delta^1(x) \equiv x + \frac{1}{2}x^2, \quad \Delta_*^1(x) \equiv 2x + x^2,$$

$$(7.18) \quad \Delta^j(x) \equiv (2j-1) \left( \frac{1}{2}x^{2j-2} + 2x^{2j-1} + \frac{1}{2}x^{2j} \right), \quad \text{for } k \geq 2,$$

$$(7.19) \quad \Delta_*^j(x) \equiv 2j \left( \frac{1}{2}x^{2j-2} + 2x^{2j-1} + \frac{1}{2}x^{2j} \right), \quad \text{for } k \geq 2.$$

To show this family of primitive polynomials satisfies the desired properties, note that, for  $j \geq 2$ ,

$$(7.20) \quad \Delta^j(x) = \frac{2j-1}{2}x^{2j-2}(x+1)^2 \geq 0.$$

This implies  $\Delta^j(\hat{\mathbf{X}}) \succeq 0$ . Moreover, we can only have  $\Delta^j(\hat{\mathbf{X}}) = \mathbf{0}$  if all of the eigenvalues of  $\hat{\mathbf{X}}$  are either 0 or  $-1$ . Note that a  $-1$  eigenvalue in  $\hat{\mathbf{X}}$  is impossible by the assumptions that  $\mathbf{0} \prec \hat{\mathbf{A}} \prec 2\mathbf{A}$  and  $\hat{\mathbf{X}} = \mathbf{I} - \mathbf{A}^{-1/2}\hat{\mathbf{A}}\mathbf{A}^{-1/2}$  (as this implies  $-\mathbf{I} \prec \hat{\mathbf{X}} \prec \mathbf{I}$ ). Therefore,  $\Delta^j(\hat{\mathbf{X}}) = \mathbf{0}$  is only possible if  $\hat{\mathbf{X}} = \mathbf{0}$ . However, this cannot be the case almost surely, as  $\hat{\mathbf{X}} = \mathbf{0}$  implies  $\hat{\mathbf{A}} = \mathbf{A}$ . Therefore, with probability greater than 0, we have that  $\Delta^j(\hat{\mathbf{X}}) \succ 0$ , implying

$$(7.21) \quad \mathbb{E}[\Delta^j(\hat{\mathbf{X}})] \succ \mathbf{0}, \quad \mathbb{E}[\Delta_*^j(\hat{\mathbf{X}})] \succ \mathbf{0}.$$

Furthermore, for  $j = 1$ , we have

$$(7.22) \quad \mathbb{E}[\Delta^1(\hat{\mathbf{X}})] = \mathbb{E}[\hat{\mathbf{X}}] + \frac{1}{2}\mathbb{E}[\hat{\mathbf{X}}^2] \succ \mathbf{0},$$

where we have used the fact that  $\mathbb{E}[\hat{\mathbf{X}}] \succeq 0$  (from the fact that  $\mathbb{E}[\hat{\mathbf{A}}] \preceq \mathbf{A}$ ) and the fact that  $\hat{\mathbf{X}}^2 \succ \mathbf{0}$  with probability greater than 0 (unless  $\hat{\mathbf{A}} = \mathbf{A}$  a.s.).

Finally, to show (7.7), we simply note that, for  $k$  odd, and  $N$  large enough, it is the case that

$$(7.23) \quad \begin{aligned} [x^k]\Omega^N(x) &= [x^k]\Delta^{(k+1)/2}(x) = k, \\ [x^k]\Omega_*^N(x) &= [x^k]\Delta_*^{(k+1)/2}(x) = k+1, \end{aligned}$$

since  $\Delta^{(k+1)/2}(x)$  is the only primitive polynomial with a  $x^k$  term in  $\Omega^N(x)$ , and likewise for  $\Omega_*^N(x)$ . For  $k \geq 2$  even, we have that

$$(7.24) \quad \begin{aligned} [x^k]\Omega^N(x) &= [x^k](\Delta^{k/2}(x) + \Delta^{k/2+1}(x)) = \frac{k-1}{2} + \frac{k+1}{2} = k, \\ [x^k]\Omega_*^N(x) &= [x^k](\Delta_*^{k/2}(x) + \Delta_*^{k/2+1}(x)) = \frac{k}{2} + \frac{k+2}{2} = k+1. \end{aligned}$$

Thus, the polynomials  $\Omega^N(x)$  and  $\Omega_*^N(x)$  have all the desired properties. We restate the results of the past two sections in a theorem,

**THEOREM 7.2.** *Assume that  $\mathbf{A} \in S(\mathbb{R}^n)_+$ ,  $\hat{\mathbf{A}} \sim D_{\omega^*}$  such that  $\hat{\mathbf{A}} \in S(\mathbb{R}^n)_+$  almost surely,  $\mathbb{E}_{D_{\omega^*}}[\hat{\mathbf{A}}] \preceq \mathbf{A}$ , and  $\text{supp}(D_{\omega^*}) \subset \{\hat{\mathbf{A}} \prec 2\mathbf{A}\}$ .*

*Select a prior  $P$  and sample  $\mathbf{b} \sim P$ , denoting the auto-correlation matrix of  $\mathbf{b}$  as  $\mathbf{R} = \mathbb{E}_P[\mathbf{b}\mathbf{b}^T]$ . Choose  $\mathbf{C} \in S(\mathbb{R}^n)_+$  such that  $[\mathbf{C}, \mathbf{R}] = 0$  and consider the operator augmentation algorithm with the choice  $\hat{\mathbf{K}} = \hat{\mathbf{A}}^{-1}\mathbf{C}$ . Sample  $\hat{\mathbf{q}} \in \mathbb{R}^n$  independently from a distribution with autocorrelation  $\mathbf{R}\mathbf{C}$ .*

*Let  $\beta_N$  be the truncated approximations to the optimal augmentation factor  $\beta^*$ , i.e.,*

$$(7.25) \quad \beta_N = \frac{\mathbb{E} \left[ \sum_{k=W_0}^{\infty} \omega^N(k) \hat{\mathbf{q}}^T \mathbf{A}^{-1} (\hat{\mathbf{Z}} \mathbf{A}^{-1})^k \hat{\mathbf{q}} \right]}{\mathbb{E} \left[ \sum_{k=0}^{\infty} \omega_*^N(k) \hat{\mathbf{q}}^T \mathbf{A}^{-1} (\hat{\mathbf{Z}} \mathbf{A}^{-1})^k \hat{\mathbf{q}} \right]},$$



where  $\omega^N(k)$  and  $\omega_*^N(k)$  are given by

$$(7.26) \quad \omega^N(k) = \begin{cases} k & k < 2N \\ \frac{k-1}{2} & k = 2N \\ 0 & o.w. \end{cases}, \quad \omega_*^N(k) = \begin{cases} k+1 & k < 2N \\ \frac{k}{2} & k = 2N \\ 0 & o.w. \end{cases}.$$

Under these assumptions, we have that

$$\begin{aligned} \beta_N &\rightarrow \beta^* \text{ as } N \rightarrow \infty, \\ 0 &\leq \beta_1 \leq \beta_2 \leq \beta_3 \leq \dots \leq \beta_N \leq \dots \leq \beta^* \leq 1, \\ \mathcal{E}_{\mathbf{A}}^{Bayes}(\hat{\mathbf{x}}) &\geq \mathcal{E}_{\mathbf{A}}^{Bayes}(\tilde{\mathbf{x}}_{\beta_1}) \geq \mathcal{E}_{\mathbf{A}}^{Bayes}(\tilde{\mathbf{x}}_{\beta_2}) \geq \dots \geq \mathcal{E}_{\mathbf{A}}^{Bayes}(\tilde{\mathbf{x}}_{\beta_N}) \geq \dots \geq \mathcal{E}_{\mathbf{A}}^{Bayes}(\tilde{\mathbf{x}}_{\beta^*}). \end{aligned}$$

**7.1. Hard Windowing.** The tradeoff for monotone convergence to the true augmentation factor  $\beta^*$  is that the windowing functions  $\omega^N(k)$  and  $\omega_*^N(k)$  presented above — which we will refer to as *soft windowing functions* — may be too conservative at low orders. When this is the case, one may instead choose to use *hard windowing functions* that perform a hard truncation of the infinite Taylor series. That is, one may choose to instead use

$$(7.27) \quad \omega^N(k) = \begin{cases} k & k \leq 2N \\ 0 & o.w. \end{cases}, \quad \omega_*^N(k) = \begin{cases} k+1 & k \leq 2N \\ 0 & o.w. \end{cases}.$$

Under the conditions of [Theorem 7.2](#), this choice of windowing function will still guarantee the convergence  $\beta_N \rightarrow \beta^*$ . However, we lose the monotonicity guarantees of the soft windowing functions unless one makes very stringent assumptions on the underlying distribution. That being said, in practice this technique can perform quite well, as indicated in our numerical experiments in [section 10](#). To distinguish between truncated energy norm augmentation with soft and hard windows, we will use the abbreviations **T-EAG-S** and **T-EAG-H** for truncated energy norm augmentation with soft and hard windows respectively.

**7.2. Quick Start.** For help readers with implementation, we provide explicit formulas for the augmentation factor  $\beta$  for low truncation orders, as well as a pseudo-code implementation of the different variants of energy norm augmentation.

**7.2.1. Explicit Formulas for Low Orders.** First, we provide formulas for low orders of the algorithm presented in the previous section. In the subsequent formulas, we let

$$(7.28) \quad \hat{\mathbf{Z}} \equiv \hat{\mathbf{A}} - \mathbf{A}, \quad \mathbf{L} \equiv \mathbf{C}\mathbf{R}, \quad \hat{\mathbf{q}} \sim \mathcal{N}(\mathbf{0}, \mathbf{L}), \quad \hat{\mathbf{A}} \sim D_{\omega^*}, \quad \hat{\mathbf{q}} \perp \hat{\mathbf{A}}.$$

1. **T-EAG-S, Order 2:**

$$(7.29) \quad \beta_1^{\text{T-EAG-S}} = \frac{\mathbb{E} \left[ \hat{\mathbf{q}}^T \left( \frac{1}{2} \mathbf{A}^{-1} \hat{\mathbf{Z}} \mathbf{A}^{-1} \hat{\mathbf{Z}} \mathbf{A}^{-1} + \mathbf{A}^{-1} \hat{\mathbf{Z}} \mathbf{A}^{-1} \right) \hat{\mathbf{q}} \right]}{\mathbb{E} \left[ \hat{\mathbf{q}}^T \left( \mathbf{A}^{-1} \hat{\mathbf{Z}} \mathbf{A}^{-1} \hat{\mathbf{Z}} \mathbf{A}^{-1} + 2 \mathbf{A}^{-1} \hat{\mathbf{Z}} \mathbf{A}^{-1} + \mathbf{A}^{-1} \right) \hat{\mathbf{q}} \right]}.$$

2. **T-EAG-S, Order 2, Mean-Zero Error:**

In many cases, the error matrix  $\hat{\mathbf{Z}}$  may be mean zero, i.e.,  $\mathbb{E}[\hat{\mathbf{Z}}] = \mathbf{0}$ . When this happens, the above expression has an even simpler form,

$$(7.30) \quad \beta_1^{\text{T-EAG-S}} = \frac{1}{2} \frac{\mathbb{E} \left[ \hat{\mathbf{q}}^T \left( \mathbf{A}^{-1} \hat{\mathbf{Z}} \mathbf{A}^{-1} \hat{\mathbf{Z}} \mathbf{A}^{-1} \right) \hat{\mathbf{q}} \right]}{\mathbb{E} \left[ \hat{\mathbf{q}}^T \left( \mathbf{A}^{-1} \hat{\mathbf{Z}} \mathbf{A}^{-1} \hat{\mathbf{Z}} \mathbf{A}^{-1} + \mathbf{A}^{-1} \right) \hat{\mathbf{q}} \right]}.$$

3. **T-EAG-H, Order 2:**

$$(7.31) \quad \beta_1^{\text{T-EAG-H}} = \frac{\mathbb{E} \left[ \hat{\mathbf{q}}^T \left( 2 \mathbf{A}^{-1} \hat{\mathbf{Z}} \mathbf{A}^{-1} \hat{\mathbf{Z}} \mathbf{A}^{-1} + \mathbf{A}^{-1} \hat{\mathbf{Z}} \mathbf{A}^{-1} \right) \hat{\mathbf{q}} \right]}{\mathbb{E} \left[ \hat{\mathbf{q}}^T \left( 3 \mathbf{A}^{-1} \hat{\mathbf{Z}} \mathbf{A}^{-1} \hat{\mathbf{Z}} \mathbf{A}^{-1} + 2 \mathbf{A}^{-1} \hat{\mathbf{Z}} \mathbf{A}^{-1} + \mathbf{A}^{-1} \right) \hat{\mathbf{q}} \right]}.$$

4. **T-EAG-H, Order 2, Mean-Zero Error:** In many cases, the error matrix  $\hat{\mathbf{Z}}$  may be mean zero, i.e.,  $\mathbb{E}[\hat{\mathbf{Z}}] = \mathbf{0}$ . When this happens, the above expression has an even simpler form,

$$(7.32) \quad \beta_1^{\text{T-EAG-H}} = \frac{\mathbb{E} \left[ \hat{\mathbf{q}}^T (2\mathbf{A}^{-1} \hat{\mathbf{Z}} \mathbf{A}^{-1} \hat{\mathbf{Z}} \mathbf{A}^{-1}) \hat{\mathbf{q}} \right]}{\mathbb{E} \left[ \hat{\mathbf{q}}^T (3\mathbf{A}^{-1} \hat{\mathbf{Z}} \mathbf{A}^{-1} \hat{\mathbf{Z}} \mathbf{A}^{-1} + \mathbf{A}^{-1}) \hat{\mathbf{q}} \right]}.$$

**7.3. Algorithm.** We give the full meta algorithm for all favors of energy norm augmentation in [Algorithm 7.1](#). Note that in [Algorithm 7.1](#), like in [Algorithm 5.1](#), we replace expectations with bootstrapped Monte Carlo estimators. If one wants to use the simplified expressions provided above in [subsection 7.2.1](#), one must similarly replace the expectations with sampled and bootstrapped versions. This process is fairly straightforward, for example, for T-EAG-H, Order 2, Mean-Zero Error, we get

$$(7.33) \quad \hat{\beta}_1^{\text{T-EAG-H}} = \frac{\sum_{i=0}^M \hat{\mathbf{q}}_i^T (2\hat{\mathbf{A}}^{-1} (\hat{\mathbf{A}}_{b,i} - \hat{\mathbf{A}}) \hat{\mathbf{A}}^{-1} (\hat{\mathbf{A}}_{b,i} - \hat{\mathbf{A}}) \hat{\mathbf{A}}^{-1}) \hat{\mathbf{q}}_i}{\sum_{i=0}^M \hat{\mathbf{q}}_i^T (3\hat{\mathbf{A}}^{-1} (\hat{\mathbf{A}}_{b,i} - \hat{\mathbf{A}}) \hat{\mathbf{A}}^{-1} (\hat{\mathbf{A}}_{b,i} - \hat{\mathbf{A}}) \hat{\mathbf{A}}^{-1} + \hat{\mathbf{A}}^{-1}) \hat{\mathbf{q}}_i},$$

where  $\hat{\mathbf{A}}_{b,i}$  and  $\hat{\mathbf{q}}_i$  are defined as in [Algorithm 7.1](#).

**8. Shifted Base-point Estimation.** Obviously, the issue with the above theorem is that the restriction that  $\text{supp}(D_{\omega^*}) \subset \{\hat{\mathbf{A}} \prec 2\mathbf{A}\}$  is quite restrictive from a problem standpoint; there are many natural problems that do not fall into this setting. Recall that this assumption comes from the fact that the infinite Taylor series for  $\hat{\mathbf{A}}^{-1}$  about base-point  $\mathbf{A}$  only converges when  $\hat{\mathbf{A}} \prec 2\mathbf{A}$ .

We address this issue with a technique we call *shifted base-point estimation*. The key idea is to grow the region of convergence of the infinite Taylor series by changing the base-point of the Taylor series expansion. If we make the assumption that the distribution  $D_{\omega^*}$  is bounded, then there must exist some  $\alpha \geq 1$  such that  $\hat{\mathbf{A}} \prec \alpha\mathbf{A}$  for every  $\hat{\mathbf{A}}$  in the support of  $D_{\omega^*}$ . [Lemma 6.1](#) then tells us that we are justified in taking an infinite Taylor expansion about base-point  $\alpha\mathbf{A}$ ,

$$(8.1) \quad \hat{\mathbf{A}}^{-1} = \mathbf{A}^{-1/2} \left[ \sum_{k=0}^{\infty} \frac{1}{\alpha^{k+1}} (-\mathbf{A}^{-1/2} \hat{\mathbf{Z}}_{\alpha} \mathbf{A}^{-1/2})^k \right] \mathbf{A}^{-1/2}.$$

where  $\hat{\mathbf{Z}}_{\alpha} \equiv \hat{\mathbf{A}} - \alpha\mathbf{A}$ . In general, the best values of  $\alpha$  are those that are as small as possible while maintaining that the support of  $D_{\omega^*}$  lies within  $\{\hat{\mathbf{A}} \prec \alpha\mathbf{A}\}$ , as the accuracy of a truncated series becomes less farther away from the base-point.

With the above, one can repeat the calculations of [section 6](#) practically verbatim to derive the infinite series expression for the optimal augmentation factor,

$$(8.2) \quad \beta^* = \frac{\mathbb{E} \left[ \sum_{k=0}^{\infty} (k+1-\alpha) \alpha^{-k} \text{tr} \left( \mathbf{L}^{1/2} \mathbf{A}^{-1/2} \left( -\mathbf{A}^{-1/2} \hat{\mathbf{Z}}_{\alpha} \mathbf{A}^{-1/2} \right)^k \mathbf{A}^{-1/2} \mathbf{L}^{1/2} \right) \right]}{\mathbb{E} \left[ \sum_{k=0}^{\infty} (k+1) \alpha^{-k} \text{tr} \left( \mathbf{L}^{1/2} \mathbf{A}^{-1/2} \left( -\mathbf{A}^{-1/2} \hat{\mathbf{Z}}_{\alpha} \mathbf{A}^{-1/2} \right)^k \mathbf{A}^{-1/2} \mathbf{L}^{1/2} \right) \right]}.$$

From here, we follow the same schema to define the truncation of the infinite series above,

$$(8.3) \quad \beta_N \equiv \frac{\mathbb{E} \left[ \sum_{k=0}^{\infty} \omega_{\alpha}^N(k) \alpha^{-k} \text{tr} \left( \mathbf{L}^{1/2} \mathbf{A}^{-1/2} \left( -\mathbf{A}^{-1/2} \hat{\mathbf{Z}}_{\alpha} \mathbf{A}^{-1/2} \right)^k \mathbf{A}^{-1/2} \mathbf{L}^{1/2} \right) \right]}{\mathbb{E} \left[ \sum_{k=0}^{\infty} \omega_{\alpha,*}^N(k) \alpha^{-k} \text{tr} \left( \mathbf{L}^{1/2} \mathbf{A}^{-1/2} \left( -\mathbf{A}^{-1/2} \hat{\mathbf{Z}}_{\alpha} \mathbf{A}^{-1/2} \right)^k \mathbf{A}^{-1/2} \mathbf{L}^{1/2} \right) \right]},$$

and its more compact form,

$$(8.4) \quad \beta_N = \frac{\mathbb{E} \left[ \sum_{k=0}^{\infty} \omega_{\alpha}^N(k) \alpha^{-k} \hat{\mathbf{q}}^T \mathbf{A}^{-1} (\hat{\mathbf{Z}}_{\alpha} \mathbf{A}^{-1})^k \hat{\mathbf{q}} \right]}{\mathbb{E} \left[ \sum_{k=0}^{\infty} \omega_{\alpha,*}^N(k) \alpha^{-k} \hat{\mathbf{q}}^T \mathbf{A}^{-1} (\hat{\mathbf{Z}}_{\alpha} \mathbf{A}^{-1})^k \hat{\mathbf{q}} \right]},$$

**Algorithm 7.1** Energy-Norm Augmentation Meta-algorithm

**Input:** A right hand side  $\mathbf{b}$ , an operator sample  $\hat{\mathbf{A}} \sim D_{\omega^*}$  with corresponding parameters  $\hat{\omega} \in \Omega$ , a choice of auto-correlation matrix  $\mathbf{R}$  (default to  $\mathbf{R} = \mathbf{I}$ ), a choice of a positive definite  $\mathbf{C}$  (default to  $\mathbf{C} = \mathbf{I}$ ) with  $[\mathbf{R}, \mathbf{C}] = \mathbf{0}$ , truncation order  $N$ , and sample count  $M$ .

**Output:** An estimate  $\tilde{\mathbf{x}}$  of  $\mathbf{A}^{-1}\mathbf{b}$ .

- 1: Let  $\mathbf{L} = \mathbf{RC}$ .
- 2: Factorize/preprocess  $\hat{\mathbf{A}}$  to precompute  $\hat{\mathbf{A}}^{-1}$  if necessary.
- 3: Draw  $M$  i.i.d. bootstrap samples  $\hat{\mathbf{A}}_{b,1}, \dots, \hat{\mathbf{A}}_{b,M} \sim D_{\hat{\omega}}$ .
- 4: Draw  $M$  i.i.d. bootstrap samples  $\hat{\mathbf{q}}_1, \dots, \hat{\mathbf{q}}_M \sim \mathcal{N}(\mathbf{0}, \mathbf{L})$ .
- 5: **if** using Truncated Energy-Norm Augmentation (**T-EAG**) **then**
- 6:     **if** using Soft Truncation (**T-EAG-S**) **then**
- 7:         Let

$$\omega^N(k) = \begin{cases} k & k < 2N \\ \frac{k-1}{2} & k = 2N \\ 0 & \text{o.w.} \end{cases}, \quad \omega_*^N(k) = \begin{cases} k+1 & k < 2N \\ \frac{k}{2} & k = 2N \\ 0 & \text{o.w.} \end{cases}.$$

- 8:     **else if** using Hard Truncation (**T-EAG-H**) **then**
- 9:         Let

$$\omega^N(k) = \begin{cases} k & k \leq 2N \\ 0 & \text{o.w.} \end{cases}, \quad \omega_*^N(k) = \begin{cases} k+1 & k \leq 2N \\ 0 & \text{o.w.} \end{cases}.$$

- 10:     **end if**
- 11:     Assign

$$\hat{\beta}^* \leftarrow \frac{\sum_{i=0}^M \sum_{k=0}^{\infty} \omega^N(k) \hat{\mathbf{q}}_i^T \hat{\mathbf{A}}^{-1} ((\hat{\mathbf{A}}_{b,i} - \hat{\mathbf{A}}) \hat{\mathbf{A}}^{-1})^k \hat{\mathbf{q}}_i}{\sum_{i=0}^M \sum_{k=0}^{\infty} \omega_*^N(k) \hat{\mathbf{q}}_i^T \hat{\mathbf{A}}^{-1} ((\hat{\mathbf{A}}_{b,i} - \hat{\mathbf{A}}) \hat{\mathbf{A}}^{-1})^k \hat{\mathbf{q}}_i},$$

where

- 12: **else if** using Untruncated Energy-Norm Augmentation (**EAG**) **then**
- 13:     Assign

$$\hat{\beta}^* \leftarrow \frac{\sum_{i=0}^M \hat{\mathbf{q}}_i^T (\hat{\mathbf{A}}_{b,i}^{-1} \hat{\mathbf{A}} \hat{\mathbf{A}}_{b,i}^{-1} - \hat{\mathbf{A}}_{b,i}^{-1}) \hat{\mathbf{q}}_i}{\sum_{i=0}^M \hat{\mathbf{q}}_i^T (\hat{\mathbf{A}}_{b,i}^{-1} \hat{\mathbf{A}} \hat{\mathbf{A}}_{b,i}^{-1}) \hat{\mathbf{q}}_i},$$

- 14: **end if**
- 15: Clamp  $\hat{\beta}^* \leftarrow \max(0, \hat{\beta}^*)$ .
- 16: Assign  $\tilde{\mathbf{x}} \leftarrow (\hat{\mathbf{A}}^{-1} - \hat{\beta}^* \hat{\mathbf{A}}^{-1} \mathbf{C}) \mathbf{b}$
- 17: Return  $\tilde{\mathbf{x}}$ .

where  $\omega_{\alpha}^N(k)$  and  $\omega_{\alpha,*}^N(k)$  are new window functions that converge to  $k+1-\alpha$  and  $k+1$  respectively. To show that this has the same properties as the truncated augmentation factors in the previous section, we simply repeat the proof from the previous section, but with a few small changes. First, for notational simplicity, define

$$(8.5) \quad \hat{\mathbf{X}}_{\alpha} \equiv \alpha^{-1} (-\mathbf{A}^{-1/2} \hat{\mathbf{Z}}_{\alpha} \mathbf{A}^{-1/2}).$$

Note that

$$(8.6) \quad \hat{\mathbf{X}}_{\alpha} = \mathbf{I} - \alpha^{-1} \mathbf{A}^{-1/2} \hat{\mathbf{A}} \mathbf{A}^{-1/2}.$$

From the fact that  $0 \prec \hat{\mathbf{A}} \prec \alpha \mathbf{A}$ , it follows that

$$(8.7) \quad 0 \prec \hat{\mathbf{X}}_\alpha \prec \mathbf{I}.$$

Now, we repeat the previous section to obtain the polynomial expression for  $\beta_N$ ,

$$(8.8) \quad \beta_N = \frac{\text{tr} \left( \mathbf{S}^T \mathbb{E} \left[ \Omega_\alpha^N(\hat{\mathbf{X}}_\alpha) \right] \mathbf{S} \right)}{\text{tr} \left( \mathbf{S}^T \mathbb{E} \left[ \Omega_{\alpha,*}^N(\hat{\mathbf{X}}_\alpha) \right] \mathbf{S} \right)},$$

where, once again

$$(8.9) \quad \Omega_\alpha^N(x) = \sum_{j=0}^N \Delta_\alpha^j(x), \quad \Omega_{\alpha,*}^N(x) = \sum_{j=0}^N \Delta_{\alpha,*}^j(x),$$

For brevity of notation, we define the quantity,

$$(8.10) \quad \eta \equiv 1 - \alpha^{-1}.$$

Now, our monotonicity analysis in this section is based upon the observation that for  $x \geq 0$ , it is the case that

$$(8.11) \quad x^j(x - \eta) \geq \eta^j(x - \eta),$$

and therefore, it is also the case that, for  $x \geq 0$ ,

$$(8.12) \quad x^j(x^k - \eta^k) = x^j(x^{k-1} + \eta x^{k-2} + \dots + \eta^{k-2}x + \eta^{k-1})(x - \eta) \geq k\eta^{j+k-1}(x - \eta).$$

Whereas the analysis in the previous section built a monotonic sequence of polynomials that were positive everywhere, the above formula allows us to build a monotonic sequence of polynomials that are positive in expectation, but not necessarily positive everywhere. To do this, we first note that by our  $\mathbb{E}[\hat{\mathbf{A}}] \preceq \mathbf{A}$  assumption,

$$(8.13) \quad \mathbb{E}[\hat{\mathbf{X}}_\alpha] = \mathbb{E}[\mathbf{I} - \alpha^{-1} \mathbf{A}^{-1/2} \hat{\mathbf{A}} \mathbf{A}^{-1/2}] \succeq \mathbf{I} - \alpha^{-1} \mathbf{A}^{-1/2} \mathbf{A} \mathbf{A}^{-1/2} = \eta \mathbf{I}.$$

Hence, the above polynomial inequalities imply that

$$(8.14) \quad \mathbb{E}[\hat{\mathbf{X}}_\alpha^j(\hat{\mathbf{X}}_\alpha^k - \eta^k \mathbf{I})] \succeq \mathbb{E}[k\eta^{j+k-1}(\hat{\mathbf{X}}_\alpha - \eta \mathbf{I})] \succeq \mathbf{0}.$$

This allows us to use the matrix polynomials  $\hat{\mathbf{X}}_\alpha^j(\hat{\mathbf{X}}_\alpha^k - \eta^k \mathbf{I})$  as building blocks for a series that converges monotonically to the desired  $\beta^*$ . The final observation that one needs to build the series is the fact that

$$(8.15) \quad \sum_{k=0}^{\infty} \eta^k = \frac{1}{1 - \eta} = \alpha.$$

With this established, we finally define the primitive polynomials

$$(8.16) \quad \Delta_\alpha^k(x) \equiv kx^k - \eta x^{k-1} - \eta^2 x^{k-2} - \dots - \eta^{k-1}x - \eta^k = (k+1)x^k - \sum_{j=0}^k \eta^j x^{k-j}.$$

By (8.14), we have that

$$(8.17) \quad \mathbb{E}[\Delta_\alpha^k(\hat{\mathbf{X}}_\alpha)] = \mathbb{E} \left[ (k+1)\hat{\mathbf{X}}_\alpha^k - \sum_{j=0}^k \eta^j \hat{\mathbf{X}}_\alpha^{k-j} \right] = \sum_{j=0}^k \mathbb{E}[\hat{\mathbf{X}}_\alpha^{k-j}(\hat{\mathbf{X}}_\alpha^j - \eta^j)] \succeq \mathbf{0}.$$

However, if one examines the individual terms of the composite sum  $\sum_{k=0}^{\infty} \Delta_{\alpha}^k(x)$  by powers of  $x$ , one observes that, for  $x \in [0, 1)$ ,

$$(8.18) \quad [x^j] \sum_{k=0}^{\infty} \Delta_{\alpha}^k(x) = j - \sum_{k=1}^{\infty} \eta^k = j + 1 - \alpha.$$

Ergo, for  $x \in [0, 1)$ , we have that

$$(8.19) \quad \Omega_{\alpha}^N(x) = \sum_{k=0}^N \Delta_{\alpha}^k(x) \rightarrow \sum_{k=0}^{\infty} (k + 1 - \alpha)x^k.$$

And therefore, if we also take

$$(8.20) \quad \Delta_{\alpha,*}^k(x) = (k + 1)x^k, \quad \Omega_{\alpha,*}^N(x) = \sum_{k=0}^N \Delta_{\alpha,*}^k(x) = \sum_{k=0}^N (k + 1)x^k,$$

and note that

$$(8.21) \quad \beta^* = \frac{\text{tr} \left( \mathbf{S}^T \mathbb{E} \left[ \sum_{k=0}^{\infty} (k + 1 - \alpha) \hat{\mathbf{X}}_{\alpha}^k \right] \mathbf{S} \right)}{\text{tr} \left( \mathbf{S}^T \mathbb{E} \left[ \sum_{k=0}^{\infty} (k + 1) \hat{\mathbf{X}}_{\alpha}^k \right] \mathbf{S} \right)},$$

we can conclude that

$$(8.22) \quad \beta_N = \frac{\text{tr} \left( \mathbf{S}^T \mathbb{E} \left[ \Omega_{\alpha}^N(\hat{\mathbf{X}}_{\alpha}) \right] \mathbf{S} \right)}{\text{tr} \left( \mathbf{S}^T \mathbb{E} \left[ \Omega_{\alpha,*}^N(\hat{\mathbf{X}}_{\alpha}) \right] \mathbf{S} \right)} \rightarrow \beta^*.$$

and from the fact that the numerator is a sum of positive terms, and the fact that  $\Omega_{\alpha}^N(\hat{\mathbf{X}}_{\alpha}) \preceq \Omega_{\alpha,*}^N(\hat{\mathbf{X}}_{\alpha})$  by construction, it therefore follows that

$$(8.23) \quad 0 \leq \beta_N \leq 1, \quad 0 \leq \beta^* \leq 1.$$

To achieve a proof of monotonicity of the  $\beta_N$ , we appeal to [Lemma 7.1](#), which necessitates that we verify the inequality

$$(8.24) \quad \begin{aligned} a_k b_{k-1} &= \mathbb{E} \left[ \text{tr} \left( \mathbf{S}^T \Delta_{\alpha}^k(\hat{\mathbf{X}}_{\alpha}) \mathbf{S} \right) \right] \mathbb{E} \left[ \text{tr} \left( \mathbf{S}^T \Delta_{\alpha,*}^{k-1}(\hat{\mathbf{X}}_{\alpha}) \mathbf{S} \right) \right] \geq \\ &\mathbb{E} \left[ \text{tr} \left( \mathbf{S}^T \Delta_{\alpha}^{k-1}(\hat{\mathbf{X}}_{\alpha}) \mathbf{S} \right) \right] \mathbb{E} \left[ \text{tr} \left( \mathbf{S}^T \Delta_{\alpha,*}^k(\hat{\mathbf{X}}_{\alpha}) \mathbf{S} \right) \right] = a_{k-1} b_k. \end{aligned}$$

To do this, let us subtract and expand the above terms

$$\begin{aligned}
 & a_k b_{k-1} - a_{k-1} b_k \\
 &= \mathbb{E} \left[ \text{tr} \left( \mathbf{S}^T \Delta_\alpha^k (\hat{\mathbf{X}}_\alpha) \mathbf{S} \right) \right] \mathbb{E} \left[ \text{tr} \left( \mathbf{S}^T \Delta_{\alpha,*}^{k-1} (\hat{\mathbf{X}}_\alpha) \mathbf{S} \right) \right] \\
 &\quad - \mathbb{E} \left[ \text{tr} \left( \mathbf{S}^T \Delta_\alpha^{k-1} (\hat{\mathbf{X}}_\alpha) \mathbf{S} \right) \right] \mathbb{E} \left[ \text{tr} \left( \mathbf{S}^T \Delta_{\alpha,*}^k (\hat{\mathbf{X}}_\alpha) \mathbf{S} \right) \right] \\
 &= k \mathbb{E} \left[ \text{tr} \left( \mathbf{S}^T \hat{\mathbf{X}}_\alpha^{k-1} \mathbf{S} \right) \right] \left( (k+1) \mathbb{E} \left[ \text{tr} \left( \mathbf{S}^T \hat{\mathbf{X}}_\alpha^k \mathbf{S} \right) \right] - \sum_{j=0}^k \eta^j \mathbb{E} \left[ \text{tr} \left( \mathbf{S}^T \hat{\mathbf{X}}_\alpha^{k-j} \mathbf{S} \right) \right] \right) \\
 (8.25) \quad & - (k+1) \mathbb{E} \left[ \text{tr} \left( \mathbf{S}^T \hat{\mathbf{X}}_\alpha^k \mathbf{S} \right) \right] \left( k \mathbb{E} \left[ \text{tr} \left( \mathbf{S}^T \hat{\mathbf{X}}_\alpha^{k-1} \mathbf{S} \right) \right] - \sum_{j=0}^{k-1} \eta^j \mathbb{E} \left[ \text{tr} \left( \mathbf{S}^T \hat{\mathbf{X}}_\alpha^{k-j-1} \mathbf{S} \right) \right] \right) \\
 &= k \sum_{j=0}^{k-1} \eta^j \mathbb{E} \left[ \text{tr} \left( \mathbf{S}^T \hat{\mathbf{X}}_\alpha^k \mathbf{S} \right) \right] \mathbb{E} \left[ \text{tr} \left( \mathbf{S}^T \hat{\mathbf{X}}_\alpha^{k-j-1} \mathbf{S} \right) \right] \\
 &\quad - k \sum_{j=0}^{k-1} \eta^j \mathbb{E} \left[ \text{tr} \left( \mathbf{S}^T \hat{\mathbf{X}}_\alpha^{k-1} \mathbf{S} \right) \right] \mathbb{E} \left[ \text{tr} \left( \mathbf{S}^T \hat{\mathbf{X}}_\alpha^{k-j} \mathbf{S} \right) \right] \\
 &\quad \sum_{j=0}^{k-1} \eta^j \mathbb{E} \left[ \text{tr} \left( \mathbf{S}^T \hat{\mathbf{X}}_\alpha^k \mathbf{S} \right) \right] \mathbb{E} \left[ \text{tr} \left( \mathbf{S}^T \hat{\mathbf{X}}_\alpha^{k-j-1} \mathbf{S} \right) \right] - k \mathbb{E} \left[ \text{tr} \left( \mathbf{S}^T \hat{\mathbf{X}}_\alpha^{k-1} \mathbf{S} \right) \right] \eta^k \text{tr} \left( \mathbf{S}^T \mathbf{S} \right).
 \end{aligned}$$

We now appeal to the following lemma, which allows us to compare terms across the two sums above,

LEMMA 8.1. *Let  $\hat{\mathbf{X}}$  be a random matrix such that  $\hat{\mathbf{X}} \succeq \mathbf{0}$  a.s. For  $j \leq k$  and  $r \geq 0$ , and any matrix  $\mathbf{S}$ , we have that*

$$(8.26) \quad \mathbb{E} \left[ \text{tr} \left( \mathbf{S}^T \hat{\mathbf{X}}^j \mathbf{S} \right) \right] \mathbb{E} \left[ \text{tr} \left( \mathbf{S}^T \hat{\mathbf{X}}^k \mathbf{S} \right) \right] \leq \mathbb{E} \left[ \text{tr} \left( \mathbf{S}^T \hat{\mathbf{X}}^{j-r} \mathbf{S} \right) \right] \mathbb{E} \left[ \text{tr} \left( \mathbf{S}^T \hat{\mathbf{X}}^{k+r} \mathbf{S} \right) \right].$$

The proof of this fact is relegated to the appendix. However, applying this lemma to the above (8.25) gives us

$$\begin{aligned}
 (8.27) \quad a_k b_{k-1} - a_{k-1} b_k &\geq \sum_{j=0}^{k-1} \eta^j \mathbb{E} \left[ \text{tr} \left( \mathbf{S}^T \hat{\mathbf{X}}_\alpha^k \mathbf{S} \right) \right] \mathbb{E} \left[ \text{tr} \left( \mathbf{S}^T \hat{\mathbf{X}}_\alpha^{k-j-1} \mathbf{S} \right) \right] \\
 &\quad - k \eta^k \mathbb{E} \left[ \text{tr} \left( \mathbf{S}^T \hat{\mathbf{X}}_\alpha^{k-1} \mathbf{S} \right) \right] \text{tr} \left( \mathbf{S}^T \mathbf{S} \right) \\
 &= \sum_{j=0}^{k-1} \left( \mathbb{E} \left[ \text{tr} \left( \mathbf{S}^T \hat{\mathbf{X}}_\alpha^k \mathbf{S} \right) \right] \right) \left( \eta^j \mathbb{E} \left[ \text{tr} \left( \mathbf{S}^T \hat{\mathbf{X}}_\alpha^{k-j-1} \mathbf{S} \right) \right] \right) \\
 &\quad - \sum_{j=0}^{k-1} \left( \eta \mathbb{E} \left[ \text{tr} \left( \mathbf{S}^T \hat{\mathbf{X}}_\alpha^{k-1} \mathbf{S} \right) \right] \right) \left( \eta^{k-1} \text{tr} \left( \mathbf{S}^T \mathbf{S} \right) \right).
 \end{aligned}$$

Finally, we note that (8.14) gives us  $\eta^j \mathbb{E}[\hat{\mathbf{X}}_\alpha^{k-j-1}] \succeq \eta^{k-1} \mathbf{I}$  and therefore

$$(8.28) \quad \eta^j \mathbb{E} \left[ \text{tr} \left( \mathbf{S}^T \hat{\mathbf{X}}_\alpha^{k-j-1} \mathbf{S} \right) \right] \geq \eta^{k-1} \text{tr} \left( \mathbf{S}^T \mathbf{S} \right).$$

Moreover, (8.14) also gives us that  $\mathbb{E}[\hat{\mathbf{X}}_\alpha^k] \succeq \eta \mathbb{E}[\hat{\mathbf{X}}_\alpha^{k-1}]$  and therefore

$$(8.29) \quad \mathbb{E} \left[ \text{tr} \left( \mathbf{S}^T \hat{\mathbf{X}}_\alpha^k \mathbf{S} \right) \right] \geq \eta \mathbb{E} \left[ \text{tr} \left( \mathbf{S}^T \hat{\mathbf{X}}_\alpha^{k-1} \mathbf{S} \right) \right]$$

Noting the the above two inequalities are between positive numbers and then substituting the above two inequalities into (8.14) gives the desired result

$$(8.30) \quad a_k b_{k-1} - a_{k-1} b_k \geq 0.$$

Thus, the truncated estimators  $\beta_N$  form a positive monotonic sequence that converges to  $\beta^*$ . To summarize, we restate the results we have just proved into a theorem,

**THEOREM 8.2.** *Assume that  $\mathbf{A} \in S(\mathbb{R}^n)_+$ ,  $\hat{\mathbf{A}} \sim D_{\omega^*}$  such that  $\hat{\mathbf{A}} \in S(\mathbb{R}^n)_+$  almost surely,  $\mathbb{E}_{D_{\omega^*}}[\hat{\mathbf{A}}] \preceq \mathbf{A}$ , and  $\text{supp}(D_{\omega^*}) \subset \{\hat{\mathbf{A}} \prec \alpha \mathbf{A}\}$ .*

*Select a prior  $P$  and sample  $\mathbf{b} \sim P$ , denoting the auto-correlation matrix of  $\mathbf{b}$  as  $\mathbf{R} = \mathbb{E}_P[\mathbf{b}\mathbf{b}^T]$ . Choose  $\mathbf{C} \in S(\mathbb{R}^n)_+$  such that  $[\mathbf{C}, \mathbf{R}] = 0$  and consider the operator augmentation algorithm with the choice  $\hat{\mathbf{K}} = \hat{\mathbf{A}}^{-1}\mathbf{C}$ . Sample  $\hat{\mathbf{q}} \in \mathbb{R}^n$  independently from a distribution with auto-correlation  $\mathbf{R}\mathbf{C}$ .*

*Let  $\beta_N$  be the truncated approximations to the optimal augmentation factor  $\beta^*$ , i.e.,*

$$(8.31) \quad \beta_N = \frac{\mathbb{E} \left[ \sum_{k=0}^{\infty} \omega_{\alpha}^N(k) \alpha^{-k} \hat{\mathbf{q}}^T \mathbf{A}^{-1} (\hat{\mathbf{Z}}_{\alpha} \mathbf{A}^{-1})^k \hat{\mathbf{q}} \right]}{\mathbb{E} \left[ \sum_{k=0}^{\infty} \omega_{\alpha,*}^N(k) \alpha^{-k} \hat{\mathbf{q}}^T \mathbf{A}^{-1} (\hat{\mathbf{Z}}_{\alpha} \mathbf{A}^{-1})^k \hat{\mathbf{q}} \right]},$$

where  $\omega_{\alpha}^N(k)$  and  $\omega_{\alpha,*}^N(k)$  are given by

$$(8.32) \quad \omega_{\alpha}^N(k) = \begin{cases} (k+1) - \sum_{j=k}^N \eta^{j-k} & k \leq N \\ 0 & o.w. \end{cases}, \quad \omega_{\alpha,*}^N(k) = \begin{cases} k+1 & k \leq N \\ 0 & o.w. \end{cases},$$

where  $\eta = 1 - \alpha^{-1}$ . Under these assumptions, we have that

$$\begin{aligned} \beta_N &\rightarrow \beta^* \text{ as } N \rightarrow \infty, \\ 0 &\leq \beta_1 \leq \beta_2 \leq \beta_3 \leq \dots \leq \beta_N \leq \dots \leq \beta^* \leq 1, \\ \mathcal{E}_{\mathbf{A}}^{\text{Bayes}}(\hat{\mathbf{x}}) &\geq \mathcal{E}_{\mathbf{A}}^{\text{Bayes}}(\tilde{\mathbf{x}}_{\beta_1}) \geq \mathcal{E}_{\mathbf{A}}^{\text{Bayes}}(\tilde{\mathbf{x}}_{\beta_2}) \geq \dots \geq \mathcal{E}_{\mathbf{A}}^{\text{Bayes}}(\tilde{\mathbf{x}}_{\beta_N}) \geq \dots \geq \mathcal{E}_{\mathbf{A}}^{\text{Bayes}}(\tilde{\mathbf{x}}_{\beta^*}). \end{aligned}$$

**9. Accelerating Shifted Base-point Estimation.** In practice, while the formula (8.31) provides a positive, monotonically increasing series of estimates  $\beta_N$  for the optimal  $\beta^*$  which only use  $N$  powers of the matrix  $\hat{\mathbf{Z}}_{\alpha} \mathbf{A}^{-1}$ , note that the larger one takes the factor  $\alpha$ , the poorer the accuracy of the truncated approximation near the matrix  $\mathbf{A}$ , where most of the probability distribution is concentrated. Therefore, while we get a guarantee of an estimate that will decrease the value of the objective  $\mathcal{E}_{\mathbf{A}}^{\text{Bayes}}(\cdot)$ , the convergence to the optimal factor  $\beta^*$  might be very slow as a result, necessitating larger and larger powers of  $\hat{\mathbf{Z}}_{\alpha} \mathbf{A}^{-1}$ . Thus, in practice it is often a good idea to let the quantity  $\alpha$  be a function of the sample  $\hat{\mathbf{A}}$  such that  $\hat{\mathbf{A}} \preceq \alpha(\hat{\mathbf{A}})\mathbf{A}$ . This means that, instead of using the estimator  $\beta_N$  in (8.31) above, we use

$$(9.1) \quad \bar{\beta}_N = \frac{\mathbb{E} \left[ \alpha(\hat{\mathbf{A}})^{-2} \sum_{k=0}^{\infty} \omega_{\alpha(\hat{\mathbf{A}})}^N(k) \alpha(\hat{\mathbf{A}})^{-k} \hat{\mathbf{q}}^T \mathbf{A}^{-1} (\hat{\mathbf{Z}}_{\alpha(\hat{\mathbf{A}})} \mathbf{A}^{-1})^k \hat{\mathbf{q}} \right]}{\mathbb{E} \left[ \alpha(\hat{\mathbf{A}})^{-2} \sum_{k=0}^{\infty} \omega_{\alpha(\hat{\mathbf{A}}),*}^N(k) \alpha(\hat{\mathbf{A}})^{-k} \hat{\mathbf{q}}^T \mathbf{A}^{-1} (\hat{\mathbf{Z}}_{\alpha(\hat{\mathbf{A}})} \mathbf{A}^{-1})^k \hat{\mathbf{q}} \right]},$$

where one choice of  $\alpha(\hat{\mathbf{A}})$  is

$$(9.2) \quad \alpha(\hat{\mathbf{A}}) = \|\mathbf{A}^{-1/2} \hat{\mathbf{A}} \mathbf{A}^{-1/2}\|_2,$$

i.e., the smallest value for which  $\hat{\mathbf{A}} \preceq \alpha(\hat{\mathbf{A}})\mathbf{A}$ , and the windowing functions  $\omega_{\alpha}^N(k)$  and  $\omega_{\alpha,*}^N(k)$  are defined as in (8.32). In practice, one may choose to approximate  $\alpha(\hat{\mathbf{A}})$  instead of computing it exactly. Note in (9.1) the reintroduction of the  $\alpha(\hat{\mathbf{A}})^{-2}$  terms in the numerator and denominator; originally these terms passed out of the expectation and cancelled, but now the explicit dependence on  $\hat{\mathbf{A}}$  prevents this cancellation from happening.

Computing  $\|\mathbf{A}^{-1/2} \hat{\mathbf{A}} \mathbf{A}^{-1/2}\|_2$  can be done with power method. In particular, with probability 1, if  $\hat{\mathbf{v}} \in \mathbb{R}^n$  is sampled from a distribution continuous with respect to the Lebesgue measure on its support, we have that

$$(9.3) \quad \begin{aligned} \alpha(\hat{\mathbf{A}}) &= \lim_{k \rightarrow \infty} \frac{\|(\mathbf{A}^{-1/2} \hat{\mathbf{A}} \mathbf{A}^{-1/2})^k \hat{\mathbf{v}}\|_2}{\|(\mathbf{A}^{-1/2} \hat{\mathbf{A}} \mathbf{A}^{-1/2})^{k-1} \hat{\mathbf{v}}\|_2} \\ &= \lim_{k \rightarrow \infty} \sqrt{\frac{\hat{\mathbf{v}}^T \mathbf{A}^{1/2} (\mathbf{A}^{-1} \hat{\mathbf{A}})^k \mathbf{A}^{-1} (\hat{\mathbf{A}} \mathbf{A}^{-1})^k \mathbf{A}^{1/2} \hat{\mathbf{v}}}{\hat{\mathbf{v}}^T \mathbf{A}^{1/2} (\mathbf{A}^{-1} \hat{\mathbf{A}})^{k-1} \mathbf{A}^{-1} (\hat{\mathbf{A}} \mathbf{A}^{-1})^{k-1} \mathbf{A}^{1/2} \hat{\mathbf{v}}}}. \end{aligned}$$



Since  $\mathbf{A}$  is non-singular, transforming the random variable  $\hat{\mathbf{v}}$  by  $\mathbf{A}^{1/2}$  transforms the corresponding distribution into a distribution continuous with respect to the Lebesgue measure on its support. Therefore, it is sufficient to compute/approximate

$$(9.4) \quad \alpha(\hat{\mathbf{A}}) = \lim_{k \rightarrow \infty} \sqrt{\frac{\hat{\mathbf{v}}^T (\mathbf{A}^{-1} \hat{\mathbf{A}})^k \mathbf{A}^{-1} (\hat{\mathbf{A}} \mathbf{A}^{-1})^k \hat{\mathbf{v}}}{\hat{\mathbf{v}}^T (\mathbf{A}^{-1} \hat{\mathbf{A}})^{k-1} \mathbf{A}^{-1} (\hat{\mathbf{A}} \mathbf{A}^{-1})^{k-1} \hat{\mathbf{v}}}} = \lim_{k \rightarrow \infty} \frac{\|(\hat{\mathbf{A}} \mathbf{A}^{-1})^k \hat{\mathbf{v}}\|_{\mathbf{A}^{-1}}}{\|(\hat{\mathbf{A}} \mathbf{A}^{-1})^{k-1} \hat{\mathbf{v}}\|_{\mathbf{A}^{-1}}},$$

and as a result, we do not actually need to know  $\mathbf{A}^{1/2}$  or  $\mathbf{A}^{-1/2}$  to be able to compute the correct value of  $\alpha$ .

Now, to produce an algorithm, we follow the template of [subsection 5.1](#) – we bootstrap  $\mathbf{A}$  by replacing it with our sampled  $\hat{\mathbf{A}}$  and bootstrap the expectation by using the distribution  $D_{\hat{\omega}}$  instead of the true distribution  $D_{\omega^*}$ . This nets us the approximate estimator

$$(9.5) \quad \tilde{\beta}_N(\hat{\mathbf{A}}) = \frac{\mathbb{E}_{\hat{\mathbf{q}} \sim \mathcal{N}(\mathbf{0}, \mathbf{L}), \hat{\mathbf{A}}_b \sim D_{\hat{\omega}}} \left[ \sum_{k=0}^{\infty} \omega_{\alpha(\hat{\mathbf{A}}_b)}^N(k) \alpha(\hat{\mathbf{A}}_b)^{-k-2} \hat{\mathbf{q}}^T \hat{\mathbf{A}}^{-1} (\hat{\mathbf{Z}}_{b, \alpha(\hat{\mathbf{A}}_b)} \hat{\mathbf{A}}^{-1})^k \hat{\mathbf{q}} \right]}{\mathbb{E}_{\hat{\mathbf{q}} \sim \mathcal{N}(\mathbf{0}, \mathbf{L}), \hat{\mathbf{A}}_b \sim D_{\hat{\omega}}} \left[ \sum_{k=0}^{\infty} \omega_{\alpha(\hat{\mathbf{A}}_b), *}^N(k) \alpha(\hat{\mathbf{A}}_b)^{-k-2} \hat{\mathbf{q}}^T \hat{\mathbf{A}}^{-1} (\hat{\mathbf{Z}}_{b, \alpha(\hat{\mathbf{A}}_b)} \hat{\mathbf{A}}^{-1})^k \hat{\mathbf{q}} \right]},$$

where  $\hat{\mathbf{Z}}_{b, \alpha(\hat{\mathbf{A}}_b)} = \hat{\mathbf{A}} - \alpha(\hat{\mathbf{A}}_b) \hat{\mathbf{A}}_b$ . The above quantity can be estimated by Monte Carlo by computing

$$(9.6) \quad \hat{\beta}_N(\hat{\mathbf{A}}) = \frac{\sum_{i=0}^M \sum_{k=0}^{\infty} \omega_{\alpha(\hat{\mathbf{A}}_{b,i})}^N(k) \alpha(\hat{\mathbf{A}}_{b,i})^{-k-2} \hat{\mathbf{q}}_i^T \hat{\mathbf{A}}^{-1} (\hat{\mathbf{Z}}_{b, \alpha(\hat{\mathbf{A}}_{b,i})} \hat{\mathbf{A}}^{-1})^k \hat{\mathbf{q}}_i}{\sum_{i=0}^M \sum_{k=0}^{\infty} \omega_{\alpha(\hat{\mathbf{A}}_{b,i}), *}^N(k) \alpha(\hat{\mathbf{A}}_{b,i})^{-k-2} \hat{\mathbf{q}}_i^T \hat{\mathbf{A}}^{-1} (\hat{\mathbf{Z}}_{b, \alpha(\hat{\mathbf{A}}_{b,i})} \hat{\mathbf{A}}^{-1})^k \hat{\mathbf{q}}_i},$$

where

$$(9.7) \quad \begin{aligned} \hat{\mathbf{A}}_{b,1}, \dots, \hat{\mathbf{A}}_{b,M} &\sim D_{\hat{\omega}} && \text{i.i.d.}, \\ \hat{\mathbf{q}}_1, \dots, \hat{\mathbf{q}}_M &\sim \mathcal{N}(\mathbf{0}, \mathbf{L}) && \text{i.i.d.} \end{aligned}$$

The full algorithm is presented in [Algorithm 9.1](#).

As a final note, we observe that  $\tilde{\beta}_N \rightarrow \beta^*$  as  $N \rightarrow \infty$ . Although we do not prove it in full detail here, we note that this is not difficult to prove – as it is the case that pointwise in  $\hat{\mathbf{A}}$ ,

$$(9.8) \quad \alpha(\hat{\mathbf{A}})^{-2} \sum_{k=0}^{\infty} \omega_{\alpha(\hat{\mathbf{A}})}^N(k) \alpha(\hat{\mathbf{A}})^{-k} \hat{\mathbf{q}}^T \mathbf{A}^{-1} (\hat{\mathbf{Z}}_{\alpha(\hat{\mathbf{A}})} \mathbf{A}^{-1})^k \hat{\mathbf{q}} \rightarrow \hat{\mathbf{q}}^T (\hat{\mathbf{A}}^{-1} \mathbf{A} \hat{\mathbf{A}}^{-1} - \hat{\mathbf{A}}^{-1}) \hat{\mathbf{q}}.$$

Likewise, the term inside the expectation in the denominator of [\(9.1\)](#) converges to  $\hat{\mathbf{q}}^T \hat{\mathbf{A}}^{-1} \mathbf{A} \hat{\mathbf{A}}^{-1} \hat{\mathbf{q}}$ . Therefore, a proof amounts to an interchange of limits, an operation which can be performed by appealing to monotone convergence theorem (for the numerator, two separate invocations for the  $\hat{\mathbf{q}}^T \hat{\mathbf{A}}^{-1} \mathbf{A} \hat{\mathbf{A}}^{-1} \hat{\mathbf{q}}$  and  $-\hat{\mathbf{q}}^T \hat{\mathbf{A}}^{-1} \hat{\mathbf{q}}$  terms).

Unfortunately, we do not believe that the monotonic guarantees of the previous two sections carry over when acceleration is applied. While it is not difficult to prove that the terms underneath the expectations in [\(9.1\)](#) become more accurate point-wise in  $\hat{\mathbf{A}}$  (as we are shifting the base-point of the Taylor expansion closer to the point we are evaluating), it may be possible to construct contrived examples where this produces less accurate estimates of the expectations. However, we strongly believe that in almost all practical use cases, one should expect a significant improvement in accuracy in using this technique, as the reduction in truncation error is extremely substantial.

**10. Numerical Experiments.** In this section, we present numerical experiments to benchmark the above methods. We compare a number of different variations of operator augmentation:

1. **Naive:** Naive solve of the system  $\hat{\mathbf{A}} \hat{\mathbf{x}} = \mathbf{b}$ , by inverting the system directly without modifying the operator  $\hat{\mathbf{A}}$ .
2. **AG (Augmentation):** The method presented in [section 5](#) and [Algorithm 5.1](#), where we take  $\mathbf{R} = \mathbf{B} = \mathbf{I}$  and let the prior on  $\mathbf{b}$  be the standard normal distribution.

---

**Algorithm 9.1** Accel. Shifted Truncated En.-Norm Augmentation (**AST-EAG**)
 

---

**Input:** A right hand side  $\mathbf{b}$ , an operator sample  $\hat{\mathbf{A}} \sim D_{\omega^*}$  with corresponding parameters  $\hat{\omega} \in \Omega$ , a choice of auto-correlation matrix  $\mathbf{R}$  (default to  $\mathbf{R} = \mathbf{I}$ ), a positive definite  $\mathbf{C}$  with  $[\mathbf{R}, \mathbf{C}] = \mathbf{0}$  (default to  $\mathbf{C} = \mathbf{I}$ ), truncation order  $N$ , and sample count  $M$ .

**Output:** An estimate  $\tilde{\mathbf{x}}$  of  $\mathbf{A}^{-1}\mathbf{b}$ .

- 1: Let  $\mathbf{L} = \mathbf{RC}$ .
- 2: Factorize/preprocess  $\hat{\mathbf{A}}$  to precompute  $\hat{\mathbf{A}}^{-1}$  if necessary.
- 3: Draw  $M$  i.i.d. bootstrap samples  $\hat{\mathbf{A}}_{b,1}, \dots, \hat{\mathbf{A}}_{b,M} \sim D_{\hat{\omega}}$ .
- 4: For each  $\hat{\mathbf{A}}_{b,i}$ , perform power method to assign

$$\alpha(\hat{\mathbf{A}}_{b,i}) \leftarrow \lim_{k \rightarrow \infty} \frac{\|(\hat{\mathbf{A}}_{b,i} \hat{\mathbf{A}}^{-1})^k \hat{\mathbf{v}}\|_{\hat{\mathbf{A}}^{-1}}}{\|(\hat{\mathbf{A}}_{b,i} \hat{\mathbf{A}}^{-1})^{k-1} \hat{\mathbf{v}}\|_{\hat{\mathbf{A}}^{-1}}}.$$

- 5: Draw  $M$  i.i.d. bootstrap samples  $\hat{\mathbf{q}}_1, \dots, \hat{\mathbf{q}}_M \sim \mathcal{N}(\mathbf{0}, \mathbf{L})$ .
- 6: Assign

$$\hat{\beta}^* \leftarrow \frac{\sum_{i=0}^M \sum_{k=0}^{\infty} \omega_{\alpha(\hat{\mathbf{A}}_{b,i})}^N(k) \alpha(\hat{\mathbf{A}}_{b,i})^{-k-2} \hat{\mathbf{q}}_i^T \hat{\mathbf{A}}^{-1} (\mathbf{I} - \alpha(\hat{\mathbf{A}}_{b,i}) \hat{\mathbf{A}}_{b,i} \hat{\mathbf{A}}^{-1})^k \hat{\mathbf{q}}_i}{\sum_{i=0}^M \sum_{k=0}^{\infty} \omega_{\alpha(\hat{\mathbf{A}}_{b,i}),*}^N(k) \alpha(\hat{\mathbf{A}}_{b,i})^{-k-2} \hat{\mathbf{q}}_i^T \hat{\mathbf{A}}^{-1} (\mathbf{I} - \alpha(\hat{\mathbf{A}}_{b,i}) \hat{\mathbf{A}}_{b,i} \hat{\mathbf{A}}^{-1})^k \hat{\mathbf{q}}_i},$$

where

$$\omega_{\alpha}^N(k) = \begin{cases} (k+1) - \sum_{j=k}^N (1 - \alpha^{-1})^{j-k} & k \leq N \\ 0 & \text{o.w.} \end{cases}, \quad \omega_{\alpha,*}^N(k) = \begin{cases} k+1 & k \leq N \\ 0 & \text{o.w.} \end{cases},$$

- 7: Clamp  $\hat{\beta}^* \leftarrow \max(0, \hat{\beta}^*)$ .
  - 8: Assign  $\tilde{\mathbf{x}} \leftarrow (\hat{\mathbf{A}}^{-1} - \hat{\beta}^* \hat{\mathbf{A}}^{-1} \mathbf{C}) \mathbf{b}$
  - 9: Return  $\tilde{\mathbf{x}}$ .
- 

3. **EAG** (*Energy-Norm Augmentation*): The method presented in [section 6](#) without any truncation (i.e., computing the augmentation factor  $\beta^*$  in [\(6.5\)](#) directly using bootstrap and Monte-Carlo), where we take  $\mathbf{C} = \mathbf{I}$  and let the prior on  $\mathbf{b}$  be the standard normal distribution.
4. **T-EAG** (*Truncated Energy-Norm Augmentation*): The method presented in [section 7](#). In the numerical results, we test different orders of truncation. The order here denotes the highest power of a bootstrapped matrix sample which appears in the computation for the approximate augmentation factor. Furthermore, we will also test both **soft** (T-EAG-S) and **hard** (T-EAG-H) truncation windows, as discussed in [subsection 7.1](#).
5. **AST-EAG** (*Accel. Shifted Truncated Energy-Norm Augmentation*): The method presented in [section 9](#) and [Algorithm 9.1](#). The order of truncation denotes the highest power of a bootstrapped matrix sample which appears in the computation. Unlike with T-EAG, we will only benchmark the windowing function presented in [8.32](#). Like above, we take we take  $\mathbf{C} = \mathbf{I}$  and let the prior on  $\mathbf{b}$  be the standard normal distribution.

In our numerical experiments, we measure two metrics of error:

1. **R. MSE** (*Relative Mean Squared Error*): This is a normalized version of the error function  $\mathcal{E}^{\text{Bayes}}(\cdot)$  from [\(5.1\)](#) with  $\mathbf{B} = \mathbf{I}$ ,

$$\begin{aligned} \text{R. MSE} &\equiv \frac{\mathcal{E}^{\text{Bayes}}(\tilde{\mathbf{x}})}{\mathbb{E} \|\mathbf{A}^{-1} \mathbf{b}\|_2^2} = \frac{\mathbb{E} \|(\hat{\mathbf{A}}^{-1} - \beta \hat{\mathbf{K}}) - \mathbf{A}^{-1} \mathbf{b}\|_2^2}{\mathbb{E} \|\mathbf{A}^{-1} \mathbf{b}\|_2^2} \\ (10.1) \quad &= \frac{\mathbb{E} \|(\hat{\mathbf{A}}^{-1} - \beta \hat{\mathbf{K}}) - \mathbf{A}^{-1}\|_F^2}{\|\mathbf{A}^{-1}\|_F^2}. \end{aligned}$$

Therefore, this quantity measures both the relative error of  $\tilde{\mathbf{x}}$  from the true solution  $\mathbf{x}$  in  $L^2$ , as well as the relative error from our augmented operator  $\hat{\mathbf{A}}^{-1} - \beta\tilde{\mathbf{K}}$  to the true operator  $\mathbf{A}^{-1}$  in the Frobenius norm. We evaluate this quantity with Monte-Carlo and provide a  $2\sigma$  estimate of the error of the Monte-Carlo procedure.

2. **Rel. EMSE** (*Relative Energy-Norm Mean Squared Error*): This is defined like the above, except it is defined using the Energy norm  $\|\cdot\|_{\mathbf{A}}$ ,

$$(10.2) \quad \text{Rel. EMSE} \equiv \frac{\mathcal{E}_{\mathbf{A}}^{\text{Bayes}}(\tilde{\mathbf{x}})}{\mathbb{E}\|\mathbf{A}^{-1}\mathbf{b}\|_{\mathbf{A}}^2},$$

this quantity may be of more interest than Rel. MSE in many problems, as for many elliptic systems, it more heavily penalizes high-frequency noise.

**10.1. 1D and 2D Poisson Equation on a Noisy Background.** Our first benchmark will be the Poisson equation, given by

$$(10.3) \quad \begin{aligned} \nabla \cdot (a(x)\nabla u(x)) &= b(x), & \text{on } \mathcal{D}, \\ u(x) &= 0, & \text{on } \partial\mathcal{D}, \end{aligned}$$

where  $a(x) > 0$  is a function determined by the physical background of the system. We discretize this equation using finite differences as follows: let  $G_{\mathcal{D}} = (V, E)$  be a regular grid on the domain  $\mathcal{D}$ , with vertices  $V$  and edges  $E$ . Let  $\mathbf{E} \in \mathbb{R}^{V \times E}$  be the (arbitrarily oriented) incidence operator of the grid, i.e.,

$$(10.4) \quad \mathbf{E}_{v,e} = \begin{cases} \pm 1 & v \text{ is incident to } e \\ 0 & \text{otherwise} \end{cases},$$

$\mathbf{E}_{v,e}$  is positive for one of the  $v$  incident to  $e$  and negative for the other. The discrete approximation for the differential operator in (10.3) is given by

$$(10.5) \quad \mathbf{L} = -\mathbf{E}\mathbf{W}\mathbf{E}^T,$$

where  $\mathbf{W} \in \mathbb{R}^{E \times E}$  is a diagonal matrix whose  $e, e$ -th entry is the function  $a$  evaluated at the midpoint of  $e$ .

We suppose that we only have noisy measurements of the physical background, i.e. that the matrix  $\mathbf{W}$  is subject to some randomness, hence, in practice, we only have access to an approximate

$$(10.6) \quad \hat{\mathbf{L}} = -\hat{\mathbf{E}}\hat{\mathbf{W}}\hat{\mathbf{E}}^T,$$

where  $\hat{\mathbf{L}}$  is drawn from a distribution  $D_{\omega^*}$ , where  $\omega^* = (a(x_e))_{e \in E}$ , i.e., the background  $a$  evaluated at all the edge midpoints  $x_e$ . Note, to use the operator augmentation method, one must prescribe a class of distributions  $D_{\omega}$  that we may sample from given background samples  $\omega$ .

In particular, the noisy background model we use for this benchmark perturbs every observation with independent multiplicative noise,

$$(10.7) \quad \hat{\mathbf{W}}_{e,e} = \hat{\omega}_e = \hat{z}_e \omega_e,$$

where  $\hat{z}_e \sim \mathcal{Z}$  i.i.d. for some positive distribution  $\mathcal{Z}$  to be specified. To enforce Dirichlet boundary conditions we solve

$$(10.8) \quad \begin{aligned} \hat{\mathbf{L}}_{\text{int}(G_{\mathcal{D}}), \text{int}(G_{\mathcal{D}})} \mathbf{u}_{\text{int}(G_{\mathcal{D}})} + \hat{\mathbf{L}}_{\text{int}(G_{\mathcal{D}}), \partial G_{\mathcal{D}}} \mathbf{u}_{\partial G_{\mathcal{D}}} &= \mathbf{b}, \\ \mathbf{u}_{\partial G_{\mathcal{D}}} &= 0, \end{aligned}$$

where  $\text{int}(G_{\mathcal{D}}) \subset V$  denotes the interior of the grid  $G_{\mathcal{D}}$  and  $\partial G_{\mathcal{D}} \subset V$  denotes the boundary, and  $\hat{\mathbf{L}}_{A,B}$  for  $A \subset V$  and  $B \subset V$  denotes the  $A, B$ -minor of  $\hat{\mathbf{L}}$ . Hence, this becomes

$$(10.9) \quad \hat{\mathbf{A}}\hat{\mathbf{x}} = \mathbf{b},$$

Method	Order	Window	R. MSE	$\pm 2\sigma$	R. EMSE	$\pm 2\sigma$
<b>Naive</b>	—	—	12%	$\pm 0.0352\%$	55.1%	$\pm 0.1\%$
<b>AG</b>	—	—	0.59%	$\pm 0.0203\%$	24.6%	$\pm 0.448\%$
<b>EAG</b>	—	—	4.32%	$\pm 0.124\%$	20%	$\pm 0.362\%$
<b>T-EAG</b>	2	Soft	4.77%	$\pm 0.155\%$	39.7%	$\pm 0.723\%$
<b>T-EAG</b>	4	Soft	1.26%	$\pm 0.044\%$	21.5%	$\pm 0.39\%$
<b>T-EAG</b>	6	Soft	3.11%	$\pm 0.0946\%$	20.1%	$\pm 0.364\%$
<b>T-EAG</b>	2	Hard	0.79%	$\pm 0.0319\%$	22.9%	$\pm 0.42\%$
<b>T-EAG</b>	4	Hard	2.71%	$\pm 0.0855\%$	20.3%	$\pm 0.367\%$
<b>AST-EAG</b>	2	—	0.798%	$\pm 0.029\%$	22.7%	$\pm 0.406\%$
<b>AST-EAG</b>	4	—	2.88%	$\pm 0.0913\%$	20.2%	$\pm 0.366\%$
<b>AST-EAG</b>	6	—	4.01%	$\pm 0.117\%$	20%	$\pm 0.354\%$

TABLE 10.1

Comparison of augmentation methods for a **1D Poisson problem** on 128 grid points, where  $a(x) = 1$  and  $\hat{z}_e \sim \mathcal{U}\{0.5, 1.5\}$ .

Method	Order	Window	R. MSE	$\pm 2\sigma$	R. EMSE	$\pm 2\sigma$
<b>Naive</b>	—	—	7.52%	$\pm 0.0247\%$	58%	$\pm 0.145\%$
<b>AG</b>	—	—	0.802%	$\pm 0.0317\%$	32.5%	$\pm 0.803\%$
<b>EAG</b>	—	—	6.5%	$\pm 0.189\%$	24.9%	$\pm 0.546\%$
<b>T-EAG</b>	2	Soft	3.28%	$\pm 0.161\%$	46.6%	$\pm 2.75\%$
<b>T-EAG</b>	4	Soft	1.15%	$\pm 0.0384\%$	29.4%	$\pm 0.721\%$
<b>T-EAG</b>	6	Soft	5.22%	$\pm 0.177\%$	25.1%	$\pm 0.524\%$
<b>T-EAG</b>	2	Hard	1.07%	$\pm 0.0385\%$	29.7%	$\pm 0.716\%$
<b>T-EAG</b>	4	Hard	6.27%	$\pm 0.183\%$	25%	$\pm 0.541\%$
<b>AST-EAG</b>	2	—	1.28%	$\pm 0.0435\%$	29%	$\pm 0.801\%$
<b>AST-EAG</b>	4	—	7.04%	$\pm 0.203\%$	24.7%	$\pm 0.507\%$
<b>AST-EAG</b>	6	—	22.9%	$\pm 0.633\%$	31.8%	$\pm 0.586\%$

TABLE 10.2

Comparison of augmentation methods for a **1D Poisson problem** on 128 grid points, where  $a(x) = 1$  and  $\hat{z}_e \sim \Gamma(\mu = 1, \sigma = 0.45)$ .

where  $\hat{\mathbf{A}} = \hat{\mathbf{L}}_{\text{int}(G_{\mathcal{D}}), \text{int}(G_{\mathcal{D}})}$  and  $\mathbf{b}$  is the function  $b(x)$  sampled at the interior vertices of  $G_{\mathcal{D}}$ .

In Table 10.1, Table 10.2, and Table 10.3, we see the results of operator augmentation applied to the above Poisson equation problem. As we can see, all our methods produce a substantial improvement in both relative MSE and relative energy-norm MSE — with AG obtaining the largest reduction in  $L^2$  error and EAG obtaining the largest reduction in energy-norm error, as is to be expected. Moreover, note that the truncated methods T-EAG and AST-EAG quickly approach the efficacy of EAG as one increases the truncation order, with an order of 6 usually being enough to obtain an error comparable to baseline EAG (which requires significantly more computation for large scale problems). Note also, that the energy error of T-EAG is always monotonically decreasing, which agrees with Theorem 7.2. Moreover, note that the error of AST-EAG is not always monotonically decreasing. The unfortunate reality is that, while AST-EAG is guaranteed to converge to EAG as the order becomes large, this convergence may be uneven, and is not guaranteed to be monotonic like T-EAG with a soft window. We also note that the performance of our technique is comparable across different problems (i.e., 1D vs. 2D), as well as across different models of randomness (i.e., discrete vs. gamma).

**10.2. Graph Laplacian Systems with Noisy Edge Weights.** One may extend the model in the above section to general graphs  $G = (V, E)$ . However, convention typically dictates that the Laplacian should be positive definite instead of negative definite, i.e.,

$$(10.10) \quad \hat{\mathbf{L}} = \mathbf{E}\hat{\mathbf{W}}\mathbf{E}^T.$$

Method	Order	Window	R. MSE	$\pm 2\sigma$	R. EMSE	$\pm 2\sigma$
<b>Naive</b>	—	—	6.43%	$\pm 0.105\%$	45.3%	$\pm 0.11\%$
<b>AG</b>	—	—	0.234%	$\pm 0.00974\%$	25%	$\pm 0.64\%$
<b>EAG</b>	—	—	4.31%	$\pm 0.772\%$	20%	$\pm 0.456\%$
<b>T-EAG</b>	2	Soft	2.57%	$\pm 0.465\%$	35.6%	$\pm 0.908\%$
<b>T-EAG</b>	4	Soft	0.876%	$\pm 0.133\%$	21.8%	$\pm 0.504\%$
<b>T-EAG</b>	6	Soft	2.59%	$\pm 0.515\%$	20.3%	$\pm 0.561\%$
<b>T-EAG</b>	2	Hard	0.422%	$\pm 0.039\%$	23.1%	$\pm 0.464\%$
<b>T-EAG</b>	4	Hard	2.13%	$\pm 0.353\%$	20.5%	$\pm 0.519\%$
<b>AST-EAG</b>	2	—	0.845%	$\pm 0.117\%$	22%	$\pm 0.503\%$
<b>AST-EAG</b>	4	—	3.62%	$\pm 0.586\%$	20.1%	$\pm 0.499\%$
<b>AST-EAG</b>	6	—	5.61%	$\pm 0.887\%$	20.2%	$\pm 0.471\%$

TABLE 10.3

Comparison of augmentation methods for a **2D Poisson problem** on  $128 \times 128$  grid points, where  $a(x) = 1$  and  $\hat{z}_e \sim \mathcal{U}\{0.4, 1.6\}$ .




FIG. 10.1. A visualization of the fb-pages-food graph used in our numerical experiments. We give our performance results on this graph in Table 10.4 and Table 10.6.

In this model, we suppose that we are given a weighted graph  $G$ , however that the true edge weights of the graph, denoted by  $w_e$ , are unknown to us – but we have access to a noisy observation  $\hat{w}_e$  of  $w_e$ . Like in the previous setting, we suppose that the observations are independent. Therefore, the diagonal weight matrix  $\hat{\mathbf{W}}$  again has entries given by

$$(10.11) \quad \hat{\mathbf{W}}_{e,e} = \hat{w}_e = \hat{z}_e w_e,$$

where  $\hat{z}_e \sim \mathcal{Z}$  i.i.d. for some distribution  $\mathcal{Z}$  to be specified. Like in the previous example, we solve a Dirichlet problem, arbitrarily selecting approximately six vertices as our boundary  $\partial G$ , whose values we set to zero. Thus,  $\hat{\mathbf{A}} = \hat{\mathbf{L}}_{\text{int}(G), \text{int}(G)}$  with  $\text{int}(G) = V \setminus \partial G$  like before, and we again solve (10.9) with operator augmentation.

We see the results of this computation in Table 10.4 and Table 10.5. The graphs shown are from the Network Repository [8]. We note that the method performs quite similarly on this problem as it does on the grid Laplacian case — this shows that the performance of the method

Method	Order	Window	R. MSE	$\pm 2\sigma$	R. EMSE	$\pm 2\sigma$
<b>Naive</b>	—	—	46.9%	$\pm 0.386\%$	46.2%	$\pm 0.14\%$
<b>AG</b>	—	—	17.5%	$\pm 1.27\%$	19.1%	$\pm 0.464\%$
<b>EAG</b>	—	—	18.1%	$\pm 1.37\%$	19.1%	$\pm 0.502\%$
<b>T-EAG</b>	2	Soft	34.9%	$\pm 2.79\%$	34.6%	$\pm 0.999\%$
<b>T-EAG</b>	4	Soft	18.9%	$\pm 1.1\%$	20%	$\pm 0.433\%$
<b>T-EAG</b>	6	Soft	16.9%	$\pm 1.03\%$	18.6%	$\pm 0.407\%$
<b>T-EAG</b>	2	Hard	20.1%	$\pm 1.11\%$	21%	$\pm 0.438\%$
<b>T-EAG</b>	4	Hard	17.8%	$\pm 1.2\%$	19%	$\pm 0.452\%$
<b>AST-EAG</b>	2	—	20.6%	$\pm 1.18\%$	21.6%	$\pm 0.451\%$
<b>AST-EAG</b>	4	—	18%	$\pm 1.13\%$	19.3%	$\pm 0.431\%$
<b>AST-EAG</b>	6	—	18.2%	$\pm 1.17\%$	19.3%	$\pm 0.449\%$

TABLE 10.4

Comparison of augmentation methods for a **graph Laplacian system**. This particular weighted graph is the fb-pages-food graph [9], visualized in Figure 10.1. In this benchmark we have  $\hat{z}_e \sim \mathcal{U}\{0.5, 1.5\}$ .

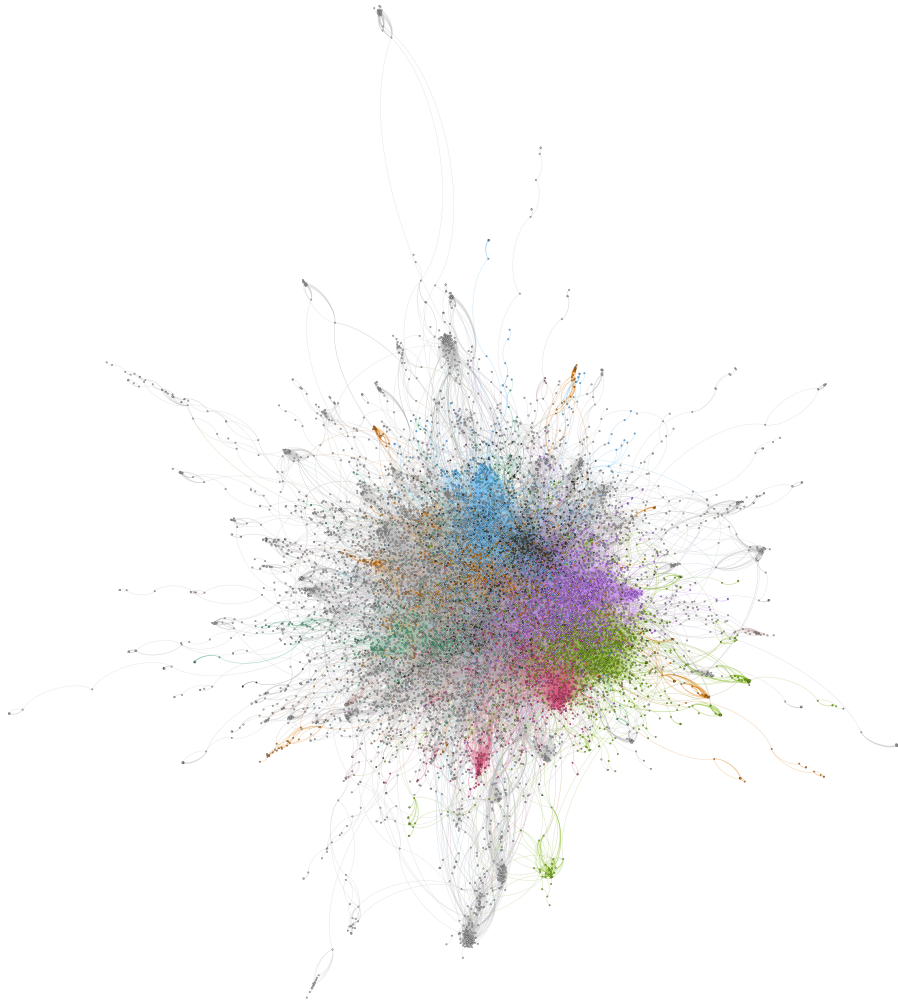


FIG. 10.2. A visualization of the fb-pages-company graph used in our numerical experiments. We give our performance results on this graph in Table 10.4 and Table 10.6.

Method	Order	Window	R. MSE	$\pm 2\sigma$	R. EMSE	$\pm 2\sigma$
<b>Naive</b>	—	—	33.8%	$\pm 3.16\%$	32.4%	$\pm 1.28\%$
<b>AG</b>	—	—	13.3%	$\pm 4.92\%$	16.8%	$\pm 2.22\%$
<b>EAG</b>	—	—	13.7%	$\pm 5.7\%$	16.1%	$\pm 2.15\%$
<b>T-EAG</b>	2	Soft	32.5%	$\pm 17.9\%$	27.8%	$\pm 7.67\%$
<b>T-EAG</b>	4	Soft	18%	$\pm 11.3\%$	18.1%	$\pm 4.78\%$
<b>T-EAG</b>	6	Soft	22.3%	$\pm 12\%$	20.1%	$\pm 4.76\%$
<b>T-EAG</b>	2	Hard	11.8%	$\pm 4.59\%$	15.3%	$\pm 2.18\%$
<b>T-EAG</b>	4	Hard	13.1%	$\pm 4.49\%$	14.9%	$\pm 1.7\%$
<b>AST-EAG</b>	2	—	11.6%	$\pm 4.08\%$	15.8%	$\pm 1.81\%$
<b>AST-EAG</b>	4	—	19.8%	$\pm 5.88\%$	22%	$\pm 2.13\%$
<b>AST-EAG</b>	6	—	35.4%	$\pm 11.3\%$	34.7%	$\pm 4.17\%$

TABLE 10.5

Comparison of augmentation methods for a **graph Laplacian system**. This particular weighted graph is the fb-pages-company graph [9], visualized in Figure 10.2. In this benchmark we have  $\hat{z}_e \sim \mathcal{U}\{0.5, 1.5\}$ .

is consistent across different types of problems.

**10.3. Heat Steady-State with Sparsified Graph Laplacians.** In many areas of computer science, one can use graph sparsification techniques to reduce the complexity of a Laplacian system solve if one is able to tolerate some degree of approximation. These graph sparsification techniques work by randomly selecting some subset of the edges of the graph  $G$  to remove and then re-weighting the remaining edges to obtain a sparsified graph  $\hat{G}$ . We consider the problem of approximating the solution to a Laplacian system on  $G$  using the Laplacian of  $\hat{G}$ . In particular, suppose we are interested in the steady-state heat distribution given by

$$(10.12) \quad (\mathbf{L} + \gamma \mathbf{I})\mathbf{u} = \mathbf{b},$$

where  $\gamma > 0$  is the coefficient of heat decay and  $\mathbf{b}$  is the vector describing heat introduced to the system per unit time. However, we only have access to the topology of the sparsified  $\hat{G}$  and its Laplacian  $\hat{\mathbf{L}}$ . Naively, one could solve

$$(10.13) \quad (\hat{\mathbf{L}} + \gamma \mathbf{I})\hat{\mathbf{u}} = \mathbf{b}.$$

Of course, this naive solution carries a certain amount of error. Note that we can apply operator augmentation to  $\hat{\mathbf{L}} + \gamma \mathbf{I}$  to obtain a more accurate solution.

In particular, for this numerical experiment, we use the sparsification model

$$(10.14) \quad \hat{\mathbf{W}}_{e,e} = \hat{\omega}_e = \hat{z}_e \omega_e$$

where  $\hat{z}_e \sim p^{-1} \text{Ber}(p)$  i.i.d., for  $p \in (0, 1)$ .

We see in Table 10.6 that our methods allow for a substantial reduction in energy-norm mean squared error like in the previous two scenarios. However, this scenario seems to be more difficult for the augmentation process. Particularly, the  $L^2$  reduction is not as high as with previous examples. Regardless, the fact that operator augmentation functions under this regime of noise shows us that operator augmentation is a technique which can be broadly applied to various problems.

**11. Conclusion.** In this paper we have presented a novel method for reducing error in elliptic systems corrupted by noise that requires only a single sample of a corrupted system. We have introduced the AG and EAG methods, as well as the T-EAG and AST-EAG methods for efficiently approximating EAG. Moreover, we have proved multiple important theorems that underlie our methods – this includes the error reduction bound in Theorem 5.1 for the AG method, as well as monotone convergence guarantees Theorem 7.2 and Theorem 8.2 that provide justification and intuition for the T-EAG and AST-EAG methods.



Method	Order	Window	R. MSE	$\pm 2\sigma$	R. EMSE	$\pm 2\sigma$
<b>Naive</b>	—	—	18.5%	$\pm 0.0843\%$	26.2%	$\pm 0.125\%$
<b>AG</b>	—	—	12.6%	$\pm 0.386\%$	16.9%	$\pm 0.613\%$
<b>EAG</b>	—	—	13.8%	$\pm 0.258\%$	16.9%	$\pm 0.38\%$
<b>T-EAG</b>	2	Soft	16.9%	$\pm 0.771\%$	23.7%	$\pm 1.18\%$
<b>T-EAG</b>	4	Soft	12.7%	$\pm 0.448\%$	17.5%	$\pm 0.737\%$
<b>T-EAG</b>	6	Soft	13%	$\pm 0.379\%$	17.2%	$\pm 0.611\%$
<b>T-EAG</b>	2	Hard	14.1%	$\pm 0.528\%$	20.1%	$\pm 0.802\%$
<b>T-EAG</b>	4	Hard	12.2%	$\pm 0.326\%$	16.4%	$\pm 0.498\%$
<b>AST-EAG</b>	2	—	12.6%	$\pm 0.404\%$	17%	$\pm 0.627\%$
<b>AST-EAG</b>	4	—	13.7%	$\pm 0.315\%$	17%	$\pm 0.493\%$
<b>AST-EAG</b>	6	—	15.3%	$\pm 0.318\%$	17.8%	$\pm 0.367\%$

TABLE 10.6

Comparison of augmentation methods for a **sparsified graph Laplacian system**. This particular weighted graph is the fb-pages-food graph [9], visualized in [Figure 10.1](#). In this benchmark we have  $\hat{z}_e \sim \frac{1}{0.75} \text{Ber}(0.75)$  with  $\gamma = 1$ .

Method	Computation	$L^2$	Energy	Convergence	Monotone
<b>Naive</b>	Lowest	—	—	—	—
<b>AG</b>	High	Best	Good	—	—
<b>EAG</b>	High	Good	Best	—	—
<b>T-EAG-S</b>	Low	Good	Better	When $\hat{\mathbf{A}} \prec 2\mathbf{A}$	Always
<b>T-EAG-H</b>	Low	Good	Better+	When $\hat{\mathbf{A}} \prec 2\mathbf{A}$	Empirically
<b>AST-EAG</b>	Moderate	Good-	Better-	Always	No

TABLE 11.1

Comparison of pros/cons of different augmentation methods presented in this paper.  $L^2$  and energy denote reduction in  $L^2$  and energy-norm error respectively. (S) and (H) denote hard and soft windows respectively. Convergence denotes whether or not the method converges to EAG when the order is taken to be large, monotone denotes whether or not the truncated augmentation factors  $\beta_N$  of the method are monotonic.

Furthermore, we have demonstrated in our numerical experiments that the operator augmentation methods we presented are effective in many different scenarios and different noise models – consistently providing a  $2\times$  reduction in energy mean-squared error, and often a significantly higher reduction in  $L^2$  error. We have also shown that T-EAG and AST-EAG converge relatively quickly to EAG, which makes these truncated method good alternatives when solving a large number of matrix systems is computationally intractable.

Our numerical results also make clear the relative benefits and trade-offs of the different augmentation methods; these are seen in [Table 11.1](#). As per these trade-offs, we recommend using EAG if computation is not an issue. If computation is an issue, we recommend using hard-window (or soft-window) T-EAG, depending on the scenario, and if this approximation seems not to be performing well, or the noise distribution is heavy tailed, then we recommend using AST-EAG.

While the operator augmentation framework offers a new approach to reducing error in noisy elliptic systems, there are still a number of interesting avenues for further exploration. The most obvious is, of course, the extension of the operator augmentation framework machinery to the case of asymmetric systems. Unfortunately, while there is nothing preventing one from using the same approach for asymmetric systems, the question of how one would analyze such an algorithm remains open. The machinery developed within does not relatively apply, since the move from symmetric to asymmetric systems breaks a number of core tools used throughout. Since many systems of interest are indeed asymmetric, this is an important direction for future research. In addition, while we leave the optional choice of matrices  $\mathbf{B}$ ,  $\mathbf{R}$ ,  $\mathbf{C}$  up to the reader – it is yet unclear how one should approach making a choice for these optional parameters in general. Finally, to judge the performance of the method in real-world problems, one could apply the techniques we’ve developed within to an application area where elliptic systems are corrupted by randomness —

possible aforementioned applications include structural dynamics [10] or whether modelling [7], among a plethora of others.

**12. Acknowledgements.** The work of L.Y. is partially supported by the National Science Foundation under award DMS1818449 and DMS-2011699.

### Appendix A. Proofs of Miscellaneous Lemmas.

LEMMA A.1 (Löwner Order Inversion). *Suppose that  $\mathbf{A} \in S(\mathbb{R}^n)_+$  and  $\hat{\mathbf{A}} \sim D_{\omega^*}$  such that  $\hat{\mathbf{A}} \in S(\mathbb{R}^n)_+$  almost surely. Moreover, suppose that, in expectation  $\mathbf{A}$  spectrally dominates  $\hat{\mathbf{A}}$ , i.e.,*

$$(4.9) \quad \mathbb{E}[\hat{\mathbf{A}}] \preceq \mathbf{A},$$

*then, matrix inversion inverts the expected Löwner order, i.e.,*

$$(4.10) \quad \mathbb{E}[\hat{\mathbf{A}}^{-1}] \succeq \mathbf{A}^{-1}$$

*Proof.* Consider the exact second order Taylor expansion of the inverse functional on the space of positive definite matrices,

$$(A.1) \quad \hat{\mathbf{A}}^{-1} = \mathbf{A}^{-1} - \mathbf{A}^{-1}(\hat{\mathbf{A}} - \mathbf{A})\mathbf{A}^{-1} + \mathbf{A}_*^{-1}(\hat{\mathbf{A}} - \mathbf{A})\mathbf{A}_*^{-1}(\hat{\mathbf{A}} - \mathbf{A})\mathbf{A}_*^{-1},$$

where  $\mathbf{A}_*$  is a matrix between  $\mathbf{A}$  and  $\hat{\mathbf{A}}$ . Note that the last term is positive semi-definite because  $\mathbf{A}_*$  is positive definite. Therefore,

$$(A.2) \quad \hat{\mathbf{A}}^{-1} \succeq \mathbf{A}^{-1} - \mathbf{A}^{-1}(\hat{\mathbf{A}} - \mathbf{A})\mathbf{A}^{-1}.$$

Taking expectations of both sides and using the fact that  $\mathbb{E}[\hat{\mathbf{A}} - \mathbf{A}] \preceq \mathbf{0}$  yields

$$(A.3) \quad \mathbb{E}[\hat{\mathbf{A}}^{-1}] \succeq \mathbf{A}^{-1} - \mathbf{A}^{-1}\mathbb{E}[\hat{\mathbf{A}} - \mathbf{A}]\mathbf{A}^{-1} \succeq \mathbf{A}^{-1}. \quad \square$$

LEMMA A.2. *Let  $\mathbf{X}, \mathbf{Y} \in S(\mathbb{R}^n)_+$ , and consider the infinite Taylor series for  $\mathbf{X}^{-1}$  about base-point  $\mathbf{Y}$ , i.e.,*

$$(6.8) \quad \mathbf{X}^{-1} \sim \mathbf{Y}^{-1/2} \left[ \sum_{k=0}^{\infty} (-\mathbf{Y}^{-1/2}(\mathbf{X} - \mathbf{Y})\mathbf{Y}^{-1/2})^k \right] \mathbf{Y}^{-1/2}.$$

*This series converges absolutely in the  $L^2$  operator norm to  $\mathbf{X}^{-1}$  when  $\mathbf{X} \prec 2\mathbf{Y}$ . Moreover, the tail of the series vanishes exponentially in  $k$  in the  $L^2$  operator norm.*

*Proof.* Rewrite the series as

$$(A.4) \quad \mathbf{X}^{-1} \sim \mathbf{Y}^{-1/2} \left[ \sum_{k=0}^{\infty} (\mathbf{I} - \mathbf{Y}^{-1/2}\mathbf{X}\mathbf{Y}^{-1/2})^k \right] \mathbf{Y}^{-1/2}. \quad \square$$

The term in brackets is a Neumann series, which is known to converge absolutely in the  $L^2$  norm with exponentially vanishing tail exactly when  $-\mathbf{I} \prec \mathbf{I} - \mathbf{Y}^{-1/2}\mathbf{X}\mathbf{Y}^{-1/2} \prec \mathbf{I}$  (i.e.,  $0 \prec \mathbf{X} \prec 2\mathbf{Y}$ ). Since  $\mathbf{X}$  is positive definite and  $\mathbf{Y}$  is nonsingular, it follows that this is the sum  $\sum_{k=0}^{\infty} (\mathbf{I} - \mathbf{Y}^{-1/2}\mathbf{X}\mathbf{Y}^{-1/2})^k$  converges to  $(\mathbf{Y}^{-1/2}\mathbf{X}\mathbf{Y}^{-1/2})^{-1}$  under the assumptions and the statement follows from there.

LEMMA A.3. *Let  $a_1, a_2, \dots, a_k, \dots \in \mathbb{R}_{\geq 0}$  and  $b_1, b_2, \dots, b_k, \dots \in \mathbb{R}_{\geq 0}$  be two sequences of nonnegative real numbers with  $b_1 > 0$ , and consider the truncated sum ratios*

$$(7.1) \quad \beta_N \equiv \frac{\sum_{k=1}^N a_k}{\sum_{k=1}^N b_k},$$

*then, if it is the case that*

$$(7.2) \quad a_N b_k \geq b_N a_k,$$

*for all  $0 \leq k < N$  (e.g., the ratios  $a_k/b_k$  are monotonically increasing), then the sequence  $\beta_1, \beta_2, \dots, \beta_k, \dots$  is monotonically increasing.*

*Proof.* Consider the following series of equivalent inequalities,

$$\begin{aligned}
 (A.5) \quad & \beta_N \geq \beta_{N-1}, \\
 & \frac{\sum_{k=1}^N a_k}{\sum_{k=1}^N b_k} \geq \frac{\sum_{k=1}^{N-1} a_k}{\sum_{k=1}^{N-1} b_k}, \\
 & \left( \sum_{k=1}^N a_k \right) \left( \sum_{k=1}^{N-1} b_k \right) \geq \left( \sum_{k=1}^N b_k \right) \left( \sum_{k=1}^{N-1} a_k \right), \\
 & \left( a_N + \sum_{k=1}^{N-1} a_k \right) \left( \sum_{k=1}^{N-1} b_k \right) \geq \left( b_N + \sum_{k=1}^{N-1} b_k \right) \left( \sum_{k=1}^{N-1} a_k \right), \\
 & \sum_{k=1}^{N-1} a_N b_k \geq \sum_{k=1}^{N-1} b_N a_k
 \end{aligned}$$

The last inequality above is clearly true because the terms in the sum on the left dominate their corresponding terms on the right. Therefore, the first inequality is also true.  $\square$

LEMMA A.4. Let  $\hat{\mathbf{X}}$  be a random matrix such that  $\hat{\mathbf{X}} \succeq \mathbf{0}$  a.s. For  $j \leq k$  and  $r \geq 0$ , and any matrix  $\mathbf{S}$ , we have that

$$(8.26) \quad \mathbb{E} \left[ \text{tr} \left( \mathbf{S}^T \hat{\mathbf{X}}^j \mathbf{S} \right) \right] \mathbb{E} \left[ \text{tr} \left( \mathbf{S}^T \hat{\mathbf{X}}^k \mathbf{S} \right) \right] \leq \mathbb{E} \left[ \text{tr} \left( \mathbf{S}^T \hat{\mathbf{X}}^{j-r} \mathbf{S} \right) \right] \mathbb{E} \left[ \text{tr} \left( \mathbf{S}^T \hat{\mathbf{X}}^{k+r} \mathbf{S} \right) \right].$$

*Proof.* We make a series of simplifications. The first assumption is that  $\hat{\mathbf{X}}$  is a uniform random variable over a set of (not necessarily distinct) outcomes  $\{\mathbf{X}_1, \dots, \mathbf{X}_N\}$ , i.e., has distribution

$$(A.6) \quad \mathcal{D} = \frac{1}{N} \sum_{i=1}^N \delta_{\mathbf{X}_i},$$

where  $\delta_{\mathbf{X}_k}$  is the delta distribution supported at  $\mathbf{X}_k$ . Since any continuous distribution can be approximated by a series of discrete distributions of this above form, it suffices to prove the statement for discrete distributions of the form above. Under this assumption, the inequality (8.26) becomes

$$(A.7) \quad \sum_{i,l} \text{tr} \left( \mathbf{S}^T \mathbf{X}_i^j \mathbf{S} \right) \text{tr} \left( \mathbf{S}^T \mathbf{X}_l^k \mathbf{S} \right) \leq \sum_{i,l} \text{tr} \left( \mathbf{S}^T \mathbf{X}_i^{j-r} \mathbf{S} \right) \text{tr} \left( \mathbf{S}^T \mathbf{X}_l^{k+r} \mathbf{S} \right).$$

Therefore, it suffices to consider individual pairs  $\{i, l\}$  under the sum and show that for any  $\mathbf{A}, \mathbf{B} \succeq \mathbf{0}$ ,

$$\begin{aligned}
 (A.8) \quad & \text{tr} \left( \mathbf{S}^T \mathbf{A}^j \mathbf{S} \right) \text{tr} \left( \mathbf{S}^T \mathbf{B}^k \mathbf{S} \right) + \text{tr} \left( \mathbf{S}^T \mathbf{B}^j \mathbf{S} \right) \text{tr} \left( \mathbf{S}^T \mathbf{A}^k \mathbf{S} \right) \\
 & \leq \text{tr} \left( \mathbf{S}^T \mathbf{A}^{j-r} \mathbf{S} \right) \text{tr} \left( \mathbf{S}^T \mathbf{B}^{k+r} \mathbf{S} \right) + \text{tr} \left( \mathbf{S}^T \mathbf{B}^{j-r} \mathbf{S} \right) \text{tr} \left( \mathbf{S}^T \mathbf{A}^{k+r} \mathbf{S} \right).
 \end{aligned}$$

Let  $\lambda_i(\mathbf{A})$  and  $\lambda_i(\mathbf{B})$  denote the eigenvalues of  $\mathbf{A}, \mathbf{B}$  respectively. Note that

$$(A.9) \quad \text{tr} \left( \mathbf{S}^T \mathbf{A}^j \mathbf{S} \right) = \sum_i s_i \lambda_i(\mathbf{A})^j,$$

for some  $s_i \geq 0$ . Therefore, (A.8) amounts to

$$\begin{aligned}
 (A.10) \quad & \sum_{i,l} s_i s'_l \left[ \lambda_i(\mathbf{A})^j \lambda_l(\mathbf{B})^k + \lambda_i(\mathbf{B})^j \lambda_l(\mathbf{A})^k \right] \\
 & \leq \sum_{i,l} s_i s'_l \left[ \lambda_i(\mathbf{A})^{j-r} \lambda_l(\mathbf{B})^{k+r} + \lambda_i(\mathbf{B})^{j-r} \lambda_l(\mathbf{A})^{k+r} \right].
 \end{aligned}$$

Since  $s_i$  and  $s'_i$  are non-negative, it therefore suffices to prove that for any non-negative  $a, b \geq 0$ ,

$$(A.11) \quad a^j b^k + b^j a^k \leq a^{j-r} b^{k+r} + b^{j-r} a^{k+r}$$

To prove (A.11), define the function

$$(A.12) \quad C_{a,b,s}(\Delta) = a^{s-\Delta} b^{s+\Delta} + b^{s-\Delta} a^{s+\Delta} = 2a^s b^s \cosh(\Delta \log(a/b)) .$$

If we take  $s = (k+j)/2$ , the claim (A.11) can be rephrased as

$$(A.13) \quad C_{a,b,s}\left(\frac{k-j}{2}\right) \leq C_{a,b,s}\left(\frac{k-j}{2} + r\right) ,$$

so it suffices to prove  $C_{a,b,s}$  is monotonic in  $\Delta$  for  $\Delta \geq 0$  — and this follows from the fact that  $\cosh(x)$  is monotonically increasing for  $x \geq 0$  and monotonically decreasing for  $x \leq 0$ .  $\square$

### Appendix B. Source Code.

For reproducibility and reference purposes, we provide two implementations of the algorithms presented in this paper. One of them is written in Python:

<https://github.com/UniqueUpToPermutation/OperatorAugmentationPython>,

and the other is written in C++:

<https://github.com/UniqueUpToPermutation/OperatorAugmentationCPP>.

We used the C++ version to produce the results presented in this paper.

### REFERENCES

- [1] G. W. ANDERSON, A. GUIONNET, AND O. ZEITOUNI, *An introduction to random matrices*, vol. 118, Cambridge university press, 2010.
- [2] E. J. CANDÈS AND Y. PLAN, *Matrix completion with noise*, Proceedings of the IEEE, 98 (2010), pp. 925–936.
- [3] C. DAVIS AND W. M. KAHAN, *The rotation of eigenvectors by a perturbation. iii*, SIAM Journal on Numerical Analysis, 7 (1970), pp. 1–46.
- [4] W. JAMES AND C. STEIN, *Estimation with quadratic loss*, in Breakthroughs in statistics, Springer, 1992, pp. 443–460.
- [5] R. KESHAVAN, A. MONTANARI, AND S. OH, *Matrix completion from noisy entries*, in Advances in neural information processing systems, 2009, pp. 952–960.
- [6] Y. MARZOUK, T. MOSELHY, M. PARNO, AND A. SPANTINI, *An introduction to sampling via measure transport*, arXiv preprint arXiv:1602.05023, (2016).
- [7] T. PALMER, G. SHUTTS, R. HAGEDORN, F. DOBLAS-REYES, T. JUNG, AND M. LEUTBECHER, *Representing model uncertainty in weather and climate prediction*, Annu. Rev. Earth Planet. Sci., 33 (2005), pp. 163–193.
- [8] R. A. ROSSI AND N. K. AHMED, *The network data repository with interactive graph analytics and visualization*, in AAAI, 2015, <http://networkrepository.com>.
- [9] B. ROZEMBERCZKI, R. DAVIES, R. SARKAR, AND C. SUTTON, *Gemsec: Graph embedding with self clustering*, in Proceedings of the 2019 IEEE/ACM International Conference on Advances in Social Networks Analysis and Mining 2019, ACM, 2019, pp. 65–72.
- [10] C. SOIZE, *A comprehensive overview of a non-parametric probabilistic approach of model uncertainties for predictive models in structural dynamics*, Journal of sound and vibration, 288 (2005), pp. 623–652.
- [11] E. M. STEIN AND R. SHAKARCHI, *Fourier analysis: an introduction*, vol. 1, Princeton University Press, 2011.
- [12] T. TAO, *Topics in random matrix theory*, vol. 132, American Mathematical Soc., 2012.
- [13] D. XIU AND J. S. HESTHAVEN, *High-order collocation methods for differential equations with random inputs*, SIAM Journal on Scientific Computing, 27 (2005), pp. 1118–1139.
- [14] D. XIU AND G. E. KARNIADAKIS, *The wiener-askey polynomial chaos for stochastic differential equations*, SIAM journal on scientific computing, 24 (2002), pp. 619–644.