

Review of experiments on the chiral anomaly in Dirac-Weyl semimetals

N. P. Ong and Sihang Liang

Department of Physics, Princeton University, Princeton, NJ 08544

(Dated: October 20, 2020)

We provide a review of recent experimental results on the chiral anomaly in Dirac/Weyl semimetals. After a brief introduction, we trace the steps leading to the prediction of materials that feature protected 3D bulk Dirac nodes. The chiral anomaly is presented in terms of charge pumping between the chiral Landau levels of Weyl fermions in parallel electric and magnetic fields. The related chiral magnetic effect and chiral zero sound are described. Current jetting effects, which present major complications in experiments on the longitudinal magnetoresistance, are carefully analyzed. We describe a recent test that is capable of distinguishing these semiclassical artifacts from intrinsic quantum effects. Turning to experiments, we review critically the longitudinal magnetoresistance experiments in the Dirac/Weyl semimetals Na_3Bi , GdPtBi , ZrTe_5 and TaAs . Alternate approaches to the chiral anomaly, including experiments on non-local transport, thermopower, thermal conductivity and optical pump-probe response are reviewed. In the Supplement, we provide a brief discussion of the chiral anomaly in the broader context of high energy physics and relativistic quantum field theory, as well the anomaly's starring role at the nexus of quantum physics and differential geometry.

I. INTRODUCTION

In the past 2 decades, research on Dirac electrons in semimetals has grown rapidly into a major field of activity, especially in topological quantum matter. Initially, the focus was on the protected two-dimensional (2D) Dirac states in graphene and on the surfaces of topological insulators (TIs). In 2011-2012, the publication of Refs. [1–5] caused a sea change that shifted research from TIs towards Dirac/Weyl semimetals. The search culminated in the discovery of the Dirac semimetals Na_3Bi [6] and Cd_3As_2 , followed by the Weyl semimetals TaAs and NbAs (Sec. II). The realization of 3D Dirac states in semimetals revived intense interest in the chiral anomaly [7, 8] and its observability in crystals [9–13].

In quantum field theory (QFT), an anomaly [14–16] is the breaking of a classically allowed symmetry when quantum effects are turned on (see Supplementary Information Sec. VIII). The chiral (or axial) anomaly – the first example discovered [7, 8] – remains the most investigated experimentally. In the massless limit, the Lagrangian of Dirac fermions splits into two independent parts describing right-handed and left-handed massless fermions. Conservation of chiral symmetry implies that the two populations N_R and N_L are separately conserved. However, coupling of the fermions to a vector gauge field (the electromagnetic field) breaks the chiral symmetry, resulting in the appearance of the anomaly term. In 1968 the difficulty of calculating the decay rate of the neutral pion π^0 was resolved by the discovery of the triangular anomaly diagram by Adler [7] and Bell and Jackiw [8]. Subsequently, anomalies have appeared in diverse phenomena occurring at vastly different energy scales (see Supplementary Information for details). In 1983, Nielsen and Ninomiya [9] proposed that the chiral anomaly should be observable in crystals as a large, negative longitudinal magnetoresistance (LMR).

The discovery of Dirac and Weyl semimetals led to a

surge of experiments investigating the LMR (Sec. V). The findings fall into two groups with distinct features. In the semimetals Na_3Bi and GdPtBi , which have low carrier mobilities, the negative LMR is very large (25 to 500%) and monotonic, settling down to a constant in high magnetic field \mathbf{B} . In the second group, comprised of the Weyl semimetals TaAs and NbAs , which have very high mobilities, the LMR is strongly non-monotonic; it is weakly negative (0.1 to 2%) in small B but becomes positive above 1 T. Inconsistencies soon raised strong concerns that the observed LMR in the second group is an artifact caused by B -induced inhomogeneous current flow known as current jetting (Sec. IV). Recently, Liang *et al.* [17] proposed a test that distinguishes the intrinsic LMR from current jetting artifacts. The test confirms that the negative LMR is intrinsic in the first group but artificial in the second (closely similar to LMR results in bulk Bi and InAs). We review the results in Sec. V, as well as other experimental approaches to the chiral anomaly (Sec. VI). A recent review of Dirac semimetals complementary to our review is Ref. [18].

The acronyms used are ABJ (Adler Bell Jackiw) ARPES (angle-resolved photoemission spectroscopy), CME (chiral magnetic effect), CVD (chemical vapor deposition), CZS (chiral zero sound), IS (inversion symmetry), LL0 (Landau level with $n = 0$), LMR (longitudinal magnetoresistance), QCD (quantum chromodynamics), QFT (quantum field theory), SdH (Shubnikov de Haas), TI (topological insulator), TRI (time-reversal invariance), and TRIM (time-reversal invariant momenta).

II. SYMMETRY PROTECTION AND WEYL NODES

Initially, the search for materials with protected 3D Dirac and Weyl states [1–5] focussed on the two symmetries, time-reversal invariance (TRI) and inversion sym-

metry (IS). These are sufficient to protect 3D Dirac nodes that are located at the time-reversal invariant momenta (TRIM) \mathbf{K} (which satisfy $\mathbf{K} = -\mathbf{K} + \mathbf{G}$ with \mathbf{G} a reciprocal lattice vector). The predicted materials, notably β -cristobalite BiO_2 [5], are unfortunately unstable.

[To illustrate protection by TRI at a TRIM \mathbf{K} , we take $\Psi_{\mathbf{K}}$ and $\Phi_{\mathbf{K}}$ to be 2-spinor eigenstates at \mathbf{K} that are time-reversed partners. Then by the Kramers theorem, they must be orthogonal, i.e. $\langle \Psi_{\mathbf{K}}, \Phi_{\mathbf{K}} \rangle = 0$. If V is a weak potential that is invariant under TR, the matrix element $\langle \Psi_{\mathbf{K}}, V \Phi_{\mathbf{K}} \rangle$ also vanishes by the same argument. Hence TRI protects the node at \mathbf{K} against gap formation induced by V .]

Subsequently, it was realized that including point-group symmetry confers protection of Dirac nodes anywhere along a symmetry axis (e.g. the rotation axis of \mathcal{C}_n , with $n = 3, 4, 6$). Freeing the node from a TRIM led to the prediction (Wang *et al.* [6]) that the two semimetals Na_3Bi [6] and Cd_3As_2 are Dirac semimetals protected by symmetry under \mathcal{C}_3 and \mathcal{C}_4 rotations, respectively.

In the case of Na_3Bi (Sec. V A), the workhorse for the chiral anomaly, Wang *et al.* showed that, with the choice of basis for the 4-spinor

$$\hat{\Psi} = (|S, +\rangle, |P, +\rangle, |S, -\rangle, |P, -\rangle)^T \quad (1)$$

(where $[\dots]^T$ indicates transpose, and \pm refer to the z component of J_z), the linearized Hamiltonian close to the Dirac node at \mathbf{k}_{D+} splits into two 2×2 blocks given by

$$H(\mathbf{q}) = v_F \begin{pmatrix} \beta q_z & q_+ & 0 & 0 \\ q_- & -\beta q_z & 0 & 0 \\ 0 & 0 & \beta q_z & -q_- \\ 0 & 0 & -q_+ & -\beta q_z \end{pmatrix}, \quad (2)$$

where $\beta < 1$ is the velocity anisotropy and $\mathbf{q} = \mathbf{k} - \mathbf{k}_{D+}$.

The upper and lower blocks are compactly written as

$$\begin{aligned} H_- &= v_F(q_x \tau_x - q_y \tau_y + \beta q_z \tau_z), \\ H_+ &= v_F(-q_x \tau_x - q_y \tau_y + \beta q_z \tau_z), \end{aligned} \quad (3)$$

where $\{\tau_i\}$ are Pauli matrices acting in the orbital subspace (S, P).

H_{\mp} represent Weyl nodes of chirality $\chi = \mp$ (χ is the determinant of the velocity matrix \tilde{V}_{\pm}/v_F defined by the relation $H_{\pm} = \mathbf{q} \cdot \tilde{V}_{\pm} \cdot \boldsymbol{\tau}$.)

In zero magnetic field, the two Weyl nodes coincide in \mathbf{k} space. If TRI is broken in finite \mathbf{B} , the Zeeman energy leads to their separation. A characteristic of Weyl states is that the $n = 0$ Landau level is chiral. As discussed in Sec. III A, in an applied \mathbf{E} , the chiral anomaly is predicted for carriers occupying the $n = 0$ level.

A detailed symmetry analysis of space group symmetries that can protect 3D Dirac nodes has been reported by Yang and Nagaosa [19]. With the choice for the inversion operator $\mathcal{P} = \tau_z$, they show how the distinct eigenvalues of the point-group rotation \mathcal{C}_n protect the Dirac nodes for $n = 3$ (Na_3Bi) and $n = 4$ (Cd_3As_2). The distinct values of the eigenvalues implies that all matrix

elements formed between states in the conduction and valence bands must vanish. If $\mathcal{P} = \tau_x$ (the case of β - BiO_2), the Dirac node is pinned at a TRIM. The remaining case $\mathcal{P} = \mathbf{1}$ has not yet led to a candidate.

III. LANDAU QUANTIZATION AND CHIRAL ANOMALY

A. Chiral Anomaly

Following the publication of Ref. [1], several approaches for detecting the chiral anomaly were proposed [3, 10–13]. We review the approach that exploits the chiral nature of the lowest Landau level in 3D bulk Weyl fermions.

In a strong magnetic field $\mathbf{B} \parallel \hat{\mathbf{z}}$, the bulk electronic states in a conventional semimetal are quantized into Landau levels (LL) indexed by $n = 0, 1, 2, \dots$. For each of the LLs, the energy disperses as $E(n, k_z) = (\hbar k_z)^2 / 2m_z$ where m_z is the effective mass for dispersion $\parallel \hat{\mathbf{z}}$.

A distinguishing feature of Weyl nodes is that the LL with $n = 0$ (hereafter called LL0) is chiral, i.e. $E(0, k_z) = \pm v_F k_z$ (Fig. 1a). For the Weyl node with $\chi = +1$, the slope is positive, i.e. the velocity $\mathbf{v} \parallel \mathbf{B}$, whereas for $\chi = -1$, $\mathbf{v} \parallel -\mathbf{B}$. Hence, when B exceeds B_Q (the field at which the chemical potential μ enters the LL0), we have two independent populations N_L and N_R of massless left- and right-moving massless fermions. Because they do not intermix, their respective current densities \mathbf{J}_R and \mathbf{J}_L are independently conserved. Hence the total current density $\mathbf{J} = \mathbf{J}_L + \mathbf{J}_R$ and difference current density $\mathbf{J}^5 = \mathbf{J}_L - \mathbf{J}_R$ are also conserved, viz.

$$\partial_t \rho + \nabla \cdot \mathbf{J} = 0, \quad \partial_t \rho^5 + \nabla \cdot \mathbf{J}^5 = 0, \quad (4)$$

where ρ and ρ^5 are the respective charge densities (superscripts ⁵ reflect the chirality matrix γ_5 (Sec. VIII)). This represents chiral symmetry of massless fermions in the LL0.

Application of an electric field $\mathbf{E} \parallel \mathbf{B} \parallel \hat{\mathbf{z}}$ causes the population of the branch moving down the potential incline (say N_R) to increase while the uphill branch decreases at the same rate – the chiral symmetry is broken by coupling to \mathbf{E} and \mathbf{B} . The “pumping rate” dN^5/dt is the product of the 2D density of states $\mathcal{D}_0 = L^2 / (2\pi \ell_B^2)$ of the LL0 and the rate of increase of available states driven by \mathbf{E} , $dn/dt = (L/2\pi) dk_z/dt$ (where L^3 is the sample volume and $\ell_B = \sqrt{\hbar/eB}$ the magnetic length). We have

$$\frac{1}{L^3} \frac{dN^5}{dt} = \frac{1}{2\pi \ell_B^2} \frac{1}{2\pi} \frac{eE}{\hbar} = \frac{e^2}{4\pi^2 \hbar^2} \mathbf{E} \cdot \mathbf{B} \equiv \mathcal{A}. \quad (5)$$

The anomaly term \mathcal{A} acts like a source term that ruins conservation of the current \mathbf{J}^5 , which we express as

$$\partial_t \rho^5 + \nabla \cdot \mathbf{J}^5 = \mathcal{A}, \quad (6)$$

where $\rho^5 = N^5/L^3$. Equation 6, which represents the chiral anomaly in a semimetal, implies the emergence of a new axial charge current that strongly enhances the conductivity σ_{zz} if the axial relaxation time τ_A greatly exceeds τ_0 , the conventional transport lifetime. The enhancement is observable as a large, negative LMR ($\mathbf{B} \parallel \mathbf{E}$).

B. Chiral Magnetic Effect and Zero Sound

Although they share a common origin, the chiral anomaly is distinct from the “chiral magnetic effect” (CME) [20, 21] which predicts that a magnetic field \mathbf{B} applied to a Weyl semimetal (with $\mathbf{E} = \mathbf{0}$) spontaneously generates an axial charge current $\parallel \mathbf{B}$ or $-\mathbf{B}$, depending on the chirality χ . In condensed matter, the appearance of a DC (transport) current driven by an applied \mathbf{B} acting alone violates the laws of thermodynamics. Franz and collaborators [22] have shown that the CME vanishes in calculations that are properly regularized. The CME by itself cannot exist in magnetoresistance experiments.

The CME may have experimental consequences when the system is periodically driven off equilibrium at high frequencies. Song and Dai [23] have predicted that, in a Weyl semimetal with 2 or more pairs of Weyl nodes, there exists a collective mode in which each Weyl FS executes a breathing mode with a specific phasing between nodes. Unlike a plasmon, this mode displays a gapless, linear dispersion because local charge densities and currents rigorously vanish everywhere at all times. They call the collective mode chiral zero sound (CZS). The simplest example is sketched in Fig. 1d. The 2 pairs of Weyl nodes are symmetrically arrayed in the k_x - k_y plane with $\mathbf{B} \parallel \mathbf{k}_z$. As shown, nodes with positive chirality ($\chi = 1$, blue) disperse with velocity $\mathbf{v} \parallel \mathbf{B}$, whereas nodes with $\chi = -1$ (pink) disperse with $\mathbf{v} \parallel -\mathbf{B}$.

At an instant in the breathing cycle, the local chemical potential μ_{loc} lies above E_F in the 2 nodes drawn with larger k_F in Fig. 1d, whereas μ_{loc} lies below E_F for the nodes with smaller k_F . The occupation factor in each node is indicated by thick lines in the accompanying dispersion sketches. With this phasing, it is clear that the charge currents cancel pairwise between the 4 nodes. Deviations of the charge density from equilibrium also cancel. The cancellations allow the mode to propagate as an acoustic wave. The CZS may contribute strongly to both the heat capacity and the thermal conductivity at low T (Sec. VI C).

IV. CURRENT JETTING ARTIFACTS

In high-mobility semimetals, longitudinal magnetoresistance experiments are greatly complicated by artifacts caused by current jetting. We assume that the current density $\langle \mathbf{J} \rangle$ (spatially averaged over the sample) is $\parallel \mathbf{B} \parallel \hat{\mathbf{x}}$. The cyclotronic motion of the carriers in the

y - z plane causes the transverse conductivities σ_{yy} and σ_{zz} to decrease as $1/(\mu_e B)^2$, whereas the longitudinal conductivity σ_{xx} is unaffected. The anisotropy results in pronounced concentration of \mathbf{J} into a narrow jet aligned with \mathbf{B} and a corresponding reduction at the edges parallel to $\hat{\mathbf{x}}$. Hence, the voltage drop detected at the edge decreases, masquerading as a negative LMR even though σ_{xx} is unchanged.

In the low-mobility semimetals Na_3Bi and GdPtBi with $\mu_e \sim 1,000$ to $2,600 \text{ cm}^2/\text{Vs}$, the effects of current jetting are still observable, but they introduce a relatively weak distortion that can be corrected for. However, in the Weyl semimetals TaAs , NbAs and NbP , all of which have very high carrier mobilities ($\mu_e > 100,000 \text{ cm}^2/\text{Vs}$), the fractional change in the observed negative LMR signal is typically very small (0.1 to 2 %) and confined to weak B ($\pm 0.5 \text{ T}$). At larger B , the MR becomes strongly positive. Frequently, changing the voltage contact placements reverses the sign of the low- B LMR, consistent with an extrinsic origin for the observed LMR.

Using numerical simulations of $\mathbf{J}(\mathbf{x})$ in a longitudinal \mathbf{B} , Liang *et al.* [17] devised a “squeeze” test that reveals when current jetting artifacts present a serious concern. The test is based on simultaneous measurements of the maximum and minimum values attained by $J_x(x, y, z)$ in the y - z plane. The sample is cut in the shape of a thin, square plate with side $a \gg c$, the thickness (Fig. 1b). Small current injection pads (of diameter $d \simeq c$) are placed in the centers of two opposing edges. The line ($\parallel \hat{\mathbf{x}}$) joining the pads is called the spine. Numerical simulations reveal that, under current jetting, J_x is strongly peaked along the spine and suppressed at the edges (Fig. 1c). Using local voltage contact pairs, the minimum and maximum values of J_x are measured vs. B to yield the effective resistances $R_{edge}(B)$ and $R_{spine}(B)$, respectively. Liang *et al.* showed that, in Na_3Bi and GdPtBi , R_{edge} and R_{spine} both decrease with increasing B , which verifies that the decrease in ρ_{xx} is intrinsic and current jetting effects are subdominant (Secs. V A and V B).

In contrast, R_{edge} and R_{spine} in high-mobility Bi show divergent field profiles; even at 100 K, R_{edge} decreases to values very close to zero while R_{spine} increases steeply by a factor of 100 (see Fig. 2 in Ref. [17]). The divergent trends are artifacts arising from strong focussing of the jet along the spine. The test has also been applied to TaAs (Sec. V D).

A rule of thumb is to compare B_Q with B_{cyc} , the field at which $\mu_e B$ exceeds ~ 5 . If $B_{cyc} < B_Q$, the steep growth of current-jetting artifacts effectively precludes reliable observation of any intrinsic LMR in the quantum limit.

V. CHIRAL ANOMALY IN MAGNETORESISTANCE

A. The Dirac semimetal Na₃Bi

The Dirac semimetal Na₃Bi crystallizes in the hexagonal $P6_3/mmc$ phase (D_{6h}^4). The conduction band is primarily derived from the Na-3s states while the upper-most valence band is derived from Bi-6 $p_{x,y}$ states [6]. The strong spin-orbit coupling (SOC) causes the Na-3s band to lie below Bi-6 $p_{x,y}$ by ~ 0.7 eV. In addition, SOC lifts the heavy-hole band $|P, \pm \frac{3}{2}\rangle$ above the light-hole band $|P, \pm \frac{1}{2}\rangle$. The resulting band crossings lead to Dirac nodes at $\mathbf{k}_D^\pm = (0, 0, \pm 0.26\pi/c)$ along the z axis (Γ -A). Because the S and P bands transform under C_3 with different irreducible representations and TRI is preserved, the nodes are protected against gap formation. At energies near the node energy E_0 , it is sufficient to retain the states [6]

$$|S^+, \pm \frac{1}{2}\rangle, \quad |P^-, \pm \frac{3}{2}\rangle \quad (7)$$

which are bonding and antibonding combinations of orbitals centered at the two Na ions (for S) and Bi ions (for P) with parity eigenvalues \pm .

As described in Sec. II, the breaking of TRI in applied \mathbf{B} splits each Dirac node into 2 Weyl nodes of opposite chirality χ . Under Landau quantization, the Landau level at $n = 0$ (LL0) is strictly chiral, dispersing either $\parallel \mathbf{B}$ or $-\mathbf{B}$ depending on χ . The existence of only 2 Dirac nodes with E_0 very close to E_F and the absence of other (spectator) bands at E_F make Na₃Bi a very attractive platform to search for the chiral anomaly despite its hyper-sensitivity to moist air.

Notably, in samples with low Na vacancies, E_F lies just below E_0 . As T decreases from 300 K, the resistivity ρ rises monotonically by a factor of ~ 20 to saturate at 21 m Ω cm below 20 K, with Hall density $n_H \sim 1 \times 10^{17}$ cm⁻³ and mobility $\mu_e \sim 2,600$ cm²/Vs [24]. The distinctly non-metallic profile is also observed in GdPtBi. The weak SdH oscillations observed vs. B indicate that the LL0 is entered at ~ 6 T.

When \mathbf{B} is aligned with $\langle \mathbf{J} \rangle \parallel \hat{\mathbf{x}}$, negative LMR becomes apparent at ~ 100 K (Fig. 2a). At 4.5 K, ρ_{xx} undergoes a 6-fold decrease before saturating above 8 T, consistent with the appearance of the chiral anomaly (Xiong *et al.* [24]). The low mobility (2,600 cm²/Vs) implies that current jetting artifacts should only appear above 11 T [17]. Comparison of the observed $\sigma_{xx} \sim B^2$ in weak B with the Son-Spivak expression yields an estimate of the axial relaxation time $\tau_a \sim 40$ -60 τ_0 , the transport lifetime at $B = 0$.

By tilting \mathbf{B} in the x - z plane (at an angle θ to \mathbf{E}) as well as in the azimuthal x - y plane (angle ϕ), Xiong *et al.* observed that the conductance enhancement $\Delta\sigma_{xx}(B, \theta, \phi)$ assumes the form of a collimated “plume” with axis parallel to $\langle \mathbf{J} \rangle$ (Fig. 2b). Displayed as a polar plot, the angular width at 2 T is closer to the form

$\Delta\sigma_{xx} \sim \cos^4 \theta$ (or $\cos^4 \phi$) instead of $\cos^2 \theta$.

Applying the squeeze test (Sec. IV) to Na₃Bi, Liang *et al.* observed [17] that both resistances R_{spine} and R_{edge} decrease monotonically with increasing B (applied $\parallel \langle \mathbf{J} \rangle$), confirming that the negative LMR is intrinsic. However, the curve of $R_{spine}(B)$ consistently lies above $R_{edge}(B)$. Moreover, $R_{spine}(B)$ displays a broad minimum near 10 T followed by a gradual increase at larger B as shown in (Fig. 2c) (this reflects the competition between the intrinsic LMR and current jetting effects which are seen above 10 T). Both features are striking evidence that, despite the low mobility, current jetting effects can still produce observable distortions. Comparing the measured curves against numerical simulations, Liang *et al.* showed that it is possible to remove the distortions to extract the intrinsic curve $R_{int}(B)$, which is sandwiched between $R_{spine}(B)$ and $R_{edge}(B)$ (Fig. 2d). The inferred $R_{int}(B)$ reveals that the chiral anomaly leads to a 10-fold decrease in ρ_{xx} , which implies that the axial lifetime τ_A is $10\times$ longer than the Drude lifetime τ_0 at $B = 0$. This is currently the most reliable measurement of the ratio τ_A/τ_0 by dc transport. As seen in Fig. 2d, R_{int} settles down to a B -independent value in the LL0 ($B > 8$ T).

This convolution suggests that current jetting distortions may be responsible for the unexpectedly narrow angular width of $\Delta\sigma_{xx}(\theta, \phi)$. Extension to the more elaborate angular MR experiments in tilted \mathbf{B} has not been attempted.

B. The Half-Heusler GdPtBi

The unit cell of the half-Heusler GdPtBi is comprised of Pt-Gd tetrahedra arrayed in the zincblende structure. The low-lying states involve only the Bi 6 p and Pt 4s bands $|j, m_j\rangle = |\frac{3}{2}, \pm \frac{1}{2}\rangle$ and $|\frac{3}{2}, \pm \frac{3}{2}\rangle$, which are 4-fold degenerate at energy E_0 at the Γ point. In zero H , the lattice symmetry T_d together with TRI protects the 4-fold degeneracy [25, 26]. In addition to being air-stable, GdPtBi has the advantage that a slight off-stoichiometry during growth (or doping with Au) can shift E_F from below E_0 to above.

A magnetic field \mathbf{B} lifts the 4-fold degeneracy via the Zeeman energy [26]. The larger Zeeman gap in $|\frac{3}{2}, \pm \frac{3}{2}\rangle$ ($3\times$ that in $|\frac{3}{2}, \pm \frac{1}{2}\rangle$) leads to band crossings that define Weyl nodes separated in \mathbf{k} space. Hirschberger *et al.* [25] observed a large negative LMR when \mathbf{H} is aligned with $\langle \mathbf{J} \rangle$.

The curves of ρ_{xx} vs. B at fixed T measured with $\mathbf{B} \parallel \langle \mathbf{J} \rangle$ (Fig. 3a) bear a close resemblance to those in Na₃Bi. As T is lowered from 200 K, the LMR begins to display a prominent negative trend at 125 K. The curve at 6 K displays a steep decrease of ρ_{xx} by a factor of 5 between 0 and 14 T. The angular dependence of the curves of $\rho_{xx}(B)$ was mapped out in detail for \mathbf{B} tilted at angle θ out of the x - y plane (Fig. 3b) and angled within the x - y plane. Again, the enhanced conductivity appears as a broad plume centered around the axis with

$\mathbf{B} \parallel \langle \mathbf{J} \rangle$.

The tunability of E_F by doping provides an important test of the chiral anomaly that could not be done in Na_3Bi . By investigating 16 samples with E_F on either side of the Weyl node energy (in zero H), Hirschberger *et al.* [25] demonstrated that the LMR is strikingly large ($\rho(9T)/\rho(0) = 0.1$) for samples with E_F close to the Weyl node energy. As E_F is moved away from the node energy (as determined by the weak-field Hall effect), the LMR signal is gradually suppressed. These trends are consistent with the chiral anomaly.

Liang *et al.* [17] applied the squeeze test to GdPtBi and observed that both R_{spine} and R_{edge} decreased monotonically with increasing B ($R_{spin}(B)$ is shown in Fig. 3c). The test confirmed that the negative LMR is intrinsic, just as in Na_3Bi . As shown in Fig. 3d, the numerically extracted intrinsic resistance $R_{int}(B)$ continues to decrease at the highest applied B (the LL0 is reached at ~ 25 T). To date, Na_3Bi and GdPtBi provide the firmest evidence (based on LMR) for the chiral anomaly in semimetals.

C. The layered semimetal ZrTe_5

The semimetal ZrTe_5 crystallizes in a layered structure with space group $Cmcm$ (D_{2h}^{17}). Within each a - c layer, prismatic chains of ZrTe_3 run parallel to the a axis (the needle axis), with adjacent chains linked by additional Te ions. The quasi-2D layers are stacked along the b axis by van der Waals interaction to form the 3D structure. At Γ , band inversion of orbitals from Te p states leads to a massive Dirac node above a very small gap.

Roughly concurrent with the LMR experiment on Na_3Bi [24], negative LMR was also reported in ZrTe_5 by Li *et al.* [27], and attributed to the chiral magnetic effect (Fig. 4a). Subsequent experiments on ZrTe_5 have led to a bewildering array of transport behavior, caused by the sensitivity of the unusually small carrier population to Te vacancies and variation of the chemical potential μ with T . In early samples grown by chemical vapor transport with high densities of Te vacancies, the resistivity profile ρ_a vs. T displays a large peak at T_p (varying from 60 to 160 K). Angle-resolved photoemission measurements (Fig. 4b) on a sample with $T_p = 135$ K show that μ shifts considerably with T [28]. At 2 K, μ lies at the bottom of the conduction band close to Γ . As T is raised to 255 K, μ crosses the small gap (50-80 meV) to end up near the top of its valence band (at T_p , μ is mid-gap, in agreement with the profile of ρ_a). Evidence for a temperature-driven topological transition from a strong TI to weak TI occurring at T_p (138 K) has been obtained from infrared spectroscopy [29].

The Te vacancy density is lower in flux-grown crystals. As T decreases from 300 to 2 K, ρ_a rises monotonically to approach saturation below ~ 10 K. ARPES measurements [30] show that, at 17 K, μ lies close to the top of the valence band (μ does not enter the band

gap in the sample studied). The existence of a moderately large ($\sim 50\%$) negative LMR was confirmed in measurements with $\mathbf{B} \parallel \langle \mathbf{J} \rangle \parallel \mathbf{a}$ [30]. However, when \mathbf{B} was tilted at an angle θ exceeding 1.5° , the negative LMR vanished as shown in Fig. 4c (with θ defined in the inset). In addition, the LMR monitored at $\theta = 0$ changed to a positive sign when B was increased above 3 T. Both the high sensitivity to θ and the sign change are not understood. Unlike Na_3Bi and GdPtBi , the squeeze test to eliminate current jetting artifacts has yet to be performed. The high mobility ($60,000 \text{ cm}^2/\text{Vs}$ at 2 K), which makes $B_{cyc} \ll B_Q$ (0.83 vs. 4 T), suggests that current jetting effects may be dominant in ZrTe_5 .

Apart from the LMR behavior, ZrTe_5 displays a rich assortment of transport features at 2 K engendered by the Berry curvature $\mathbf{\Omega}$. As shown in Fig. 4d, the Hall resistivity ρ_{yx} displays a large anomalous Hall effect (AHE) which has been mapped out over the entire solid angle of the vector \mathbf{H} by Liang *et al.* [30]. A very interesting feature is the emergence of a true, anomalous planar Hall effect that reverses sign with the in-plane \mathbf{H} . The sign reversal with \mathbf{H} (Onsager behavior) distinguishes it from the so-called ‘‘planar Hall effect’’ engendered by domain wall anisotropy in magnetic thin films.

Under uniaxial stress applied $\parallel \mathbf{a}$, ρ_a in flux-grown crystals initially decreases to attain a minimum at a strain $\epsilon_{min} \sim 0.12\%$ and then rises quadratically at higher strain. Mutch *et al.* [31] interpret this unusual behavior as evidence for a sign-change of the mass term m in the Dirac cone arising from a topological phase transition from a strong TI to a weak TI phase. A negative LMR that changes sign above ~ 2 T and is highly sensitive to θ was also observed in the two TI phases.

D. Weyl Semimetals

Unlike in the Dirac semimetals, the space group of the Weyl semimetals, TaAs, NbAs, TaP and NbP, lacks inversion symmetry. Hence each Dirac node is already split into isolated Weyl nodes in zero \mathbf{B} . TaAs belongs to the space group $I4_1md$. There exist 24 Weyl nodes, with 8 located on the $k_z = 0$ plane and 16 lifted off the plane. The large number of nodes combined with the very high mobilities (100,000 to 150,000 cm^2/Vs) make LMR data difficult to analyze. Initially, observations of a small, negative LMR in weak H were interpreted as the chiral anomaly (Fig. 5a) [32, 33]. However, subsequent studies [34, 35] found that the LMR feature is fragile, changing sign if the voltage contacts are rearranged.

The application of the squeeze test to TaAs and NbP demonstrated [17] that current jetting distortions onset at a field $B_{cyc} \sim 0.5$ T far below $B_Q = 7.04$ T (B_Q is determined by the quantum oscillations). Figure 5b shows that, as B is increased from zero, R_{spine} increases very steeply whereas R_{edge} falls to values below the detection limit before B_Q is attained (the divergent profiles are closely similar to those in Bi). Based on these findings,

Liang *et al.* conclude that LMR experiments cannot be used to confirm the chiral anomaly in TaAs and NbP. Alternate techniques to detect the anomaly-induced currents are described below.

VI. COMPLEMENTARY EXPERIMENTS

A. Non-local Transport

Parameswaran *et al.* [12] have proposed a non-local transport experiment to detect the chiral anomaly in Dirac/Weyl semimetals. The test assumes that an unbalance in the electrochemical potentials $\mu_{EC}^{R,L}$ of two Weyl nodes (labelled R and L) is established by injection of a pump current at one end ($x = 0$) of a long thin-film sample in an applied probe field \mathbf{B}_p . The electro-chemical potential difference, $\delta\mu_{EC}(x) = \mu_{EC}^R(x) - \mu_{EC}^L(x)$, decays exponentially along the sample's length as $\delta\mu_{EC}(x) = \delta\mu_{EC}(0)e^{-x/\ell_v}$. The diffusion length ℓ_v is given by $\ell_v = \sqrt{D\tau_v}$, where D is the carrier diffusion constant and τ_v is the intervalley scattering lifetime (Fig. 6a). The electro-chemical potential unbalance may be detected by pairs of voltage contacts at various points along the sample (Fig. 6b). Importantly, the chiral current direction of either Weyl node depends on the local direction of the magnetic field. Hence, if one could apply a detection field \mathbf{B}_d at the voltage contacts distinct from \mathbf{B}_p , one could verify if the detected signal has a sign dictated by $\mathbf{B}_d \cdot \mathbf{B}_p$.

In Ref. [36], Zhang *et al.* employed a focused ion beam to fabricate multiple pairs of probes on a CVD grown thin film Cd_3As_2 sample to measure the non-local signal (Fig. 6c). They showed that the measured non-local signal has contributions from both Ohmic diffusion (the conventional current) and the polarization diffusion arising from the charge pumping (Figs. 6d,e,f). They found that the valley polarization diffusion length is $\sim 3 \times$ the conventional Ohmic diffusion length (Fig. 6g). Because of the short length scales, however, the crucial test of applying an independent \mathbf{B}_d at the voltage contacts could not be carried out.

B. Thermopower

The thermopower S_{xx} provides a probe of the LL0. Instead of the usual quadratic dispersion along $\mathbf{H} \parallel \hat{\mathbf{x}}$, we now have a strictly 1D linear dispersion. By the Mott formula, the flat density of states causes strong suppression of S_{xx} . As noted, the lowest Landau level (LL0) of Weyl fermions is chiral. This striking feature implies that the density of states $\mathcal{D}_0(E)$ is nominally independent of energy E , in contrast with the divergent form $\mathcal{D}_n \sim (E - E_n)^{-\frac{1}{2}}$ at higher LLs (with $E_n = (n + \frac{1}{2})\hbar\omega_c$).

The thermopower vanishes if particle-hole symmetry exists at the chemical potential. Using the Mott relation, $S_{xx} = (\pi^2 k_B^2 T / 3e) [\partial \ln \sigma_{xx} / \partial E]$, we have $S_{xx} \sim \partial \mathcal{D}_n / \partial E$ if the E dependence of the carrier lifetime is negligible.

Hence S_{xx} is expected to be strongly suppressed in the chiral LL0.

Hirschberger *et al.* [25] investigated the strong variation of the thermopower $S_{xx}(B, T)$ in GdPtBi vs B . When \mathbf{B} is aligned $\parallel \langle \mathbf{J}_Q \rangle$ (the applied thermal current density), S_{xx} is observed to decrease monotonically by a factor of 6 as B is increased from 0 to 14 T in a sample with $B_Q \sim 25$ T (Fig. 7a). The steep decrease is consistent with the approach to the strongly suppressed value as μ approaches the quantum limit.

Unlike in Na_3Bi , a complication in GdPtBi is that the Weyl nodes have to be created by applying a finite \mathbf{B} [25, 26]. The Weyl states and their characteristic Landau levels appear only when B exceeds $B_p \sim 4$ T. The field-creation process becomes manifest if we compute the ‘‘thermoelectric conductivity’’ $\alpha_{xx} = S_{xx} / \rho_{xx}$, which relates the charge current to the applied gradient via $J_x = \alpha_{xx}(-\nabla T)$. The field profile of α_{xx} displays a prominent peak at B_p , which marks the onset of the Weyl regime ($B > B_p$). Regardless of this distinction, α_{xx} is also observed to decay in magnitude when B exceeds B_p .

The absence of Weyl fermions in GdPtBi in the low-field region $0 < B < B_p$ precludes comparison of the measured curves with weak-field Boltzmann-equation calculations of $\alpha_{xx}(B)$ reported in Refs. [37–39]. The suppression of S_{xx} by B has also been observed in Cd_3As_2 by Jia *et al.* [40]. Curves of S_{xx} vs. B (with $\mathbf{B} \parallel \langle \mathbf{J}_Q \rangle$) are shown in Fig. 7b.

C. Thermal Conductivity and chiral zero sound

In a recent measurement of the thermal conductivity κ_{xx} vs. B in TaAs, Xiang *et al.* [41] observed magnetic quantum oscillations in κ_{xx} with remarkably large amplitude when \mathbf{J}_Q is aligned with \mathbf{B} (Figs. 8a). The oscillations have the same period as (but are antiphased with) the SdH oscillations in the conductivity σ_{xx} . The peak-to-peak amplitude $\Delta\kappa_{xx} \sim 12$ W/Km of the largest oscillation is $3.4 \times$ the zero- B value κ (Figs. 8b). The overall values of κ_{xx} are $50\text{--}100 \times$ larger than predicted by the standard Wiedemann-Franz law. After eliminating several potential causes, the authors identify the oscillations as arising from the propagation of the CZS mode predicted by Song and Dai [23] (Sec. IIIB). They show that both the magnitude and phase of the oscillations can be fitted to the CZS model.

D. Optical pump-probe experiment

Jadidi *et al.* [42] have employed pump-probe measurements at terahertz frequencies to investigate chiral charge pumping and measure carrier relaxation in the Weyl semimetal TaAs in applied \mathbf{B} . An intense ‘‘pump’’ pulse at frequency 3.4 THz with optical field $\mathbf{E}_{pump} \parallel \mathbf{B}$ is employed to generate photo-excited carriers. The low photon energy (14 meV) ensures that only carriers

very close to the Weyl nodes are excited. The resulting changes to the reflection coefficient are detected by a weak probe pulse. By varying the delay time between pump and probe, they infer the relaxation time of the carriers (Fig. 9). In addition to the usual hot-carrier contribution (which relax very rapidly), they observed a long-lived metastable response that persists beyond 1 ns in the presence of \mathbf{B} (Fig. 9a). The metastable response is interpreted as evidence for the axial current (Fig. 9b). As a test, they verified that the metastable response is present only when \mathbf{E}_{pump} is aligned parallel to \mathbf{B} , and vanishes when \mathbf{E}_{pump} is perpendicular to \mathbf{B} . The metastable axial anomaly signal is found to be linear in B (inset in Fig.9c).

VII. PERSPECTIVE

In this review, we surveyed experiments on the chiral anomaly in condensed matter physics. Our discussion, however, falls short of conveying the importance of the anomalies in quantum field theory. The experiments here join a very long thread of anomaly topics that extends through meson physics to quark physics and gravitation. In the Supplementary Information, we provide a longer discussion of the crucial discovery of Adler and Bell and Jackiw of the chiral anomaly in the context of the decay of π^0 . We describe how the anomaly \mathcal{A} wrecks the conservation of the axial current \mathbf{J}^5 . At the level of quarks, the (non-Abelian) anomaly solves the $U_A(1)$ problem and leads to the θ -vacuum. At a higher level of abstraction, we refer to Fujikawa's path-integral formulation which relates \mathcal{A} to the chiral zero-modes of massless fermions. The anomaly has a starring role in the long mathematical odyssey from the Gauss-Bonnet theorem to the Atiyah-Singer index theorem. We direct readers to several references on this rich subject.

VIII. SUPPLEMENTARY INFORMATION: CHIRAL ANOMALY IN QFT

We briefly survey the discovery of the chiral anomaly in quantum field theory (QFT). Introductory discussions of anomalies are found in Peskin and Schroeder [14] and Cheng and Li [43]. More advanced treatments are given by Weinberg [45], Nakahara [15] and Bertlmann [16]. Peskin and Schroeder [14], Cheng and Li [43], and Aitchison and Hey [44] are excellent references for QCD phenomenology. Recent brief reviews of anomalies are given by Adler [46] and Jackiw [47]. Concepts in differential geometry are reviewed in Nakahara [15] and Frankel [51].

A. Chiral symmetry of massless fermions

The Lagrangian describing the free Dirac fermion is

$$\mathcal{L} = \bar{\Psi}(i\gamma^\mu\partial_\mu - m)\hat{\Psi}, \quad (1)$$

where m is the fermion mass and $\hat{\Psi}$ is a 4-spinor (with $\bar{\Psi} \equiv \hat{\Psi}^\dagger\gamma^0$). The set of 4×4 Dirac matrices, γ^μ , are $\gamma^0, \gamma^1, \gamma^2, \gamma^3$. Here, we focus on the chirality matrix $\gamma_5 \equiv i\gamma^0\gamma^1\gamma^2\gamma^3$ which anticommutes with γ^μ , viz.

$$\{\gamma_5, \gamma^\mu\} = 0, \quad (\mu = 0, 1, 2, 3). \quad (2)$$

In the Dirac (or Bjorken-Drell) representation, γ^0 is diagonal whereas γ_5 is block off-diagonal.

Weyl observed that, in the limit $m \rightarrow 0$, the Lagrangian \mathcal{L} becomes $(\mathcal{L}_L + \mathcal{L}_R)$, which describes independent ‘‘left’’ and ‘‘right’’ massless populations. In this limit, it is more convenient to adopt the chiral representation in which γ_5 is diagonal, viz. $\gamma_5 = \begin{bmatrix} -\hat{1} & 0 \\ 0 & \hat{1} \end{bmatrix}$. The

left- and right-handed spinors $\hat{\Psi}_{L,R}$ are the eigen-spinors of γ_5 , with eigenvalues $\chi \equiv \pm 1$, viz.

$$\gamma_5\hat{\Psi}_L = (-1)\hat{\Psi}_L, \quad \gamma_5\hat{\Psi}_R = (+1)\hat{\Psi}_R. \quad (3)$$

In the chiral representation, we have

$$\hat{\Psi}_L = \begin{pmatrix} \hat{u}_L \\ 0 \end{pmatrix}, \quad \hat{\Psi}_R = \begin{pmatrix} 0 \\ \hat{u}_R \end{pmatrix}, \quad (4)$$

where $\hat{u}_{L,R}$ are 2-spinors. The labels L and R warrant a comment. In photons, right- and left-handedness refer to the locking of the photon's spin $\vec{\sigma}$ parallel or anti-parallel to its momentum \mathbf{p} . This actually refers to the eigenvalues h of the helicity operator $\vec{\sigma} \cdot \hat{\mathbf{p}}$. For massless fermions, we have $\chi = h$ for fermions. However, $\chi = -h$ for antifermions. Hereafter, ‘left’ and ‘right’ are understood as labels for the eigenstates of γ_5 , rather than the helicity.

It is helpful to regard $\hat{\Psi}_{L,R}$ as produced by the projection operators $\mathcal{P}_\pm = \frac{1}{2}(1 \pm \gamma_5)$ satisfying $\mathcal{P}_\pm^2 = \mathcal{P}_\pm$ and $\mathcal{P}_-\mathcal{P}_+ = 0$, viz.

$$\hat{\Psi}_L = \frac{(1 - \gamma_5)}{2}\hat{\Psi}, \quad \hat{\Psi}_R = \frac{(1 + \gamma_5)}{2}\hat{\Psi}. \quad (5)$$

Projection yields $(1 - \gamma_5)\gamma^0\gamma^\mu(1 + \gamma_5) = 0$. This verifies Weyl's observation that, if $m \rightarrow 0$, \mathcal{L} is the sum of independent L and R terms, viz.

$$\mathcal{L} = i\bar{\Psi}_L\gamma^\mu\partial_\mu\hat{\Psi}_L + i\bar{\Psi}_R\gamma^\mu\partial_\mu\hat{\Psi}_R. \quad (6)$$

By Noether's theorem, symmetries of the Lagrangian \mathcal{L} lead to conservation laws. With $m = 0$ in Eq. 1, \mathcal{L} is invariant under the 2 global transformations

$$\hat{\Psi} = \begin{pmatrix} \hat{u}_L \\ \hat{u}_R \end{pmatrix} \rightarrow \begin{pmatrix} \hat{u}_L \\ \hat{u}_R \end{pmatrix} e^{i\theta}, \quad \begin{pmatrix} \hat{u}_L \\ \hat{u}_R \end{pmatrix} \rightarrow \begin{pmatrix} \hat{u}_L e^{i\theta} \\ \hat{u}_R e^{-i\theta} \end{pmatrix}. \quad (7)$$

In the first transformation ($\hat{\Psi} \rightarrow e^{i\theta}\hat{\Psi}$), the 2-spinors \hat{u}_L and \hat{u}_R are rotated in isospin space by the same angle θ , while in the second ($\hat{\Psi} \rightarrow e^{i\theta\gamma_5}\hat{\Psi}$), the rotations are of opposite signs (axial rotation).

The two types of rotations are starting points for discussing the symmetry properties of massless fermions. Using the chiral representation, we either rotate the phase of \hat{u}_L and \hat{u}_R in unison, or in opposite directions (the latter is achieved by the chirality matrix γ_5 in the exponent). If the Lagrangian is invariant under both operations, we have conservation of the vector current j^μ and the axial (or chiral) current j_5^μ defined by

$$j^\mu = \bar{\Psi}\gamma^\mu\hat{\Psi}, \quad j_5^\mu = \bar{\Psi}\gamma^\mu\gamma_5\hat{\Psi}. \quad (8)$$

With $\hat{\Psi} = \hat{\Psi}_L + \hat{\Psi}_R$, j^μ simplifies to the sum of vector currents associated with L and R states (projection removes the cross terms $\bar{\Psi}_R\gamma^\mu\hat{\Psi}_L$ and $\bar{\Psi}_L\gamma^\mu\hat{\Psi}_R$). Hence we have

$$j^\mu = \bar{\Psi}_L\gamma^\mu\hat{\Psi}_L + \bar{\Psi}_R\gamma^\mu\hat{\Psi}_R \equiv j_L^\mu + j_R^\mu. \quad (9)$$

The sum of the currents in Eq. 8 leads to

$$j^\mu + j_5^\mu = \bar{\Psi}\gamma^\mu(1 + \gamma_5)\hat{\Psi} = 2j_R^\mu, \quad (10)$$

whereas the difference yields

$$j^\mu - j_5^\mu = \bar{\Psi}\gamma^\mu(1 - \gamma_5)\hat{\Psi} = 2j_L^\mu. \quad (11)$$

Equations 10 and 11 then reveal the simple relation

$$j_5^\mu = j_R^\mu - j_L^\mu. \quad (12)$$

The axial current measures the difference of the charge and currents between the L and R populations; it is central to the chiral anomaly in Dirac/Weyl semimetals.

As mentioned, we have the two conservation laws

$$\partial_\mu j^\mu = \frac{\partial\rho}{\partial t} + \nabla \cdot \mathbf{J} = 0, \quad (13)$$

$$\partial_\mu j_5^\mu = \frac{\partial\rho^5}{\partial t} + \nabla \cdot \mathbf{J}^5 = 0, \quad (14)$$

with $j^\mu \equiv (\rho, \mathbf{J})^T$ and $j_5^\mu \equiv (\rho^5, \mathbf{J}^5)^T$.

These conservation laws are valid at the classical level. The process of quantization (brought about by coupling to vector gauge fields) destroys the conservation of j_5^μ , with experimental consequences. This constitutes the chiral anomaly.

B. Adler-Bell-Jackiw anomaly

The chiral anomaly was discovered in the process of understanding conservation properties of the axial current and its role in pion decay [7, 8, 46, 47]. The π mesons $(\pi^+, \pi^0, \pi^-)^T$ are the lightest of all hadrons. Without any hadronic state to decay into, the primary channels are then leptonic (to electrons and muons); this results in a relatively long lifetime (26 ns) for the charged pions π^\pm . Remarkably, neutral pions π^0 decay 300 million times faster (lifetime 8.4×10^{-17} s) via the QED process $\pi^0 \rightarrow 2\gamma$ (this channel is forbidden for π^\pm because of charge conservation). The struggle to calculate the amplitude $\mathcal{M}(\pi^0 \rightarrow 2\gamma)$ set the stage for the chiral anomaly. As pions are nearly "massless", the problem seemed tailor-made for the powerful current algebra techniques then in vogue, but these techniques yielded zero for $\mathcal{M}(\pi^0 \rightarrow 2\gamma)$ (the Veltman-Sutherland result). In 1968, Adler and Bell and Jackiw (ABJ) independently identified the correct process. The axial current is not conserved. Instead the conservation is violated by a source term \mathcal{A} , viz.

$$\partial_\mu j_5^\mu = \mathcal{A}, \quad (15)$$

with \mathcal{A} (the Abelian anomaly term) given by

$$\mathcal{A} = \frac{e^2}{16\pi^2} \varepsilon^{\mu\nu\alpha\beta} F_{\mu\nu} F_{\alpha\beta}, \quad (16)$$

where $\varepsilon^{\mu\nu\alpha\beta}$ is the antisymmetric tensor and $F_{\mu\nu}$ the electromagnetic field tensor. The quantity \mathcal{A} defined in Eq. 16 is identical to the expression from charge pumping between chiral Landau levels (Eq. 5 in main text).

The lifetime of π^0 calculated from \mathcal{A} achieved impressive agreement with experiment provided one assumed that quarks come in 3 colors (this was an early evidence for color). The ABJ triangle feynman diagram is the archetypal example for all subsequent anomaly calculations. Anomalies appear whenever a diagram has a fermion loop (quarks) coupled to vector currents (photons) and an odd number of axial currents (π^0).

In 1983, Nielsen and Ninomiya predicted [9] that the chiral anomaly should be observable as an unusual negative longitudinal magnetoresistance in semimetals that feature 3D Dirac states.

C. Anomaly Cancellation

In the ABJ calculation of the decay rate of π^0 , the triangle diagram linked an axial current (quarks) with 2 vector gauge bosons (photons). In electroweak theory and QCD, we can also have triangle diagrams with vertices linked only to gauge bosons. These diagrams are fatal because they render the theory unrenormalizable. Hence they must all cancel to zero. In the Glashow Weinberg Salam theory, each of the 3 vertices can be coupled to one of the 3 gauge bosons belonging to $U(1)$,

$SU(2)$ or $SU(3)$. Peskin and Schroeder [14] describe the cancellation of all the dangerous diagrams within each generation of quarks and leptons. The anomaly cancellation, dubbed magical [14], imposes constraints on the chirality of fermions “running around” the triangle loop.

D. The $U_A(1)$ problem

Anomalies have played crucial roles in resolving deep puzzles at several energy hierarchies. By the early 70’s quantum chromodynamics (QCD) based on quarks and leptons had gained universal acceptance, but a major hurdle remained – the $U_A(1)$ problem [14, 43, 44]. The small bare masses of the up and down quarks u and d (4 and 7 MeV, respectively) invite a massless fermion description. The invariance of \mathcal{L} under the global axial unitary transformation $U_A(1)$ then suggests that the axial vector current is conserved, i.e. $\partial^\mu J_\mu^5 = 0$. However, the assumed chiral symmetry immediately led to an unwelcome prediction: every hadronic state should have a parity partner, in striking conflict with observation (this is known as the parity-doublet problem). Hence the chiral symmetry must be spontaneously broken, but doing so raises a further problem – too many Nambu-Goldstone bosons.

In a model incorporating just the lightest quarks u and d , breaking of the chiral symmetry generates altogether 4 Nambu-Goldstone bosons – the isotriplet which corresponds to the pions come from breaking of $SU_L \times SU_R$ symmetry plus an extra isoscalar meson. The last is conspicuously absent in the particle spectrum. When one includes the heavier strange quark s (mass 130 MeV), a similar problem arises. There should be 2 isoscalar mesons, i.e. 9 low-mass mesons altogether but only 8 are observed (3 pions, 4 kaons and the η particle). The pseudoscalar meson η' is too massive to be part of the spectrum. This impasse constitutes the $U_A(1)$ problem [14, 43, 45].

To remove the unwanted $U_A(1)$ symmetry, one could invoke the anomaly mechanism, with \mathcal{A} generalized to [43]

$$\mathcal{A} = 4 \frac{g^2}{16\pi^2} \text{tr}(G_{\mu\nu} \tilde{G}^{\mu\nu}), \quad (17)$$

where g is the strong-interaction coupling parameter and tr means trace. The electromagnetic field tensor $F_{\mu\nu}$ in Eq. 16 is replaced by the gluon tensor matrix $G_{\mu\nu}$ (with $\tilde{G}^{\mu\nu}$ its dual). However, \mathcal{A} is now a *total* derivative, expressed as $\mathcal{A} = \partial^\mu K_\mu$, where K_μ acts as a current [43, 45]. If we define a new axial vector current \tilde{J}_μ^5 that includes K_μ , viz. $\tilde{J}_\mu^5 \equiv J_\mu^5 - K_\mu$, we find that the corresponding axial charge \tilde{Q}^5 is conserved, i.e.

$$\partial^\mu \tilde{J}_\mu^5 = 0. \quad (18)$$

Hence the $U_A(1)$ problem is apparently unresolved.

The solution discovered by ‘tHooft is that, in performing the path integrals, contributions from instantons must be included (see Sec. VIII E).

E. Topological Origin

The ABJ anomaly was a bit of topology that fell into the physics of the 1960’s. It soon emerged that \mathcal{A} plays a role in gauge theory far more important than suggested by the resolution of the π^0 problem. An early hint to its topological origin was the finding that the one-loop triangle diagram receives no radiative corrections to all orders in perturbation calculations (the Adler-Bardeen theorem [48]). Moreover, \mathcal{A} is identical whether calculated from the triangle diagram (Eq. 16) or using Landau levels (Eq. 5).

The central role of \mathcal{A} may be seen from Fujikawa’s path-integral approach to the anomaly [49]. Under a transformation of the field variables in the Dirac fermion Lagrangian (hereafter, Euclidean metric is assumed), the Jacobian \mathcal{J} acquires a phase determined by \mathcal{A} [16, 47, 50]. In particular, the axial rotation $\hat{\Psi} \rightarrow e^{i\beta\gamma^5} \hat{\Psi}$ induces the change $\mathcal{J} \rightarrow \mathcal{J} e^{-\beta \int d^4x \mathcal{A}(x)}$.

The phase in \mathcal{J} involves the integral $\int d^4x \mathcal{A}(x)$ (the action \mathcal{S}) over a sphere in 4-space bounded by the 3-sphere S_3 of radius R . For \mathcal{S} to be finite, the gauge potential A_μ must vanish rapidly as $R \rightarrow \infty$, to leave the gauge-only form $\hat{g}(\hat{x})^{-1} d\hat{g}(\hat{x})$, where $\hat{g}(\hat{x})$ is a transformation of the vacuum state in the direction \hat{x} ($\hat{g} \in SU(2)$). Because \hat{g} is specified by 3 parameters, just like the 3-sphere S_3 , the mapping $S_3 \rightarrow SU(2)$ partitions into homotopic sectors each characterized by an integer winding number $n \in \mathbb{Z}$ (n is also called the topological charge or Pontryagin index) [15, 43, 45]. In Yang Mills theory, the winding number of the mapping arises from instantons (see below).

A lengthy calculation reveals that the integral $\int d^4x \mathcal{A}(x)$ equals an integer that measures the number of chiral zero modes (a zero mode $\phi_{0\pm}$ satisfies $\gamma^\mu D_\mu \phi_{0\pm} = 0$, where $D_\mu = \partial_\mu + A_\mu$ is the Dirac operator). We have

$$\int d^4x \mathcal{A}(x) = 2i(n_+ - n_-), \quad (19)$$

where n_\pm is the number of zero-modes of chirality \pm . The difference $(n_+ - n_-)$ is the index of the Weyl operator D_+ [15, 16] (the index may be regarded as a generalization of the familiar Euler characteristic $\chi(M) = V - E + F$, an invariant that tracks the number of vertices V , edges E and faces F of a polyhedron [15]).

Returning to the $U_A(1)$ problem, the apparent impasse, Eq. 18, is equivalent to assuming that the action $\int d^4x \mathcal{A}$ vanishes, i.e. the Jacobian \mathcal{J} is unchanged. As shown by ‘tHooft, inclusion of instanton(s) makes the action finite instead (Eq. 19). The instanton is a fluctuation of the vacuum in which $G_{\mu\nu}$ is finite within a local

region of spacetime but dies away rapidly as $R \rightarrow \infty$. According to Weinberg [45], the non-vanishing of the integral in Eq. 19 suffices to solve the $U_A(1)$ problem. The solution of the $U_A(1)$ problem provided an early hint of the rich structure of the QCD vacuum.

The calculation establishing Eq. 19 parallels that done for the Atiyah-Singer (AS) index theorem [15, 16, 49]. The AS index theorem is a far-reaching and deep generalization of the famous Gauss-Bonnet theorem, which relates the Gaussian curvature K of a closed, compact and

orientable surface M to its Euler characteristic $\chi(M)$ by the integral

$$\frac{1}{2\pi} \int_M K dA = \chi(M) = 2 - 2g_M, \quad (20)$$

where the genus g_M counts the number of holes in M [15, 51]. In Eq. 19, \mathcal{A} plays the role of K while the index replaces $\chi(M)$. Thus, in addition to its central role in our picture of the QCD vacuum, the anomaly \mathcal{A} is a central structure at the nexus of quantum physics and differential geometry.

-
- [1] Xiangang Wan, Ari M. Turner, Ashvin Vishwanath, and Sergey Y. Savrasov, Topological semimetal and Fermi-arc surface states in the electronic structure of pyrochlore iridates, *Phys. Rev. B* **83**, 205101 (2011). DOI: 10.1103/PhysRevB.83.205101
- [2] Kai-Yu Yang, Yuan-Ming Lu, and Ying Ran, Quantum Hall effects in a Weyl semimetal: Possible application in pyrochlore iridates, *Phys. Rev. B* **84**, 075129 (2011). DOI: 10.1103/PhysRevB.84.075129
- [3] A. A. Burkov, M. D. Hook, and Leon Balents, Topological nodal semimetals, *Phys. Rev. B* **84**, 235126 (2011). DOI: 10.1103/PhysRevB.84.235126
- [4] Chen Fang, Matthew J. Gilbert, Xi Dai, and B. Andrei Bernevig, Multi-Weyl Topological Semimetals Stabilized by Point Group Symmetry, *Phys. Rev. Lett.*, **108**, 266802 (2012). DOI: 10.1103/PhysRevLett.108.266802
- [5] S. M. Young, S. Zaheer, J. C.Y. Teo, C. L. Kane, E. J. Mele, and A. M. Rappe, Dirac Semimetal in Three Dimensions, *Phys. Rev. Lett.* **108**, 140405 (2012). DOI: 10.1103/PhysRevLett.108.140405
- [6] Zhijun Wang, Yan Sun, Xing-Qiu Chen, Cesare Franchini, Gang Xu, Hongming Weng, Xi Dai, and Zhong Fang, Dirac semimetal and topological phase transitions in A_3Bi ($A = Na, K, Rb$), *Phys. Rev. B* **85**, 195320 (2012). DOI: 10.1103/PhysRevB.85.195320
- [7] Stephen L. Adler, "Axial-Vector Vertex in Spinor Electrodynamics," *Phys. Rev.* **177**, 2426 (1969).
- [8] J.S. Bell and R. Jackiw, A PCAC Puzzle: $\pi^0 \rightarrow \gamma\gamma$ in the σ -Model, *Nuovo Cimento* **60A**, 4 (1969).
- [9] H. B. Nielsen and M. Ninomiya, "The Adler-Bell-Jackiw Anomaly and Weyl Fermions in a Crystal," *Phys Lett B* **130**, 389-396 (1983).
- [10] Aji, V. Adler-Bell-Jackiw anomaly in Weyl semimetals: Application to pyrochlore iridates, *Phys. Rev. B* **85**, 241101(R) (2012). DOI: 10.1103/PhysRevB.85.241101
- [11] D. T. Son and B. Z. Spivak, Chiral anomaly and classical negative magnetoresistance of Weyl metals, *Phys. Rev. B* **88**, 104412 (2013). DOI: 10.1103/PhysRevB.88.104412
- [12] S.A. Parameswaran, T. Grover, D. A. Abanin, D. A. Pesin, A. Vishwanath, "Probing the Chiral Anomaly with Nonlocal Transport in Three-Dimensional Topological Semimetals", *Phys. Rev. X* **4**, 031035 (2014).
- [13] A. A. Burkov, "Negative longitudinal magnetoresistance in Dirac and Weyl metals" *Phys. Rev. B* **91**, 245157 (2015). DOI: 10.1103/PhysRevB.91.245157
- [14] *Introduction to Quantum Field Theory*, Michael E. Peskin and Dan V. Schroeder, (Westview Press, 1995), Ch. 19.
- [15] Mikio Nakahara, *Geometry, Topology and Physics* (CRC Press, 2003).
- [16] *Anomalies in Quantum Field Theory*, Reinhold A. Bertlmann (Clarendon Press, 2011).
- [17] Sihang Liang, Jingjing Lin, Satya Kushwaha, Jie Xing, Ni Ni, R. J. Cava, and N. P. Ong, Experimental Tests of the Chiral Anomaly Magnetoresistance in the Dirac-Weyl Semimetals Na_3Bi and $GdPtBi$, *Phys. Rev. X* **8**, 031002 (2018). DOI: 10.1103/PhysRevX.8.031002
- [18] N. P. Armitage, E. J. Mele, Ashvin Vishwanath, Weyl and Dirac semimetals in three-dimensional solids, *Rev. Mod. Phys.* **90**, 015001 (2018). DOI: 10.1103/RevModPhys.90.015001
- [19] Bohm-Jung Yang and Naoto Nagaosa, Classification of stable three-dimensional Dirac semimetals with nontrivial topology, *Nat. Commun.* **5**:4898. doi: 10.1038/ncomms5898 (2014).
- [20] K. Fukushima, D. E. Kharzeev, and H. J. Warringa, Chiral magnetic effect, *Phys. Rev. D* **78**, 074033 (2008). DOI: <https://doi.org/10.1103/PhysRevD.78.074033>
- [21] Y. Chen, Si Wu, and A. A. Burkov Axion response in Weyl semimetals, *Phys. Rev. B* **88**, 125105 (2013). DOI: 10.1103/PhysRevB.88.125105
- [22] M. M. Vazifeh and M. Franz, Electromagnetic Response of Weyl Semimetals, *Phys. Rev. Lett.* **111**, 027201 (2013). DOI: 10.1103/PhysRevLett.111.027201
- [23] Zhida Song and Xi Dai, Hear the Sound of Weyl Fermions, *Phys. Rev. X* **9**, 021053 (2019). DOI: 10.1103/PhysRevX.9.021053
- [24] Jun Xiong, Satya K. Kushwaha, Tian Liang, Jason W. Krizan, Max Hirschberger, Wudi Wang, R. J. Cava, N. P. Ong, Evidence for the chiral anomaly in the Dirac semimetal Na_3Bi , *Science* **350**, 413 (2015). DOI: 10.1126/science.aac6089
- [25] Max Hirschberger, Satya Kushwaha, Zhijun Wang, Quinn Gibson, Sihang Liang, Carina A. Belvin, B. A. Bernevig, R. J. Cava and N. P. Ong, The chiral anomaly and thermopower of Weyl fermions in the half-Heusler $GdPtBi$, *Nat. Mater.* **15**, 1161 (2016). DOI: 10.1038/NMAT4684
- [26] Jennifer Cano, Barry Bradlyn, Zhijun Wang, Max Hirschberger, N. P. Ong, and B. A. Bernevig, Chiral anomaly factory: Creating Weyl fermions with a magnetic field, *Phys. Rev. B* **95**, 161306(R) (2017). DOI: 10.1103/PhysRevB.95.161306
- [27] Li, Q. *et al.*, Chiral magnetic effect in $ZrTe_5$. *Nat Phys* **12**, 550-554 (2016).

- [28] Yan Zhang *et al.*, Electronic evidence of temperature-induced Lifshitz transition and topological nature in ZrTe₅, *Nat. Commun.* **8**, 15512 doi: 10.1038/ncomms15512 (2017).
- [29] B. Xu, L. X. Zhao, P. Marsik, E. Sheveleva, F. Lyzwa, Y. M. Dai, G. F. Chen, X. G. Qiu, and C. Bernhard, Temperature-Driven Topological Phase Transition and Intermediate Dirac Semimetal Phase in ZrTe₅, *Phys. Rev. Lett.* **121**, 187401 (2018). DOI: 10.1103/PhysRevLett.121.187401
- [30] Tian Liang, Jingjing Lin, Quinn Gibson, Satya Kushwaha, Minhao Liu, Wudi Wang, Hongyu Xiong, Jonathan A. Sobota, Makoto Hashimoto, Patrick S. Kirchmann, Zhi-Xun Shen, R. J. Cava and N. P. Ong, Anomalous Hall effect in ZrTe₅, *Nat. Phys.* **14**, 451 (2018). 10.1038/s41567-018-0078-z
- [31] Joshua Mutch, Wei-Chih Chen, Preston Went, Tiema Qian, Ilham Zaky Wilson, Anton Andreev, Cheng-Chien Chen, Jiun-Haw Chu, Evidence for a strain-tuned topological phase transition in ZrTe₅, *Sci. Adv.* **5**, eaav9771 (2019).
- [32] Xiaochun Huang, Lingxiao Zhao, Yujia Long, Peipei Wang, Dong Chen, Zhanhai Yang, Hui Liang, Mianqi Xue, Hongming Weng, Zhong Fang, Xi Dai, and Genfu Chen, “Observation of the Chiral-Anomaly-Induced Negative Magnetoresistance in 3D Weyl Semimetal TaAs,” *Phys. Rev. X* **5**, 031023 (2015).
- [33] Cheng-Long Zhang *et al.*, “Signatures of the Adler–Bell–Jackiw chiral anomaly in a Weyl fermion semimetal,” *Nat. Commun.* **7**:10735 doi: 10.1038/ncomms10735 (2016).
- [34] R. D. dos Reis, M.O. Ajeesh, N. Kumar, F. Arnold, C. Shekhar, M. Naumann, M. Schmidt, M. Nicklas and E. Hassinger, “On the search for the chiral anomaly in Weyl semimetals: the negative longitudinal magnetoresistance,” *New J. Phys.* **18** (2016) 085006, doi:10.1088/1367-2630/18/8/085006
- [35] Yupeng Li *et al.*, “Negative magnetoresistance in Weyl semimetals NbAs and NbP: Intrinsic chiral anomaly and extrinsic effects,” *Front. Phys.* **12**(3), 127205 (2017) DOI 10.1007/s11467-016-0636-8
- [36] Zhang, C. et al. Room-temperature chiral charge pumping in Dirac semimetals. *Nat. Commun.* **8**, 13741 doi: 10.1038/ncomms13741 (2017).
- [37] Lundgren, R., Laurell, P. & Fiete, G. A. Thermoelectric properties of Weyl and Dirac semimetals. *Phys. Rev. B* **90**, 165115 (2014).
- [38] Sharma, G., Goswami, P. & Tewari, S. Nernst and magnetothermal conductivity in a lattice model of Weyl fermions. *Phys. Rev. B* **93**, 035116 (2016).
- [39] Spivak, B. Z. & Andreev, A. Magneto-transport phenomena related to the chiral anomaly in Weyl semimetals. *Phys. Rev. B* **93**, 085107 (2016). DOI: 10.1103/PhysRevB.93.085107
- [40] Zhenzhao Jia, Caizhen Li, Xinqi Li, Junren Shi, Zhimin Liao, Dapeng Yu & Xiaosong Wu, Thermoelectric signature of the chiral anomaly in Cd₃As₂. *Nat. Commun.* **7**, 13013 doi: 10.1038/ncomms13013 (2016).
- [41] Xiang, J. *et al.*. Giant Magnetic Quantum Oscillations in the Thermal Conductivity of TaAs: Indications of Chiral Zero Sound, *Phys. Rev. X* **9**, 031036 (2019). DOI: 10.1103/PhysRevX.9.031036
- [42] M. Mehdi Jadidi, Mehdi Kargarian, Martin Mittendorff, Yigit Aytac, Bing Shen, Jacob C. König-Otto, Stephan Winnerl, Ni Ni, Alexander L. Gaeta, Thomas E. Murphy, H. Dennis Drew, Optical Control of Chiral Charge Pumping in a Topological Weyl Semimetal, cond-mat arXiv:1905.02236v1
- [43] *Gauge theory of elementary particle physics*, T.P. Cheng and L. F. Li (Clarendon Press, 1984).
- [44] *Gauge Theories in Particle Physics*, Vol. 2, I.J. R. Aitchison and A.J.G. Hey (CRC Press, Taylor Francis, 2013).
- [45] *The Quantum Theory of Fields, Vol. II*, Steven Weinberg (Cambridge Univ. Press, 2005).
- [46] S.L. Adler, Anomalies to all orders, *Fifty Years of Yang-Mills Theory*, G. 'tHooft ed. (World Scientific, Singapore, 2005, p. 187).
- [47] Roman W. Jackiw, Axial anomalies, *Scholarpedia*, **3**(10):7302 (2008).
- [48] Stephen L. Adler and William A. Bardeen, Absence of Higher-Order Corrections in the Anomalous Axial-Vector Divergence Equation, *Phys. Rev.* **182**, 1517 (1969).
- [49] Fujikawa, K., *Phys. Rev. Lett.* **42**, 1195 (1979).
- [50] Kazuo Fujikawa, Path integral for gauge theories with fermions, *Phys. Rev. D* **21**, 2848 (1980).
- [51] Theodore Frankel, *The Geometry of Physics: An Introduction* (Cambridge Univ. Press, 2011).

Acknowledgements We are indebted to Stephen Adler for valuable comments and suggestions. N.P.O. acknowledges the support of the U.S. Army Research Office (ARO contract W911NF-16-1-0116), the U.S. National Science Foundation (Grant DMR 1420541) and the Gordon and Betty Moore Foundation's EPiQS Initiative through Grant GBMF4539.

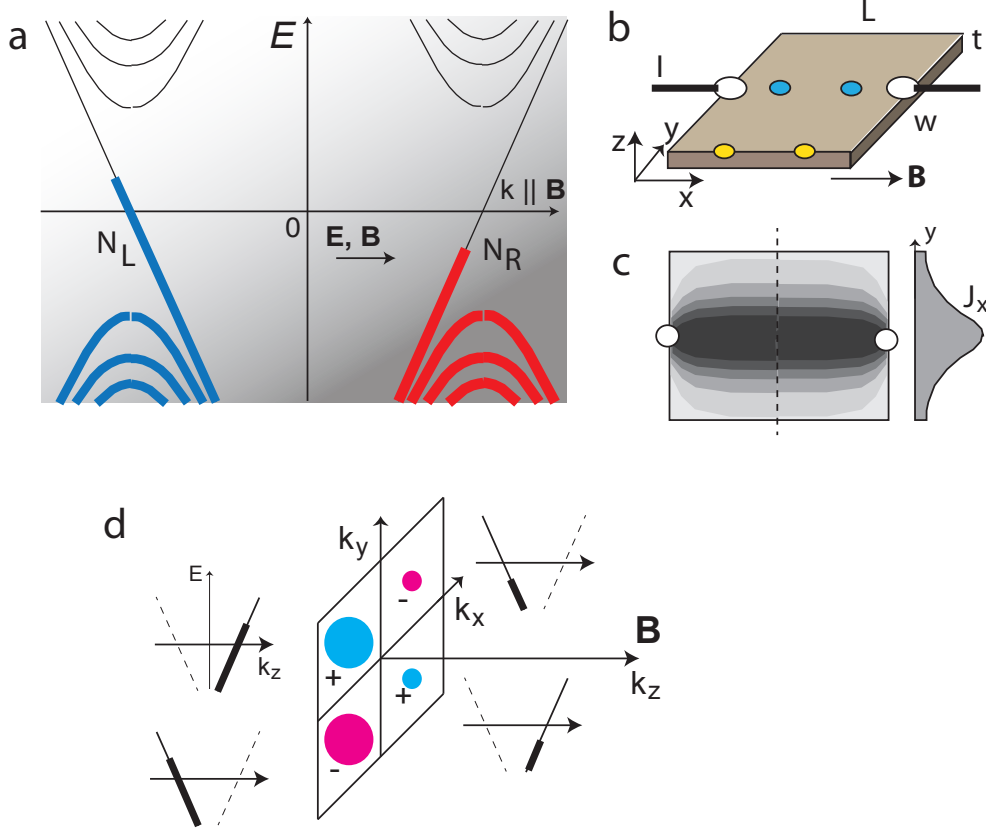


FIG. 1. Panel (a): Sketch of the Landau levels of Weyl nodes. In the node with chirality $\chi = +1$, the chiral level LL0 disperses to the right (velocity $\mathbf{v} \parallel \mathbf{B}$) while the node with $\chi = -1$ disperses to the left. An electric field \mathbf{E} “pumps” electrons to the left at a rate given by the anomaly \mathcal{A} . Occupancy of the levels is represented by thick curves. Panel (b) shows the 6 contacts on a plate-like crystal mounted for the squeeze test. The local E -fields measured along the spine (blue dots) and along the edge (yellow) define R_{spine} and R_{edge} , respectively. Panel (c) shows the heat-map of the current density $J(x, y)$ with $\mathbf{B} \parallel \mathbf{E} \parallel \hat{\mathbf{x}}$. Current jetting concentrates $J(x, y)$ along the spine (dark region) while depleting it at the edges. The profile of J_x vs. y along the dashed line is sketched on the right. Panel (d): Schematic of the chiral zero sound (CZS) at an instant t in the oscillation cycle. The square shows 2 pairs of Weyl nodes in the k_x - k_y plane with $\mathbf{B} \parallel \hat{\mathbf{z}}$ (blue and pink nodes are of chirality $\chi = +1$ and -1 , respectively). For each node, the accompanying sketch depicts the chiral dispersion E vs. k_z as a solid line. At instant t , the occupancy of the chiral mode (thick lines) is higher in the 2 nodes drawn with larger FS radii. All local charge deviations from equilibrium sum to zero. The CME charge currents also cancel pair-wise. Panels (a), (b) and (c) are from Liang *et al.* [17]. Panel (d) is based on Ref. [23].

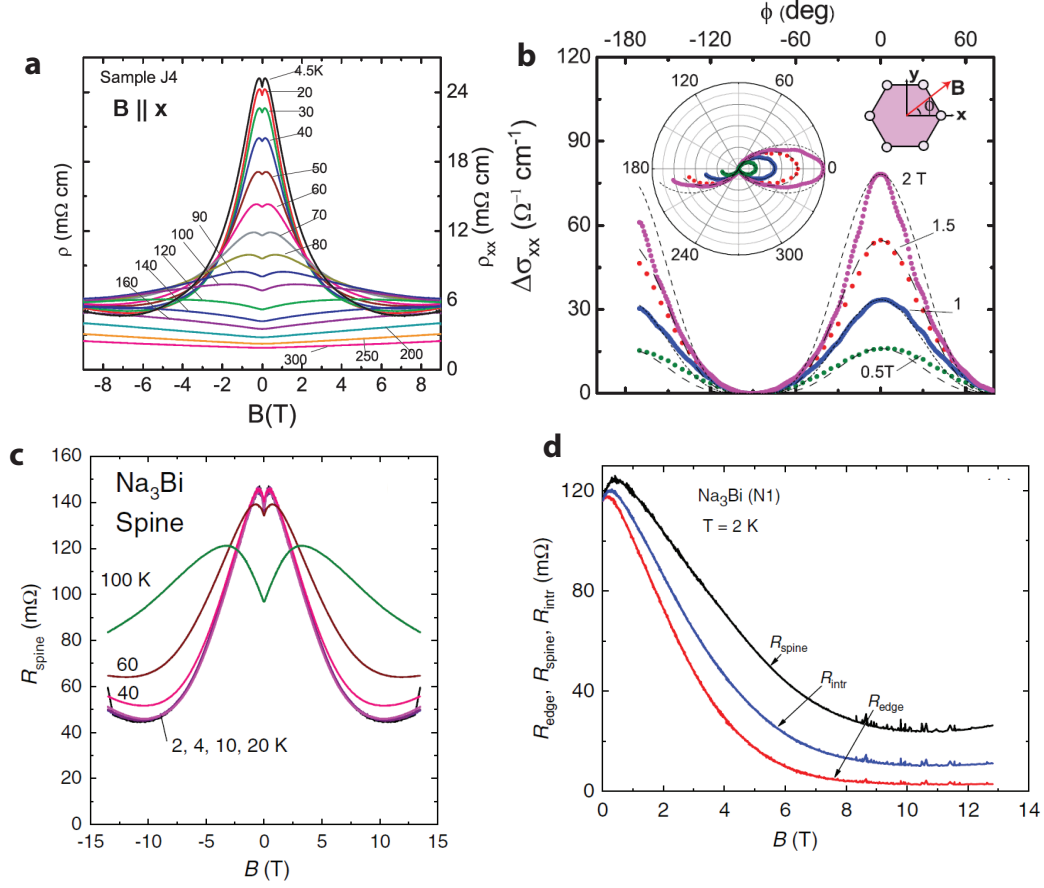


FIG. 2. The chiral anomaly observed in the LMR of Na_3Bi . Panel (a) displays magnetoresistance curves measured in Na_3Bi in parallel fields ($\mathbf{B} \parallel \langle \mathbf{J} \rangle \parallel \hat{\mathbf{x}}$) at selected T from 4.5 to 300 K. Below ~ 100 K, the steep decrease of the longitudinal resistivity ρ_{xx} in increasing B is direct evidence for the chiral anomaly. Panel (b) shows the variation of the inferred change in conductivity $\Delta\sigma_{xx}$ versus ϕ in an in-plane \mathbf{B} making an angle ϕ with $\hat{\mathbf{x}}$, with magnitude B fixed at selected values 0.5 to 2 T. In the polar plot (inset) displaying $\Delta\sigma_{xx}$ (radius) vs. ϕ , the conductivity enhancement appears as a plume directed along \mathbf{B} . Application of the squeeze test to distinguish chiral anomaly LMR from current jetting effects. Panel (c) displays the field profiles of $R_{spine}(B)$ measured in Na_3Bi with $\mathbf{B} \parallel \langle \mathbf{J} \rangle$ in the squeeze test. If current jetting effects dominate, concentration of J along the spine should lead to an increase in R_{spine} with B (as observed in pure Bi). Here, R_{spine} is observed to decrease instead. Panel (d): The measured profiles of $R_{spine}(B)$ (black curve) and $R_{edge}(B)$ (red) allow the intrinsic curve R_{int} vs. B (blue) to be extracted numerically. In the quantum limit ($B > 6$ T), R_{int} is $10\times$ smaller than its value in zero B . Panels (a) and (b) are adapted from Xiong *et al.* [24]; (c) and (d) are from Liang *et al.* [17].

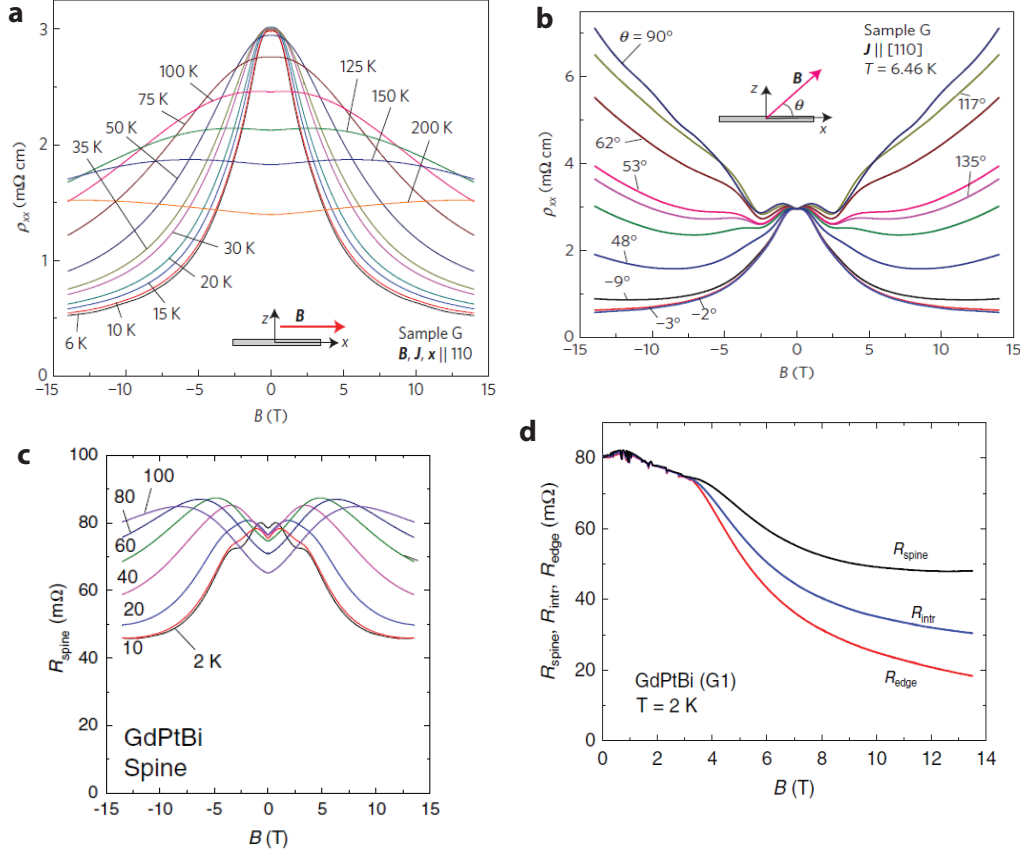


FIG. 3. The chiral anomaly in the half-Heusler semimetal GdPtBi. Panel (a) displays the field profiles $\rho_{xx}(B)$ measured with $\mathbf{B} \parallel \langle \mathbf{J} \rangle \parallel \mathbf{hat{x}} \parallel (110)$ with T fixed at the values indicated. Below 150 K, a large negative contribution to ρ_{xx} appears. At 6 K, ρ_{xx} displays a bell-shaped profile with a strongly negative LMR closely similar to the profile seen in Na₃Bi. Panel (b) shows the effect of tilting \mathbf{B} out of the x - y plane by angle θ . The negative LMR remains prominent until θ exceeds 48°. Panels (a) and (b) are from Hirschberger *et al.* [25]. Panel (c): Application of the squeeze test to GdPtBi. As in Na₃Bi, the resistance on the spine, $R_{spine}(B)$, decreases with increasing B , consistent with current jetting effects being subdominant. In combination, the profiles of R_{spine} (black curve) and R_{edge} (red) may be used to obtain numerically the intrinsic resistance $R_{intr}(B)$ (blue). In GdPtBi, the quantum limit is reached above 24 T. Panels (c) and (d) are from Liang *et al.* [17].

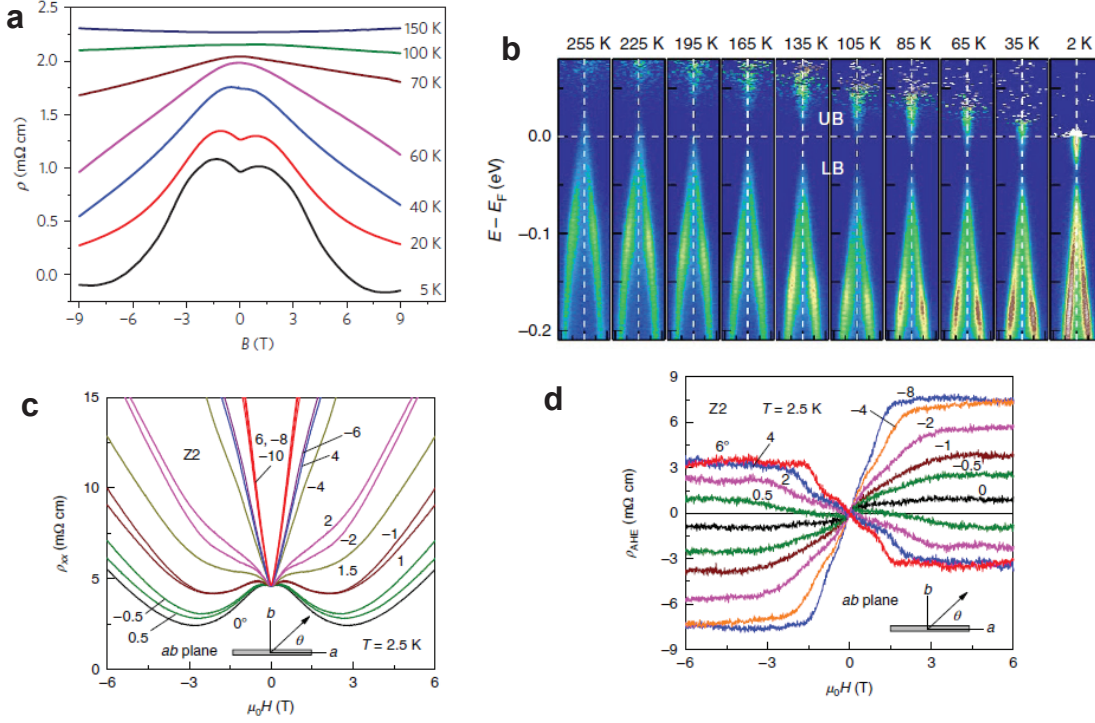


FIG. 4. Unusual electronic properties of ZrTe₅. Panel (a) shows the initial observation of negative LMR measured at selected T from 5 to 150 K (Li *et al.* [27]). Panel (b) displays the temperature dependent evolution of the band structure from 2 to 255 K, measured by angle-resolved photoemission along the direction Γ - X (Zhang *et al.* [36]). Panel (c) displays the extreme sensitivity of the negative MR to slight tilting of \mathbf{B} out of the layer. The negative component of the MR vanishes for tilt angles $|\theta| > 1^\circ$ (Liang *et al.* [30]). In addition to the negative MR, ZrTe₅ displays a striking array of Berry curvature effects observable in its Hall resistivity ρ_{yx} . Panel (d) shows the anomalous Hall effect (AHE) in a tilted magnetic field \mathbf{B} . Curves of the AHE contribution to the Hall resistivity ρ_{AHE} are plotted vs. B at selected tilt angles θ between \mathbf{B} and the a -axis (Liang *et al.* [30]).

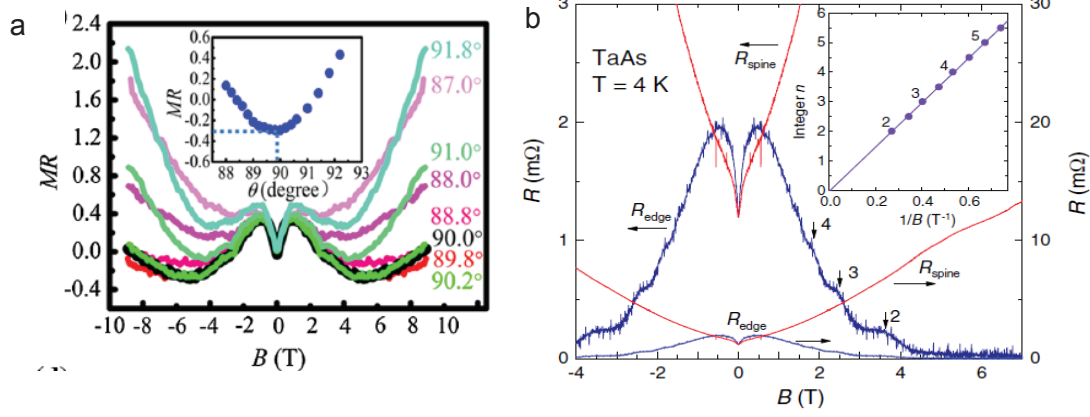


FIG. 5. Panel (a): The observed fractional change in resistivity, $MR \equiv (\rho(B) - \rho(0))/\rho(0)$, observed in TaAs at 1.8 K [32]. The negative MR is highly sensitive to slight tilts of \mathbf{B} away from \mathbf{E} . The negative MR vanishes when θ deviates from 90° by 2° . Panel (b) shows the results of applying the squeeze test to TaAs at 4 K [17]. The edge and spine resistances, R_{edge} and R_{spine} , respectively, strongly diverge once B deviates from zero (as shown by the arrows, both curves are displayed on two scales). This implies that the observed LMR is dominated by current jetting artifacts because of the very high carrier mobility. The inset shows the index plot of LLs derived from the weak oscillations in R_{edge} which yields $B_Q = 7.04$ T.

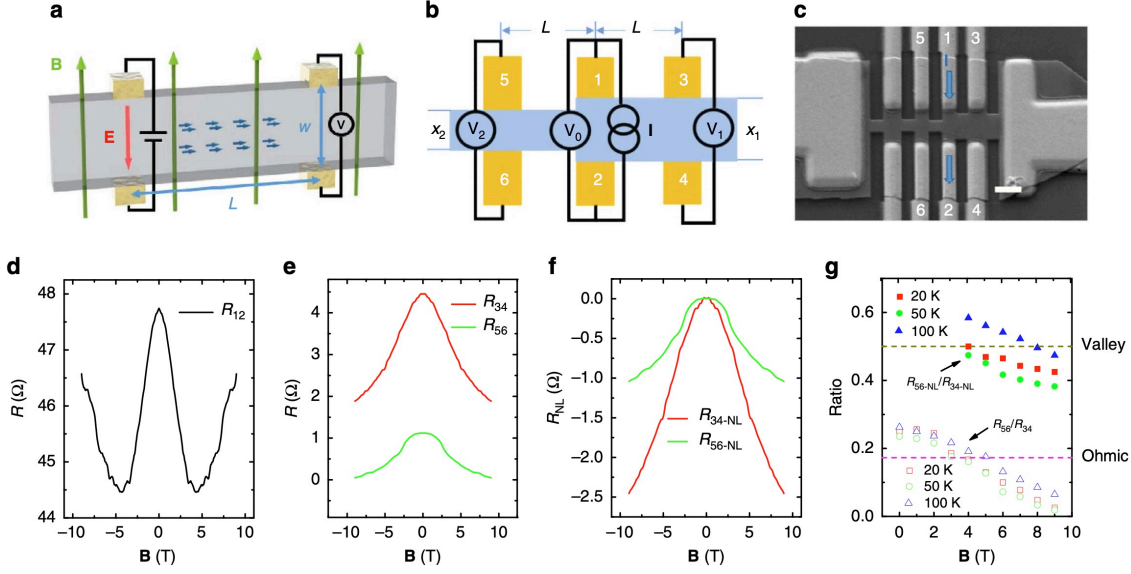


FIG. 6. Detection of non-local signal in the Dirac semimetal Cd_3As_2 . Panel (a): Schematic view of the valley diffusion process. Parallel (antiparallel) \mathbf{E} and \mathbf{B} fields generate the charge imbalance between two Weyl nodes due to the chiral anomaly. The charge imbalance of different valleys can diffuse across the sample and be converted into a nonlocal voltage along the direction of \mathbf{B} . Panel (b): Schematic view of the nonlocal resistance measurement with different diffusion channel width. Current is applied through terminal 1–2, while terminals 3–4 and 5–6 are used to measure the nonlocal resistance. The diffusion length L is 2 mm. Panel (c): The electron micrograph of the device (white scale bar is 2 mm). The contact regime in terminals 3–4 is slightly larger than that of 5–6. Panel (d): The two-terminal local resistance (R_{12}) at 20 K. Panel (e): The nonlocal resistance (R_{34} and R_{56}) at 20 K. Panel (f): The pure nonlocal resistance (R_{34-NL} and R_{56-NL}) after subtracting the Ohmic diffusion at 20 K. Panel (g): Resistance ratio of R_{34}/R_{56} and R_{34-NL}/R_{56-NL} versus B at different T . Dashed lines labelled as Valley and Ohmic correspond to ratios 0.50 and 0.17, respectively. From Zhang *et al.* [36].

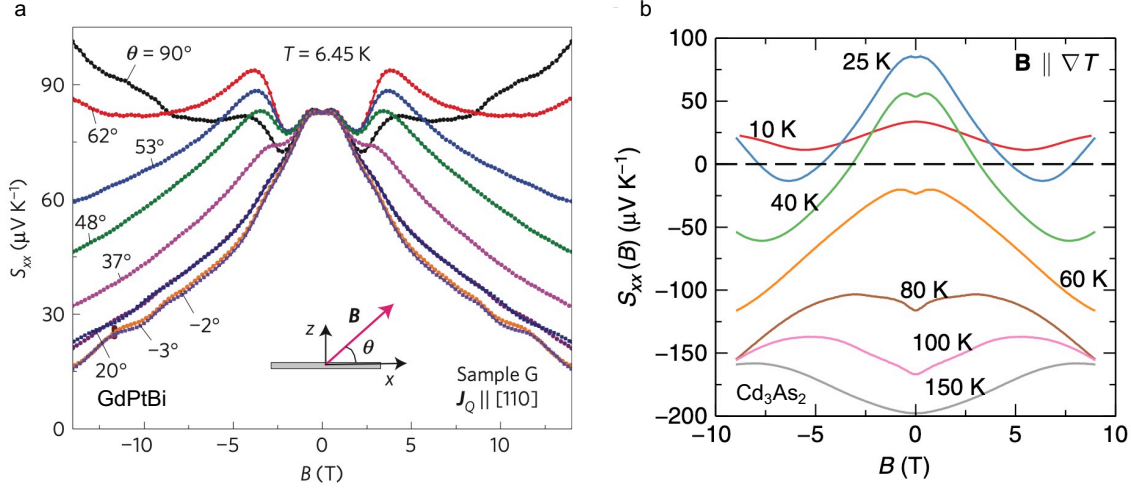


FIG. 7. Curves of the thermopower S_{xx} vs. B observed in GdPtBi (Panel a) and in Cd_3As_2 (Panel b). Panel (a) shows curves of $S_{xx}(B)$ measured in GdPtBi at selected tilt angles θ of \mathbf{B} relative to the x - y plane at $T = 6.45$ K. The thermal current density J_Q is applied along the $[110]$ direction. The pronounced decrease of S_{xx} with increasing B at $\theta = 0$ is consistent with the increased dominance of the lowest (chiral) Landau level in which S_{xx} is strongly suppressed (see text). Weak SdH oscillations are observed for the curve at $\theta = 0$. Panel (b) plots $S_{xx}(B)$ in Cd_3As_2 measured at selected values of T . As the temperature decreases below 100 K, the curves become increasingly negative. Panel (a) is adapted from Hirschberger *et al.* [25]. Panel (b) is from Jia *et al.* [40].

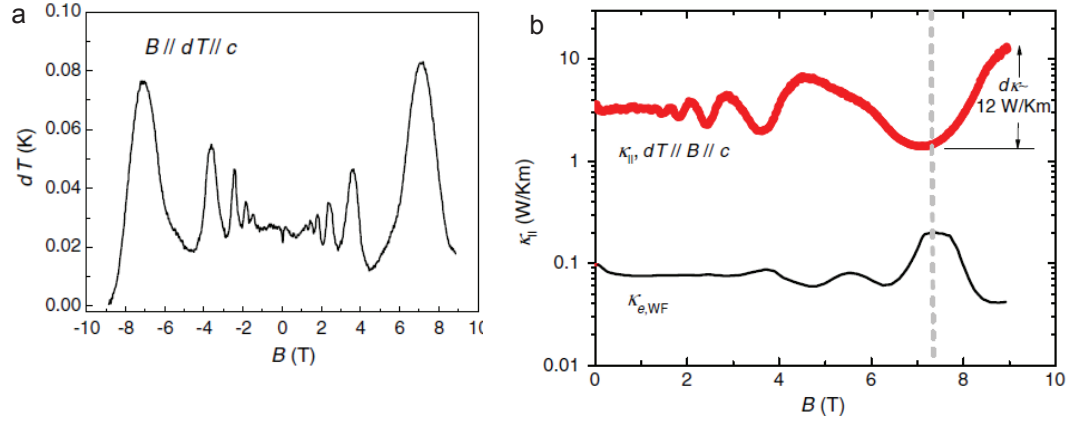


FIG. 8. Panel (a): Raw experimental trace of the temperature gradient $dT(B)$ in the semimetal TaAs as the field B is swept from -9 to 9 T at constant heater power with $\mathbf{B} \parallel \langle \mathbf{J}_Q \rangle \parallel \mathbf{c}$ and T fixed at 2 K. Giant quantum oscillations are observed in the longitudinal thermal conductivity $\kappa_{||}$. Panel (b): The amplitudes of the quantum oscillations in $\kappa_{||}$ at low T (red curve) are nearly two orders of magnitude larger than the oscillations in the thermal conductivity $\kappa_{e,WF}$ inferred from the longitudinal conductivity $\sigma_{||}$ using the Wiedemann-Franz law (black curve). From Xiang *et al.* [41].

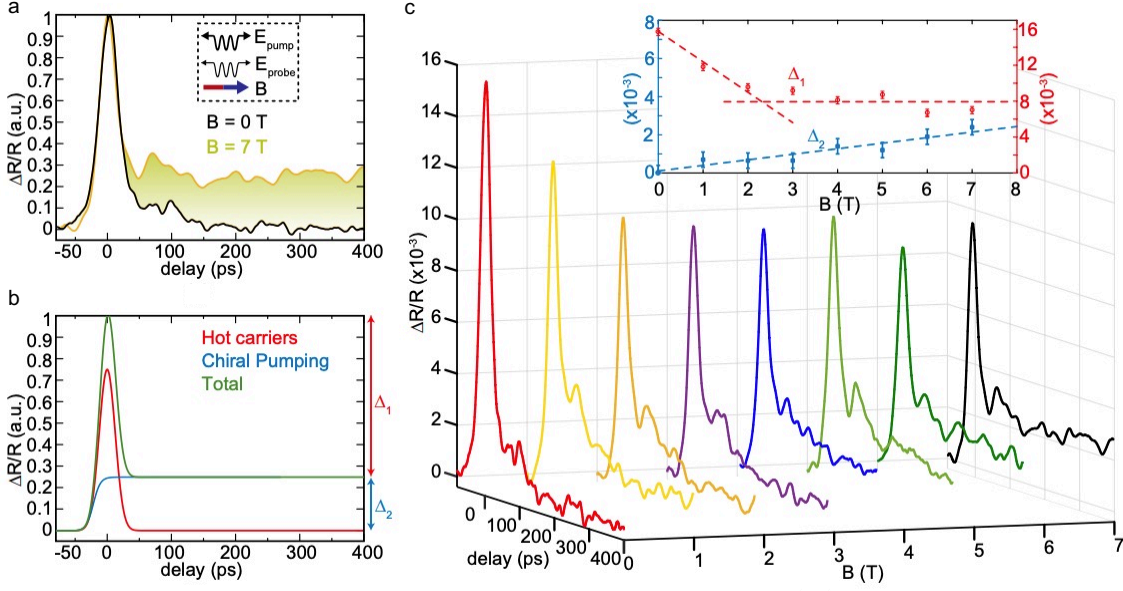


FIG. 9. Optical detection of long-lived current induced by charge pumping in the Weyl semimetal TaAs. Panel (a) shows the pump-induced fractional increase in probe reflection $\Delta R/R$ at zero magnetic field (black curve) and at $B = 7$ T (yellow) as a function of the time delay between the pump and probe pulses, with $\mathbf{E}_{pump} \parallel \mathbf{E}_{probe} \parallel \mathbf{B}$. The prominent peak close to zero time delay, common to both traces, tracks the fast relaxation of hot carriers. However, when B is set at 7 T, the pump-probe trace exhibits a component (shaded area) that relaxes on a time scale far longer than 400 ns. The long-lived component is associated with the chiral anomaly. Panel (b): Simulated pump-probe traces for fast hot carriers effects (red), metastable chiral pumping (blue), and the net result (green). Δ_1 is defined as the maximum pump-induced change in probe reflection near zero time delay, and Δ_2 characterizes the long-lived component. Panel (c) shows 8 pump-probe traces as B is set at successively larger values. The inset shows Δ_1 (red) and Δ_2 (blue) vs. B . From Jadidi *et al.* [42].