

A boundary penalization technique to remove outliers from isogeometric analysis on tensor-product meshes

Quanling Deng^{a,*}, Victor M. Calo^{b,c}

^a*Department of Mathematics, University of Wisconsin–Madison, Madison, WI 53706, USA*

^b*School of Earth and Planetary Sciences, Faculty of Science and Engineering, Curtin University, Kent Street, Bentley, Perth, WA 6102, Australia*

^c*Mineral Resources, Commonwealth Scientific and Industrial Research Organisation (CSIRO), Kensington, Perth, WA 6152, Australia*

Abstract

We introduce a boundary penalization technique to improve the spectral approximation of isogeometric analysis (IGA). The technique removes the outliers appearing in the high-frequency region of the approximate spectrum when using the C^{p-1} , p -th ($p \geq 3$) order isogeometric elements. We focus on the classical Laplacian (Dirichlet) eigenvalue problem in 1D to illustrate the idea and then use the tensor-product structure to generate the stiffness and mass matrices for multiple dimensional problems. To remove the outliers, we penalize the product of the higher-order derivatives from both the solution and test spaces at the domain boundary. Intuitively, we construct a better approximation by weakly imposing features of the exact solution. Effectively, we add terms to the variational formulation at the boundaries with minimal extra computational cost. We then generalize the idea to remove the outliers for the isogeometric analysis to the Neumann eigenvalue problem (for $p \geq 2$). The boundary penalization does not change the test and solution spaces. In the limiting case when the penalty goes to infinity, we perform the dispersion analysis of C^2 cubic elements for Dirichlet eigenvalue problem and C^1 quadratic elements for Neumann eigenvalue problem. We obtain the analytical eigenpairs for the resulting matrix eigenvalue problems. Numerical experiments show optimal convergence rates for the eigenvalues and eigenfunctions of the discrete operator.

Keywords: isogeometric analysis, spectral error, eigenvalue, outlier, boundary penalization, dispersion analysis

1. Introduction

Isogeometric analysis is a Galerkin finite element method, introduced in 2005 [1, 2]. The method is popular and efficient. The primary motivation for its introduction was to unify the classical finite element analysis with computer-aided design and analysis tools. Isogeometric analysis uses basis functions with higher-order continuity (smoother), for

*Corresponding author.

E-mail addresses: Quanling.Deng@math.wisc.edu; Victor.Calo@curtin.edu.au

Preprint submitted to arXiv

October 19, 2020

example, the B-splines or non-uniform rational basis splines (NURBS). This alternative set of basis functions improves the numerical approximations of various partial differential equations.

The work [3] applied isogeometric analysis to study structural vibrations (an eigenvalue problem). Therein, they first compared the spectral approximation properties of classical finite elements against isogeometric analysis. The isogeometric elements improved significantly the accuracy of the spectral approximation. Maximum continuity basis functions remove the optical branch from the discrete spectrum of the finite element approximations. Nevertheless, a thin layer of outliers appears in the high-frequency range of the spectrum. Since then, our community has been seeking a process by which to remove the outliers ever since.

There is a rich literature in this line of work; see [4–12] and references therein. In [5], the authors further explored the advantages of isogeometric analysis over finite elements on the spectral approximation. They used the Pythagorean eigenvalue error theorem (see a proof in [13]) to relate the eigenvalue and eigenfunction errors. A generalization of this theorem that account for inexact quadrature in the inner products associated with the stiffness and mass matrices is available here [10] and this generalized theorem was applied to the development of the optimally-blended quadrature rules. The work [14, 15] developed quadrature blending rules to reduce the dispersion errors for finite element analysis of the Helmholtz equation. In [7, 10], the authors generalized the idea to isogeometric elements using the dispersion analysis and reduced the spectral errors for the differential eigenvalue problems. The introduction of a single quadrature rule reduced the computational cost for the blending [9] for C^1 quadratic isogeometric elements. The paper [11] studied the error reductions, stopping bands in the finite element numerical spectrum, and outliers in the isogeometric spectrum with variable continuities. Also, error reductions for other differential operators are possible [16, 17]. This sequence of results delivers superconvergent eigenvalue errors. However, the outliers still pollute the high-frequencies of the spectrum, particularly in multiple dimensions.

In this paper, we propose a boundary penalization technique to remove the outliers from the isogeometric spectrum. We consider the spectral approximation of the Laplace operator. We first present the idea in 1D and then generalize the construction to 2D and 3D by using tensor-product discretizations. We penalize high-order derivatives near the boundary to remove the outliers. Intuitively, we add to the variational form near the boundary terms that build into the numerical method features of the exact solution. These terms weakly impose the differential equation $-\Delta u = \lambda u$ and higher-order derivatives of it, $(-\Delta)^\alpha u = \lambda^\alpha u$ at the domain boundaries where we fix the value of u . These terms assume high regularity for the eigenmodes. That is, we only use $(-\Delta)^\alpha u = \lambda^\alpha u$ for the degrees of freedom near the boundary nodes. We impose these conditions weakly by penalization. We show that this technique removes the outliers in the numerical spectrum approximated by smooth isogeometric elements. As the penalty goes to infinity, we are imposing the condition $(-\Delta)^\alpha u = \lambda^\alpha u$ more strongly. In the limiting case, the penalty on $(-\Delta)^\alpha u = \lambda^\alpha u$ at the boundaries becomes an extra condition for the matrix system. For C^2 cubic elements for the Dirichlet eigenvalue problem and C^1 quadratic elements for the Neumann eigenvalue problem, based on the work [18], we perform the dispersion analysis (which is unified with the spectrum analysis in [4]) near the boundary and give exact eigenpairs for the resulting matrix problems. For higher-order elements, a reconstruction of the basis functions near the boundaries could lead to exact eigenpairs

of the matrix problems. However, this is not the focus of this work; we will report these results in future work.

The structure of the paper is the following. Section 2 presents the problem and its Galerkin discretization. In Section 3, we discuss how to remove the outliers for isogeometric analysis. Section 4 seeks to remove the outliers from the isogeometric analysis of the Neumann eigenvalue problem. In Section 5, we perform the dispersion analysis for the nodes near the boundaries and give exact eigenpairs of the resulting matrix eigenvalue problems. Section 6 collects numerical examples that demonstrate the performance of the proposed ideas. Concluding remarks are presented in Section 7.

2. Problem setting: Dirichlet eigenvalue problem

The classical second-order differential eigenvalue problem that arises in structural dynamics to model the vibration frequencies ω and vibration modes u reads

$$\begin{aligned} -\Delta u &= \lambda u & \text{in } \Omega, \\ u &= 0 & \text{on } \partial\Omega, \end{aligned} \tag{2.1}$$

where $\lambda = \omega^2$, $\Delta = \nabla^2$ is the Laplacian, $\Omega = [0, 1]^d \subset \mathbb{R}^d$, $d = 1, 2, 3$, is a bounded open domain with Lipschitz boundary. The eigenvalue problem (2.1) has a countable set of eigenvalues $\lambda_j \in \mathbb{R}^+$ [13]

$$0 < \lambda_1 < \lambda_2 \leq \lambda_3 \leq \dots$$

and an associated set of orthonormal eigenfunctions u_j , that is

$$(u_j, u_k) = \delta_{jk}, \tag{2.2}$$

where (\cdot, \cdot) denotes the L^2 -inner product on Ω and $\delta_{lm} = 1$ when $l = m$ and zero otherwise (Kronecker delta).

2.1. Galerkin discretization

To discretize (2.1) with finite and isogeometric elements, for simplicity, we first assume that Ω is a cube and we use a uniform tensor product mesh of size $h_x > 0, h_y > 0, h_z > 0$ on Ω . We denote each element as E and its collection as \mathcal{T}_h such that $\bar{\Omega} = \cup_{E \in \mathcal{T}_h} E$. Let $h = \max_{E \in \mathcal{T}_h} \text{diameter}(E)$. The variational formulation of (2.1) at the continuous level is to find $\lambda \in \mathbb{R}^+$ and $u \in H_0^1(\Omega)$ such that

$$a(w, u) = \lambda b(w, u), \quad \forall w \in H_0^1(\Omega), \tag{2.3}$$

where $a(w, v) = (\nabla w, \nabla v)$ and $b(w, v) = (w, v)$. Here, we denote by $H^m(\Omega)$ the Sobolev-Hilbert spaces and $H_0^m(\Omega)$ the Sobolev-Hilbert spaces with functions vanishing at the boundary for $m > 0$, where m specifies the order of weak derivatives. From (2.2), the normalized eigenfunctions are also orthogonal in the energy inner product

$$a(u_j, u_k) = \lambda_j b(u_j, u_k) = \lambda_j \delta_{jk}. \tag{2.4}$$

We specify a finite dimensional approximation space $V_p^h \subset H_0^1(\Omega)$ where $V_p^h = \text{span}\{\theta_p^j\}$ is the span of the B-spline basis functions θ_p^j . The definition of the B-spline

basis functions in one dimension is as follows. Let $X = \{x_0, x_1, \dots, x_m\}$ be a knot vector with knots x_j , that is, a nondecreasing sequence of real numbers called knots. The j -th B-spline basis function of degree p , denoted as $\theta_p^j(x)$, is defined as [19, 20]

$$\begin{aligned} \theta_0^j(x) &= \begin{cases} 1, & \text{if } x_j \leq x < x_{j+1} \\ 0, & \text{otherwise} \end{cases} \\ \theta_p^j(x) &= \frac{x - x_j}{x_{j+p} - x_j} \theta_{p-1}^j(x) + \frac{x_{j+p+1} - x}{x_{j+p+1} - x_{j+1}} \theta_{p-1}^{j+1}(x). \end{aligned} \quad (2.5)$$

The span of these basis functions generates a finite-dimensional subspace of the $H^1(\Omega)$ (see [21, 22] for details):

$$V_p^h = \text{span}\{\Theta_j^p\}_{j=1}^{N_h} = \begin{cases} \text{span}\{\theta_{p_x}^{j_x}(x)\}_{j_x=1}^{N_x}, & \text{in 1D} \\ \text{span}\{\theta_{p_x}^{j_x}(x)\theta_{p_y}^{j_y}(y)\}_{j_x, j_y=1}^{N_x, N_y}, & \text{in 2D} \\ \text{span}\{\theta_{p_x}^{j_x}(x)\theta_{p_y}^{j_y}(y)\theta_{p_z}^{j_z}(z)\}_{j_x, j_y, j_z=1}^{N_x, N_y, N_z}, & \text{in 3D} \end{cases} \quad (2.6)$$

where p_x, p_y, p_z specify the approximation order in each dimension, respectively. N_x, N_y, N_z is the total number of basis functions in each dimension, and N_h is the total number of degrees of freedom.

The isogeometric analysis of (2.1) seeks $\lambda^h \in \mathbb{R}$ and $u^h \in V_p^h$ such that

$$a(w^h, u^h) = \lambda^h b(w^h, u^h), \quad \forall w^h \in V_p^h. \quad (2.7)$$

We approximate the eigenfunctions as a linear combination of the B-spline basis functions and substitute all the B-spline basis functions for w_h in (2.7). This approximation leads to the following matrix eigenvalue problem

$$KU = \lambda^h MU, \quad (2.8)$$

where $K_{kl} = a(\theta_p^k, \theta_p^l)$, $M_{kl} = b(\theta_p^k, \theta_p^l)$, and U is the corresponding representation of the eigenvector as the coefficients of the B-spline basis functions. When we restrict the continuity of the B-splines to C^0 , the method becomes a finite element with Bernstein basis functions.

3. Boundary penalization technique to remove outliers

We consider C^{p-1} , p -th order isogeometric elements. The outliers in the spectral error start appearing when $p = 3$ for the problem with the Dirichlet boundary conditions (for the Neumann boundary conditions, isogeometric elements with $p = 2$ already have outliers). We first describe the key idea, and then we present the idea using modified bilinear forms in 1D.

The motivating idea stems from the use of high-order numerical time-marching schemes for time-dependent problems. To illustrate the idea, we consider the wave equation $u_{tt}(x, t) - \Delta u(x, t) = f(x, t)$ with an initial solution and velocity. For a sufficiently regular solution u at $x = 0$, we can approximate the initial acceleration as $\Delta u(x, 0) + f(x, 0)$. This consistency condition allows us to compute the initial acceleration for the time integration schemes, for example, the HHT- α [23] and generalized- α [24]

methods. Similarly, for the heat equation, one can determine the initial higher-order time-derivative values by taking time-derivatives when the solution is regular enough. This class of consistency conditions is common for initializing many higher-order time-marching methods.

Now, we borrow the idea for the eigenvalue problem (2.1). Consequently, we expect that the function $-\Delta u$ also vanishes at the boundary. Figure 1 shows the C^2 cubic and C^3 quartic splines with their second derivatives. Imposing the homogeneous Dirichlet boundary conditions removes the first and last basis functions. However, there are still two basis functions that have non-zero second derivatives at each boundary. Thus, we modify the discrete system to impose the homogeneity (zero value) of the second derivatives weakly.

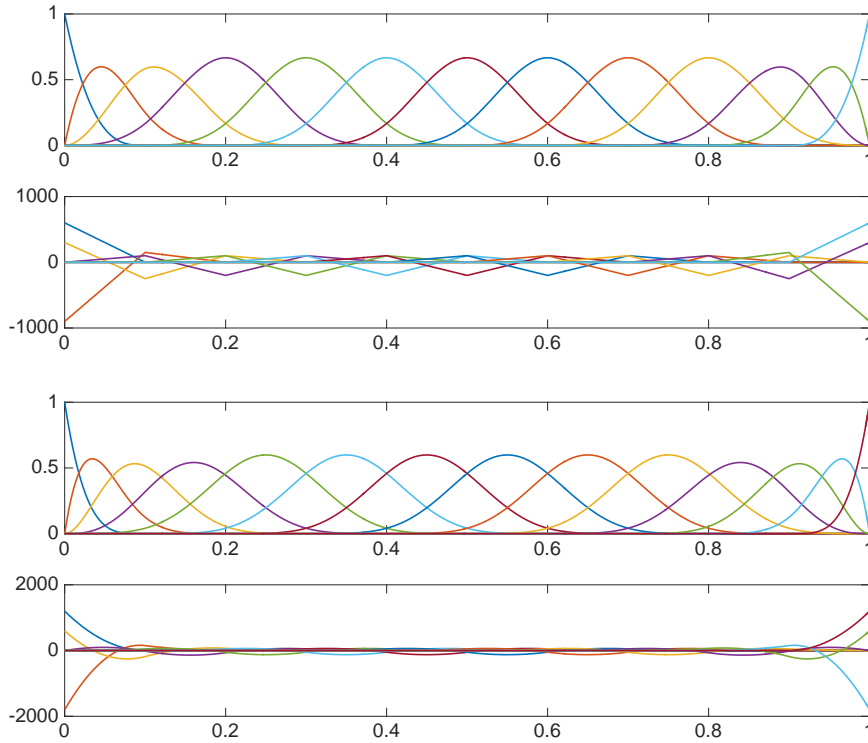


Figure 1: C^2 cubic and C^3 quartic splines with their second derivatives.

For C^2 cubic elements, we remove the outliers from the isogeometric approximations by penalizing the Laplacian of the approximate solution at the boundaries. For quintic C^4 and sextic C^5 isogeometric elements, there are two more outliers in the spectrum. Applying a similar argument, we obtain that the bi-Laplacian of the function also has to be zero on the boundary. Thus, we remove these additional outliers by penalizing the higher-order derivatives of the approximate solutions at the boundaries. This procedure extends to higher-order elements by following a similar construction. Herein, we remark that the extra regularity we require from the solution in these weak constraints is of the

same order as the one required by operator splitting schemes that are typically used on tensor-product discretizations to accelerate the computation (see, for example, [25, 26]).

Firstly, we denote

$$\alpha = \lfloor \frac{p-1}{2} \rfloor = \begin{cases} \frac{p-1}{2}, & p \text{ is odd,} \\ \frac{p-2}{2}, & p \text{ is even.} \end{cases} \quad (3.1)$$

We present the idea in 1D. We obtain the 1D matrix problem and then apply the tensor-product structure to construct an approximate matrix problem for multi-dimensional problems.

In 1D, we consider the problem (2.1) on the unit interval $\Omega = [0, 1]$. We propose the boundary penalization to the isogeometric analysis of (2.1) in 1D as: Find $\tilde{\lambda}^h \in \mathbb{R}$ and $\tilde{u}^h \in V_p^h$ such that

$$\tilde{a}(w^h, \tilde{u}^h) = \tilde{\lambda}^h b(w^h, \tilde{u}^h), \quad \forall w^h \in V_p^h, \quad (3.2)$$

where for $w, v \in V_p^h$

$$\tilde{a}(w, v) = \int_0^1 w' v' dx + \sum_{\ell=1}^{\alpha} \eta_{a,\ell} \pi^2 h^{6\ell-3} s^{(2\ell)}(w, v), \quad (3.3a)$$

$$\tilde{b}(w, v) = \int_0^1 w v dx + \sum_{\ell=1}^{\alpha} \eta_{b,\ell} h^{6\ell-1} s^{(2\ell)}(w, v), \quad (3.3b)$$

$$s^{(2\ell)}(w, v) = w^{(2\ell)}(0)v^{(2\ell)}(0) + w^{(2\ell)}(1)v^{(2\ell)}(1), \quad (3.3c)$$

and $\eta_{a,\ell}, \eta_{b,\ell}$ are parameters that penalize the (jumps of) product of higher-order derivatives at the domain boundaries. As a default we set $\eta_{a,\ell} = \eta_{b,\ell} = 1$. We refer to this penalty technique near the boundaries as a discrete correction (DC) technique while the overall method as a discretely corrected isogeometric analysis (CD-IGA).

Remark 1. For the bilinear form $\tilde{a}(\cdot, \cdot)$, we set the scaling $h^{6\ell-3}$, where $6\ell-3 = (4\ell-1) + 2(\ell-1)$. The part $(4\ell-1)$ contributes to the scaling that is consistent the scaling of the original inner-product of the derivatives (w', v') . The part $2(\ell-1)$ contributes to the consistency errors from the $(-\Delta)^\ell u = \lambda^\ell u$. As a consequence, we rewrite $\lambda^\ell = \lambda \lambda^{\ell-1}$, where $\lambda^{\ell-1}$ scales like $\mathcal{O}(h^{2(1-\ell)})$ in the high-frequency region. Thus, the bilinear form $\tilde{b}(\cdot, \cdot)$ has a scaling with two extra orders with respect to h . We validate this observation in the numerical section.

As in (2.8), this leads to the matrix eigenvalue problem

$$\tilde{K}^{1D} U = \tilde{\lambda}^h \tilde{M}^{1D} U, \quad (3.4)$$

where $\tilde{K}_{kl} = \tilde{a}(\theta_p^k, \theta_p^l)$, $\tilde{M}_{kl} = \tilde{b}(\theta_p^k, \theta_p^l)$, and U is the corresponding representation of the eigenvector as the coefficients of the B-spline basis functions. Using the tensor-product structure and introducing the outer product, the corresponding 2D matrix problem is

$$(\tilde{K}_x^{1D} \otimes \tilde{M}_y^{1D} + \tilde{M}_x^{1D} \otimes \tilde{K}_y^{1D}) U = \tilde{\lambda}^h \tilde{M}_x^{1D} \otimes \tilde{M}_y^{1D} U, \quad (3.5)$$

where \otimes is the Kronecker product, and 3D matrix problem is

$$(\tilde{K}_x^{1D} \otimes \tilde{M}_y^{1D} \otimes \tilde{M}_z^{1D} + \tilde{M}_x^{1D} \otimes \tilde{K}_y^{1D} \otimes \tilde{M}_z^{1D} + \tilde{M}_x^{1D} \otimes \tilde{M}_y^{1D} \otimes \tilde{K}_z^{1D}) U = \tilde{\lambda}^h \tilde{M}_x^{1D} \otimes \tilde{M}_y^{1D} \otimes \tilde{M}_z^{1D} U, \quad (3.6)$$

where $\tilde{K}_q^{1D}, \tilde{M}_q^{1D}, q = x, y, z$ are 1D matrices generated as in (3.4) from the modified bilinear forms in (3.3). We refer to [15, 27] for similar extensions to multiple dimensions.

Alternatively, for multiple dimensional problem (2.1), to remove the outliers, one can penalize the boundary nodes similarly with the following bilinear forms

$$\tilde{a}(w, v) = (\nabla w, \nabla v) + \sum_{\ell=1}^{\alpha} \eta_{a,\ell} \pi^2 h^{6\ell-3} s^{(2\ell)}(w, v), \quad (3.7a)$$

$$\tilde{b}(w, v) = (w, v) + \sum_{\ell=1}^{\alpha} \eta_{b,\ell} h^{6\ell-1} s^{(2\ell)}(w, v), \quad (3.7b)$$

$$s^{(2\ell)}(w, v) = (\Delta^\ell w, \Delta^\ell v)_{\partial\Omega}, \quad (3.7c)$$

where $(\cdot, \cdot)_{\partial\Omega}$ denotes the L^2 inner product on the boundary $\partial\Omega$. These bilinear forms lead to matrix eigenvalue problems which are slightly different (i.e., modified entries near the boundaries) from the problems (3.5) in 2D and (3.6) in 3D. The advantage is that on the penalty terms, one does not require a tensor-product mesh (but may require on the original isogeometric basis functions). In the numerical simulation, we observe that these bilinear forms remove the outliers. However, the spectral errors at high-frequency region are larger. Thus, for multiple dimensional problem (2.1), we focus on the (3.5) in 2D and (3.6) in 3D.

Remark 2. *The new scheme corresponds to a consistent boundary penalization. The correction is consistent in the sense that the extra terms vanish for smooth solutions. For $p = 1, 2$, $\alpha = 0$, thus, the extra terms become zeros. There are no outliers and hence no modification to the bilinear forms. The additional terms penalize the jumps of the spatial operators at the boundary nodes. The jump terms consider the differences of the 2ℓ -th derivatives of the basis functions and the Dirichlet boundary values (zeros, in this case, hence omitted in the modified bilinear forms).*

Our numerical results show that for $\ell \geq 1$, we can set $\eta_{a,\ell} = 0$ or $\eta_{b,\ell} = 0$ and assign the other parameter appropriately to remove the outliers from the spectrum. However, the eigenfunction errors remain large. When $\eta_{a,\ell} > 0$ or $\eta_{b,\ell} > 0$, the eigenfunction errors decrease in the high-frequency region. By default, we set $\eta_{a,\ell} = \eta_{b,\ell} = 1$ for all ℓ . The modifications to the variational forms are local to the basis functions with support on the elements contiguous to the boundary. With these modifications, we observe optimally convergent errors in both eigenvalues and eigenfunctions.

4. Neumann eigenvalue problem

Now, we consider the Neumann eigenvalue problem

$$\begin{aligned} -\Delta u &= \lambda u \quad \text{in } \Omega, \\ \nabla u \cdot \mathbf{n} &= 0 \quad \text{on } \partial\Omega. \end{aligned} \quad (4.1)$$

For this problem, the outliers start to appear in the spectrum of isogeometric elements when using C^1 quadratic elements. We describe the bilinear forms for the 1D case to obtain the matrix problem (3.4) that remove the outliers from the discrete solution.

We denote

$$\beta = \lfloor \frac{p}{2} \rfloor = \begin{cases} \frac{p}{2}, & p \text{ is even,} \\ \frac{p-1}{2}, & p \text{ is odd.} \end{cases} \quad (4.2)$$

Extending the arguments we propose for the Dirichlet eigenvalue problem (2.1), we introduce a boundary penalization to the isogeometric discretization of (4.1) in 1D as: Find $\hat{\lambda}^h \in \mathbb{R}$ and $\hat{u}^h \in V_p^h$ such that

$$\hat{a}(w^h, \hat{u}^h) = \hat{\lambda}^h b(w^h, \hat{u}^h), \quad \forall w^h \in V_p^h, \quad (4.3)$$

where for $w, v \in V_p^h$

$$\hat{a}(w, v) = \int_0^1 w' v' dx + \sum_{\ell=1}^{\beta} \hat{\eta}_{a,\ell} \pi^2 h^{6\ell-5} s^{(2\ell-1)}(w, v), \quad (4.4a)$$

$$\hat{b}(w, v) = \int_0^1 wv dx + \sum_{\ell=1}^{\beta} \hat{\eta}_{b,\ell} h^{6\ell-3} s^{(2\ell-1)}(w, v), \quad (4.4b)$$

$$s^{(2\ell-1)}(w, v) = w^{(2\ell-1)}(0)v^{(2\ell-1)}(0) + w^{(2\ell-1)}(1)v^{(2\ell-1)}(1), \quad (4.4c)$$

and $\hat{\eta}_{a,\ell}, \hat{\eta}_{b,\ell}$ penalize the jumps. By default, we set $\hat{\eta}_{a,\ell} = \hat{\eta}_{b,\ell} = 1$. We use the scaling orders by following the arguments in Remark 1 for the Dirichlet eigenvalue problem. Similarly, for multiple dimensional problem (4.1), we use (3.5) and (3.6) for 2D and 3D matrix problems, respectively.

5. Infinite penalization and boundary dispersion analysis

In this section, we consider the limiting case when the penalty goes to ∞ . In such case, the penalized terms on $(-\Delta)^\alpha u = \lambda^\alpha u$ at the boundaries become strong boundary conditions for the resulting matrix problems. In particular, for the Dirichlet eigenvalue problem (2.1), we present the dispersion analysis near the boundaries for C^2 cubic isogeometric elements. For the Neumann eigenvalue problem (4.1), we present the dispersion analysis near the boundaries for C^1 quadratic isogeometric elements. In these two cases on uniform meshes, we obtain the exact eigenvalues and eigenvectors from the resulting matrix eigenvalue problems. In order to give the exact eigenpairs, we first present the following result.

Theorem 1 (Analytical eigenvalues and eigenvectors, case 1). *Let $G^{(\xi)} = (G_{j,k}^{(\xi)})$ be a square matrix with dimension n such that*

$$G_{j,j+k}^{(\xi)} = \xi_{|k|}, \quad |k| \leq m, \quad j = 1, \dots, n. \quad (5.1)$$

Let $H^{(\xi)} = (H_{j,k}^{(\xi)})$ be a zero square matrix with dimension n . For $m \geq 2$, we modify $H^{(\xi)}$ with

$$H_{j,k}^{(\xi)} = H_{n-j+1, n-k+1}^{(\xi)} = \xi_{j+k}, \quad k = 1, \dots, m-j, \quad j = 1, \dots, m-1. \quad (5.2)$$

Let $A = G^{(\mu)} - H^{(\mu)}$, $B = G^{(\nu)} - H^{(\nu)}$. Assume that B is invertible. Then, the generalized matrix eigenvalue problem $AX = \lambda BX$ has eigenpairs (λ_j, X_j) with $X_j = (X_{j,1}, \dots, X_{j,n})^T$

where

$$\lambda_j = \frac{\mu_0 + 2 \sum_{l=1}^m \mu_l \cos(lj\pi h)}{\nu_0 + 2 \sum_{l=1}^m \nu_l \cos(lj\pi h)}, \quad X_{j,k} = c \sin(j\pi kh), \quad h = \frac{1}{n+1}, \quad j, k = 1, 2, \dots, n, \quad (5.3)$$

where $0 \neq c \in \mathbb{R}$.

Proof. The matrices defined here are Toeplitz matrices with modified entries near the boundaries. From Bloch wave assumption and with the modifications near the boundaries in mind, we seek eigenvectors of the form $\sin(j\pi kh)$. Using the trigonometric identity $\sin(\alpha \pm \beta) = \sin(\alpha)\cos(\beta) \pm \cos(\alpha)\sin(\beta)$, one can verify that each row of the problem $AX = \lambda BX$, i.e., $\sum_{k=1}^n A_{ik} X_{j,k} = \lambda \sum_{k=1}^n B_{ik} X_{j,k}$, $i = 1, \dots, n$, reduces to $\alpha_0 + 2 \sum_{l=1}^m \alpha_l \cos(lj\pi h) = \lambda(\beta_0 + 2 \sum_{l=1}^m \beta_l \cos(lj\pi h))$. This is independent of the row number i , that is, all the boundary and internal rows lead to the same expression. The problem has at most n eigenpairs and the n eigenvectors are linearly independent. Thus, the n eigenpairs (λ_j, X_j) given in (5.3) are the analytical solutions to the problem $AX = \lambda BX$. This completes the proof. \square

The eigenpairs given in this theorem correspond to the Dirichlet eigenvalue problem. Similarly, we have the following result which corresponds to the Neumann eigenvalue problem. We omit the proof for brevity.

Theorem 2 (Analytical eigenvalues and eigenvectors, case 2). *Let $G^{(\xi)}$ be defined in (5.1). Let $H^{(\xi)} = (H_{j,k}^{(\xi)})$ be a zero square matrix with dimension n . We modify $H^{(\xi)}$ with*

$$H_{j,k}^{(\xi)} = H_{n-j+1, n-k+1}^{(\xi)} = \xi_{j+k-1}, \quad k = 1, \dots, m-j+1, \quad j = 1, \dots, m. \quad (5.4)$$

Let $A = G^{(\mu)} + H^{(\mu)}$, $B = G^{(\nu)} + H^{(\nu)}$. Assume that B is invertible. Let $h = \frac{1}{n}$. Then, the generalized matrix eigenvalue problem $AX = \lambda BX$ has eigenpairs (λ_j, X_j) with $X_j = (X_{j,1}, \dots, X_{j,n})^T$ where

$$\lambda_{j+1} = \frac{\mu_0 + 2 \sum_{l=1}^m \mu_l \cos(lj\pi h)}{\nu_0 + 2 \sum_{l=1}^m \nu_l \cos(lj\pi h)}, \quad X_{j+1,k} = c \cos\left(j\pi\left(k - \frac{1}{2}\right)h\right) \quad (5.5)$$

with $k = 1, 2, \dots, n$, $j = 0, 1, \dots, n-1$, $0 \neq c \in \mathbb{R}$.

The matrix G defined in (5.1) is a Toeplitz matrix while the matrices H defined in (5.2) and (5.4) are zero matrices with modified entries at the first and last few rows (near boundaries). All these matrices are symmetric and persymmetric. We refer to [18, Theorems 1 and 4] for more details.

5.1. C^2 cubic elements for the Dirichlet eigenvalue problem

First, we solve the problem (2.1) in 1D by the isogeometric elements (2.7) with C^2 cubic B-splines. We discretize the unit interval $\Omega = [0, 1]$ with a uniform grid $\mathcal{T}_h = \{x_j = jh\}_{j=0}^N$, where $h = 1/N$ is the grid size. The C^2 cubic isogeometric elements lead to the stiffness and mass matrices (after applying the homogeneous Dirichlet boundary

where $\Lambda = (\omega_j h)^2$ and $\Lambda^h = h^2 \lambda_j^h$. The dispersion error is given by subtracting both sides Λ and dividing both sides by h^2 . Similarly, the first four (similarly, for the last four) rows of matrix problem (2.8) with K and M defined in (5.6) lead to the dispersion relations

$$\begin{aligned}
\lambda_j^h h^2 &= -42 + \frac{2016(10 + 11 \cos(\omega_j h) + 2 \cos(2\omega_j h))}{430 + 526 \cos(\omega_j h) + 116 \cos(2\omega_j h) + \cos(3\omega_j h)}, \\
\lambda_j^h h^2 &= -42 + \frac{4032(40 + 76 \cos(\omega_j h) + 47 \cos(2\omega_j h) + 4 \cos(3\omega_j h))}{3841 + 7066 \cos(\omega_j h) + 4532 \cos(2\omega_j h) + 478 \cos(3\omega_j h) + 4 \cos(4\omega_j h)}, \\
\lambda_j^h h^2 &= -42 + \frac{1008(57 + 96 \cos(\omega_j h) + 108 \cos(2\omega_j h) + \dots)}{1355 + 2324 \cos(\omega_j h) + 2536 \cos(2\omega_j h) + \dots}, \\
\lambda_j^h h^2 &= -42 + \frac{84(96 \sin(2\omega_j h) + 1176 \sin(3\omega_j h) + \dots)}{3 \sin(\omega_j h) + 239 \sin(2\omega_j h) + \dots},
\end{aligned} \tag{5.10}$$

which have the following error representations

$$\begin{aligned}
\Lambda^h &= \frac{1302}{1073} + \mathcal{O}(\Lambda), \\
\Lambda^h &= \frac{518}{1769} + \mathcal{O}(\Lambda), \\
\Lambda^h &= \frac{42}{941} + \mathcal{O}(\Lambda), \\
\Lambda^h &= \frac{14}{13439} + \mathcal{O}(\Lambda),
\end{aligned} \tag{5.11}$$

respectively. These dispersion relations and errors near the boundary are inconsistent with (5.8) and (5.9) for the internal nodes. This inconsistency leads to the outliers in the approximate spectrum. The boundary penalization technique proposed in Section 3 recovers the consistency weakly. In the limiting case when the penalty goes to infinity for C^2 cubic elements, the consistency can be recovered strongly. We perform the analysis as follows.

In the limiting case when the penalty goes to ∞ , the penalized terms in (3.3) at the boundaries $x = 0$ and $x = 1$ become the conditions on the unknown vector components of the generalized matrix eigenvalue problem (2.8)

$$3U_1 - U_2 = 0, \quad 3U_{N+1} - U_N = 0. \tag{5.12}$$

We apply these conditions to reduce the matrix eigenvalue problem (2.8) from dimension $(N + 1) \times (N + 1)$ to dimension $(N - 1) \times (N - 1)$. In particular, we multiply the first column by $\frac{1}{3}$ and add the result to the second column, then multiply the first row by $\frac{1}{3}$ and add the result to the second row. Similarly, we multiply the $(N + 1)$ -th column by $\frac{1}{3}$ and add the result to the N -th column, then multiply the $(N + 1)$ -th row by $\frac{1}{3}$ and add

which are of dimensions $N \times N$. Applying Theorem 2, we have the following result.

Theorem 4 (Analytical solutions). *Let \tilde{K} and \tilde{M} be defined in (5.22). The problem $\tilde{K}U = \lambda^h \tilde{M}U$ has analytical eigenpairs (λ_j^h, U_j) where*

$$\lambda_{j+1}^h = -20N^2 + \frac{240N^2(3 + 2\cos(j\pi h))}{33 + 26\cos(j\pi h) + \cos(2j\pi h)}, \quad U_{j,k} = c \cos\left(j\pi\left(k - \frac{1}{2}\right)h\right) \quad (5.23)$$

with $h = \frac{1}{N}$, $k = 1, 2, \dots, N$, $j = 0, 1, 2, \dots, N-1$, $0 \neq c \in \mathbb{R}$.

Similarly as in the case of C^2 cubic elements for the Dirichlet eigenvalue problem, the corresponding dispersion relations for both the internal and boundary nodes are consistent and outliers are eliminated. We also note that with these analytical eigenvector components, the eigenfunction errors are optimal.

6. Numerical examples

In this section, we present numerical simulations of problem (2.1) in 1D, 2D, and 3D using isogeometric elements. Once we solve the eigenvalue problem, we sort the discrete eigenvalues in ascending order and pair them with the exact eigenvalues. We focus on the numerical approximation properties of the eigenvalues. In the case of 1D, however, we also report the eigenfunction (EF) errors in H^1 semi-norm (energy norm). To have comparable scales, we collect the relative eigenvalue errors and scale the energy norm by the corresponding eigenvalues [7, 10]. The relative eigenvalue errors are

$$e_{\lambda_j} = \frac{\lambda_j^h - \lambda_j}{\lambda_j}, \quad \tilde{e}_{\lambda_j} = \frac{\tilde{\lambda}_j^h - \lambda_j}{\lambda_j}. \quad (6.1)$$

From the minimax principle [13], $e_{\lambda_j} > 0$. To see the trend after removing the outliers, we do not apply the absolute values of the eigenvalue errors. We define the scaled eigenfunction error in the energy norm as

$$e_{u_j} = \frac{|u_j - u_j^h|_{1,\Omega}}{\lambda_j}, \quad \tilde{e}_{u_j} = \frac{|u_j - \tilde{u}_j^h|_{1,\Omega}}{\lambda_j}. \quad (6.2)$$

6.1. Dirichlet eigenvalue problem

6.1.1. Numerical study in 1D

We consider $\Omega = [0, 1]$. The one dimensional differential eigenvalue problem (2.1) has the following explicit eigenvalues and eigenfunctions

$$\lambda_j = j^2 \pi^2, \quad \text{and} \quad u_j = \sqrt{2} \sin(j\pi x), \quad j = 1, 2, \dots,$$

respectively.

Figures 2–5 show the relative eigenvalue and eigenfunction errors in energy norm errors of C^2 cubic, C^3 quartic, C^4 quintic, and C^5 sextic isogeometric approximations using the boundary penalization, respectively. In all the cases, we use $N = 100$ uniform elements. We set the penalty parameters to the default value of 1 in all cases. The

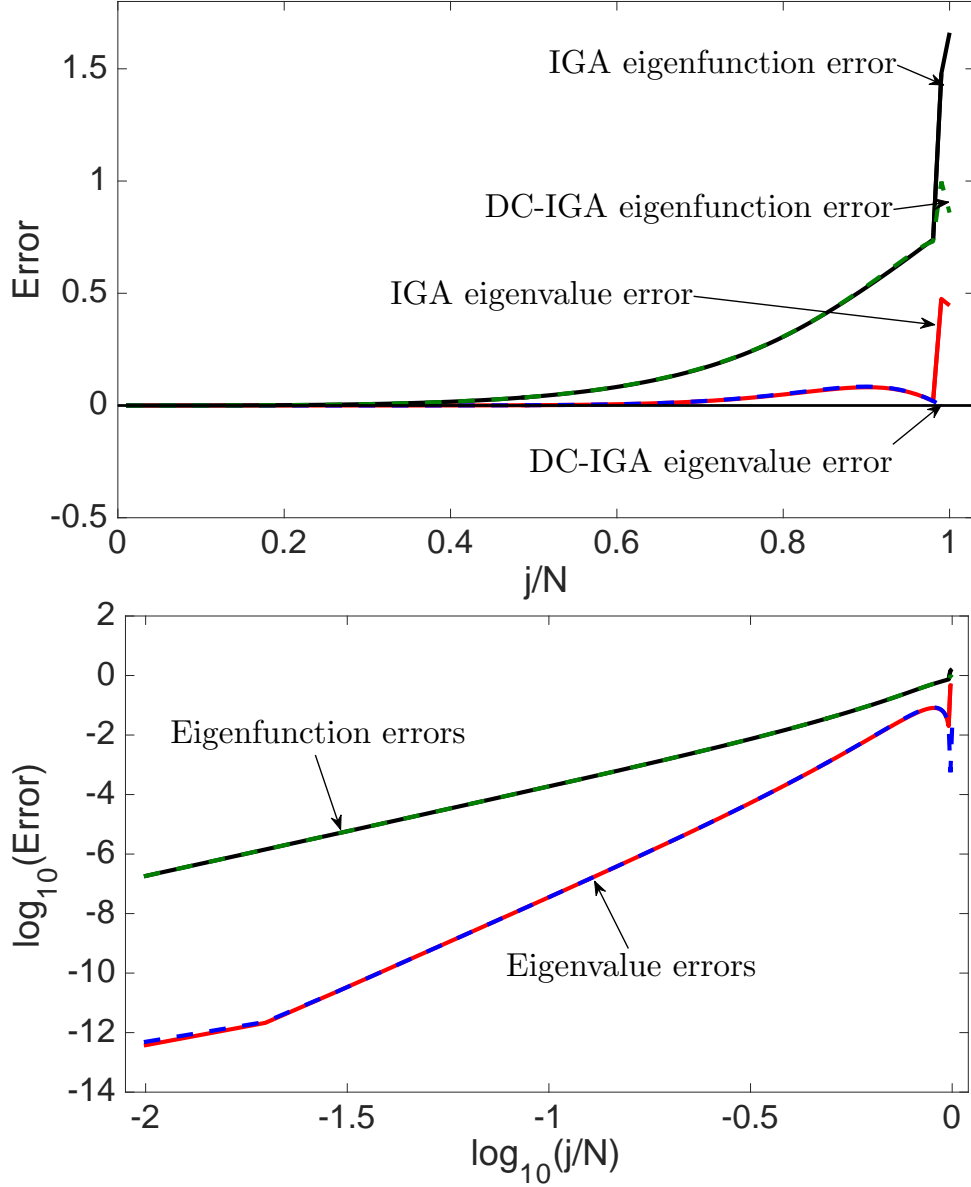


Figure 2: Eigenvalue and eigenfunction errors when using C^2 cubic elements with $N = 100$.

solid lines show the original error curves of the isogeometric elements, while the dotted lines show the discretely corrected errors. In all the cases, the consistent boundary penalization removes outliers from the spectrum.

For cubic and quartic elements, our experiments show that the boundary penalization with slightly larger penalty parameters (in the scale of $\mathcal{O}(h^{-1})$) also removes the

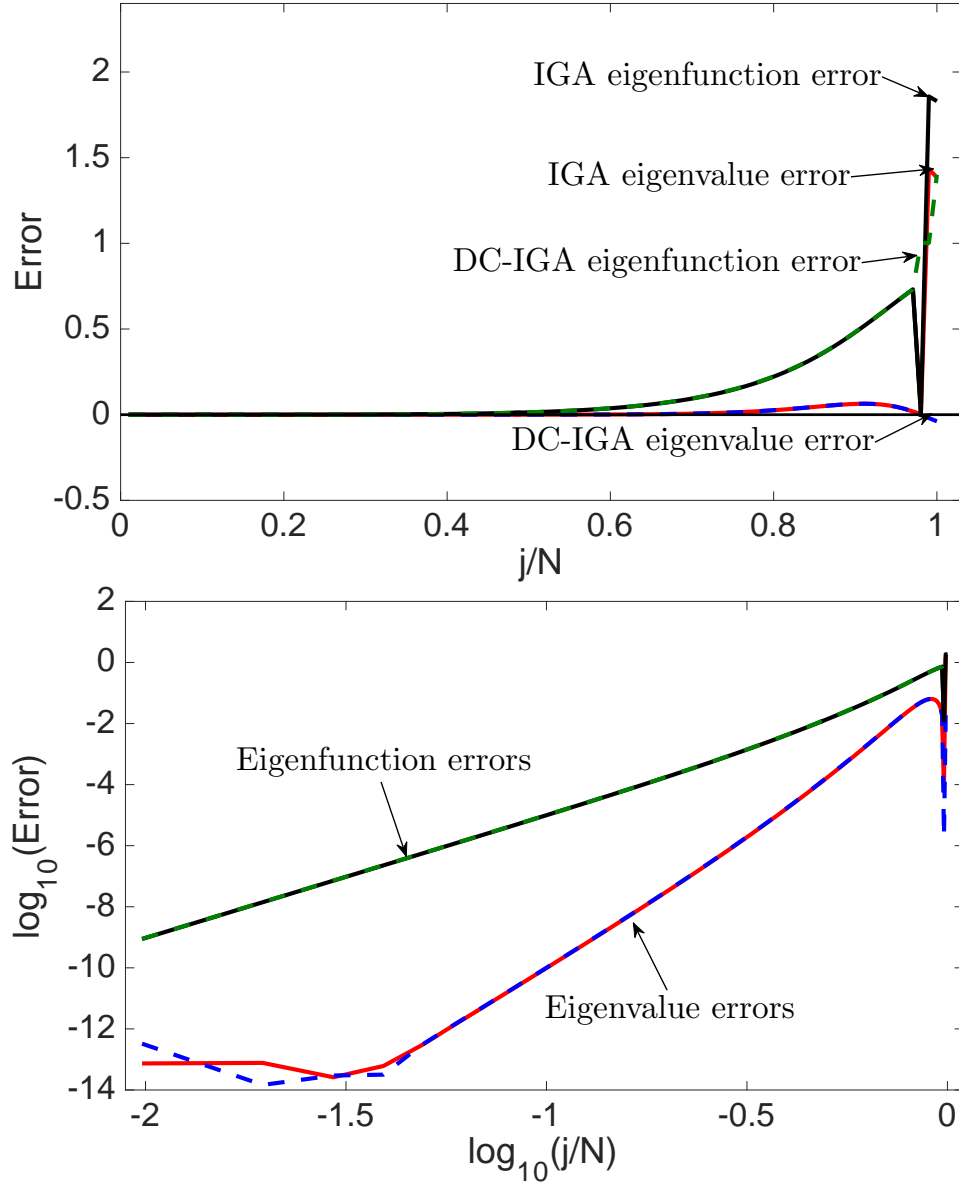


Figure 3: Eigenvalue and eigenfunction errors when using C^3 quartic elements with $N = 100$.

outliers while maintaining accuracy in the lower-frequency region. If the penalty parameters are large (in the scale of $\mathcal{O}(h^{-2})$), then we lose accuracy in the lower-frequency region. We observe a similar behavior for quintic and sextic elements.

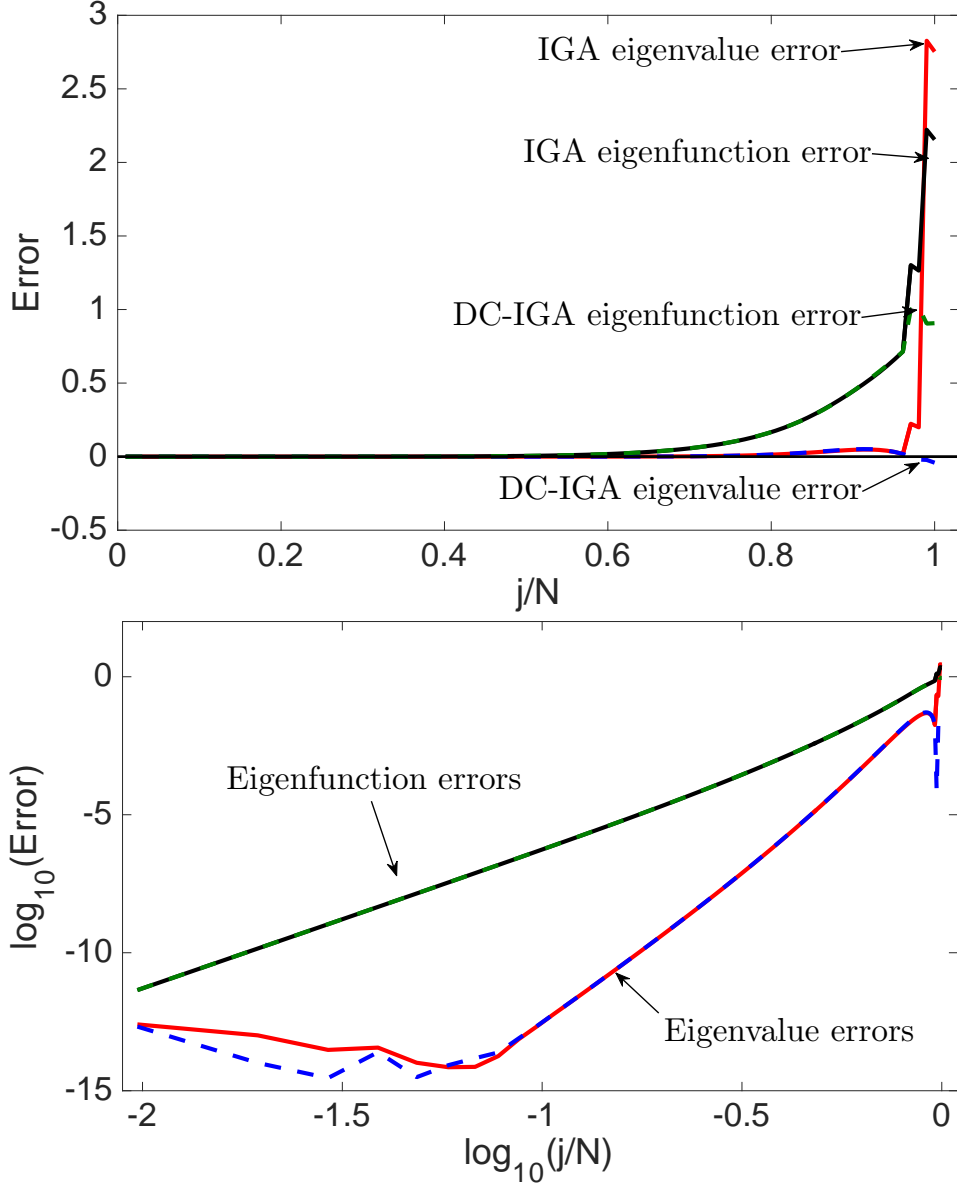


Figure 4: Eigenvalue and eigenfunction errors when using C^4 quintic elements with $N = 100$.

6.1.2. Numerical study in 2D

Let $\Omega = [0, 1] \times [0, 1]$. The two dimensional differential eigenvalue problem (2.1) has exact eigenvalues and eigenfunctions

$$\lambda_{jk} = (j^2 + k^2)\pi^2, \quad \text{and} \quad u_{jk} = 2 \sin(j\pi x) \sin(k\pi y), \quad j, k = 1, 2, \dots,$$

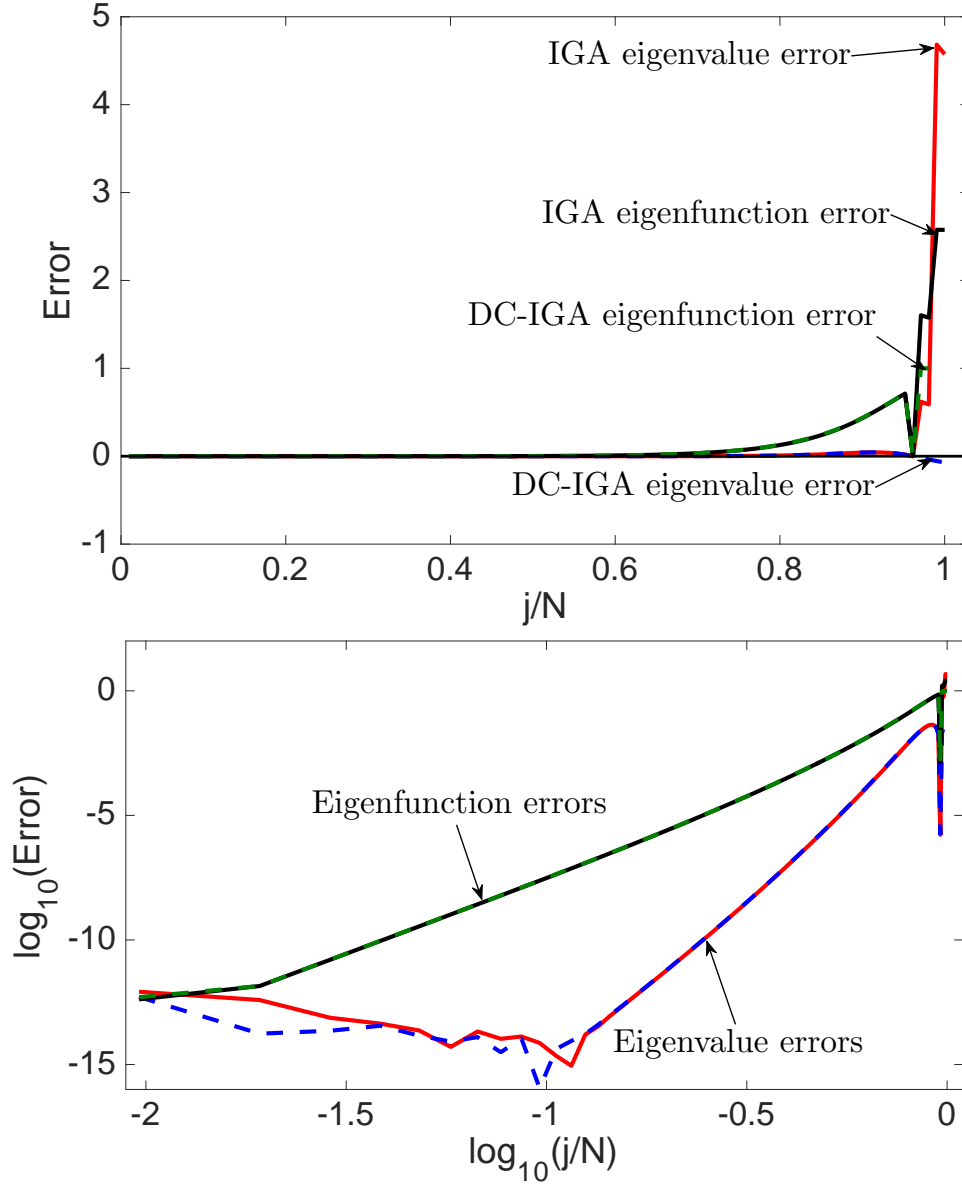


Figure 5: Eigenvalue and eigenfunction errors when using C^5 sextic elements with $N = 100$.

respectively. Figures 6–9 show the relative eigenvalue errors of C^2 cubic, C^3 quartic, C^4 quintic, and C^5 sextic isogeometric elements, respectively. We build the basis functions on a uniform mesh with 40×40 elements. We set the penalty parameters to 1 as a default. This penalization removes all outliers. More importantly, the corrected relative eigenvalue error curves remain almost flat when compared to the original ones. That is,

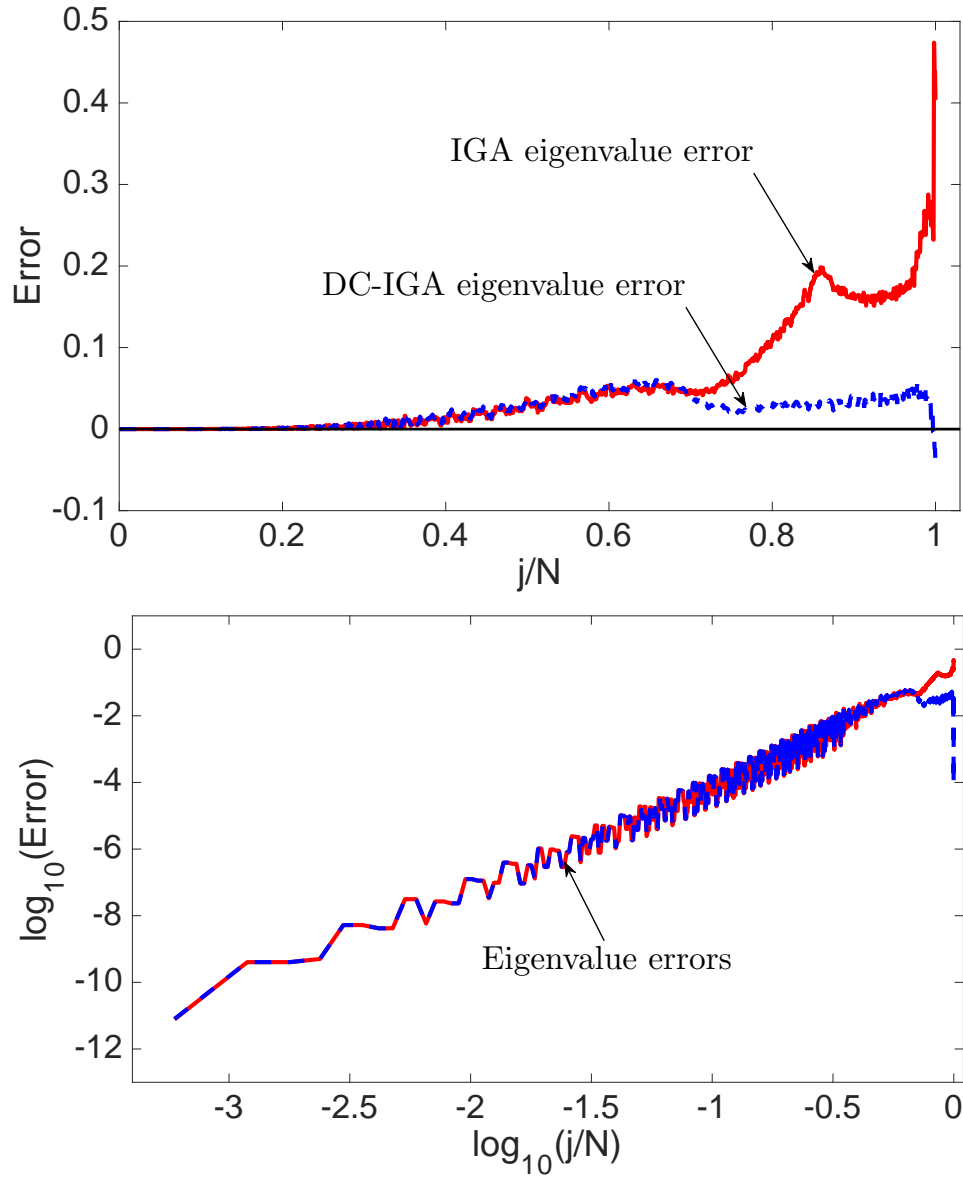


Figure 6: Eigenvalue errors when using C^2 cubic isogeometric elements with $N = 40 \times 40$.

the overall spectral approximation improves significantly. For brevity, we do not include a full set of 3D results, but the performance is similar; see Figure 10 for an example of C^3 quartic isogeometric analysis in 3D.

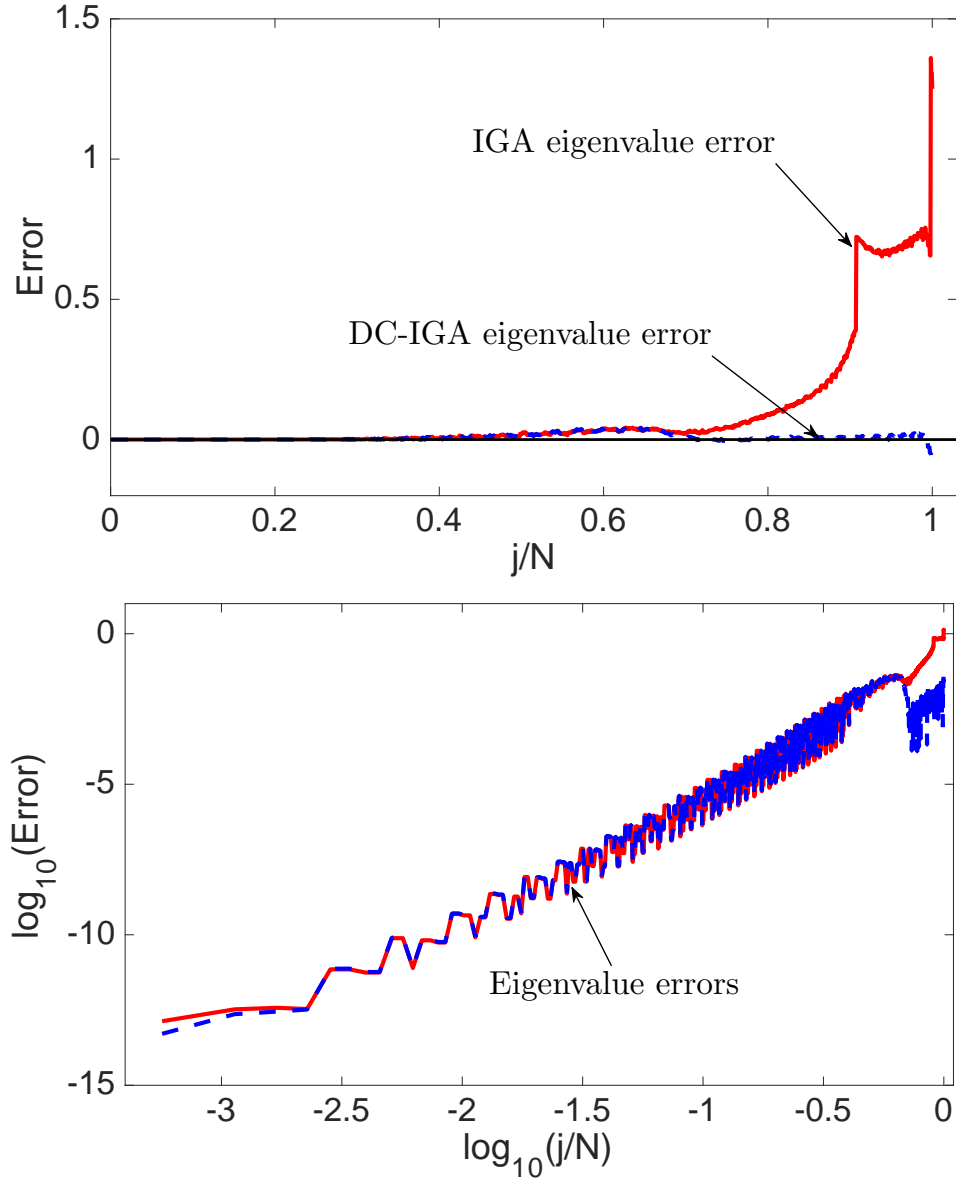


Figure 7: Eigenvalue errors when using C^3 quartic isogeometric elements with $N = 40 \times 40$.

6.2. Neumann eigenvalue problem

For simplicity, we report the results for 2D Neumann eigenvalue problem (4.1). Figures 11 to 14 show the relative eigenvalue errors of C^1 quadratic, C^2 cubic, C^3 quartic, and C^4 quintic isogeometric elements, respectively. We use a uniform mesh with 40×40 elements. We set the penalty parameters to 1. The boundary penalization removes

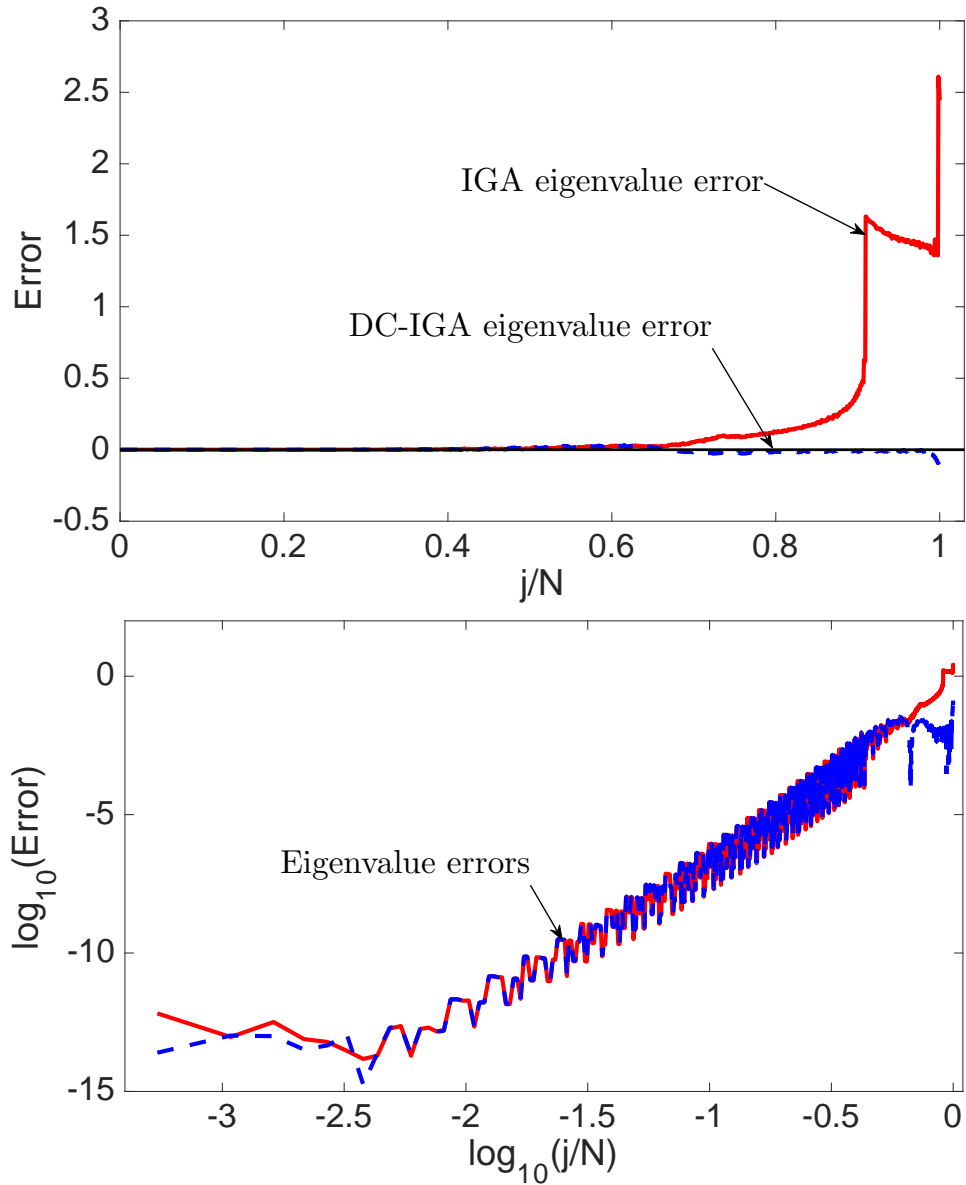


Figure 8: Eigenvalue errors when using C^4 quintic isogeometric elements with $N = 40 \times 40$.

all the outliers, and the eigenvalue error curves are almost flat in comparison with the original ones.

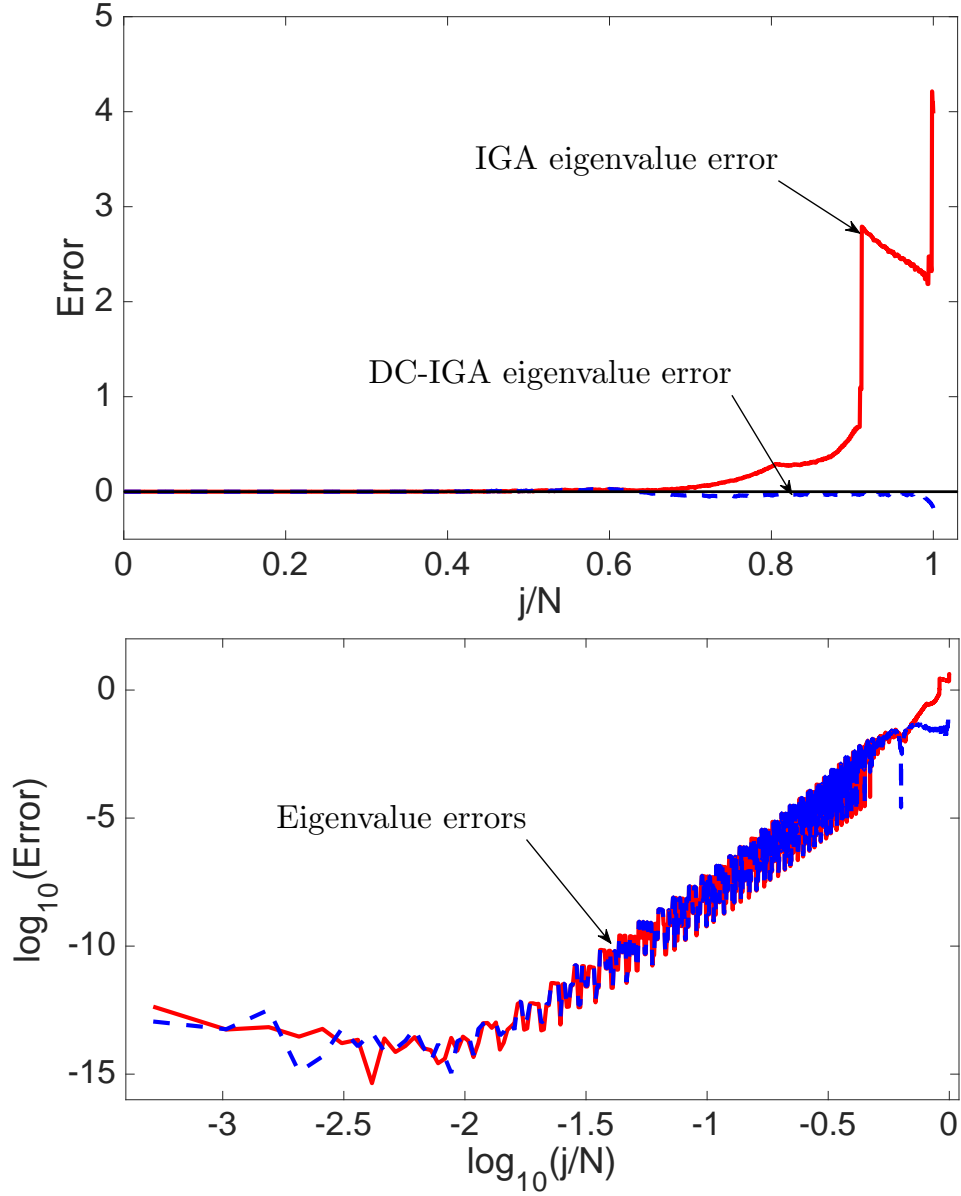


Figure 9: Eigenvalue errors when using C^5 sextic isogeometric elements with $N = 40 \times 40$.

7. Concluding remarks

We remove the outliers from the discrete spectrum of isogeometric analysis. By removing the outliers, we improve the overall spectrum significantly, especially in multiple dimensions. Consequently, we improve the approximate eigenfunctions in the high-frequency regions. The methods add penalizations to the discrete systems only for the

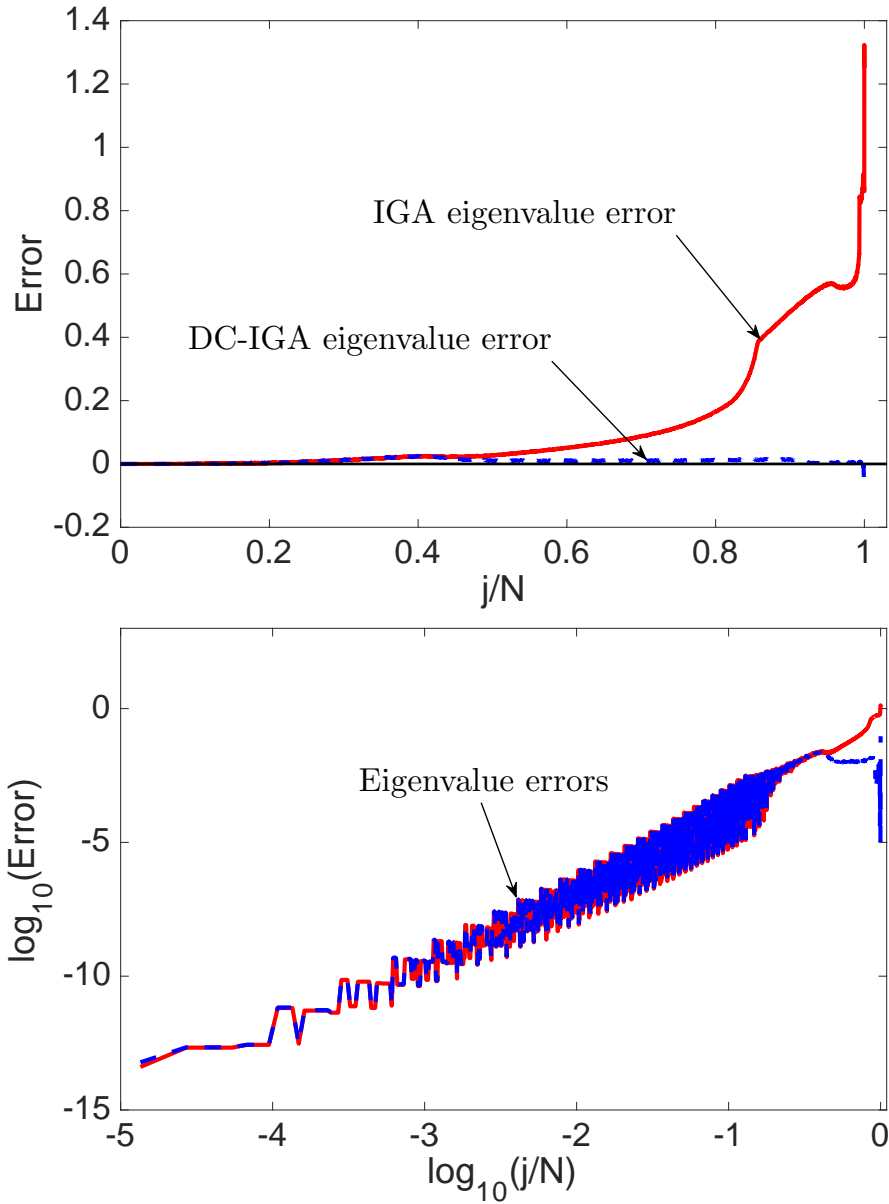


Figure 10: Eigenvalue errors when using C^3 quartic isogeometric elements with $N = 40 \times 40 \times 40$ in 3D.

degrees of freedom near the boundaries. Thus, the implementation of the boundary penalization is simple to perform in existing isogeometric analysis codes. Our numerical simulation also shows that the technique works equally well for both the Dirichlet and Neumann eigenvalue problems when using the open knots and non-open knots.

As future work, we will perform the dispersion error analysis for higher-order ele-

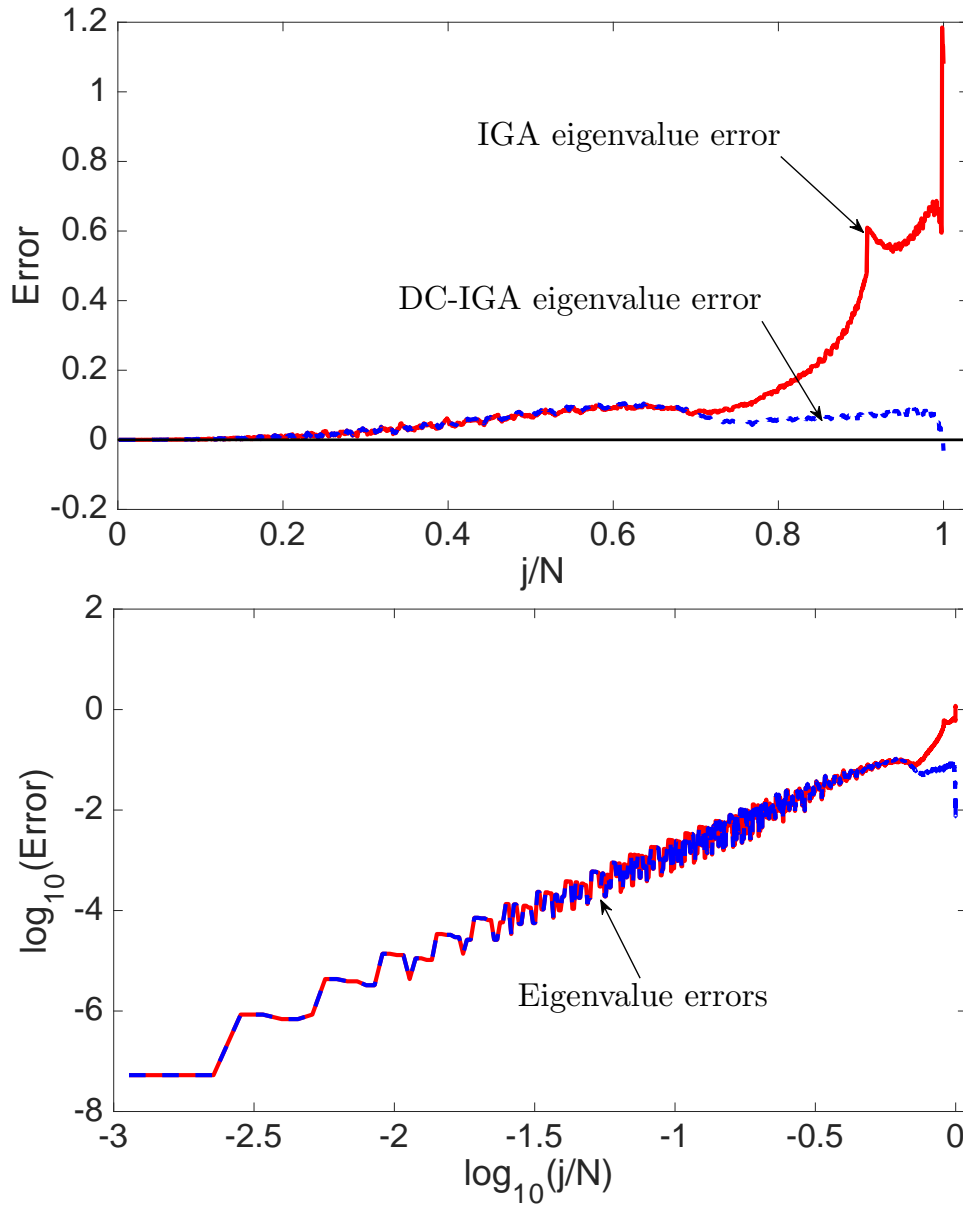


Figure 11: Eigenvalue errors of the Neumann eigenvalue problem when using C^1 quadratic isogeometric elements with $N = 40 \times 40$.

ments to characterize the approximate eigenvalue errors analytically and study to remove the outliers by imposing the extra conditions strongly. The strong imposition will require a reconstruction of the basis functions near the boundary elements. We will also analyze the impact of the outlier-removal techniques on time marching for time-dependent

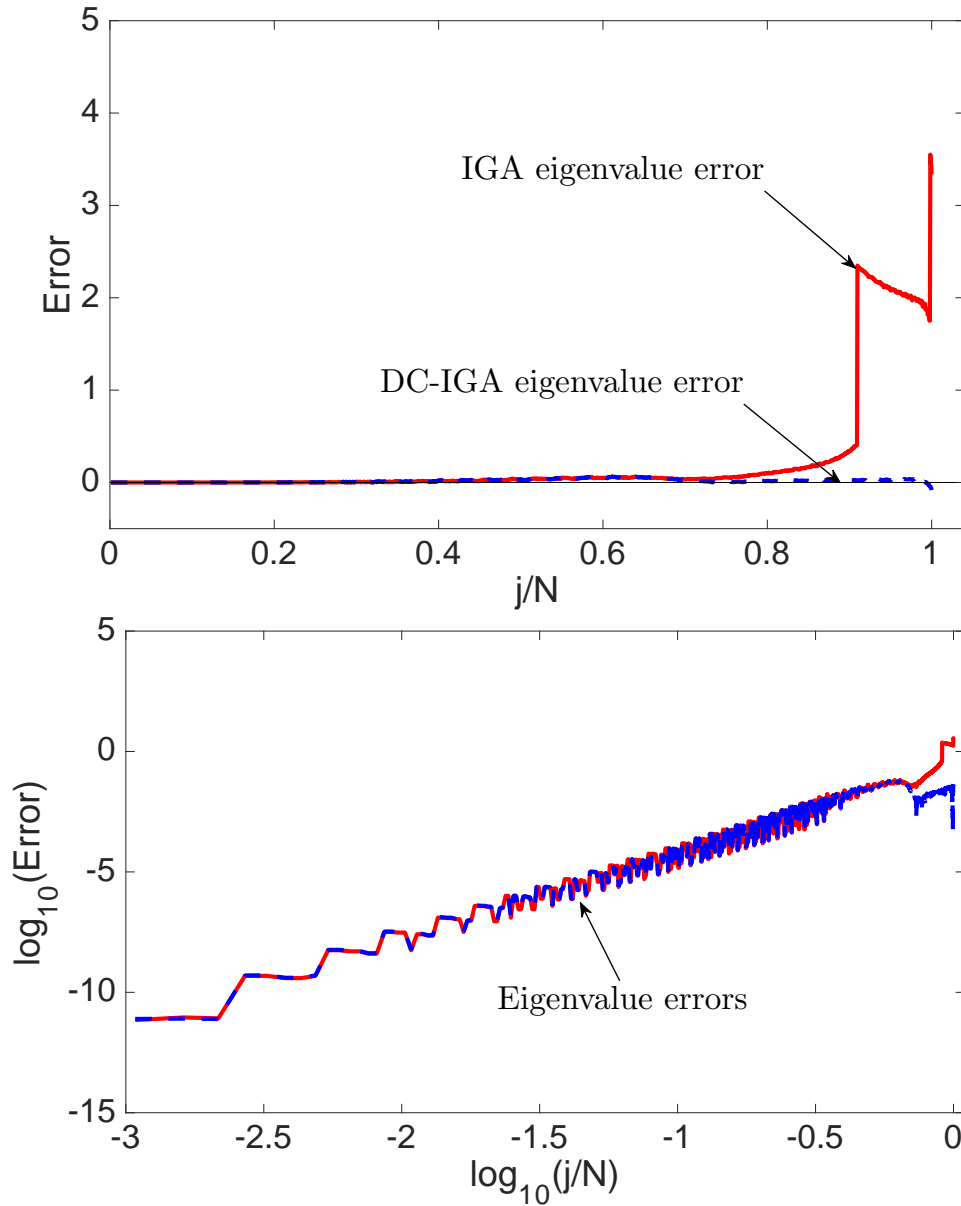


Figure 12: Eigenvalue errors of the Neumann eigenvalue problem when using C^2 cubic isogeometric elements with $N = 40 \times 40$.

partial differential equations, especially the effects of high-frequency error pollutions in the time-marching schemes. In our experience, we expect to have a significantly larger critical time step allowing for faster explicit in time isogeometric analysis of engineering problems.

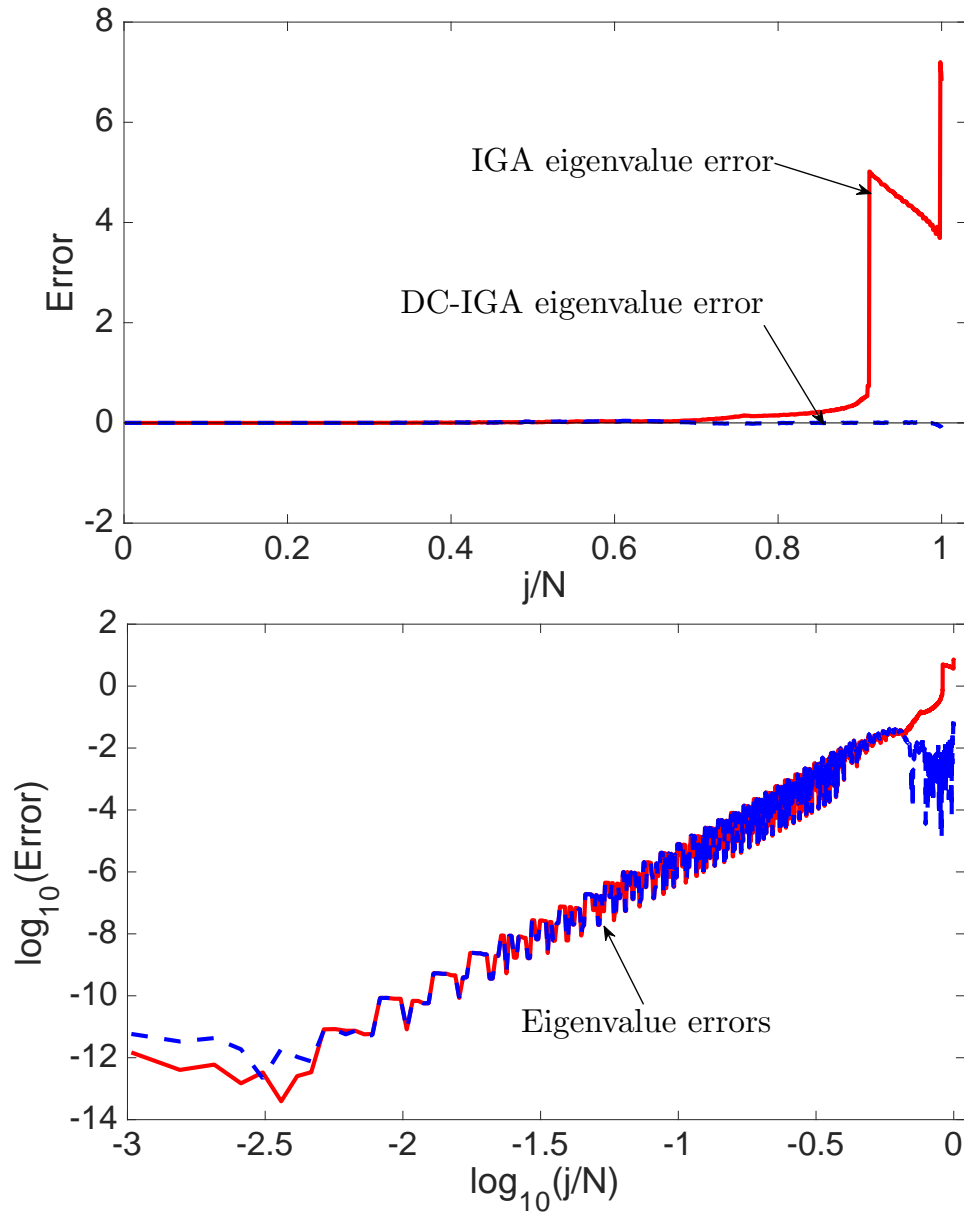


Figure 13: Eigenvalue errors of the Neumann eigenvalue problem when using C^3 quartic isogeometric elements with $N = 40 \times 40$.

Acknowledgments

The authors thank professor Thomas J.R. Hughes (UT Austin) for several discussions and comments which led to an improvement of the paper. This publication was also made possible in part by the CSIRO Professorial Chair in Computational Geoscience

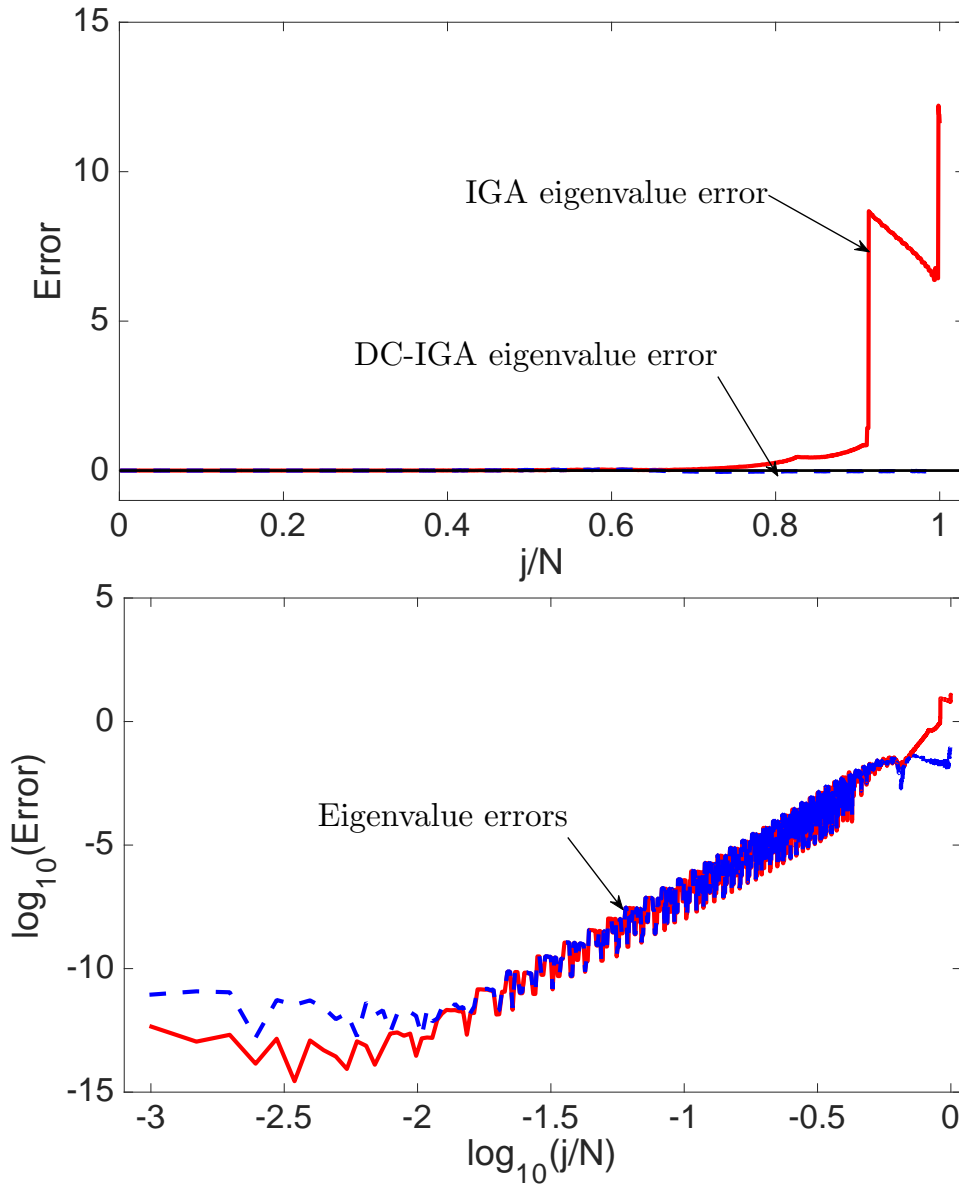


Figure 14: Eigenvalue errors of the Neumann eigenvalue problem when using C^4 quintic isogeometric elements with $N = 40 \times 40$.

at Curtin University and the Deep Earth Imaging Enterprise Future Science Platforms of the Commonwealth Scientific Industrial Research Organisation, CSIRO, of Australia. This project has received funding from the European Union's Horizon 2020 research and innovation program under the Marie Skłodowska-Curie grant agreement No 777778

(MATHROCKS). The Curtin Corrosion Centre and the Curtin Institute for Computation kindly provide ongoing support.

References

- [1] T. J. R. Hughes, J. A. Cottrell, Y. Bazilevs, Isogeometric analysis: CAD, finite elements, NURBS, exact geometry and mesh refinement, *Computer methods in applied mechanics and engineering* 194 (39) (2005) 4135–4195.
- [2] J. A. Cottrell, T. J. R. Hughes, Y. Bazilevs, *Isogeometric analysis: toward integration of CAD and FEA*, John Wiley & Sons, 2009.
- [3] J. A. Cottrell, A. Reali, Y. Bazilevs, T. J. R. Hughes, Isogeometric analysis of structural vibrations, *Computer methods in applied mechanics and engineering* 195 (41) (2006) 5257–5296.
- [4] T. J. R. Hughes, A. Reali, G. Sangalli, Duality and unified analysis of discrete approximations in structural dynamics and wave propagation: comparison of p-method finite elements with k-method NURBS, *Computer methods in applied mechanics and engineering* 197 (49) (2008) 4104–4124.
- [5] T. J. R. Hughes, J. A. Evans, A. Reali, Finite element and NURBS approximations of eigenvalue, boundary-value, and initial-value problems, *Computer Methods in Applied Mechanics and Engineering* 272 (2014) 290–320.
- [6] M. Bartoň, V. Calo, Q. Deng, V. Puzyrev, Generalization of the Pythagorean eigenvalue error theorem and its application to isogeometric analysis, in: *Numerical Methods for PDEs*, Springer, 2018, pp. 147–170.
- [7] V. Calo, Q. Deng, V. Puzyrev, Dispersion optimized quadratures for isogeometric analysis, *Journal of Computational and Applied Mathematics* 355 (2019) 283–300.
- [8] V. Calo, Q. Deng, V. Puzyrev, Quadrature blending for isogeometric analysis, *Procedia Computer Science* 108 (2017) 798–807.
- [9] Q. Deng, M. Bartoň, V. Puzyrev, V. Calo, Dispersion-minimizing quadrature rules for C1 quadratic isogeometric analysis, *Computer Methods in Applied Mechanics and Engineering* 328 (2018) 554–564.
- [10] V. Puzyrev, Q. Deng, V. M. Calo, Dispersion-optimized quadrature rules for isogeometric analysis: modified inner products, their dispersion properties, and optimally blended schemes, *Computer Methods in Applied Mechanics and Engineering* 320 (2017) 421–443.
- [11] V. Puzyrev, Q. Deng, V. Calo, Spectral approximation properties of isogeometric analysis with variable continuity, *Computer Methods in Applied Mechanics and Engineering* 334 (2018) 22–39.
- [12] Q. Deng, V. Calo, Dispersion-minimized mass for isogeometric analysis, *Computer Methods in Applied Mechanics and Engineering* 341 (2018) 71–92.
- [13] G. Strang, G. J. Fix, *An analysis of the finite element method*, Vol. 212, Prentice-hall Englewood Cliffs, NJ, 1973.
- [14] K. J. Marfurt, Accuracy of finite-difference and finite-element modeling of the scalar and elastic wave equations, *Geophysics* 49 (5) (1984) 533–549.
- [15] M. Ainsworth, H. A. Wajid, Optimally blended spectral-finite element scheme for wave propagation and nonstandard reduced integration, *SIAM Journal on Numerical Analysis* 48 (1) (2010) 346–371.
- [16] Q. Deng, V. Puzyrev, V. Calo, Optimal spectral approximation of 2n-order differential operators by mixed isogeometric analysis, *Computer Methods in Applied Mechanics and Engineering* 343 (2019) 297–313.
- [17] Q. Deng, V. Puzyrev, V. Calo, Isogeometric spectral approximation for elliptic differential operators, *Journal of Computational Science* (2018).
- [18] Q. Deng, Analytical solutions to some generalized matrix eigenvalue problems, *arXiv preprint arXiv:2007.08130* (2020).
- [19] C. De Boor, *A practical guide to splines*, Vol. 27, Springer-Verlag New York, 1978.
- [20] L. Piegl, W. Tiller, *The NURBS book*, Springer Science & Business Media, 1997.
- [21] A. Buffa, C. De Falco, G. Sangalli, Isogeometric analysis: new stable elements for the Stokes equation, *International Journal for Numerical Methods in Fluids* (2010).
- [22] J. A. Evans, T. J. Hughes, Isogeometric divergence-conforming b-splines for the Darcy–Stokes–Brinkman equations, *Mathematical Models and Methods in Applied Sciences* 23 (04) (2013) 671–741.
- [23] H. M. Hilber, T. J. Hughes, R. L. Taylor, Improved numerical dissipation for time integration algorithms in structural dynamics, *Earthquake Engineering & Structural Dynamics* 5 (3) (1977) 283–292.

- [24] J. Chung, G. Hulbert, A time integration algorithm for structural dynamics with improved numerical dissipation: the generalized- α method, *Journal of Applied Mechanics* 60 (2) (1993) 371–375.
- [25] P. N. Vabishchevich, *Additive Operator-Difference Schemes: Splitting Schemes*, Walter de Gruyter, 2013.
- [26] P. Behnoudfar, V. M. Calo, Q. Deng, P. D. Minev, A variationally separable splitting for the generalized- α method for parabolic equations, *International Journal for Numerical Methods in Engineering* 121 (5) (2020) 828–841.
- [27] L. Gao, *Kronecker products on preconditioning*, Ph.D. thesis, King Abdullah University of Science and Technology (2013).