

A Comparison of Reduced-Order Modeling Approaches for PDEs with Bifurcating Solutions*

Martin W. Hess[†] Annalisa Quaini[‡] Gianluigi Rozza[§]

April 4, 2022

Abstract

This paper focuses on reduced-order models (ROMs) built for the efficient treatment of PDEs having solutions that bifurcate as the values of multiple input parameters change. First, we consider a method called local ROM that uses k-means algorithm to cluster snapshots and construct local POD bases, one for each cluster. We investigate one key ingredient of this approach: the local basis selection criterion. Several criteria are compared and it is found that a criterion based on a regression artificial neural network (ANN) provides the most accurate results for a channel flow problem exhibiting a supercritical pitchfork bifurcation. The same benchmark test is then used to compare the local ROM approach with the regression ANN selection criterion to an established global projection-based ROM and a recently proposed ANN based method called POD-NN. We show that our local ROM approach gains more than an order of magnitude in accuracy over the global projection-based ROM. However, the POD-NN provides consistently more accurate approximations than the local projection-based ROM.

*Received... Accepted... Published online on... Recommended by... We acknowledge the support by European Union Funding for Research and Innovation - Horizon 2020 Program - in the framework of European Research Council Executive Agency: Consolidator Grant H2020 ERC CoG 2015 AROMA-CFD project 681447 “Advanced Reduced Order Methods with Applications in Computational Fluid Dynamics” (P.I. Prof. Gianluigi Rozza). We also acknowledge the INDAM-GNCS project “Advanced intrusive and non-intrusive model order reduction techniques and applications”, 2019. We acknowledge project MIUR PRIN 2017 NA-FROM-PDEs. This work was also partially supported by US National Science Foundation through grant DMS-1620384 and DMS-195353.

[†]SISSA Mathematics Area, mathLab, International School for Advanced Studies, via Bonomea 265, I-34136 Trieste, Italy.

[‡]Department of Mathematics, University of Houston, Houston, Texas 77204, USA.

[§]SISSA Mathematics Area, mathLab, International School for Advanced Studies, via Bonomea 265, I-34136 Trieste, Italy.

1 Introduction

We consider the problem of finding a function $u \in V$ such that

$$\mathcal{N}(u, v; \boldsymbol{\mu}) = \mathcal{F}(v; \boldsymbol{\mu}) \quad \forall v \in V, \quad (1)$$

where $\boldsymbol{\mu} \in D$ denotes a point in a parameter domain $D \subset \mathbb{R}^M$, V a function space, $\mathcal{N}(\cdot, \cdot; \boldsymbol{\mu})$ a given form that is linear in v but generally nonlinear in u , and $\mathcal{F}(\cdot)$ a linear functional on V . Note that either or both \mathcal{N} and \mathcal{F} could depend on some or all the components of the parameter vector $\boldsymbol{\mu}$. We view the problem (1) as a variational formulation of a nonlinear partial differential equation (PDE) or a system of such equations in which M parameters appear. We are interested in systems that undergo bifurcations, i.e. the solution u of (1) differs in character for parameter vectors $\boldsymbol{\mu}$ belonging to different subregions of D . We are particularly interested in situations that require solutions of (1) for a set of parameter vectors that span across two or more of the subregions of the bifurcation diagram. This is the case, for example, if one needs to trace the bifurcation diagram.

In general, one could approximate the solutions to (1) using a Full Order Method (FOM), like for example the Finite Element Method or the Spectral Element Method. Let V_N be a N -dimensional subspace that is a subset of V . A FOM seeks an approximation $u_N \in V_N$ such that

$$\mathcal{N}_h(u_N, v; \boldsymbol{\mu}) = \mathcal{F}_h(v; \boldsymbol{\mu}) \quad \forall v \in V_N, \quad (2)$$

where \mathcal{N}_h and \mathcal{F}_h are the discretized forms for \mathcal{N} and \mathcal{F} . FOMs are often expensive, especially if multiple solutions are needed. For this reason, one is interested in finding surrogate methods that are much less costly. Such surrogates are constructed using a “few” solutions obtained with the FOM. Here, we are interested in *reduced-order models* (ROMs) for which one constructs a low-dimensional approximating subspace $V_L \subset V_N$ of dimension L that still contains an acceptably accurate approximation u_L to the solution u of (1). That approximation is determined from the reduced discrete system

$$\mathcal{N}_h(u_L, v; \boldsymbol{\mu}) = \mathcal{F}_h(v; \boldsymbol{\mu}) \quad \forall v \in V_L \quad (3)$$

that, if $L \ll N$, is much cheaper to solve compared to (2). We refer to approach (3) as *global ROM*, since a single *global* basis is used to determine the ROM approximation u_L at any chosen parameter point $\boldsymbol{\mu} \in D$.

Global ROMs in the setting of bifurcating solutions are considered in the early papers [15, 16, 17, 18] for buckling bifurcations in solid mechanics. More recently, in [26] it is shown that a Proper Orthogonal Decomposition (POD) approach allows for considerable computational time savings for the analysis of bifurcations in some nonlinear dissipative systems. Reduced Basis (RB) methods have been used to study symmetry breaking bifurcations [6, 24] and Hopf bifurcations [23] for natural convection problems. A RB method for symmetry breaking bifurcations in contraction-expansion channels has been proposed in

[22]. A RB method for the stability of flows under perturbations in the forcing term or in the boundary conditions, is introduced in [27]. Furthermore, in [27] it is shown how a space-time inf-sup constant approaches zero as the computed solutions get close to a bifurcating value. Recent works have proposed ROMs for bifurcating solutions in structural mechanics [20] and for a nonlinear Schrödinger equation, called Gross–Pitaevskii equation [19], respectively. Finally, we would like to mention that machine learning techniques based on sparse optimization have been applied to detect bifurcating branches of solutions for a two-dimensional laterally heated cavity and Ginzburg–Landau model in [2, 12], respectively. Finding all branches after a bifurcation occurs can be done with deflation methods (see [21]), which require introducing a pole at each known solution. In principle, the ROM approaches under investigation here can be combined with deflation techniques.

In a setting of a bifurcation problem (i.e. D consists of subregions for which the corresponding solutions of (1) have different character), it may be the case that L , although small compared to N , may be large enough so that solving system (3) many times becomes expensive. To overcome this problem, in [7] we proposed a *local ROM* approach. The idea is to construct several *local* bases (in the sense that they use solutions for parameters that lie in subregions of the parameter domain), each of which is used for parameters belonging to a different subregion of the bifurcation diagram. So, we construct K such local bases of dimension L_k , each spanning a local subspace $V_{L_k} \subset V_N$. We then construct K *local reduced-order models*

$$\mathcal{N}(u_{L_k}, v; \boldsymbol{\mu}) = \mathcal{F}(v; \boldsymbol{\mu}) \quad \forall v \in V_{L_k} \quad \text{for } k = 1, \dots, K \quad (4)$$

that provide acceptably accurate approximations u_{L_k} to the solution u of (1) for parameters $\boldsymbol{\mu}$ belonging to different parts of the bifurcation diagram. A key ingredient in this approach is how to identify which local basis should be used in (4) to determine the corresponding ROM approximation for any parameter point $\boldsymbol{\mu} \in D$ which was not among those used to generate the snapshots. Several criteria are proposed and compared for a two-parameter study in Sec. 3.1. To the best of our knowledge, no work other than [7] addresses the use of local ROM basis for bifurcation problems. This is the continuation of previous work on model reduction with spectral element methods [10] and including parametric variations of the geometry [9], [8].

This paper aims at comparing one global ROM approach, our local ROM approach with the “best” criterion to select the local basis, and a recently proposed RB method that uses neural networks to accurately approximate the coefficients of the reduced model [11]. This third method is referred to as POD-NN. The global ROM as explained in, e.g., uses the most dominant POD modes of a uniform snapshot set over the parameter domain. The dominant modes define the projection space for every parameter evaluation of interest and is in this sense *global* with respect to the parameter space. See, e.g., [13] for more details. Like the global ROM, the POD-NN employs the most dominant POD modes. However, the difference is that the coefficients of the snapshots in the

ROM expansion are used as training data for an artificial neural network. As a concrete setting for the comparison, we use the Navier-Stokes equations and in particular flow through a channel with a contraction.

The outline of the paper is as follows. In Sec. 2, we briefly present the Navier-Stokes equations and consider a specific benchmark test. Sec. 3 reports the comparison of many local basis selection criteria for the local ROM approach and the main comparison of the three ROM approaches. Concluding remarks are provided in Sec. 4.

2 Application to the incompressible Navier-Stokes equations

The Navier-Stokes equations describe the incompressible motion of a viscous, Newtonian fluid in the spatial domain $\Omega \subset \mathbb{R}^d$, $d = 2$ or 3 , over a time interval of interest $(0, T]$. They are given by

$$\begin{aligned} \frac{\partial \mathbf{u}}{\partial t} + (\mathbf{u} \cdot \nabla \mathbf{u}) - \nu \Delta \mathbf{u} + \nabla p &= \mathbf{0} & \text{in } \Omega \times (0, T] \\ \nabla \cdot \mathbf{u} &= 0 & \text{in } \Omega \times (0, T], \end{aligned} \quad (5)$$

where \mathbf{u} and p denote the unknown velocity and pressure fields, respectively, and $\nu > 0$ denotes the kinematic viscosity of the fluid. Note that there is no external body force because we will not need one for the specific benchmark test under consideration.

Problem (5) needs to be endowed with initial and boundary conditions, e.g.:

$$\mathbf{u} = \mathbf{u}_0 \quad \text{in } \Omega \times \{0\} \quad (6)$$

$$\mathbf{u} = \mathbf{u}_D \quad \text{on } \partial\Omega_D \times (0, T] \quad (7)$$

$$-p\mathbf{n} + \nu \frac{\partial \mathbf{u}}{\partial \mathbf{n}} = \mathbf{g} \quad \text{on } \partial\Omega_N \times (0, T], \quad (8)$$

where $\partial\Omega_D \cap \partial\Omega_N = \emptyset$ and $\overline{\partial\Omega_D} \cup \overline{\partial\Omega_N} = \overline{\partial\Omega}$. Here, \mathbf{u}_0 , \mathbf{u}_D , and \mathbf{g} are given and \mathbf{n} denotes the unit normal vector on the boundary $\partial\Omega_N$ directed outwards. In the rest of this section, we will explicitly denote the dependence of the solution of the problem (5)-(8) on the parameter vector $\boldsymbol{\mu}$.

Let $L^2(\Omega)$ denote the space of square integrable functions in Ω and $H^1(\Omega)$ the space of functions belonging to $L^2(\Omega)$ with first derivatives in $L^2(\Omega)$. Moreover, let

$$\mathbf{V} := \{ \mathbf{v} \in [H^1(\Omega)]^d : \mathbf{v} = \mathbf{u}_D \text{ on } \partial\Omega_D \},$$

$$\mathbf{V}_0 := \{ \mathbf{v} \in [H^1(\Omega)]^d : \mathbf{v} = \mathbf{0} \text{ on } \partial\Omega_D \}.$$

The standard variational form corresponding to (5)-(8) reads: find $(\mathbf{u}(\boldsymbol{\mu}), p(\boldsymbol{\mu})) \in$

$V \times L^2(\Omega)$ satisfying the initial condition (6) and

$$\begin{aligned} \int_{\Omega} \frac{\partial \mathbf{u}(\boldsymbol{\mu})}{\partial t} \cdot \mathbf{v} \, d\mathbf{x} + \int_{\Omega} (\mathbf{u}(\boldsymbol{\mu}) \cdot \nabla \mathbf{u}) \cdot \mathbf{v} \, d\mathbf{x} - \int_{\Omega} p(\boldsymbol{\mu}) \nabla \cdot \mathbf{v} \, d\mathbf{x} \\ = \int_{\partial\Omega_N} \mathbf{g} \cdot \mathbf{v} \, d\mathbf{x} \quad \forall \mathbf{v} \in \mathbf{V}_0 \quad (9) \\ \int_{\Omega} q \nabla \cdot \mathbf{u}(\boldsymbol{\mu}) \, d\mathbf{x} = 0 \quad \forall q \in L^2(\Omega). \end{aligned}$$

Problem (9) constitutes the particular case of the abstract problem (1) we use for the numerical illustrations.

We consider a benchmark test that has been widely studied in the literature: channel flow through a narrowing of width w . See, e.g., [4, 3, 5, 14] and the references cited therein. The 2D geometry under consideration is depicted in Fig. 1. A parabolic horizontal velocity component with maximum $\frac{9}{4}$ and zero vertical component is inscribed on the inlet at the left side. At the top and bottom of the channel as well as the narrowing boundaries, zero velocity walls are assumed. The right end of the channel is an outlet, where zero Neumann boundaries are assumed. We will let both the narrowing width and the viscosity vary in given ranges that include a bifurcation.

The Reynolds number Re can be used to characterize the flow regime. For the chosen data, we have $Re = 9/(4\nu)$. As the Reynolds number Re increases from zero, we first observe a steady *symmetric* jet with two recirculation regions downstream of the narrowing that are symmetric about the centerline. As Re increases, the recirculation length progressively increases. At a certain critical value Re_{crit} , one recirculation zone expands whereas the other shrinks, giving rise to a steady *asymmetric* jet. This asymmetric solution remains stable as Re increase further, but the asymmetry becomes more pronounced. The configuration with a symmetric jet is still a solution, but is unstable [25]. Snapshots of the stable solutions for kinematic viscosity $\nu = 0.1$ and orifice width $w = 0.5$ are illustrated in Fig. 1. This loss of symmetry in the steady solution as Re changes is a supercritical pitchfork bifurcation [1].

Because we are interested in studying a flow problem close to a steady bifurcation point, our snapshot sets include only steady-state solutions [7]. To obtain the snapshots, we approximate the solution of problem (9) by a time-marching scheme that we stop when sufficiently close to the steady state, e.g., when the stopping condition $\frac{\|\mathbf{u}_N^n - \mathbf{u}_N^{n-1}\|_{L^2(\Omega)}}{\|\mathbf{u}_N^n\|_{L^2(\Omega)}} < \text{tol}$ is satisfied for a prescribed tolerance $\text{tol} > 0$, where n denotes the time-step index.

3 Numerical results

We conduct a parametric study for the channel flow where we let the the viscosity ν (physical parameter) vary in $[0.1, 0.2]$ and the narrowing width w (geometric parameter) vary in $[0.5, 1.0]$.

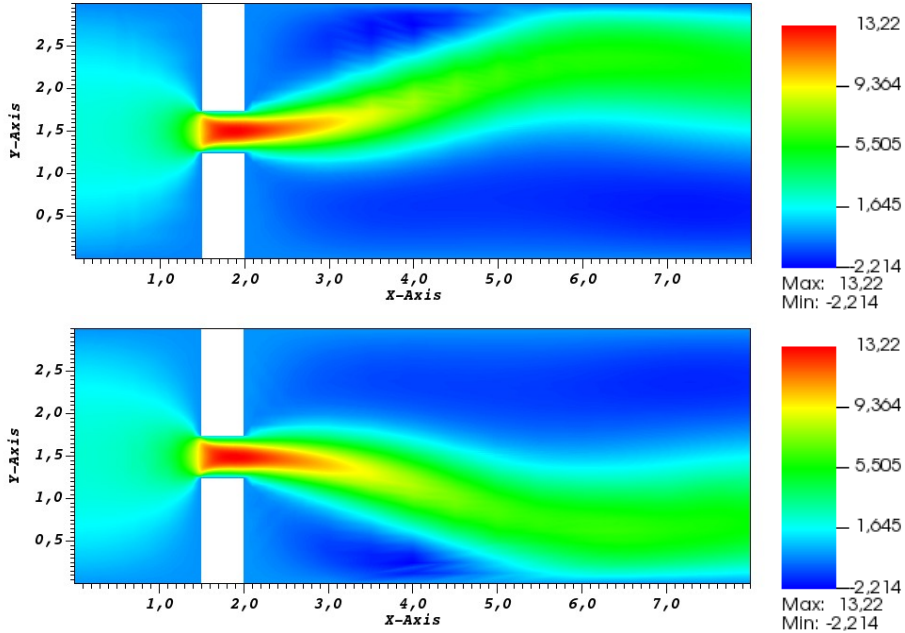


Figure 1: Steady state solutions for kinematic viscosity $\nu = 0.1$ and orifice width $w = 0.5$. Shown is the horizontal component of the velocity. The two stable solutions can be characterized by an attachment to the upper and lower wall, respectively.

We choose the Spectral Element Method (SEM) as FOM. For the *spectral element discretization*, the SEM software framework Nektar++, version 4.4.0, (see <https://www.nektar.info/>) is used. The domain is discretized into 36 triangular elements as shown in Fig. 2. Modal Legendre ansatz functions of order 12 are used in every element and for every solution component. This results in 4752 degrees of freedom for each of the horizontal and vertical velocity components and the pressure for the time-dependent simulations. For temporal discretization, an IMEX scheme of order 2 is used with a time-step size of $\Delta t = 10^{-4}$; typically 10^5 time steps are needed to reach a steady state.

Fig. 3 shows a bifurcation diagram: the vertical component of the velocity at the point $(3.0, 1.5)$ computed by SEM is plotted over the parameter domain. The reference snapshots have been computed on a uniform 40×41 grid. Notice that Fig. 3 reports only the lower branch of asymmetric solutions.

In [7], we presented preliminary results obtained with our local ROM approach for a two-parameter study related to the channel flow. We showed that two criteria to select the local ROM basis that work well for one-parameter studies fail for the two-parameter case, in the sense that they provide a poor reconstruction of the bifurcation diagram. Sec. 3.1 addresses the need to find

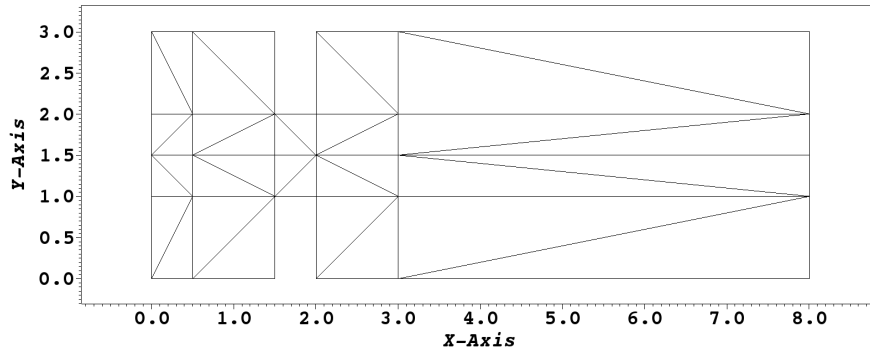


Figure 2: The 36 triangular elements used for spatial approximation.

an accurate and inexpensive criterion to assign the local ROM basis for a given parameter μ in a multi-parameter context.

The comparison for global ROM, local ROM, and POD-NN is reported in Sec. 3.2.

3.1 Comparing criteria to select the local basis in the local ROM approach

For our local ROM approach, we sample 72 snapshots and divide them into 8 clusters using k-means clustering. The number of clusters is chosen according to the minimal k-means energy. For more details, we refer to [7].

First, we consider the two criteria presented in [7], namely the distance to parameter centroid and the distance to the closest snapshot location. The first criterion entails finding the closest parameter centroid and using the corresponding local ROM basis. The second criterion finds the closest snapshot location to the given parameter vector μ and the local ROM basis that includes this snapshot is considered. The bifurcation diagrams reconstructed by the local ROM approach with these two criteria are compared in Fig. 4. The distance to parameter centroid criterion does not manage to recover the bifurcation diagram well and this seems largely due to the local ROM assignment scheme. See Fig. 4 (top). In the bifurcation diagram corresponding to the distance to the closest snapshot location, we observe several jumps when moving from one cluster to the next. See Fig. 4 (bottom). These jumps, which correspond to large approximation errors, can perhaps be better appreciated from another view of the same bifurcation diagram shown in Fig. 5. Next, we will try to reduce the jumps.

To alleviate the bad approximation in the transition regions between two clusters (i.e., local ROMs), we introduce overlapping clusters. In particular, the collected snapshots of a cluster from the k-means algorithm undergo a first POD and are then enriched with the orthogonal complement of neighboring

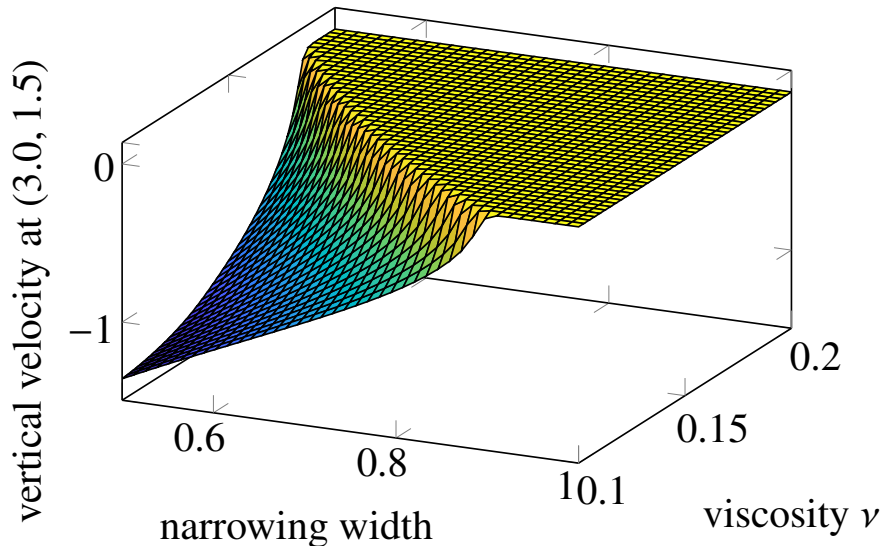


Figure 3: Bifurcation diagram of the channel with variable width and viscosity: vertical component of the velocity computed by SEM close to steady state and evaluated at the point $(3.0, 1.5)$. Color encodes the vertical velocity component.

snapshots according to the sampling grid. Then, a second POD with a lower POD tolerance defines the ROM ansatz space. The corresponding bifurcation diagram is shown in Fig. 6. We observe that several jumps have been smoothed out. Compare Fig. 6 (top) with Fig. 5. The mean approximation error reduces by about an order of magnitude thanks to the overlap.

Although the overlapping clusters lead to a better reconstruction of the bifurcation diagram, the result is still not satisfactory. Thus, we propose an alternative selection criterion that uses an artificial neural network (ANN). The ANN is trained using the k-means clustering as training information and enforcing a perfect match at the snapshot locations with the corresponding cluster. This is a classification problem, implemented in Keras Tensorflow. Fig. 7 shows the bifurcation diagram reconstructed with the ANN selection criterion. We observe to a better reconstruction of the bifurcation diagram: compare Fig. 7 with Fig. 4 and 6.

For a more quantitative comparison, we run 4 tests. The tests differ in the number of samples and whether cluster overlapping is used. The specifications of each test are reported in Tables 1 and 2, which list the relative errors evaluated over the 40×41 reference grid in the L^2 and L^∞ norms, respectively. Three local basis selection criteria are considered: distance to parameter centroid, distance to the closest snapshot location, and ANN. Tables 1 and 2 confirm that the overlapping cluster represent an improvement over non-overlapping clusters. This is true for all three criteria, but in particular for the distance to parameter

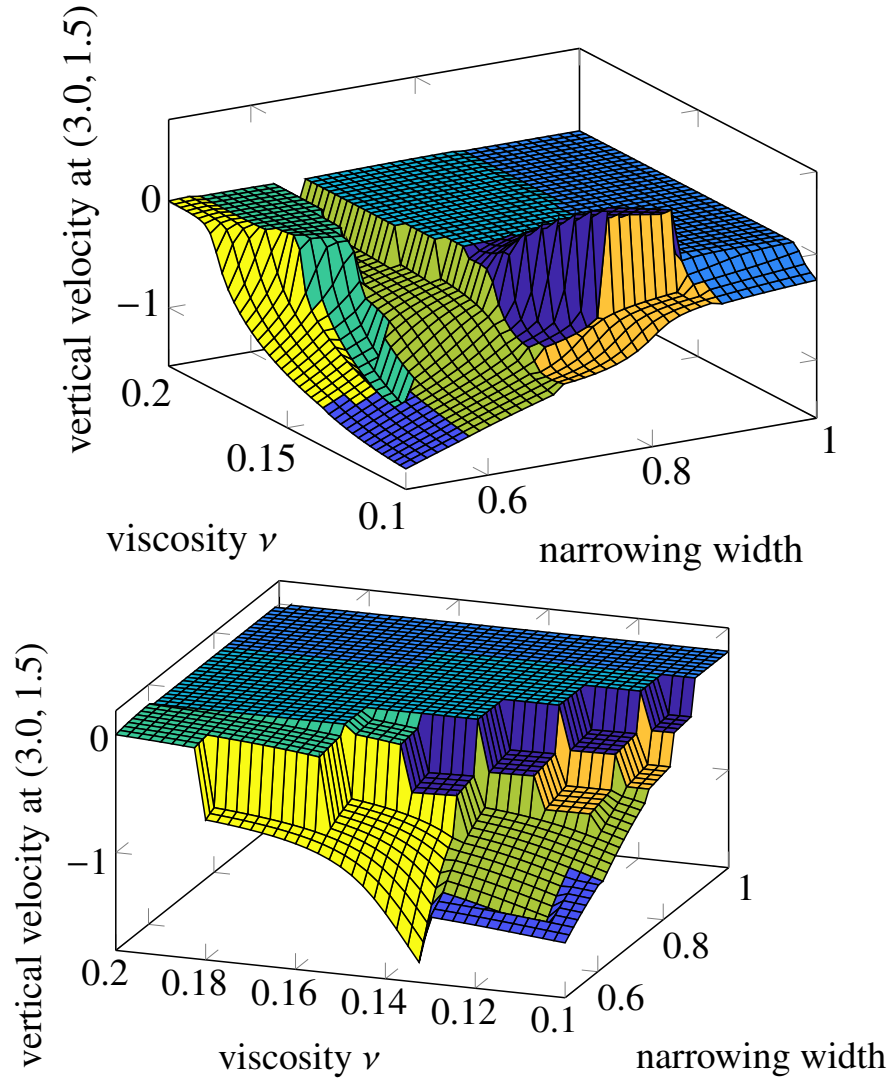


Figure 4: Local ROM: bifurcation diagram reconstructed with basis selection criterion distance to parameter centroid (top) and distance to the closest snapshot location (bottom). Different colors are used for different clusters.

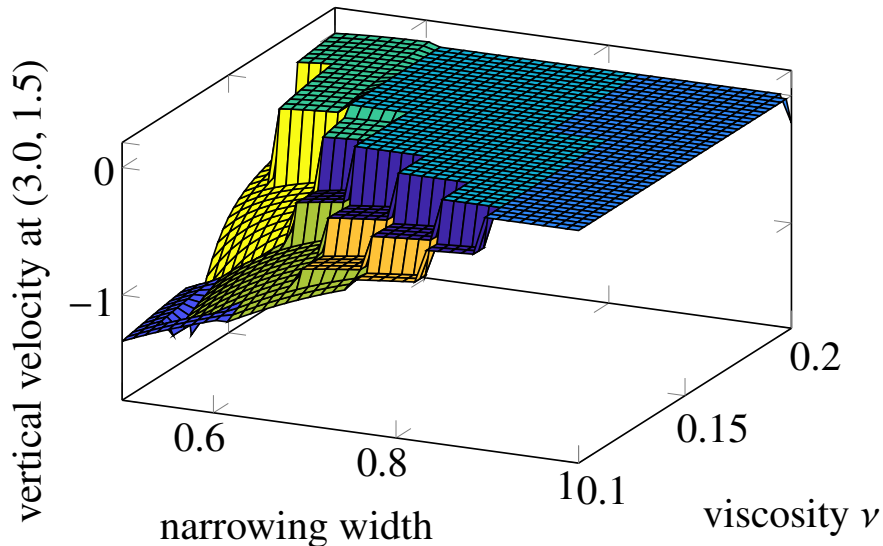


Figure 5: Different view of the bifurcation diagram shown in Fig. 4 (bottom).

centroid criterion. Thus, for tests 3 and 4 we only used overlapping clusters. We notice that the ANN criterion outperforms the other two criteria in all the tests, both in the L^2 and L^∞ norms. However, the margin of improvement becomes smaller as the number of samples increases. Tables 1 and 2 also report the mean relative error for an optimal cluster selection, which is explained next.

	Test 1	Test 2	Test 3	Test 4
samples	72	72	110	240
uniform grid	8×9	8×9	10×11	15×16
overlapping clusters	yes	no	yes	yes
parameter centroid mean	0.0294	0.0632	0.1085	0.0559
distance snapshot mean	0.0241	0.0295	0.1011	0.0227
ANN mean	0.0238	0.0273	0.1002	0.0223
optimum	0.0046	0.0106	0.0048	0.0092

Table 1: Local ROM with three different basis selection: mean relative L^2 errors for the velocity over all reference parameter points (1640 on a uniform 40×41 grid).

Fig. 8 shows the optimal cluster selection. This optimal selection can only be obtained from a fine grid of reference solutions, thus it is usually not available. The reason why we report it is because some interesting conclusions can be drawn from it. First, the best possible clustering does not have contiguous

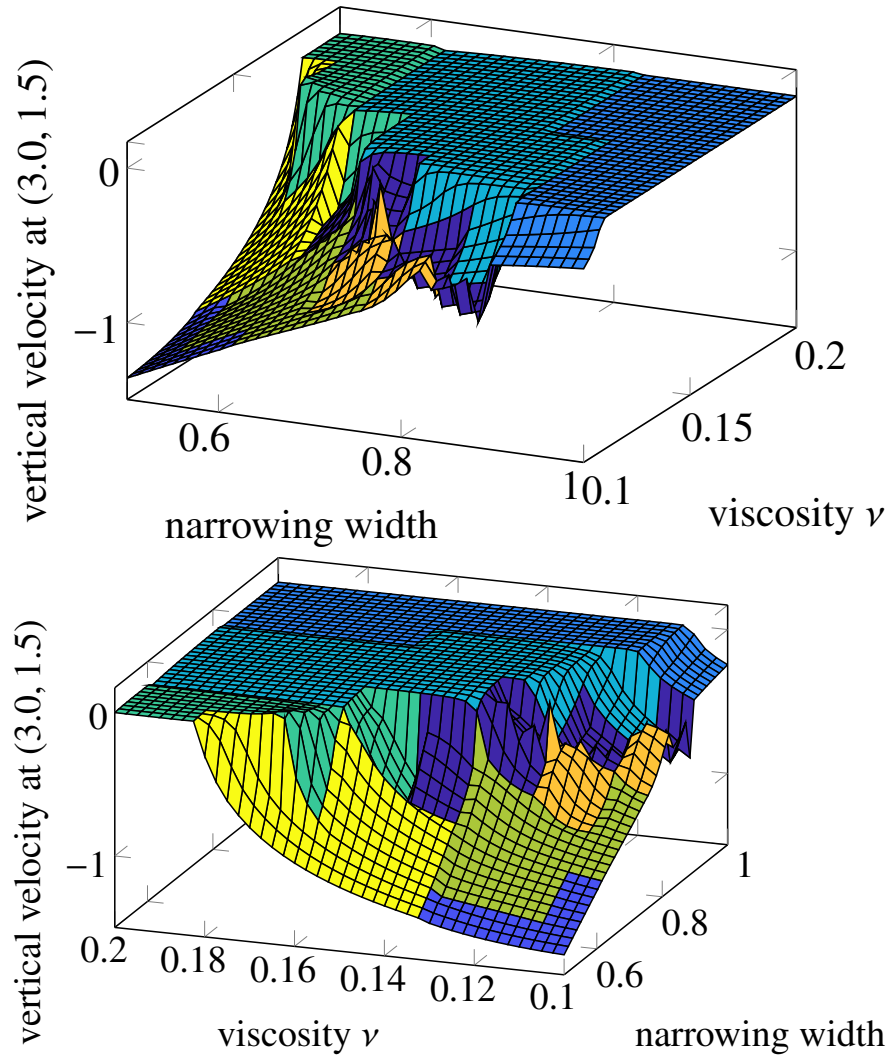


Figure 6: Local ROM with basis selection criterion distance to the closest snapshot location and overlapping clusters: two views of the reconstructed bifurcation diagram. Different colors are used for different clusters.

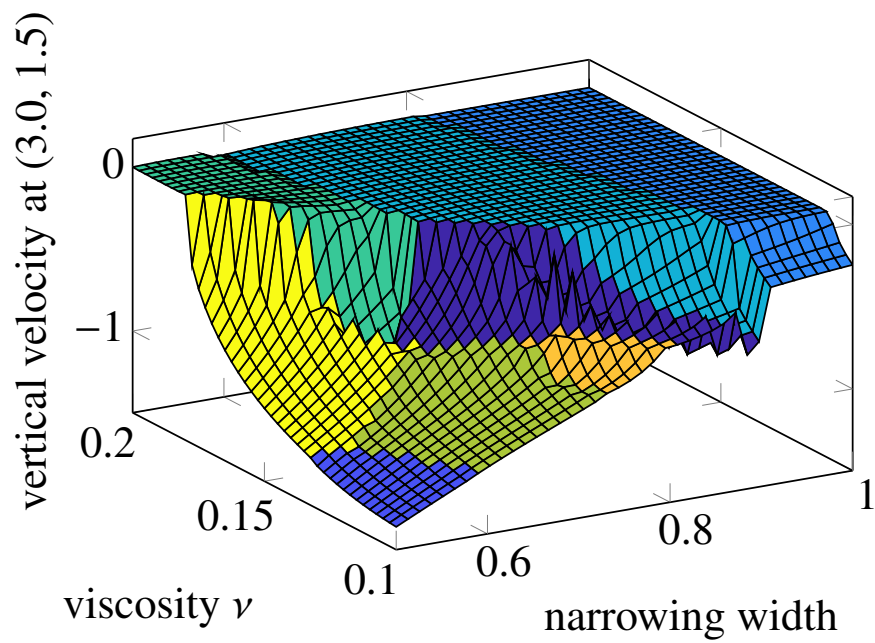


Figure 7: Local ROM with basis selection selection that uses the ANN selection criterion: reconstruction of the bifurcation diagram.

	Test 1	Test 2	Test 3	Test 4
samples	72	72	110	240
uniform grid	8×9	8×9	10×11	15×16
overlapping clusters	yes	no	yes	yes
parameter centroid mean	0.0275	0.0600	0.0970	0.0538
distance snapshot mean	0.0230	0.0284	0.0908	0.0217
ANN mean	0.0227	0.0263	0.0899	0.0214
optimum	0.0044	0.0101	0.0045	0.0088

Table 2: Local ROM with three different basis selection: mean relative L^∞ errors for the velocity over all reference parameter points (1640 on a uniform 40×41 grid).

clusters. This is in contrast to the clusters created by the k-means algorithm, which are contiguous in the parameter space in all of our tests. Second, the best possible approximation at a snapshot location is not necessarily given by the local cluster to which that snapshot is assigned. Third, there still is a reduction factor of 5 – 20 in the relative L^2 for the velocity error that could be gained, as one can see when comparing the respective errors for the optimal cluster and the ANN selection criteria in Tables 1 and 2.

To get close to the optimum, we adopt the following strategy. We compute relative errors of all local ROMs at all snapshot locations. This operation is performed offline and is not expensive since the exact solution at the snapshot locations is available. The relative errors can be used as training data for an ANN, which means that the ANN training is treated as a regression and not a classification. Thus, the ANN will approximate relative errors of each local ROM over the parameter domain. This approximation is used as cluster selection criterion. In this procedure, it is important to normalize the data. Here, we use the inverse relative error and normalize the error vectors at each snapshot location. We note that the training time for the ANN increases, but is still well below the ROM offline time, i.e. 30 minutes vs. several hours.

We consider test 3 (10×11 sampling grid, overlapping clusters) to assess two variants of the regression ANN, which differ in how the training is done. One variant takes all clusters into account simultaneously and is called “regression ANN”. It generates a mapping from $\mathbb{R}^2 \mapsto \mathbb{R}^8$, i.e. the two dimensional parameter domain to the expected errors of the clusters. The second variant treats each clusters independently and is called “regression ANN, independent local ROMs”. It generates eight mappings from $\mathbb{R}^2 \mapsto \mathbb{R}$, i.e. one for each cluster. Table 3 reports the mean relative L^2 and L^∞ errors for the velocity. Interestingly, taking all clusters into account simultaneously (“regression ANN”) is about 10% more accurate than considering each cluster separately (“regression ANN, independent local ROMs”). Moreover, we observe that the mapping snapshot location to errors of local ROMs holds useful information and the ANN consistently gets closest to the optimum. Table 3 reports also the errors obtained

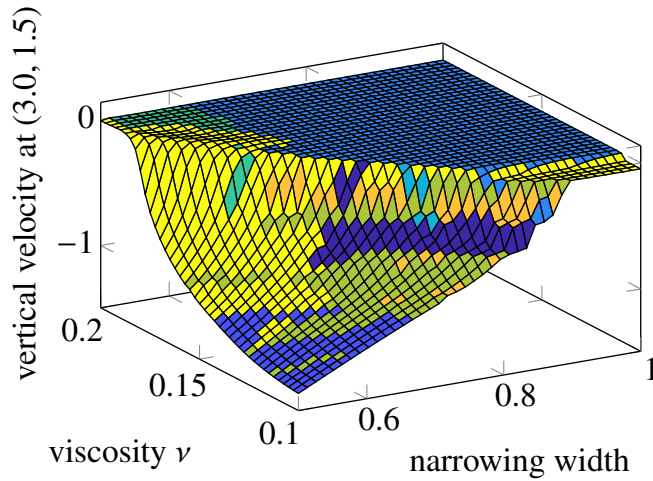


Figure 8: Optimal cluster selection. Once again, different colors are used for different clusters.

with the Kriging DACE software*. and with simply taking the cluster, which best approximates the closest snapshot. The closest snapshot is determined in parameter domain with the euclidean norm. This is an easily implementable tool, which still performs better than the distance to the parameter centroid; see [7]. From Table 3, we see that this simple criterion performs only 15% – 20% worse and is very cheap to evaluate.

	mean L^2 error	mean L^∞ error
optimum	0.0048	0.0045
regression ANN	0.0068	0.0064
regression ANN, independent local ROMs	0.0076	0.0071
Kriging DACE	0.0077	0.0073
distance to next best-approx. snapshot	0.0081	0.0077

Table 3: Local ROM with different basis selection: mean relative L^2 and L^∞ errors for the velocity over all reference parameter points (1640 on a uniform 40×41 grid).

*Kriging DACE - Design and Analysis of Computer Experiments, <http://www.omicon.dk/dace.html>.

3.2 Comparing the global ROM, local ROM, and POD-NN approaches

In the previous section, we learned that the regression ANN criterion outperforms all other local basis selection criteria. In this section, we compare the local ROM approach with the regression ANN criterion to our global ROM approach and the POD-NN over the reconstruction of the bifurcation diagram.

Table 4 reports the mean relative L^2 and L^∞ errors for the velocity for the three approaches under consideration. We consider four different numbers of samples: 42, 72, 110, and 240. It can be observed that the global ROM shows a slow convergence, not even 7% accuracy is reached with the finest sampling grid. The local ROM with regression ANN cluster selection shows no distinctive convergence behavior, which might indicate that the accuracy saturates at lower snapshot grid sizes. The POD-NN shows the fastest convergence, reaching about 0.3% error with the finest sampling grid. We note that the POD-NN training did not take overfitting into account.

42 snapshots	mean L^2 error	mean L^∞ error
global ROM	3.7022	3.1120
local ROM + regression ANN	0.0510	0.0486
POD-NN	0.0108	0.0104
72 snapshots	mean L^2 error	mean L^∞ error
global ROM	0.6970	0.5831
local ROM + regression ANN	0.0103	0.0098
POD-NN	0.0080	0.0075
110 snapshots	mean L^2 error	mean L^∞ error
global ROM	0.1044	0.0948
local ROM + regression ANN	0.0068	0.0064
POD-NN	0.0059	0.0053
240 snapshots	mean L^2 error	mean L^∞ error
global ROM	0.0762	0.0734
local ROM + regression ANN	0.0101	0.0096
POD-NN	0.0032	0.0027

Table 4: Comparison of global ROM, local ROM and POD-NN for four snapshot grids.

Several remarks are in order.

Remark 1 *The data reported in Table 4 concerning the local ROM with regression ANN cluster selection and the POD-NN are sensitive to the neural network training. In addition, the data for local ROM approach are sensitive to the POD tolerances are changed. Nonetheless, Table 4 provides a general indication of the performance of each method in relation to the other two.*

Remark 2 *A rigorous comparison in term of computational times is not possible because the different methods are implemented in different platforms. However, we can make some general comments. The POD-NN method has a significant advantage in terms of computational time: one does not need to assemble the trilinear reduced form associated to the convective term, which in our simulations takes about 1-3 hours. The time required for the POD-NN evaluation in the online phase is virtually zero, while projection methods need to do a few iterations of the reduced fixed point scheme. That takes about 10-30 s. On the other hand, the POD-NN required the training of the ANN. However, in our simulations that takes only about 20 minutes.*

Remark 3 *We also investigated a local POD-NN, i.e. we combined a k-means based localization approach with the POD-NN. However, this led to significantly larger errors than the global POD-NN method. In general, the error of a local POD-NN approach was in the range of the error of the “local ROM + regression ANN”. Thus, we did not pursue this approach any further.*

4 Concluding remarks

We focused on reduced-order models (ROMs) for PDE problems that exhibit a bifurcation when more than one parameter is varied. For a particular fluid problem that features a supercritical pitchfork bifurcation under variation of Reynolds number and geometry, we investigated projection-based local ROMs and compared them to an established global projection-based ROM as well as an emerging artificial neural network (ANN) based method called POD-NN. We showed that k-means based clustering, transition regions, cluster-selection criteria based on best-approximating clusters and ANNs gain more than an order of magnitude in accuracy over the global projection-based ROM. Upon examining the accuracy of POD-NN, it became obvious that the POD-NN provides consistently more accurate approximations than the local projection-based ROM. Nevertheless, the local projection-based ROM might be more amenable to the use of reduced-basis error estimators than the POD-NN. This could be the object of future work.

References

- [1] A. Ambrosetti and G. Prodi. *A Primer of Nonlinear Analysis*. Cambridge University Press, Cambridge, 1993.
- [2] Steven L. Brunton, Jonathan H. Tu, Ido Bright, and J. Nathan Kutz. Compressive sensing and low-rank libraries for classification of bifurcation regimes in nonlinear dynamical systems. *SIAM Journal on Applied Dynamical Systems*, 13(4):1716–1732, 2014.
- [3] D. Drikakis. Bifurcation phenomena in incompressible sudden expansion flows. *Phys. Fluids*, 9(1):76–87, 1997.

- [4] R. Fearn, T. Mullin, and K. Cliffe. Nonlinear flow phenomena in a symmetric sudden expansion. *J. Fluid Mech.*, 211:595–608, 1990.
- [5] T. Hawa and Z. Rusak. The dynamics of a laminar flow in a symmetric channel with a sudden expansion. *J. Fluid Mech.*, 436:283–320, 2001.
- [6] H. Herrero, Y. Maday, and F. Pla. RB (Reduced Basis) for RB (Rayleigh-Bénard). *Computer Methods in Applied Mechanics and Engineering*, 261-262:132–141, 2013.
- [7] M. Hess, A. Alla, A. Quaini, G. Rozza, and M. Gunzburger. A localized reduced-order modeling approach for pdes with bifurcating solutions. *Comput. Methods Appl. Mech. Engrg.*, 351:379–403, 2019.
- [8] M. W. Hess, A. Quaini, and G. Rozza. Reduced basis model order reduction for navier-stokes equations in domains with walls of varying curvature. *International Journal of Computational Fluid Dynamics*, 34(2):119–126, 2020.
- [9] M. W. Hess, A. Quaini, and G. Rozza. A spectral element reduced basis method for navier–stokes equations with geometric variations. In Spencer J. Sherwin, David Moxey, Joaquim Peiró, Peter E. Vincent, and Christoph Schwab, editors, *Spectral and High Order Methods for Partial Differential Equations ICOSAHOM 2018*, pages 561–571, Cham, 2020. Springer International Publishing.
- [10] M. W. Hess and G. Rozza. volume 126, chapter A Spectral Element Reduced Basis Method in Parametric CFD, pages 693–701. Springer International Publishing, 2019.
- [11] J.S. Hesthaven and S. Ubbiali. Non-intrusive reduced order modeling of nonlinear problems using neural networks. *Journal of Computational Physics*, 363:55 – 78, 2018.
- [12] B. Kramer, P. Grover, P. Boufounos, S. Nabi, and M. Benosman. Sparse sensing and DMD-based identification of flow regimes and bifurcations in complex flows. *SIAM Journal on Applied Dynamical Systems*, 16(2):1164–1196, 2017.
- [13] T. Lassila, A. Manzoni, A. Quarteroni, and G. Rozza. Model order reduction in fluid dynamics: challenges and perspectives. In A. Quarteroni and G. Rozza, editors, *Reduced Order Methods for modeling and computational reduction*, volume 9 of *Modeling, Simulation and Applications*, chapter 9, pages 235–273. Springer, Milano, 2014.
- [14] S. Mishra and K. Jayaraman. Asymmetric flows in planar symmetric channels with large expansion ratios. *Int. J. Num. Meth. Fluids*, 38:945–962, 2002.

- [15] A. Noor. On making large nonlinear problems small. *Computer Methods in Applied Mechanics and Engineering*, 34(1):955 – 985, 1982.
- [16] A. Noor. Recent advances and applications of reduction methods. *ASME Appl. Mech. Rev.*, 5(47):125–146, 1994.
- [17] A. Noor and J. Peters. Multiple-parameter reduced basis technique for bifurcation and post-buckling analyses of composite materials. *International Journal for Numerical Methods in Engineering*, 19:1783–1803, 1983.
- [18] A. Noor and J. Peters. Recent advances in reduction methods for instability analysis of structures. *Computers & Structures*, 16(1):67 – 80, 1983.
- [19] F. Pichi, A. Quaini, and G. Rozza. A reduced order modeling technique to study bifurcating phenomena: Application to the gross-pitaevskii equation. *SIAM Journal on Scientific Computing*, 42(5):B1115–B1135, 2020.
- [20] F. Pichi and G. Rozza. Reduced basis approaches for parametrized bifurcation problems held by non-linear von Kármán equations. *Journal of Scientific Computing*, 81(1):112 – 135, 2019.
- [21] M. Pintore, F. Pichi, M. W. Hess, G. Rozza, and C. Canuto. Efficient Computation of Bifurcation Diagrams with a Deflated Approach to Reduced Basis Spectral Element Method. submitted, 2019.
- [22] G. Pitton, A. Quaini, and G. Rozza. Computational reduction strategies for the detection of steady bifurcations in incompressible fluid-dynamics: Applications to coanda effect in cardiology. *Journal of Computational Physics*, 344:534 – 557, 2017.
- [23] G. Pitton and G. Rozza. On the application of reduced basis methods to bifurcation problems in incompressible fluid dynamics. *Journal of Scientific Computing*, 73(1):157–177, 2017.
- [24] F. Pla, H. Herrero, and J. Vega. A flexible symmetry-preserving Galerkin/POD reduced order model applied to a convective instability problem. *Computers & Fluids*, 119:162 – 175, 2015.
- [25] I. Sobey and P. Drazin. Bifurcations of two-dimensional channel flows. *J. Fluid Mech.*, 171:263–287, 1986.
- [26] F. Terragni and J. Vega. On the use of POD-based ROMs to analyze bifurcations in some dissipative systems. *Physica D: Nonlinear Phenomena*, 241.17:1393–1405, 2012.
- [27] M. Yano and A. Patera. A space-time variational approach to hydrodynamic stability theory. *Proceedings of the Royal Society A*, 469(2155), 2013.