

On the monotonicity of Q^3 spectral element method for Laplacian

Logan J. Cross · Xiangxiong Zhang

Received: date / Accepted: date

Abstract The monotonicity of discrete Laplacian, i.e., inverse positivity of stiffness matrix, implies discrete maximum principle, which is in general not true for high order accurate schemes on unstructured meshes. On the other hand, it is possible to construct high order accurate monotone schemes on structured meshes. All previously known high order accurate inverse positive schemes are fourth order accurate schemes, which is either an M-matrix or a product of two M-matrices. For the Q^3 spectral element method for the two-dimensional Laplacian, we prove its stiffness matrix is a product of four M-matrices thus it is monotone. Such a scheme can be regarded as a fifth order accurate finite difference scheme.

1 Introduction

1.1 Monotone high order schemes

In many applications, monotone discrete Laplacian operators are desired and useful for ensuring stability such as discrete maximum principle [7] or positivity-preserving of physically positive quantities [14, 23, 27]. Let Δ_h denote the matrix representation of a discrete Laplacian operator, then it is called *monotone* if $(-\Delta_h)^{-1} \geq 0$, i.e., the matrix $(-\Delta_h)^{-1}$ has nonnegative entries. In

L. Cross and X. Zhang were supported by the NSF grant DMS-1913120.

L. J. Cross
E-mail: logancross68@gmail.com

X. Zhang
E-mail: zhan1966@purdue.edu
Department of Mathematics,
Purdue University,
150 N. University Street,
West Lafayette, IN 47907-2067, USA.

this paper, all inequalities for matrices are entry-wise inequalities. It is well known that the simplest second order accurate centered finite difference scheme $u''(x_i) \approx \frac{u(x_{i-1}) - 2u(x_i) + u(x_{i+1}))}{\Delta x^2}$ is monotone because the corresponding matrix $(-\Delta_h)^{-1}$ is an M-matrix thus inverse positive. The most general extension of this result is to state that a linear finite element method with special implementation under a mild mesh constraint forms an M-matrix thus monotone on unstructured triangular meshes [31].

The discrete maximum principle is not true for high order finite element methods on unstructured meshes [13]. On structured meshes, there exist a few high order accurate inverse positive finite difference schemes. To the best of our knowledge, the following schemes for solving a two-dimensional Poisson equation are the only ones proven to be monotone beyond the second order accuracy, and all of them can be regarded as finite difference schemes with four order accuracy for function values for solving elliptic and parabolic equations:

1. The classical 9-point scheme [4, 10, 16] are monotone because the stiffness matrix is an M-matrix.
2. In [3, 5], a fourth order accurate finite difference scheme was constructed. The stiffness matrix is a product of two M-matrices thus monotone.
3. The Lagrangian P^2 finite element method on a regular triangular mesh [30] has a monotone stiffness matrix [24]. On an equilateral triangular mesh, the discrete maximum principle can also be proven [13]. It can be regarded as a finite difference scheme at vertices and edge centers, on which super-convergence of fourth order accuracy holds.
4. Monotonicity was proven for the Q^2 spectral element method on an uniform rectangular mesh for a variable coefficient Poisson equation under suitable mesh constraints [20]. This scheme can be regarded as a fourth order accurate finite difference scheme [18, 21].

For solving $-\Delta u = f$ with homogeneous Dirichlet boundary condition on a rectangular domain, all schemes above can be written in the form $S\mathbf{u} = M\mathbf{f}$ with stiffness matrix $S^{-1} \geq 0$ and mass matrix $M \geq 0$, thus $(-\Delta_h)^{-1} = S^{-1}M \geq 0$. The last two methods are finite difference schemes constructed from the variational formulation, thus they do not suffer from the drawbacks of the first two conventional finite difference schemes, such as loss of accuracy on quasi-uniform meshes, difficulty with other types of boundary conditions such as Neumann boundary, etc.

1.2 Monotonicity of Q^k spectral element method

The Lagrangian Q^k continuous finite element method on rectangular meshes implemented by $(k + 1)$ -point Gauss-Lobatto quadrature is often referred to as the spectral element method in the literature [25], which has been a very popular high order accurate method for more than three decades for various second order equations such as the wave equations [9]. In this paper we are interested in the monotonicity of the Q^k spectral element method for

solving the Poisson equation $-\Delta u = f$. For a one-dimensional problem, the stiffness matrix in Q^k spectral element method reduces to the stiffness matrix of the P^k finite element method without any quadrature, for which the discrete maximum principle for arbitrary k can be proven by discrete Green's function [28]. For two-dimensional problems, Q^2 spectral element method was proven monotone in [20].

The P^k finite element method with $(k+1)$ -point Gauss-Lobatto quadrature for a one-dimensional problem $-u''(x) = f$ can be equivalently written as a finite difference scheme at all Gauss-Lobatto quadrature points [21], and for homogeneous Dirichlet boundary its matrix-vector form can be written as $S\mathbf{u} = M\mathbf{f}$, where \mathbf{u} and \mathbf{f} are vectors of function point values, M is the lumped mass matrix, S is the stiffness matrix. The stiffness matrix of Q^k spectral element method for $-u_{xx} - u_{yy} = f$ on a rectangular mesh with homogeneous Dirichlet boundary can be written as $S \otimes M + M \otimes S$. The result in [28] implies $S^{-1}M \geq 0$ for arbitrary polynomial degree k on a uniform mesh in one dimension, thus it might seem natural to conjecture that monotonicity $S \otimes M + M \otimes S$ holds also for arbitrary polynomial degree k on uniform rectangular meshes in two dimensions. However, the monotonicity $(S \otimes M + M \otimes S)^{-1} \geq 0$ is simply not true for Q^k element for $k \geq 9$, as shown by numerical tests in Section 6.

Thus an interesting question is whether Q^k spectral element method is monotone for 2D Laplacian. The Q^2 case was proven in [20]. In this paper, we will prove the monotonicity of the Q^3 case. The cases for Q^k with $4 \leq k \leq 8$ remain open.

1.3 Contribution and organization of the paper

For proving inverse positivity, the main viable tool in the literature is to use M-matrices which are inverse positive. A convenient sufficient condition of M-matrices is to require all off-diagonal entries to be non-positive. Except the fourth order compact finite difference, all high order accurate schemes induce positive off-diagonal entries, destroying such a structure, which is a major challenge of proving monotonicity. In [3] and [1], and also the appendix in [20], M-matrix factorizations of the form $(-\Delta_h)^{-1} = M_1 M_2$ were shown for special high order schemes but these M-matrix factorizations seem ad hoc and do not apply to other schemes or other equations. In [24], Lorenz proposed some matrix entry-wise inequality for ensuring a matrix to be a product of two M-matrices and applied it to P^2 finite element method on uniform regular triangular meshes. In [20], Lorenz's condition was applied to Q^2 spectral element method on uniform meshes.

For Q^k spectral element method with $k \geq 3$, it does not seem possible to apply Lorenz's condition directly. Instead, we will demonstrate that Lorenz's condition can be applied to a few auxiliary matrices to establish the monotonicity in Q^3 spectral element method, which can be regarded a fifth order accurate finite difference scheme [18, 21]. To the best of our knowledge, this

is the first time that monotonicity can be proven for a fifth order accurate scheme in two dimensions. We are able to show the fifth order Q^3 spectral element on a uniform mesh in two dimensions can be factored into a product of four M-matrices, whereas existing M-matrix factorizations for high order schemes involved products of only two M-matrices.

The rest of the paper is organized as follows. In Section 2, we briefly review the conventional monotone high order finite difference schemes. In Section 3, we review the monotone P^2 and Q^2 finite element methods in their equivalent finite difference forms, which are fourth order accurate in an *a priori* error estimate of function values at finite difference grid points for a smooth solution. In Section 4, we review the Lorenz's condition for proving monotonicity. In Section 5, we prove the monotonicity of Q^3 spectral element scheme on a uniform mesh. Some numerical tests of these schemes are given in Section 6. Section 7 are concluding remarks.

2 Classical monotone high order finite difference schemes

2.1 9-point scheme

The 9-point scheme was somewhat suggested already in 1940s [12] and discussed in details in [10, 16]. It can be extended to higher dimensions [2, 4].

Consider solving the two-dimensional Poisson equations $-u_{xx} - u_{yy} = f$ with homogeneous Dirichlet boundary conditions on a rectangular domain $\Omega = (0, 1) \times (0, 1)$. Let $u_{i,j}$ denote the numerical solutions at a uniform grid $(x_i, y_j) = (\frac{i}{Nx}, \frac{j}{Ny})$, and $f_{i,j} = f(x_i, y_j)$. For convenience, we introduce two matrices,

$$U = \begin{pmatrix} u_{i-1,j+1} & u_{i,j+1} & u_{i+1,j+1} \\ u_{i-1,j} & u_{i,j} & u_{i+1,j} \\ u_{i-1,j-1} & u_{i,j-1} & u_{i+1,j-1} \end{pmatrix}, \quad F = \begin{pmatrix} f_{i-1,j+1} & f_{i,j+1} & f_{i+1,j+1} \\ f_{i-1,j} & f_{i,j} & f_{i+1,j} \\ f_{i-1,j-1} & f_{i,j-1} & f_{i+1,j-1} \end{pmatrix}.$$

Then the 9-point discrete Laplacian for the Poisson equation at a grid point (x_i, y_j) can be written as

$$\frac{1}{12\Delta x^2} \begin{pmatrix} -1 & 2 & -1 \\ -10 & 20 & -10 \\ -1 & 2 & -1 \end{pmatrix} : U + \frac{1}{12\Delta y^2} \begin{pmatrix} -1 & -10 & -1 \\ 2 & 20 & 2 \\ -1 & -10 & -1 \end{pmatrix} : U = \frac{1}{12} \begin{pmatrix} 0 & 1 & 0 \\ 1 & 8 & 1 \\ 0 & 1 & 0 \end{pmatrix} : F. \quad (1)$$

where $:$ denotes the sum of all entry-wise products in two matrices of the same size. Under the assumption $\Delta x = \Delta y = h$, it reduces to the following:

$$\frac{1}{6h^2} \begin{pmatrix} -1 & -4 & -1 \\ -4 & 20 & -4 \\ -1 & -4 & -1 \end{pmatrix} : U = \frac{1}{12} \begin{pmatrix} 0 & 1 & 0 \\ 1 & 8 & 1 \\ 0 & 1 & 0 \end{pmatrix} : F. \quad (2)$$

The 9-point scheme can also be regarded as a compact finite difference scheme [11]. There can exist a few or many different compact finite difference

approximations of the same order [17]. For instance, with the fourth order compact finite difference approximation to Laplacian used in [19, 22], we get the following scheme:

$$\frac{1}{12\Delta x^2} \begin{pmatrix} -1 & 2 & -1 \\ -10 & 20 & -10 \\ -1 & 2 & -1 \end{pmatrix} : U + \frac{1}{12\Delta y^2} \begin{pmatrix} -1 & -10 & -1 \\ 2 & 20 & 2 \\ -1 & -10 & -1 \end{pmatrix} : U = \frac{1}{144} \begin{pmatrix} 1 & 10 & 1 \\ 10 & 100 & 10 \\ 1 & 10 & 1 \end{pmatrix} : F. \quad (3)$$

Both schemes (1) and (3) are fourth order accurate and they have the same stencil and the same stiffness matrix in the left hand side. We have not observed any significant difference in numerical performances between these two schemes.

Remark 1 *For solving 2D Laplace equation $-\Delta u = 0$ with Dirichlet boundary conditions, the 9-point scheme becomes sixth order accurate [11].*

Nonsingular M-matrices are inverse-positive matrices. There are many equivalent definitions or characterizations of M-matrices, see [26]. The following is a convenient sufficient but not necessary characterization of nonsingular M-matrices [20]:

Theorem 1 *For a real square matrix A with positive diagonal entries and non-positive off-diagonal entries, A is a nonsingular M-matrix if all the row sums of A are non-negative and at least one row sum is positive.*

By condition K_{35} in [26], a sufficient and necessary characterization is,

Theorem 2 *For a real square matrix A with positive diagonal entries and non-positive off-diagonal entries, A is a nonsingular M-matrix if and only if that there exists a positive diagonal matrix D such that AD has all positive row sums.*

Remark 2 *Non-negative row sum is not a necessary condition for M-matrices. For instance, the following matrix A is an M-matrix by Theorem 2:*

$$A = \begin{bmatrix} 10 & 0 & 0 \\ -10 & 2 & -10 \\ 0 & 0 & 10 \end{bmatrix}, D = \begin{bmatrix} 0.1 & 0 & 0 \\ 0 & 2 & 0 \\ 0 & 0 & 0.1 \end{bmatrix}, AD = \begin{bmatrix} 1 & 0 & 0 \\ -1 & 4 & -1 \\ 0 & 0 & 1 \end{bmatrix}.$$

The stiffness matrix in the scheme (2) has diagonal entries $\frac{20}{6h^2}$ and off-diagonal entries $-\frac{1}{6h^2}$, $-\frac{4}{6h^2}$ and 0, thus by Theorem 1 it is an M-matrix and the scheme is monotone. In order for the stiffness matrix in (1) and (3) to be an M-matrix, we need all the off-diagonal entries to be nonnegative, which is true under the mesh constraints $\frac{1}{\sqrt{5}} \leq \frac{\Delta x}{\Delta y} \leq \sqrt{5}$.

2.2 The Bramble and Hubbard's scheme

In [3], a fourth order accurate monotone scheme was constructed. Consider solving a one-dimensional problem

$$-u'' = f, \quad x \in [0, 1], \quad u(0) = \sigma_0, u(1) = \sigma_1, \quad (4)$$

on a uniform grid $x_i = \frac{i}{n+1}$ ($i = 0, 1, \dots, n+1$). The scheme can be written as

$$\begin{aligned} \frac{-\sigma_0 + 2u_1 - u_2}{\Delta x^2} &= f_1, \quad \frac{-u_{n-1} + 2u_n - \sigma_1}{\Delta x^2} = f_n \\ \frac{\frac{1}{12}u_{i-2} - \frac{4}{3}u_{i-1} + \frac{5}{2}u_i - \frac{4}{3}u_{i+1} + \frac{1}{12}u_{i+2}}{\Delta x^2} &= f_i, \quad i = 2, 3, \dots, n-1. \end{aligned}$$

The matrix vector form of the scheme is $\frac{1}{\Delta x^2} H \mathbf{u} = \tilde{\mathbf{f}}$ where

$$H = \begin{pmatrix} 2 & -1 & & & & \\ -\frac{4}{3} & \frac{5}{2} & -\frac{4}{3} & \frac{1}{12} & & \\ \frac{1}{12} & -\frac{4}{3} & \frac{5}{2} & -\frac{4}{3} & \frac{1}{12} & \\ & \ddots & \ddots & \ddots & \ddots & \ddots \\ & & \frac{1}{12} & -\frac{4}{3} & \frac{5}{2} & -\frac{4}{3} & \frac{1}{12} \\ & & & \frac{1}{12} & -\frac{4}{3} & \frac{5}{2} & -\frac{4}{3} \\ & & & & -1 & 2 & \end{pmatrix}, \quad \mathbf{u} = \begin{pmatrix} u_1 \\ u_2 \\ \vdots \\ u_{n-1} \\ u_n \end{pmatrix}, \quad \tilde{\mathbf{f}} = \begin{pmatrix} f_1 \\ f_2 \\ \vdots \\ f_{n-1} \\ f_n \end{pmatrix} + \begin{pmatrix} \frac{\sigma_0}{\Delta x^2} \\ -\frac{\sigma_0}{12\Delta x^2} \\ \mathbf{0} \\ -\frac{\sigma_1}{12\Delta x^2} \\ \frac{\sigma_1}{\Delta x^2} \end{pmatrix}.$$

For two-dimensional Laplacian, the scheme is defined similarly. In particular, assume $\Delta x = \Delta y = h$ for a square domain, the stiffness matrix can be written as $\frac{1}{h^2}(H \otimes I + I \otimes H)$ where I is the identity matrix and \otimes is the Kronecker product. Its monotonicity was proven in [3].

3 Monotone high order finite element methods on structured meshes

It is well-known that finite element methods with suitable quadrature are equivalent to finite difference schemes. The schemes in this section are equivalent to finite difference schemes defined at quadrature points.

3.1 Finite element method with the simplest quadrature

Consider an elliptic equation on $\Omega = (0, 1) \times (0, 1)$ with Dirichlet boundary conditions:

$$\mathcal{L}u \equiv -\nabla \cdot (a \nabla u) + cu = f \quad \text{on } \Omega, \quad u = g \quad \text{on } \partial\Omega. \quad (5)$$

Assume there is a function $\bar{g} \in H^1(\Omega)$ as an extension of g so that $\bar{g}|_{\partial\Omega} = g$. The variational form of (5) is to find $\tilde{u} = u - \bar{g} \in H_0^1(\Omega)$ satisfying

$$\mathcal{A}(\tilde{u}, v) = (f, v) - \mathcal{A}(\bar{g}, v), \quad \forall v \in H_0^1(\Omega), \quad (6)$$

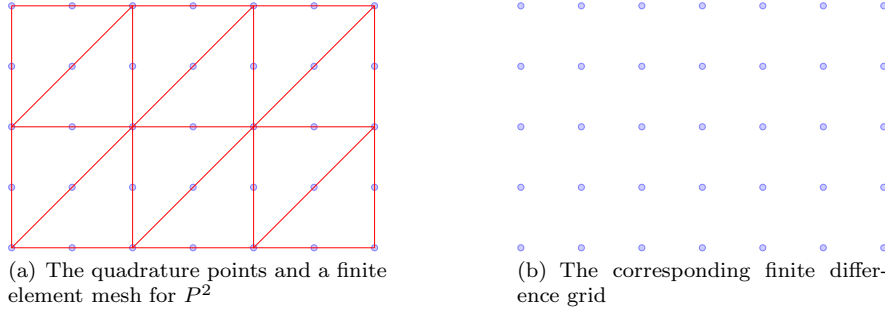


Fig. 1 An illustration of Lagrangian P^2 element and the simple third order accurate quadrature using vertices and edge centers.

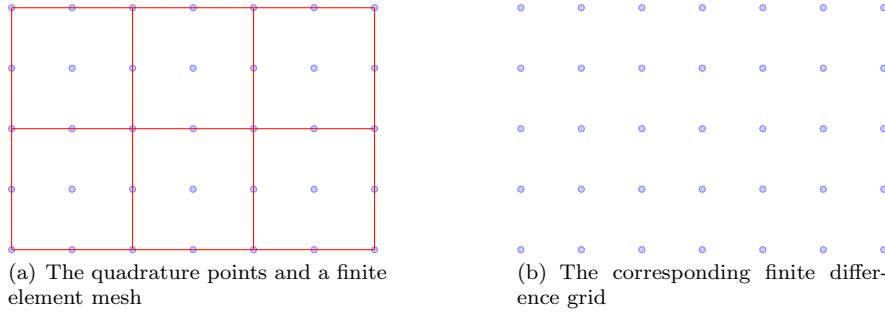


Fig. 2 An illustration of Lagrangian Q^2 element and the 3×3 Gauss-Lobatto quadrature.

where $\mathcal{A}(u, v) = \iint_{\Omega} a \nabla u \cdot \nabla v dx dy + \iint_{\Omega} c u v dx dy$, $(f, v) = \iint_{\Omega} f v dx dy$.

Let h be quadrature point spacing of a regular triangular mesh shown in Figure 1 (or a rectangular mesh shown in Figure 2) and $V_0^h \subseteq H_0^1(\Omega)$ be the continuous finite element space consisting of piecewise P^2 (or Q^2) polynomials, then the most convenient implementation of finite element method is to use the simple quadrature consisting of vertices and edge centers with equal weights (or 3×3 Gauss-Lobatto quadrature rule) for all the integrals, see Figure 1 for P^2 method (or Figure 2 for Q^2 method). Such a numerical scheme can be defined as: find $u_h \in V_0^h$ satisfying

$$\mathcal{A}_h(u_h, v_h) = \langle f, v_h \rangle_h - \mathcal{A}_h(g_I, v_h), \quad \forall v_h \in V_0^h, \quad (7)$$

where $\mathcal{A}_h(u_h, v_h)$ and $\langle f, v_h \rangle_h$ denote using simple quadrature for integrals $\mathcal{A}(u_h, v_h)$ and (f, v_h) respectively, and g_I is the piecewise P^2 (or Q^2) Lagrangian interpolation polynomial at the quadrature points shown in Figure 1 for P^2 method (or Figure 2 for Q^2 method) of the following function:

$$g(x, y) = \begin{cases} 0, & \text{if } (x, y) \in (0, 1) \times (0, 1), \\ g(x, y), & \text{if } (x, y) \in \partial\Omega. \end{cases}$$

Then $\bar{u}_h = u_h + g_I$ is the numerical solution for the problem (5). Notice that (7) is not a straightforward approximation to (6) since \bar{g} is never used. When

the numerical solution is represented by a linear combination of Lagrangian interpolation polynomials at the grid points, it can be rewritten as a finite difference scheme. We also call it a variational difference scheme since it is derived from the variational form.

3.2 The P^2 finite element method

For Laplacian $\mathcal{L}u = -\Delta u$, the scheme (7) on a uniform regular triangular mesh can be given in a finite difference form [30]:

$$\frac{1}{h^2} \begin{pmatrix} 0 & -1 & 0 \\ -1 & 4 & -1 \\ 0 & -1 & 0 \end{pmatrix} : U = f_{i,j}, \quad \text{if } (x_i, y_j) \text{ is an edge center;} \quad (8a)$$

$$\frac{1}{9h^2} \begin{pmatrix} 1 & -4 & 1 \\ -4 & 12 & -4 \\ 1 & -4 & 1 \end{pmatrix} : U = 0, \quad \text{if } (x_i, y_j) \text{ is a vertex.} \quad (8b)$$

Notice that the stiffness matrix is not an M-matrix due to the positive off-diagonal entries in (8b) and its inverse positivity was proven in [24].

Since the simple quadrature is exact for integrating only quadratic polynomials on triangles, it is not obvious why the finite difference scheme (8) is fourth order accurate. With such a quadrature on two adjacent triangles forming a rectangle in a regular triangular mesh, we obtain a quadrature on the rectangle, see Figure 3. For a reference square $[-1, 1] \times [-1, 1]$, the quadrature weights are $\frac{2}{3}$ and $\frac{4}{3}$ for an edge center and the cell center respectively.

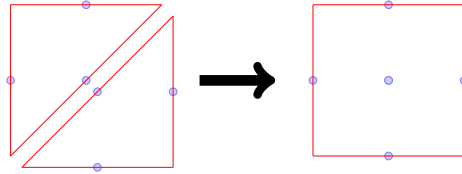


Fig. 3 The simple quadrature on two triangles give a quadrature on a square.

Lemma 1 *The quadrature on a square $[-1, 1] \times [-1, 1]$ using only four edge centers with weight $\frac{2}{3}$ and one cell center with weight $\frac{4}{3}$ is exact for P^3 polynomials.*

Proof Since the quadrature is exact for integrating P^2 polynomials on either triangle in Figure 3, it suffices to show that it is exact for integrating basis polynomials of degree three, i.e., x^2y , xy^2 , x^3 and y^3 . It is straightforward to verify that both exact integrals and quadrature of these four polynomials on the square are zero.

Therefore, with Bramble-Hilbert Lemma (see Exercise 3.1.1 and Theorem 4.1.3 in [8]), we can show that the quadrature rule is fourth order accurate if we regard the regular triangular mesh in Figure 3 (a) as a rectangular mesh.

The standard $L^2(\Omega)$ -norm estimate for the finite element method with quadrature (7) using Lagrangian P^2 elements is third order accurate of function value for smooth exact solutions [8]. On the other hand, superconvergence of function values in finite element method without quadrature can be proven [6, 29], e.g., the errors at vertices and edge centers are fourth order accurate on triangular meshes for function values if using P^2 basis, see also [15]. It can be shown that using such fourth order accurate quadrature will not affect the fourth order superconvergence even for a general variable coefficient elliptic problem, see [21]. Notice that the scheme can also be given on a nonuniform mesh and its fourth order accuracy still holds on a quasi uniform mesh since it is also a finite element method.

3.3 The Q^2 spectral element method

The scheme (7) with Lagrangian Q^2 basis is fourth order accurate [21] and monotone on a uniform mesh under suitable mesh constraints [20].

Consider a uniform grid (x_i, y_j) for a rectangular domain $[0, 1] \times [0, 1]$ where $x_i = ih$, $i = 0, 1, \dots, n+1$ and $y_j = jh$, $j = 0, 1, \dots, n+1$, $h = \frac{1}{n+1}$, where n must be odd. Let u_{ij} denote the numerical solution at (x_i, y_j) . Let \mathbf{u} denote an abstract vector consisting of u_{ij} for $i, j = 1, 2, \dots, n$. Let $\bar{\mathbf{u}}$ denote an abstract vector consisting of u_{ij} for $i, j = 0, 1, 2, \dots, n, n+1$. Let $\bar{\mathbf{f}}$ denote an abstract vector consisting of f_{ij} for $i, j = 1, 2, \dots, n$ and the boundary condition g at the boundary grid points. Then the matrix vector representation of (7) is $S\bar{\mathbf{u}} = M\mathbf{f}$ where S is the stiffness matrix and M is the lumped mass matrix. For convenience, after inverting the mass matrix, with the boundary conditions, the whole scheme can be represented in a matrix vector form $\bar{L}_h \bar{\mathbf{u}} = \bar{\mathbf{f}}$. For Laplacian $\mathcal{L}u = -\Delta u$, $\bar{L}_h \bar{\mathbf{u}} = \bar{\mathbf{f}}$ on a uniform mesh is given as

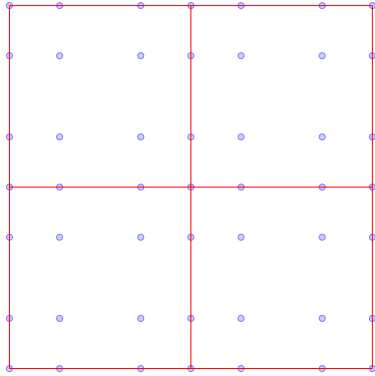
$$\begin{aligned}
 (\bar{L}_h \bar{\mathbf{u}})_{i,j} &:= \frac{-u_{i-1,j} - u_{i+1,j} + 4u_{i,j} - u_{i,j+1} - u_{i,j-1}}{h^2} = f_{i,j}, \quad \text{if } (x_i, y_j) \text{ is a cell center,} \\
 (\bar{L}_h \bar{\mathbf{u}})_{i,j} &:= \frac{-u_{i-1,j} + 2u_{i,j} - u_{i+1,j}}{h^2} + \frac{u_{i,j-2} - 8u_{i,j-1} + 14u_{i,j} - 8u_{i,j+1} + u_{i,j+2}}{4h^2} = f_{i,j}, \\
 &\quad \text{if } (x_i, y_j) \text{ is an edge center for an edge parallel to the y-axis,} \\
 (\bar{L}_h \bar{\mathbf{u}})_{i,j} &:= \frac{u_{i-2,j} - 8u_{i-1,j} + 14u_{i,j} - 8u_{i+1,j} + u_{i+2,j}}{4h^2} + \frac{-u_{i,j-1} + 2u_{i,j} - u_{i,j+1}}{h^2} = f_{i,j}, \\
 &\quad \text{if } (x_i, y_j) \text{ is an edge center for an edge parallel to the x-axis,} \\
 (\bar{L}_h \bar{\mathbf{u}})_{i,j} &:= \frac{u_{i-2,j} - 8u_{i-1,j} + 14u_{i,j} - 8u_{i+1,j} + u_{i+2,j}}{4h^2} + \frac{u_{i,j-2} - 8u_{i,j-1} + 14u_{i,j} - 8u_{i,j+1} + u_{i,j+2}}{4h^2} = f_{i,j}, \\
 &\quad \text{if } (x_i, y_j) \text{ is a knot,} \\
 (\bar{L}_h \bar{\mathbf{u}})_{i,j} &:= u_{i,j} = g_{i,j} \quad \text{if } (x_i, y_j) \text{ is a boundary point.}
 \end{aligned} \tag{9}$$

If ignoring the denominator h^2 , then the stencil can be represented as:


$$\begin{array}{rcccl}
 & & & & \frac{1}{4} \\
 & & & & -2 \\
 & -1 & & & \\
 \text{cell center} & -1 & \frac{1}{4} & -1 & \text{knots } \frac{1}{4} & -2 & 7 & -2 & \frac{1}{4} \\
 & & & & -2 \\
 & & & & \frac{1}{4} \\
 \\
 & & & & -1 \\
 \text{edge center (edge parallel to } y\text{-axis)} & \frac{1}{4} & -2 & \frac{11}{2} & -2 & \frac{1}{4} \\
 & & & & -1 \\
 \\
 & & & & \frac{1}{4} \\
 & & & & -2 \\
 \text{edge center (edge parallel to } x\text{-axis)} & -1 & \frac{11}{2} & -1 & \\
 & & & & -2 \\
 & & & & \frac{1}{4}
 \end{array}$$

3.4 The Q^3 spectral element method

In the scheme (7), if using Lagrangian Q^3 basis with 4×4 Gauss-Lobatto quadrature, we get Q^3 spectral element method, which is also a fifth order accurate finite difference scheme [21]. The 4-point Gauss-Lobatto quadrature for the reference interval $[-1, 1]$ has four quadrature points $[-1 - \frac{\sqrt{5}}{5} \frac{\sqrt{5}}{5} 1]$. Thus on an uniform rectangular mesh, the corresponding finite difference grid consisting of quadrature points is not exactly uniform, see Figure 4.



(a) Quadrature points and a finite element mesh.



(b) The corresponding finite difference grid.

Fig. 4 An illustration of a mesh for Q^3 element and the 4×4 Gauss-Lobatto quadrature.

Now consider a uniform mesh for a one-dimensional problem and assume each cell has length h , see Figure 3.4. There are two quadrature points inside




Fig. 5 Three adjacent 1D cells for P^3 elements using 4-point Gauss-Lobatto quadrature.

each interval, and we refer to them as the left interior point and the right interior point. The Q^3 spectral element method in difference form for one-dimension problem (4) can be written as $\bar{L}_h \bar{\mathbf{u}} = \bar{\mathbf{f}}$:

$$\begin{aligned}
 (\bar{L}_h \bar{\mathbf{u}})_i &:= \frac{4}{h^2} \left[13u_i - \frac{15\sqrt{5}+25}{8}(u_{i-1} + u_{i+1}) + \frac{15\sqrt{5}-25}{8}(u_{i-2} + u_{i+2}) - \frac{1}{4}(u_{i-3} + u_{i+3}) \right] = f_i, \quad x_i \text{ is a knot;} \\
 (\bar{L}_h \bar{\mathbf{u}})_i &:= \frac{4}{h^2} \left[-\frac{3\sqrt{5}+5}{4}u_{i-1} + 5u_i + \frac{-5}{2}u_{i+1} + \frac{15\sqrt{5}-25}{8}u_{i+2} \right] = f_i, \quad x_i \text{ is the left interior point;} \\
 (\bar{L}_h \bar{\mathbf{u}})_i &:= \frac{4}{h^2} \left[\frac{15\sqrt{5}-25}{8}u_{i-2} - \frac{5}{2}u_{i-1} + 5u_i - \frac{3\sqrt{5}+5}{4}u_{i+1} \right] = f_i, \quad \text{if } x_i \text{ is the right interior point.} \\
 (\bar{L}_h \bar{\mathbf{u}})_0 &:= u_0 = \sigma_0, \quad (\bar{L}_h \bar{\mathbf{u}})_{n+1} := u_{n+1} = \sigma_1.
 \end{aligned} \tag{10}$$

The explicit scheme in two dimensions will be given in Section 5.

4 Lorenz's condition for monotonicity

In this section, we briefly review the Lorenz's condition for monotonicity [24], which will be the main tool to prove the monotonicity of the Q^3 spectral element method. The monotonicity implies discrete maximum principle for the scheme, see [7, 20].

Definition 1 Let $\mathcal{N} = \{1, 2, \dots, n\}$. For $\mathcal{N}_1, \mathcal{N}_2 \subset \mathcal{N}$, we say a matrix $A = [a_{ij}]$ of size $n \times n$ connects \mathcal{N}_1 with \mathcal{N}_2 if

$$\forall i_0 \in \mathcal{N}_1, \exists i_r \in \mathcal{N}_2, \exists i_1, \dots, i_{r-1} \in \mathcal{N} \quad \text{s.t.} \quad a_{i_{k-1}i_k} \neq 0, \quad k = 1, \dots, r. \tag{11}$$

If perceiving A as a directed graph adjacency matrix of vertices labeled by \mathcal{N} , then (11) simply means that there exists a directed path from any vertex in \mathcal{N}_1 to at least one vertex in \mathcal{N}_2 . In particular, if $\mathcal{N}_1 = \emptyset$, then any matrix A connects \mathcal{N}_1 with \mathcal{N}_2 .

Given a square matrix A and a column vector \mathbf{x} , we define

$$\mathcal{N}^0(A\mathbf{x}) = \{i : (A\mathbf{x})_i = 0\}, \quad \mathcal{N}^+(A\mathbf{x}) = \{i : (A\mathbf{x})_i > 0\}.$$

Given a matrix $A = [a_{ij}] \in \mathbb{R}^{n \times n}$, define its diagonal, off-diagonal, positive and negative off-diagonal parts as $n \times n$ matrices A_d, A_a, A_a^+, A_a^- :

$$\begin{aligned}
 (A_d)_{ij} &= \begin{cases} a_{ii}, & \text{if } i = j \\ 0, & \text{if } i \neq j \end{cases}, \quad A_a = A - A_d, \\
 (A_a^+)_{ij} &= \begin{cases} a_{ij}, & \text{if } a_{ij} > 0, \quad i \neq j \\ 0, & \text{otherwise.} \end{cases}, \quad A_a^- = A_a - A_a^+.
 \end{aligned}$$

The following two results were proven in [24]. See also [20] for a detailed proof.

Theorem 3 If $A \leq M_1 M_2 \cdots M_k L$ where M_1, \dots, M_k are nonsingular M -matrices and $L_a \leq 0$, and there exists a nonzero vector $\mathbf{e} \geq 0$ such that one of the matrices M_1, \dots, M_k, L connects $\mathcal{N}^0(\mathbf{Ae})$ with $\mathcal{N}^+(\mathbf{Ae})$. Then $M_k^{-1} M_{k-1}^{-1} \cdots M_1^{-1} A$ is an M -matrix, thus A is a product of $k+1$ nonsingular M -matrices and $A^{-1} \geq 0$.

Theorem 4 (Lorenz's condition) If A_a^- has a decomposition: $A_a^- = A^z + A^s = (a_{ij}^z) + (a_{ij}^s)$ with $A^s \leq 0$ and $A^z \leq 0$, such that

$$A_d + A^z \text{ is a nonsingular } M\text{-matrix}, \quad (12a)$$

$$A_a^+ \leq A^z A_d^{-1} A^s \text{ or equivalently } \forall a_{ij} > 0 \text{ with } i \neq j, a_{ij} \leq \sum_{k=1}^n a_{ik}^z a_{kk}^{-1} a_{kj}^s, \quad (12b)$$

$$\exists \mathbf{e} \in \mathbb{R}^n \setminus \{\mathbf{0}\}, \mathbf{e} \geq 0 \text{ with } \mathbf{Ae} \geq 0 \text{ s.t. } A^z \text{ or } A^s \text{ connects } \mathcal{N}^0(\mathbf{Ae}) \text{ with } \mathcal{N}^+(\mathbf{Ae}). \quad (12c)$$

Then A is a product of two nonsingular M -matrices thus $A^{-1} \geq 0$.

Proposition 1 The matrix L in Theorem 3 must be an M -matrix.

Proof Let $M^{-1} = M_k^{-1} M_{k-1}^{-1} \cdots M_1^{-1}$, following the proof of Theorem 7 in [20], then $M^{-1} \mathbf{Ae} \geq c \mathbf{Ae}$ for some positive number c . Then $\mathbf{Ae} \geq 0 \Rightarrow M^{-1} \mathbf{Ae} \geq 0$. Now since $\mathbf{e} \geq 0$, $M^{-1} A \leq L \Rightarrow 0 \leq (L - M^{-1} A) \mathbf{e} \Rightarrow M^{-1} \mathbf{Ae} \leq L \mathbf{e}$ thus $L \mathbf{e} \geq 0$.

Assume L connects $\mathcal{N}^0(\mathbf{Ae})$ with $\mathcal{N}^+(\mathbf{Ae})$. Since $M^{-1} \mathbf{Ae} \leq L \mathbf{e}$, $\mathcal{N}^0(L \mathbf{e}) \subseteq \mathcal{N}^0(\mathbf{Ae})$ and $\mathcal{N}^+(\mathbf{Ae}) \subseteq \mathcal{N}^+(L \mathbf{e})$, so L also connects $\mathcal{N}^0(L \mathbf{e})$ with $\mathcal{N}^+(L \mathbf{e})$.

Assume M_i connects $\mathcal{N}^0(\mathbf{Ae})$ with $\mathcal{N}^+(\mathbf{Ae})$, following the proof of Theorem 7 in [20], we have $M^{-1} \mathbf{Ae} > 0$. Now L trivially connects $\mathcal{N}^0(L \mathbf{e})$ with $\mathcal{N}^+(L \mathbf{e})$ since $L \mathbf{e} \geq M^{-1} \mathbf{Ae} \Rightarrow L \mathbf{e} > 0$ and $\mathcal{N}^0(L \mathbf{e}) = \emptyset$.

Then Theorem 6 in [20] applies to show L is an M -matrix.

In practice, the condition like (12c) can be difficult to verify. In this paper, the vector \mathbf{e} will be taken as $\mathbf{1}$ consisting of all ones in Theorem 3.

5 Monotonicity of Q^3 spectral element method on a uniform mesh

5.1 The main approach for proving monotonicity

Even though Lorenz's condition Theorem 4 can be nicely verified for the Q^2 spectral element method in finite difference form [20], it is very difficult to apply Lorenz's condition to higher order Q^k spectral element methods due to their much more complicated structure. In particular, even for Q^3 scheme, simple decomposition of $A_a^- = A^z + A^s$ such that $A_a^+ \leq A^z A_d^{-1} A^s$ is difficult to show. Instead, we propose to apply Theorem 4 to a few simpler intermediate and auxiliary matrices, then use Theorem 3. To be specific, let $A = A_3$ be the matrix representation of Q^3 spectral element method in finite difference form,

and let $A_0 = M_1$ be an M-matrix. Then we seek to construct matrices A_i and L_i satisfying the conditions in Theorem 4 such that

$$A_1 \leq A_0 L_0, \quad A_2 \leq A_1 L_1, \quad A_3 \leq A_2 L_2,$$

with the constraints that $A_i \mathbf{1} \geq 0$ and $A_0 = M_1$ connects $\mathcal{N}^0(A_i \mathbf{1})$ with $\mathcal{N}^+(A_i \mathbf{1})$ for all A_i . With $\mathbf{e} = \mathbf{1}$ in Theorem 3, we have

$$A_1 \leq A_0 L_0 = M_1 L_0 \Rightarrow A_1 = M_1 M_2 \Rightarrow A_2 \leq M_1 M_2 L_1 \Rightarrow A_2 = M_1 M_2 M_3$$

$$\Rightarrow A_3 \leq M_1 M_2 M_3 L_2 \Rightarrow A = A_3 = M_1 M_2 M_3 M_4.$$

We remark that the matrices A_i and L_i satisfying constraints above may not be unique. It is tedious to verify the inequalities for the matrices listed in the rest of the section, especially for the matrices for the two-dimensional scheme. **For readers' convenience, we have provided a symbolic computation code in MATLAB for easily verifying these inequalities, which can be downloaded at**

<https://www.math.purdue.edu/~zhan1966/research/code/Q3proof.tar.gz>.

5.2 One-dimensional scheme

We first demonstrate the main idea for the one-dimensional case, for which we only need to construct matrices such that $A_1 \leq A_0 L_0, A \leq A_1 L_1$.

Let \bar{L}_h denote the coefficient matrix in (10), then consider $A = \frac{h^2}{4} \bar{L}_h$. For convenience, we will perceive the matrix A as a linear operator \mathcal{A} . Notice that the coefficients for two interior points are symmetric in (10), thus we will only show stencil for the left interior point for simplicity:

$$\begin{aligned} \mathcal{A} \text{ at boundary point } x_0 \text{ or } x_{n+1} : & \frac{h^2}{4} \\ \mathcal{A} \text{ at knot} : & -\frac{1}{4} \quad \frac{15\sqrt{5}-25}{8} \quad \frac{-15\sqrt{5}-25}{8} \quad \mathbf{13} \quad \frac{-15\sqrt{5}-25}{8} \quad \frac{15\sqrt{5}-25}{8} \quad -\frac{1}{4} \\ \mathcal{A} \text{ at interior point} : & \frac{-3\sqrt{5}-5}{4} \quad \mathbf{5} \quad -\frac{5}{2} \quad \frac{3\sqrt{5}-5}{4}, \end{aligned}$$

where bolded entries indicate the coefficient for the operator output location x_i .

For all the matrices defined below, they will have symmetric structure at two interior points, thus for simplicity we will only show the stencil of the corresponding linear operators for the left interior point. We first define three

matrices A_1 , A_0 , and Z_0 .

$$\begin{aligned}
\mathcal{A}_1 \text{ at boundary : } & \frac{\mathbf{h}^2}{4} \\
\mathcal{A}_1 \text{ at knot : } & 0 \quad \frac{15\sqrt{5}-25}{8} \quad -7 \quad \mathbf{13} \quad -7 \quad \frac{15\sqrt{5}-25}{8} \quad 0 \\
\mathcal{A}_1 \text{ at interior point: } & -\frac{1}{2} \quad \mathbf{4.8} \quad -2 \quad 0 \\
\mathcal{A}_0 \text{ at boundary : } & \frac{\mathbf{h}^2}{4} \\
\mathcal{A}_0 \text{ at knot: } & 0 \quad 0 \quad -7 \quad \mathbf{15} \quad -7 \quad 0 \quad 0 \\
\mathcal{A}_0 \text{ at interior point: } & -\frac{1}{2} \quad \mathbf{4.8} \quad -\frac{1}{2} \quad 0 \\
\mathcal{Z}_0 \text{ at boundary : } & \mathbf{0} \\
\mathcal{Z}_0 \text{ at knot: } & 0 \quad 0 \quad 0 \quad \mathbf{0} \quad 0 \quad 0 \quad 0 \\
\mathcal{Z}_0 \text{ at interior point: } & 0 \quad \mathbf{0} \quad -2 + \frac{1}{2} \quad 0
\end{aligned}$$

Then we define $L_0 = I + (A_0)_d^{-1} Z_0$ where I is the identity matrix and $(A_0)_d$ denotes the diagonal part of A_0 . By considering composition of two operators \mathcal{A}_0 and \mathcal{L}_0 , we get the matrix product $A_0 L_0$. Due to the definition of Z_0 , $\mathcal{A}_0 \mathcal{L}_0$ still has the same stencil as above:

$$\begin{aligned}
\mathcal{A}_0 \mathcal{L}_0 \text{ at boundary : } & \frac{\mathbf{h}^2}{4} \\
\mathcal{A}_0 \mathcal{L}_0 \text{ at knot: } & 0 \quad \frac{35}{16} \quad -7 \quad \mathbf{15} \quad -7 \quad \frac{35}{16} \quad 0 \\
\mathcal{A}_0 \mathcal{L}_0 \text{ at interior point: } & -\frac{1}{2} \quad \mathbf{4.8} + \frac{\mathbf{5}}{\mathbf{32}} \quad -2 \quad 0
\end{aligned}$$

It is straightforward to see $A_1 \leq A_0 L_0$. By Theorem 1, A_0 is an M-matrix, thus we set $M_1 = A_0$. Also it is easy to see that $\mathcal{A}_1(\mathbf{1}) > 0$ thus $\mathcal{N}^0(A_1 \mathbf{1})$ is an empty set. So A_0 trivially connects $\mathcal{N}^0(A_1 \mathbf{1})$ with $\mathcal{N}^+(A_1 \mathbf{1})$. By Theorem 3, we have $A_1 \leq A_0 L_0 = M_1 L_0 \Rightarrow A_1 = M_1 M_2$ where M_2 is an M-matrix.

Let $(A_1)_d$ denote the diagonal part of A_1 . Then define $L_1 = I + (A_1)_d^{-1} Z_1$ using the following Z_1 :

$$\begin{aligned}
\mathcal{Z}_1 \text{ at boundary: } & \mathbf{0} \\
\mathcal{Z}_1 \text{ at knot: } & 0 \quad 0 \quad 0 \quad \mathbf{0} \quad 0 \quad 0 \quad 0 \\
\mathcal{Z}_1 \text{ at interior point: } & -\frac{11}{10} \quad \mathbf{0} \quad -\frac{1}{2} \quad 0
\end{aligned}$$

And the matrix $A_1 L_1$ still have the same stencil and symmetry:

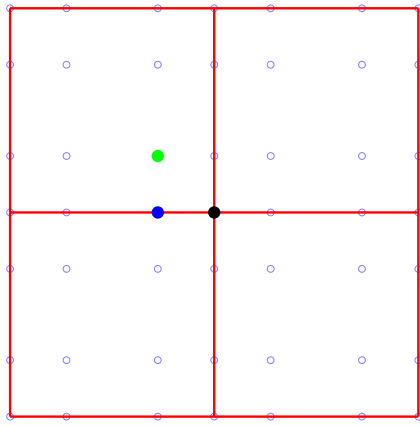
$$\begin{aligned}
\mathcal{A}_1 \mathcal{L}_1 \text{ at boundary: } & \frac{\mathbf{h}^2}{4} \\
\mathcal{A}_1 \mathcal{L}_1 \text{ at knot: } & \frac{-165\sqrt{5}+275}{384} \quad \frac{15\sqrt{5}-25}{8} + \frac{35}{48} \quad -7 + \frac{-75\sqrt{5}+125}{384} \quad \mathbf{13} + 2\left(\frac{77}{48}\right) \quad -7 + \frac{-75\sqrt{5}+125}{384} \quad \frac{15\sqrt{5}-25}{8} + \frac{35}{48} \quad \frac{-165\sqrt{5}+275}{384} \\
\mathcal{A}_1 \mathcal{L}_1 \text{ at interior point: } & -\frac{8}{5} \quad \mathbf{4.8} + \frac{\mathbf{5}}{\mathbf{24}} \quad -\frac{5}{2} \quad \frac{11}{24}
\end{aligned}$$

A direct comparison verifies that $A \leq A_1 L_1 = M_1 M_2 L_1$. Also it is easy to see that $\mathcal{A}(\mathbf{1})_i = 0$ if x_i is not a boundary point. The operator \mathcal{A}_0 has a three-point stencil at interior grid points, thus the directed graph defined by the adjacency matrix A_0 has a directed path starting from any interior grid point to any other point, see Figure 5.2. So $M_1 = A_0$ connects $\mathcal{N}^0(A\mathbf{1})$ with $\mathcal{N}^+(A\mathbf{1})$. By Theorem 3, we have $A \leq A_1 L_1 = M_1 M_2 L_1 \Rightarrow A = M_1 M_2 M_3$ where M_3 is an M-matrix. Therefore, $A^{-1} = M_3^{-1} M_2^{-1} M_1^{-1} \geq 0$.

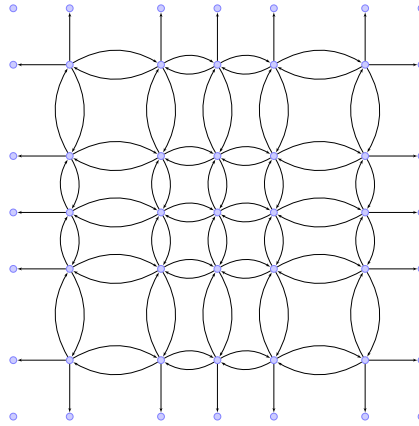


Fig. 6 The directed graph defined by matrix M_1 for the finite difference grid shown in Figure 3.4.

5.3 Two-dimensional case



(a) Three point types defining the stencil: knot (black), edge point (blue), interior point (green).



(b) The directed graph defined by the matrix M_1 .

Fig. 7 An illustration of a Q^3 mesh with 2×2 cells.

Due to symmetry, the stencil of the scheme can be defined at three different types of points, see Figure 7 (a). Let each rectangular cell have size $h \times h$ and denote Q^3 scheme by $\bar{L}_h \bar{\mathbf{u}} = \bar{\mathbf{f}}$. Let $A = \frac{h^2}{4} \bar{L}_h$. Then for a boundary point $(x_i, y_j) \in \partial\Omega$, $\mathcal{A}(\bar{\mathbf{u}})_{ij} = \frac{h^2}{4} u_{ij}$. And the stencil of \mathcal{A} at interior grid points is given as

$$\begin{array}{ccccccc}
& & & & -\frac{1}{4} & & \\
& & & & \frac{15\sqrt{5}-25}{8} & & \\
& & & & \frac{-15\sqrt{5}-25}{8} & & \\
\mathcal{A} \text{ at knot:} & -\frac{1}{4} & \frac{15\sqrt{5}-25}{8} & \frac{-15\sqrt{5}-25}{8} & \mathbf{26} & \frac{-15\sqrt{5}-25}{8} & \frac{15\sqrt{5}-25}{8} & -\frac{1}{4} \\
& & & & \frac{-15\sqrt{5}-25}{8} & & \\
& & & & \frac{15\sqrt{5}-25}{8} & & \\
& & & & -\frac{1}{4} & & \\
& & & & -\frac{1}{4} & & \\
& & & & \frac{15\sqrt{5}-25}{8} & & \frac{3\sqrt{5}-5}{4} \\
& & & & \frac{-15\sqrt{5}-25}{8} & & -\frac{5}{2} \\
\mathcal{A} \text{ at edge point:} & \frac{3\sqrt{5}-5}{4} & -\frac{5}{2} & \mathbf{18} & \frac{-3\sqrt{5}-5}{4} & \mathcal{A} \text{ at interior point:} & \frac{3\sqrt{5}-5}{4} & -\frac{5}{2} & \mathbf{10} & \frac{-3\sqrt{5}-5}{4} \\
& & & \frac{-15\sqrt{5}-25}{8} & & & & & \frac{-3\sqrt{5}-5}{4} \\
& & & \frac{15\sqrt{5}-25}{8} & & & & & \\
& & & -\frac{1}{4} & & & & &
\end{array}$$

Next we list the definition of matrices A_i and Z_i by the corresponding linear operators \mathcal{A}_i and \mathcal{Z}_i . For convenience, we will only list the stencil at interior grid points. For the domain boundary points $(x_i, y_j) \in \partial\Omega$, all A_i matrices will have the same value as A : $\mathcal{A}_i(\bar{\mathbf{u}})_{ij} = \frac{h^2}{4}u_{ij}$. And $\mathcal{Z}_i(\bar{\mathbf{u}})_{ij} = 0$ for $(x_i, y_j) \in \partial\Omega$. The matrix L_i is defined as $L_i = I + (A_i)_d^{-1}Z_i$, $i = 0, 1, 2$. The matrices and their products are given by:

[illegible]

[illegible]

				0				
				0				
				0				
\mathcal{Z}_2 at knot:	0	0	0	0	0	0	0	
				0				
				0				
				0				
	0							
	0						0	
	0						0	
\mathcal{Z}_2 at edge point:	0	0	0	0	\mathcal{Z}_2 at interior point:	0	0	0 -2
				0				-2
				0				
				0				
								$-\frac{1}{4}$
								$\frac{15\sqrt{5}-25}{8}$
								$\frac{-15\sqrt{5}-25}{8}$
$\mathcal{A}_2\mathcal{L}_2$ at knot :	$-\frac{1}{4}$	$\frac{15\sqrt{5}-25}{8}$	$\frac{-15\sqrt{5}-25}{8}$	26	$\frac{-15\sqrt{5}-25}{8}$	$\frac{15\sqrt{5}-25}{8}$	$-\frac{1}{4}$	
					$\frac{-15\sqrt{5}-25}{8}$			
					$\frac{15\sqrt{5}-25}{8}$			
					$-\frac{1}{4}$			
				$\frac{-3\sqrt{5}+5}{8}$				
				$\frac{15\sqrt{5}-25}{8}$	$\frac{1}{4} + \frac{-3\sqrt{5}+5}{8}$			
				-7	$\frac{7}{5}$			
$\mathcal{A}_2\mathcal{L}_2$ at edge point:	$\frac{3\sqrt{5}-5}{4}$	$-\frac{5}{2}$	$17 + 2(\frac{7}{5})$	$\frac{-3\sqrt{5}-5}{4}$				
				-7	$\frac{7}{5}$			
				$\frac{15\sqrt{5}-25}{8}$	$\frac{1}{4} + \frac{-3\sqrt{5}+5}{8}$			
				$\frac{-3\sqrt{5}+5}{8}$				
				0	$\frac{1}{2}$			
				0	0	$-\frac{5}{2}$	$-\frac{5}{14} + \frac{1}{2}$	
$\mathcal{A}_2\mathcal{L}_2$ at interior point:	$\frac{1}{2}$	$-\frac{5}{2}$	10	$-2 - \frac{1}{2}$				
		$-\frac{5}{14} + \frac{1}{2}$	$-2 - \frac{1}{2}$	0				

By Theorem 1, A_0 is an M-matrix, thus we set $M_1 = A_0$. Notice that the matrix $M_1 = A_0$ has a 5-point stencil and the directed graph defined by M_1 is given in Figure 7 (b), in which there is a directed path starting from any interior grid point to any other point. For convenience, let $A_3 = A$. Then we have $\mathcal{A}_k(\mathbf{1}) \geq 0$ ($k = 0, 1, 2, 3$). Moreover, $\mathcal{A}_k(\mathbf{1})_{ij} > 0$ ($k = 0, 1, 2, 3$) for any domain boundary point $(x_i, y_j) \in \partial\Omega$. The directed graph defined by M_1 easily implies that M_1 connects $\mathcal{N}^0(A_i\mathbf{1})$ with $\mathcal{N}^+(A_i\mathbf{1})$ for all $i = 0, 1, 2, 3$.

By straightforward comparison, we can verify that $A_1 \leq A_0L_0, A_2 \leq A_1L_1, A \leq A_2L_2$. By Theorem 3, we have

$$\begin{aligned} A_1 &\leq A_0L_0 = M_1L_0 \Rightarrow A_1 = M_1M_2 \Rightarrow A_2 \leq M_1M_2L_1 \Rightarrow A_2 = M_1M_2M_3 \\ &\Rightarrow A \leq M_1M_2M_3L_2 \Rightarrow A = M_1M_2M_3M_4 \Rightarrow A^{-1} \geq 0. \end{aligned}$$

Remark 1 The matrices A_i and L_i are found by matching the inequalities above. Such matrices are not unique. These matrices and the inequalities can be easily verified by computer codes.

For readers' convenience, we have provided a symbolic computation code in MATLAB for easily verifying these inequalities, which can be downloaded at

<https://www.math.purdue.edu/~zhan1966/research/code/Q3proof.tar.gz>.

6 Numerical Tests

6.1 Monotonicity tests

For solving a one-dimensional Poisson equation $-u'' = f$ on the domain $(0, 1)$ with homogeneous Dirichlet boundary condition $u(0) = u(1) = 0$, consider the classical continuous finite element method using P^k polynomial basis on a uniform mesh consisting of N intervals. If all the integrals are replaced by $(k+1)$ -point Gauss-Lobatto quadrature, then it is equivalent to a finite difference scheme at all Gauss-Lobatto points excluding two domain boundary points. The finite difference scheme can be written as $S\mathbf{u} = M\mathbf{f}$ or $Hu = \mathbf{f}$, where S is the stiffness matrix, $M \geq 0$ is the lumped mass matrix and $H = M^{-1}S$. The results in [28] imply that $S \geq 0$ thus $H \geq 0$ for any k . See Figure 8 for the smallest entry in the matrix H^{-1} for $k = 2, 3, \dots, 15$ on different meshes.

For a two-dimensional Poisson equation $-u_{xx} - u_{yy} = f$ on the domain $(0, 1) \times (0, 1)$ with homogeneous Dirichlet boundary condition, the Q^k spectral element method, i.e., Q^k finite element method with $(k+1) \times (k+1)$ -point Gauss-Lobatto quadrature, is equivalent to a finite difference scheme at all Gauss-Lobatto points excluding all domain boundary points. On a uniform mesh consisting of $N \times N$ rectangular cells, the stiffness matrix and lumped matrix can be written as $S \otimes M + M \otimes S$ and $M \otimes M$ respectively [21]. So the finite difference scheme matrix in two dimensions can be written as

$$H2D = (M \otimes M)^{-1}(S \otimes M + M \otimes S) = H \otimes I + I \otimes H,$$

where the matrices S, M, H are the same ones as in the one-dimensional scheme. Unfortunately, here the kronecker product and H^{-1} simply does not imply the inverse positivity of $H2D$. In numerical tests on a $N \times N$ mesh, there is a clear cut off at $k = 9$. For Q^k spectral element method with $k \geq 9$, the inverse positivity is simply lost in two dimensions even on very coarse meshes, see numerical results in Figure 9.

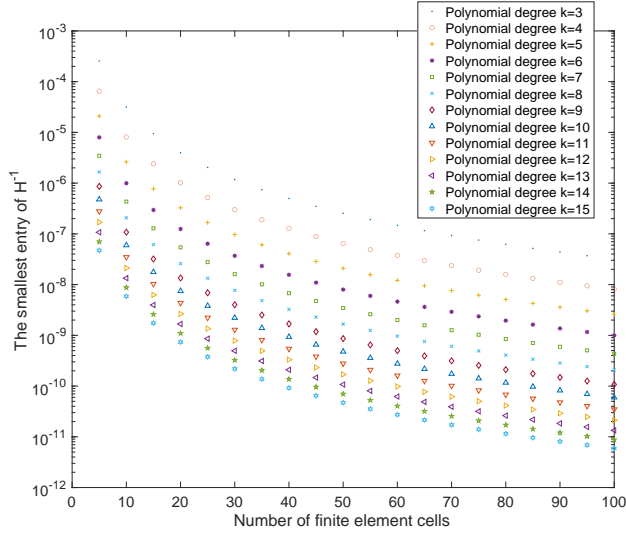


Fig. 8 $H^{-1} \geq 0$ holds for any k in P^k finite element method with $(k + 1)$ -point Gauss-Lobatto quadrature on a uniform mesh with N cells for one-dimensional Laplacian.

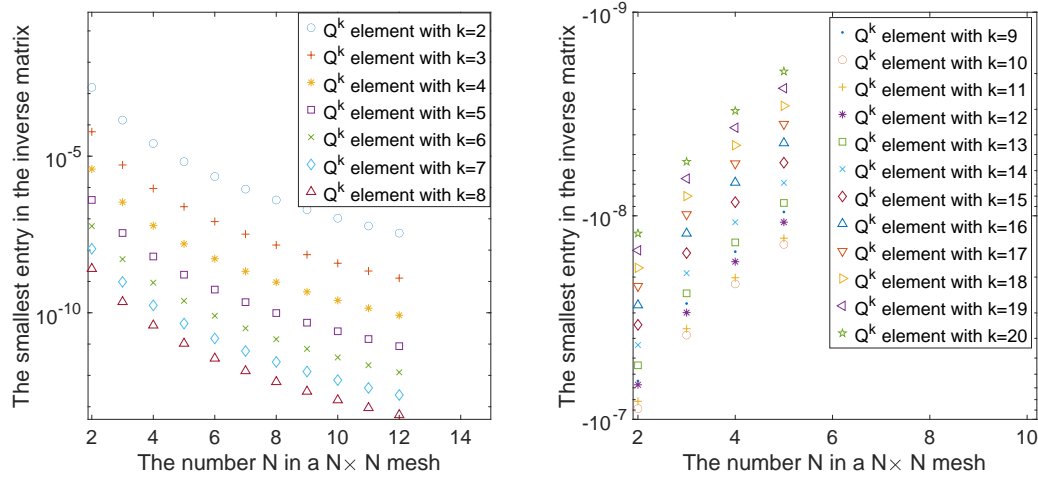


Fig. 9 On a uniform mesh with $N \times N$ cells, inverse positivity of the matrix is simply lost in Q^k spectral element method for 2D Laplacian if $k \geq 9$.

6.2 Accuracy tests

For verifying the order for smooth solutions, we show some accuracy tests of the monotone schemes mentioned in this paper for solving $-\Delta u = f$ on a square $(0, 1) \times (0, 1)$ with Dirichlet boundary conditions. We will simply refer to the classical 9-point scheme (1) as 9-point scheme, and refer to its variant (3) as compact finite difference. The schemes are tested for the Poisson equation $-\Delta u = f$ with nonhomogeneous Dirichlet boundary condition:

$$\begin{aligned} f &= 74\pi^2 \cos(5\pi x) \cos(7\pi y) - 8 \\ u &= \cos(5\pi x) \cos(7\pi y) + x^2 + y^2 \end{aligned} \quad (13)$$

The errors of fourth order accurate schemes on uniform grids are listed in Table 1. The errors of Q^3 spectral element method on uniform rectangular meshes are listed in Table 2.

7 Concluding remarks

We have proven that the Q^3 spectral element method on a uniform mesh is monotone, by proving its finite difference scheme matrix is a product of four M-matrices for two-dimensional Laplace operator.

Table 1 Accuracy test on uniform meshes for (13).

Finite Difference Grid	Q^2 spectral element method				P^2 finite element method				9-point scheme (1)			
	l^2 error	order	l^∞ error	order	l^2 error	order	l^∞ error	order	l^2 error	order	l^∞ error	order
7×7	3.62E-1	-	1.10E-0	-	9.68E-1	-	2.59E-0	-	2.48E-2	-	5.69E-2	-
15×15	3.75E-2	3.26	9.68E-2	3.50	7.81E-2	3.63	3.00E-1	3.11	2.61E-4	6.56	6.46E-4	6.45
31×31	2.44E-3	3.94	7.18E-3	3.75	4.70E-3	4.05	1.84E-2	4.02	3.65E-5	2.84	8.97E-5	2.85
63×63	1.54E-4	3.98	5.50E-4	3.70	2.89E-4	4.02	1.11E-3	4.04	2.55E-6	3.83	6.57E-6	3.77

Finite Difference Grid	compact finite difference (3)				Bramble-Hubbard scheme			
	l^2 error	order	l^∞ error	order	l^2 error	order	l^∞ error	order
7×7	9.88E-2	-	2.26E-1	-	3.14E-1	-	8.23E-1	-
15×15	5.40E-3	4.19	1.33E-2	4.08	1.76E-2	4.15	6.16E-2	3.73
31×31	3.22E-4	4.06	7.91E-4	4.07	3.38E-3	2.37	1.15E-2	2.41
63×63	1.98E-5	4.01	5.11E-5	3.95	3.04E-4	3.47	1.20E-3	3.32

Table 2 Accuracy test of Q^3 spectral element method on uniform meshes.

Q^3 Finite Element Mesh	Finite Difference Grid	l^2 error	order	l^∞ error	order
2×2	5×5	1.18E0	-	2.61E0	-
4×4	11×11	6.08E-2	4.28	1.45E-1	4.17
8×8	23×23	2.87E-3	4.40	7.10E-3	4.35
16×16	47×47	9.82E-5	4.87	2.41E-4	4.88
32×32	95×95	3.12E-6	4.97	7.60E-6	4.99

References

1. Erich Bohl and Jens Lorenz. Inverse monotonicity and difference schemes of higher order. a summary for two-point boundary value problems. *aequationes mathematicae*, 19(1):1–36, 1979.
2. James H Bramble. Fourth-order finite difference analogues of the Dirichlet problem for Poisson’s equation in three and four dimensions. *Mathematics of Computation*, 17(83):217–222, 1963.
3. James H Bramble and Bert E Hubbard. New monotone type approximations for elliptic problems. *Mathematics of Computation*, 18(87):349–367, 1964.
4. JH Bramble and BE Hubbard. On the formulation of finite difference analogues of the Dirichlet problem for Poisson’s equation. *Numerische Mathematik*, 4(1):313–327, 1962.
5. JH Bramble and BE Hubbard. On a finite difference analogue of an elliptic boundary problem which is neither diagonally dominant nor of non-negative type. *Journal of Mathematics and Physics*, 43(1-4):117–132, 1964.
6. Chuanmiao Chen. *Structure theory of superconvergence of finite elements (In Chinese)*. Hunan Science and Technology Press, Changsha, 2001.
7. Philippe G Ciarlet. Discrete maximum principle for finite-difference operators. *Aequationes mathematicae*, 4(3):338–352, 1970.
8. Philippe G Ciarlet. *The Finite Element Method for Elliptic Problems*. Society for Industrial and Applied Mathematics, 2002.

9. Gary Cohen. *Higher-order numerical methods for transient wave equations*. Springer Science & Business Media, 2001.
10. Lothar Collatz. *The numerical treatment of differential equations*. Springer-Verlag, Berlin, 1960.
11. Bengt Fornberg and Natasha Flyer. *A primer on radial basis functions with applications to the geosciences*. SIAM, 2015.
12. L Fox. Some improvements in the use of relaxation methods for the solution of ordinary and partial differential equations. *Proceedings of the Royal Society of London. Series A. Mathematical and Physical Sciences*, 190(1020):31–59, 1947.
13. Werner Höhn and Hans Detlef Mittelman. Some remarks on the discrete maximum-principle for finite elements of higher order. *Computing*, 27(2):145–154, 1981.
14. Jingwei Hu and Xiangxiong Zhang. Positivity-preserving and energy-dissipative finite difference schemes for the Fokker-Planck and Keller-Segel equations. *IMA Journal of Numerical Analysis*, 43(3):1450–1484, 2023.
15. Yunqing Huang and Jinchao Xu. Superconvergence of quadratic finite elements on mildly structured grids. *Mathematics of computation*, 77(263):1253–1268, 2008.
16. Vladimir Ivanovitch Krylov and Leonid Vital’evitch Kantorovitch. *Approximate methods of higher analysis*. P. Noordhoff, 1958.
17. Sanjiva K Lele. Compact finite difference schemes with spectral-like resolution. *Journal of computational physics*, 103(1):16–42, 1992.
18. Hao Li, Daniel Appelö, and Xiangxiong Zhang. Accuracy of spectral element method for wave, parabolic, and Schrödinger equations. *SIAM Journal on Numerical Analysis*, 60(1):339–363, 2022.
19. Hao Li, Shusen Xie, and Xiangxiong Zhang. A high order accurate bound-preserving compact finite difference scheme for scalar convection diffusion equations. *SIAM Journal on Numerical Analysis*, 56(6):3308–3345, 2018.
20. Hao Li and Xiangxiong Zhang. On the monotonicity and discrete maximum principle of the finite difference implementation of C^0 - Q^2 finite element method. *Numerische Mathematik*, pages 1–36, 2020.
21. Hao Li and Xiangxiong Zhang. Superconvergence of high order finite difference schemes based on variational formulation for elliptic equations. *Journal of Scientific Computing*, 82(2):36, 2020.
22. Hao Li and Xiangxiong Zhang. A High Order Accurate Bound-Preserving Compact Finite Difference Scheme for Two-Dimensional Incompressible Flow, 2023.
23. Chen Liu, Yuan Gao, and Xiangxiong Zhang. Structure preserving schemes for Fokker-Planck equations of irreversible processes. *arXiv preprint arXiv:2210.16628*, 2022.
24. Jens Lorenz. Zur inversmonotonie diskreter probleme. *Numerische Mathematik*, 27(2):227–238, 1977.
25. Yvon Maday and Einar M Rønquist. Optimal error analysis of spectral methods with emphasis on non-constant coefficients and deformed geometries. *Computer Methods in Applied Mechanics and Engineering*, 80(1-3):91–115, 1990.
26. Robert J Plemmons. M-matrix characterizations. I—nonsingular M-matrices. *Linear Algebra and its Applications*, 18(2):175–188, 1977.
27. Jie Shen and Xiangxiong Zhang. Discrete maximum principle of a high order finite difference scheme for a generalized Allen-Cahn equation. *Commun. Math. Sci.*, 20(5):1409–1436, 2022.
28. Tomáš Vejchodský and Pavel Šolín. Discrete maximum principle for higher-order finite elements in 1D. *Mathematics of Computation*, 76(260):1833–1846, 2007.
29. Lars Wahlbin. *Superconvergence in Galerkin finite element methods*. Springer, 2006.
30. JR Whiteman. Lagrangian finite element and finite difference methods for poisson problems. In *Numerische Behandlung von Differentialgleichungen*, pages 331–355. Springer, 1975.
31. Jinchao Xu and Ludmil Zikatanov. A monotone finite element scheme for convection-diffusion equations. *Mathematics of Computation of the American Mathematical Society*, 68(228):1429–1446, 1999.

