

FUNCTION CONTRASTIVE LEARNING OF TRANSFER-ABLE REPRESENTATIONS

Muhammad Waleed Gondal¹, Shruti Joshi¹, Nasim Rahaman^{1,2}, Stefan Bauer^{1,3}
Manuel Wüthrich¹, Bernhard Schölkopf¹

ABSTRACT

Few-shot-learning seeks to find models that are capable of fast-adaptation to novel tasks. Unlike typical few-shot learning algorithms, we propose a contrastive learning method which is not trained to solve a set of tasks, but rather attempts to find a good representation of the underlying data-generating processes (*functions*). This allows for finding representations which are useful for an entire series of tasks sharing the same function. In particular, our training scheme is driven by the self-supervision signal indicating whether two sets of samples stem from the same underlying function. Our experiments on a number of synthetic and real-world datasets show that the representations we obtain can outperform strong baselines in terms of downstream performance and noise robustness, even when these baselines are trained in an end-to-end manner.

1 INTRODUCTION

The ability to learn new concepts from only a few examples is a salient characteristic of intelligent behaviour. Nevertheless, contemporary machine learning models consume copious amounts of data to learn even seemingly basic concepts. The mitigation of this issue is the ambition of the few-shot learning framework, wherein a fundamental objective is to learn general-purpose representations that apply to a variety of different problems (Bengio et al., 2019). In this work, we propose a self-supervised method for learning such representations by leveraging the framework of contrastive learning.

We consider a setting very similar to the one in Neural Processes (NPs) (Garnelo et al., 2018a;b; Kim et al., 2019): The goal is to solve some task related to an unknown function f after observing just a few input-output examples $O = \{(x_i, y_i)\}_i$. For instance, the task may consist of predicting the function value y at unseen locations x or of classifying images after observing only a few pixels (in that case x is the pixel location and y is the pixel value). To solve such a task, the example dataset O needs to be encoded into some representation of the underlying function f . Finding such representations (or rather encoders) which facilitate solving a wide range of tasks is the object of the present paper.

Most existing methods approach this problem by optimizing representations in terms of reconstruction, i.e. prediction of function values y at unseen locations x (see e.g. NPs (Garnelo et al., 2018a;b; Kim et al., 2019) and Generative Query Networks (GQNs) (Eslami et al., 2018)). A problem of this objective is that it can cause the model to waste its capacity on reconstructing unimportant features, such as static backgrounds, while ignoring the visually small but important details in its learned representation (Anand et al., 2019; Kipf et al., 2019). For instance, in order to manipulate a small object in a complex scene, the model’s ability to infer the object’s shape carries more importance than inferring its color or reconstructing the static background.

To address this issue, we propose an approach which contrasts functions, rather than attempting to reconstruct them. The key idea is that two sets of examples of the same function should have similar latent representations, while the representations of different functions should be easily distinguishable. To this end, we propose a novel contrastive learning framework which learns by contrasting sets of input-output pairs (*partial observations*) of different functions. We show that this self-supervised

¹ Max Planck Institute for Intelligent Systems, Tübingen, ² Mila, University of Montreal,

³ CIFAR Azrieli Global Scholar, Correspondance to: waleed.gondal@tue.mpg.de

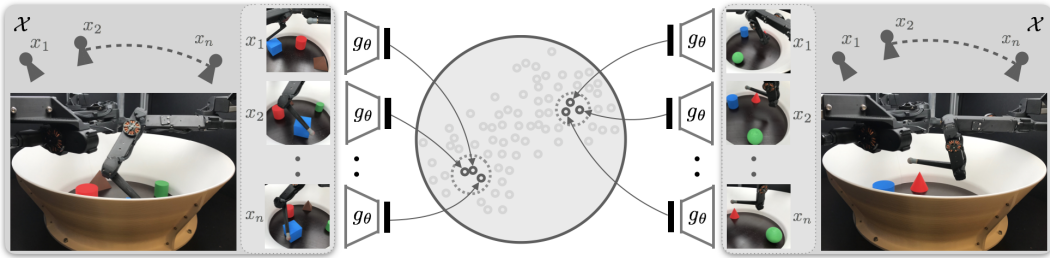


Figure 1: FCRL for self-supervised scene representation learning: The representations are learned by mapping the context points of each scene closer in the latent space while separating it from the other scenes. The context points correspond to the tuples of camera viewpoints $x_i \in \mathcal{X} := \mathbb{R}^d$ and the images taken from those viewpoints. Seen here, TriFinger (Wüthrich et al., 2020).

training signal allows the model to meta-learn task-agnostic, low-dimensional representations of functions which are not only robust to noise but can also be reliably used for a variety of few-shot downstream prediction tasks defined on those functions. To evaluate the effectiveness of the proposed method, we conduct comprehensive experiments on diverse downstream tasks including classification, regression, parameter identification, scene understanding and reinforcement learning. These tasks are defined on different datasets, ranging from simple 1D and 2D functions to challenging simulated and real-world scenes. In particular, we find that a downstream predictor trained with our (pre-trained) representations performs comparable or better than the related methods on these tasks, including the ones wherein the predictor is trained jointly with the representation.

2 BACKGROUND

We consider a data-generating function $f : \mathcal{X} \rightarrow \mathcal{Y}$ with $\mathcal{X} = \mathbb{R}^d$ and $\mathcal{Y} \subseteq \mathbb{R}^d$:

$$y = f(x) + \xi; \quad \xi \sim \mathcal{N}(0, \sigma^2) \quad (1)$$

where $\xi \sim \mathcal{N}(0, \sigma^2)$ is Gaussian noise. In few-shot learning, the goal is to learn about a function $f \sim p(f)$ from only a few observed pairs $O^f = \{(x_i, y_i)\}_{i=1}^N$, referred to as the context dataset or partial observation of the function.

Neural Processes (NPs). While there exist a variety of methods (Xu et al., 2019; Finn et al., 2017) that take different approaches towards this problem, one method that is particularly relevant to our setting is that of conditional neural processes (CNPs) and NPs (Garnelo et al., 2018a;b). The key proposal in CNPs (applied to meta-learning) is to express a distribution over predictor functions given a context dataset. To this end, they first encode the context O^f into individual representations $r_i = h_\Phi(x_i, y_i) \forall i \in [N]$, where h_Φ is a neural network. The representations are then aggregated via a mean-pooling operation into a fixed size vector $s = 1/N(r_1 + r_2 + \dots + r_N)$. The idea is that s captures all the relevant information from the context dataset O^f ; accordingly, the predictive distribution is approximated as $p(y|x, O^f) \approx p(y|x, s)$.

Generative Query Networks (GQN). GQNs (Eslami et al., 2018) can be seen as an extension of NPs for learning 3D scene representations. The context dataset O^f in GQNs consists of tuples of camera viewpoints in 3D space (*queries*) and the images taken from those viewpoints (*responses*). Like NPs, GQNs learn to infer the latent representation of the scene (function) by conditioning on the aggregated context and maximizing the likelihood of generating the target image corresponding to a target viewpoint. Unlike NPs, GQNs use an autoregressive architecture, ConvDRAW (Gregor et al., 2016), to estimate the posterior densities.

3 FUNCTION-CONTRASTIVE REPRESENTATION LEARNING (FCRL)

We take the perspective here that the sets of context points $O = \{O_n\}_{n=1}^N$ (with $O_n = (x_n, y_n)$) provide a partial observation of an underlying function f . Our goal is to find an encoder g_θ which maps such partial observations to low-dimensional representations of the underlying function. The key idea is that a good encoder g_θ should map different observations of the same function to lie close in the latent space, such that they can easily be identified among observations of different functions. This motivates the contrastive-learning objective which we will detail in the following.

Encoder Structure. Since the inputs to the encoder g_θ are sets, it needs to be permutation invariant with respect to input order and able to process inputs of varying sizes. Therefore, we use a point-wise transformation h_Φ followed by average-pooling and a nonlinear function ρ_ϕ , thus enforcing permutation invariance via sum-decomposition (Zaheer et al., 2017):

$$g_\theta(O) = \rho_\phi \left(\frac{1}{|O|} \sum_{n=1}^{|O|} h_\Phi(O_n) \right) \quad (2)$$

Note that the function ρ_ϕ can be any nonlinear function. We use an MLP with one hidden layer which also acts as the projection head for learning the representation. Similar to (Chen et al., 2020), we found that it is beneficial to define the contrastive objective on these projected representations, rather than directly on the encoded representations. More details can be found in our ablation study in Appendix G.

Encoder Training. At training time, we are provided with observations $O^{1:K}$ of K functions. Each observation is a set of N examples $O^k = \{O_n^k\}_{n=1}^N$. To ensure that different observations of the same functions are mapped to similar representations, we will now formulate a contrastive-learning objective. To apply contrastive learning, we need to create different observations of the same function k by splitting each example set O^k into J sets of size N/J . Defining $t_j := ((j-1)N/J, \dots, jN/J)$ we hence obtain a split of O^k into J disjoint subsets of equal size

$$O^k = \cup_{j=1}^J O_{t_j}^k \text{ with } O_{t_i}^k \cap O_{t_j}^k = \emptyset \text{ if } i \neq j \quad (3)$$

where each subset $O_{t_j}^k$ is a partial observation of the underlying function k . We need at least two distinct observations ($J \geq 2$) per function for contrastive learning. Hence, J is a hyper-parameter and can vary in the range of $[2, N]$ while ensuring the even division of N . Its value is empirically chosen based on the data domain. E.g. in 1D and 2D regression, the number of examples per observation is relatively large, since a single context point does not provide much information about the underlying function, whereas in scenes, a few (or even one) images provide enough information. We can now formulate the contrastive learning objective as follows:

$$L(\theta, O^{1:K}) = \sum_{k=1}^K \sum_{1 \leq i < j \leq J} \left[\log \frac{\exp \left(\text{sim} \left(g_\theta(O_{t_j}^k), g_\theta(O_{t_i}^k) \right) / \tau \right)}{\sum_{m=1}^K \exp \left(\text{sim} \left(g_\theta(O_{t_j}^k), g_\theta(O_{t_i}^m) \right) / \tau \right)} \right] \quad (4)$$

where $\text{sim}(a, b) := \frac{a^\top b}{\|a\| \|b\|}$ is the cosine similarity measure. Intuitively, we optimize a discriminatory function which predicts for each observation $O_{t_j}^k$ which of the K observations stems from the same function k , by assigning high scores to the pairs jointly drawn and low scores to other pairs. In other words, the objective function in Equation (4) enables learning the differences between the distributions of K underlying functions by discriminating between pairs of observations coming from the same function k , called *positives*, and observations stemming from different functions, called *negatives*. τ is a temperature parameter which scales the scores returned by the inner product. Similar to SimCLR (Chen et al., 2020), we find that temperature adjustment is important for learning good representations. We treat it as a hyperparameter and perform an ablation study in Appendix G.

3.1 APPLICATION TO DOWNSTREAM TASKS

Once representation learning using FCRL has been completed, h_Φ is fixed and can be used for any few-shot downstream prediction problem that can be defined on the underlying function. To solve a particular prediction problem, one can now optimize a parametric decoder p_ψ . Specifically, we can now train a decoder which maps the representations learned in the previous step to the variable we are trying to predict in this given task. Depending on the nature of the prediction task, the decoder and conditional likelihoods can be defined in many different ways. For the common meta-learning tasks of few-shot classification and regression, with D^T as the data for a specific downstream task T , we match the model’s posterior predictive distribution to any domain-specific prediction task by minimizing the negative conditional log-likelihood with respect to unlabelled target data:

$$\min_{\psi} \mathbb{E}_T \left[\mathbb{E}_{X, Y, D^T} \left[\log p_\psi(Y|X, h_\Phi(D^T)) \mid T \right] \right]. \quad (5)$$

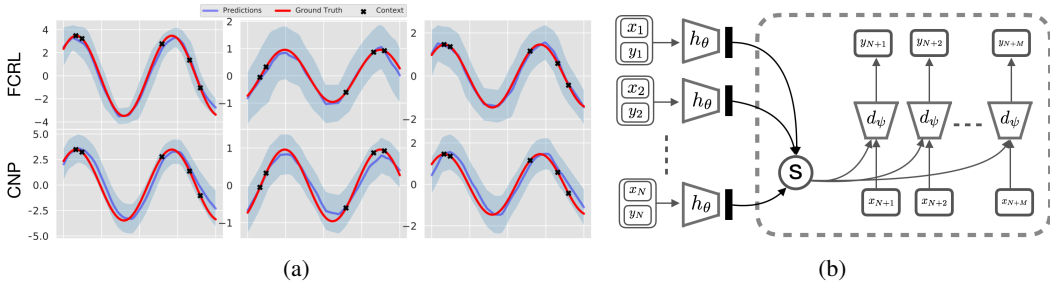


Figure 2: (a) Qualitative comparison of different methods on 5-shot regression task on three different sinusoid waves. The decoder trained on FCRL’s representation is able to predict the correct form of the waves. (b) shows how we adapt the representation for the downstream few-shot regression task.

4 EXPERIMENTS

To illustrate the benefits of learning function representations without an explicit decoder, we consider four different experimental settings. In all the experiments, we first learn the encoder and then fix it and optimize a decoder for the specific problem in a separate stage.

Baselines. We compare the downstream predictive performance of FCRL based representations with the representations learned by the closest task-oriented meta-learning baselines. For fair comparison, all the baselines and FCRL have the same encoding architecture. For instance, for 1D and 2D regression functions, we considered CNPs and NPs as the baselines which have the same contextual embedding framework but optimize directly for the predictive distribution $p(y|x)$. Similarly, for scene datasets we took GQN as the baseline which explicitly learns to reconstruct scenes using a limited number of context sets.

4.1 1-D FUNCTIONS

In the first experiment, we consider a distribution over sinusoidal functions, proposed by (Finn et al., 2017). The amplitude and the

phase of the functions are sampled uniformly from $[0.1, 0.5]$ and $[0, \pi]$ respectively. To generate a context set of a particular function f , the x -coordinates are uniformly sampled from $[-5.0, 5.0]$ and then f is applied to obtain the y -coordinates. The dataset contains 20,000 training, 1000 validation and 1000 test functions. We use the same training functions to train both the encoders in the representations learning phase and the downstream decoders in the transfer phase.

Representation Learning Stage. For training the encoder g_θ , we have a dataset $O = (O^k)_{k=1}^K$ at our disposition, where each k corresponds to a function f_k which has been sampled as described above, and K corresponds to the number of training functions in the dataset. Each of these individual datasets $O^k = (x_n^k, y_n^k)_{n=1}^{N_k}$ consists of N_k input-output pairs from that particular function f_k , such that $y_n^k = f_k(x_n^k)$. The number of examples N_k is chosen randomly in $[2, 20]$ for each k . The encoder g_θ is then trained as described in Section 3 by splitting each function dataset O^k into two observations. Afterwards, we use the trained h_θ for downstream tasks. **Few-shot Regression (FSR).** FSR for 1-D

Models	Few-shot Regression		Few-shot Parameter Identification	
	5-shot	20-shot	5-shot	20-shot
NP	0.310 ± 0.05	0.218 ± 0.02	0.0087 ± 0.0007	0.0037 ± 0.0005
CNP	0.265 ± 0.03	0.149 ± 0.02	0.0096 ± 0.0007	0.0049 ± 0.0011
FCRL	0.172 ± 0.04	0.100 ± 0.02	0.0078 ± 0.0004	0.0032 ± 0.0002

Table 1: Mean squared error for all the target points in 5 and 20 shot regression and parameter identification tasks on test sinusoid functions. The reported values are the mean and standard deviation of three independent runs.

functions is a well-studied problem in meta-learning frameworks (Garnelo et al., 2018a; Finn et al., 2017; Kim et al., 2019; Xu et al., 2019). The goal is to predict the function values $f(x)$ at unseen inputs x given some context O^f . After training the encoder via FCRL, we train a decoder on top of the representations to maximize the conditional log-likelihood of the target points. The decoder is a multi-layer perceptron with two hidden layers and is trained on the same training data. The number of target points M_k are also chosen randomly in $[0, 20 - N_k]$. The decoder learns to output Gaussian mean and variance of the prediction. The qualitative results on test sets in Figure 2 show that our model is able to quickly adapt with only 5 context points. We compare our method with CNP and NP and show that the predictions of our method are closer to the groundtruth, even though the encoder and decoder in both CNP and NP are explicitly trained to directly maximize the log likelihood to fit the wave.

Few-shot Parameter Identification (FSPI). The goal here is to identify the amplitude and phase of the sine wave. We train a linear decoder on top of the representations by maximizing the likelihood of the sine wave parameters. Similar to FSR, we use the same data for training the decoder. In Table 1, we report the mean squared error for three independent runs, averaged across all the test tasks for 5-shots and 20-shots FSR and FSPI. In both prediction tasks, the decoders trained on FCRL representations outperform CNP and NP. More details on the experiment are given in Appendix D.

4.2 MODELING IMAGES AS 2-D FUNCTIONS

In the second experiment, we consider a harder regression problem where images are modelled as 2-D functions. This formulation of image modeling has been considered in the context of image completion by (Garnelo et al., 2018a;b; Gordon et al., 2020; Kim et al., 2019). More specifically, the 2-D pixel coordinates of an image are considered as the inputs x_i while the corresponding pixel intensities are the outputs y_i . We consider images of MNIST hand-written digits (LeCun et al., 1998) where x_i are the normalized pixel coordinates $[0, 1]^2$ and y_i the grayscale pixel intensities $[0, 1]$. The training data consists of 60,000 MNIST training samples whereas the validation is done with the 10,000 test samples. We use the same training data to train both the encoders in the representations learning phase and the downstream decoders in the transfer phase. In the following, we first describe how we learn the representations, and then we formulate two downstream prediction tasks: *few-shot image completion* and *few-shot content classification*.

Representation Learning Stage. We use the same training procedure as was used for 1-D functions. Here, each function f_k corresponds to an image where we randomly sample some of its pixels as context. The number of examples N_k is chosen randomly in $[2, 200]$. Conditioning on the context, FCRL then tries to model the pixel distribution of each image by contrasting it against the distribution of other images. After g_θ is trained, we discard ρ_ϕ and use h_Φ to learn the downstream tasks.

Few-shot Image Completion (FSIC). For image completion, we train a decoder to maximize the conditional likelihood on the target pixel values. The decoder is an MLP with two hidden layers as used in CNP and NP. We use the same dataset to train it as was used to train the encoder. Qualitative results of FSIC on test images are shown in Figure 3(a). It can be seen that the decoder trained on FCRL representations is able to predict the pixel intensities even when the number of context points is as low as 50, i.e., approximately 6% of the image. We compare its performance against CNP which uses the same architecture. It is important to note that the feature extraction via FCRL is not explicitly carried out to optimize for this pixel-based reconstruction, and the decoder has to rely on the signal in the pre-trained representation for this complex image completion task. In other words, no gradient flows from the decoder to the encoder, and the former is trained independently of the latter. On the contrary, CNP jointly optimizes both encoder and decoder parameters for predicting the pixels values. Despite the fact, it appears that the FCRL-based reconstruction is slightly more accurate when using only 50 context points.

Few-shot Content Classification (FSCC). To test how much semantic knowledge each model captures in its representations, we devised a few-shot content classification task. The goal is to predict the class of each MNIST digit, given its few randomly sampled pixel values as context. The lack of spatial structure in the context points makes it a challenging problem. We consider the representations of all the models trained in the previous section and train a linear decoder on top to maximize the likelihood of the corresponding class labels. We use the same data as was used for training the representations. Figure 3(b) shows the performance of three independently trained models of each method on MNIST validation set. FCRL is able to recognize the semantic labels of the images

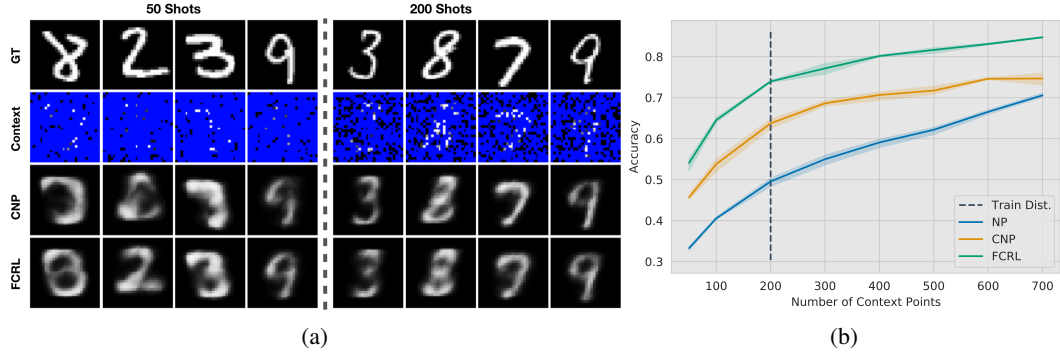


Figure 3: (a) Qualitative comparison of CNP and FCRL based few-shot image completion. The context is shown in the second row where target pixels are colored blue. FCRL appears to be slightly better at predicting the correct form of a digit in low-shot scenario of 50 context points only. (b) Quantitative evaluation of the models in terms of digit classification from the fixed number of context points (varying along the x-axis). FCRL achieves substantially higher accuracy.

substantially more accurately than the competing methods for different number of fixed context points. This possibly also explains why it is able to guess the correct form of digits in FSIC, albeit a little blurry.

4.3 REPRESENTING SCENES AS FUNCTIONS

Like (Eslami et al., 2018), we represent scenes as deterministic functions which map camera viewpoints to images. A specific scene (i.e. function) is given by the underlying factors of variation (e.g. the position of an object in the scene). To learn scene representations, we use two different datasets: the real-world robotics dataset, MPI3D (Gondal et al., 2019), and a robotics simulation dataset (*RLScenes*) which we created for the present work, see Figure 4. Both datasets contain multiple views for each scene. In the MPI3D dataset, there are three views per scene, each corresponding to one of three cameras mounted at different heights and angles. *RLScenes* comprises 36 views per scene, corresponding to 36 circularly distributed 3D viewpoints. More details on the datasets are provided in Appendix B.

The purpose of using two different datasets for scenes is to test the generalization capability of the learned representations to two different types of downstream tasks. The downstream tasks on MPI3D correspond to scene understanding, for which linear probes are trained on the representations and act as a proxy for measuring how good the representation is for predicting the factors of variations in the scene. *RLScenes* is used to test generalization to a reinforcement learning downstream task.

Scene Representation Learning Stage. We use the same setting for learning the representations on both datasets. Since each function f_k corresponds to a scene here, we randomly draw some tuples (viewpoints, views) as context sets. The number of tuples drawn, N_k , is chosen randomly in $[2, 20]$ for *RLScenes* and $[2, 3]$ for MPI3D.

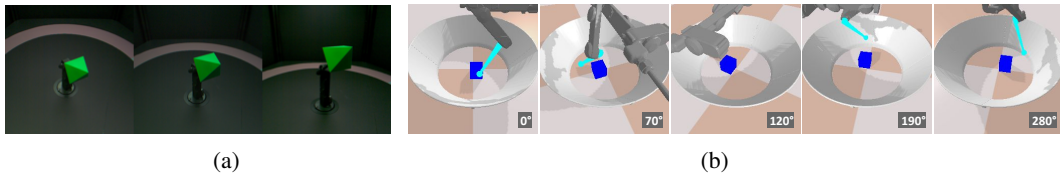


Figure 4: Datasets for Scenes Representation Learning (a) MPI3D (Gondal et al., 2019) has three camera viewpoints, with images of a robotics arm manipulating an object. (b) *RLScenes* has 36 possible camera viewpoints for capturing an arena consisting of a robot finger and an object.

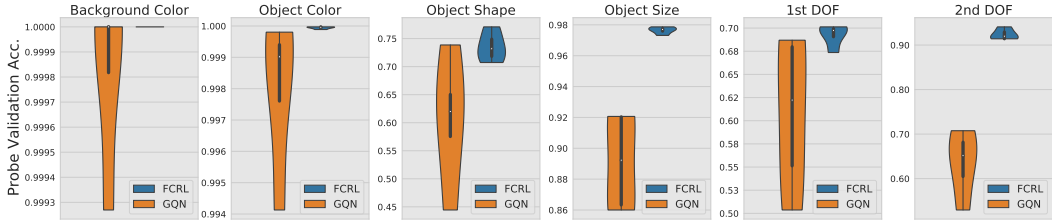


Figure 5: Quantitative Comparison of FCRL and GQN on MPI3D downstream classification tasks.

FCRL conditions on the context sets to learn the representation of the scene by contrasting it against the representations of the other scenes. More details on experimental setup can be found in Appendix C.

Scene Understanding on MPI3D Dataset. Having learned the representations on MPI3D, the base encoder h_Φ is used to train a separate linear classifiers for identifying the value of each factor in the learned scene representation. We use only one image to get this representation. The linear classifiers are trained, using the same data as was used for training h_Φ , to maximize the likelihood of the labels corresponding to the ground-truth factors. Figure 5 shows the linear probe’s validation performance for five independently trained models on both GQN-learned representations and FCRL-learned representations. It can be seen that the representations learned by FCRL consistently outperform GQN in terms of identifying all the factors of variations in the scenes.

Reinforcement Learning on RLScenes Dataset. For RLScenes, instead of training linear classifiers for downstream tasks, we train an RL agent to learn a control policy for a robot finger, see Figure 4. The goal for the agent is to locate the object in the arena, reach it, and stay close to it for the remainder of the episode. We use the Soft-Actor-Critic (SAC) algorithm (Haarnoja et al., 2018) using the implementation from (Raffin et al., 2019) to learn a single MLP policy for all the joints of the robot and predict their positions by having access only to the representation of the scene. These representations are inferred from a single view. The positions of the robot-finger and the object are reset at the beginning of every episode. It should be noted that unlike previous experiments, the downstream policy is not trained with the same dataset as was used to train the encoder. We again use the representations trained with GQN as our baselines and evaluate the performance on five independent runs. The results are shown in Figure 6(a). It can be seen that the RL agent, learned with FCRL representation clearly outperforms GQN-based RL agent in terms of learning a data-efficient policy, obtaining convergence level control performance with approximately two times fewer interactions with the environment.

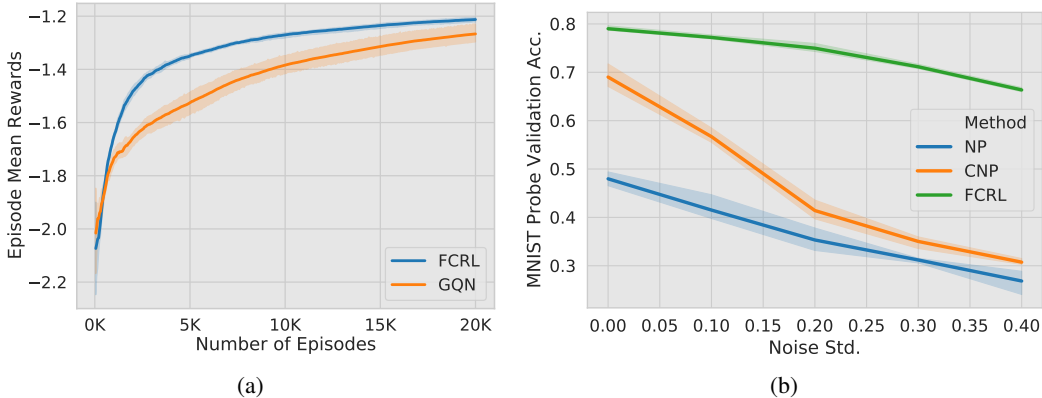


Figure 6: (a) Comparison between GQN and FCRL on learning a data-efficient control policy for an object reaching downstream task. FCRL-based representations appear to allow for faster convergence. (b) Quantitative comparison for noise robustness on the MNIST content classification downstream task. The representations learned with FCRL seem to be more robust to noise than GQN’s.

4.4 ROBUSTNESS TO NOISE CORRUPTIONS

So far we have considered the functions to be noiseless. However, in real-world settings, the functions are often corrupted with noise in the outputs. In this section, we investigate how robust different representations learning algorithms are to Gaussian noise with varying levels of noise corruption. We train all the models on the noisy data and evaluate the quality of the learned representation on downstream tasks, as defined above. We find that the representations learned by FCRL are far more robust to such noise corruptions than the competing methods Figure 6(b). In fact, the performance of CNPs, NPs and GQNs drop so much that downstream tasks achieve random accuracy. This might be because the representations are learned by optimizing to reconstruct the noisy outputs where the learning signal is very weak. On the other hand, FCRL learns by contrasting the set of examples, extracting the invariant features, and getting rid of any non-correlated noise in the input. See Appendix A, for noise robustness study on MPI3D dataset.

5 RELATED WORK

Self-Supervised Learning. Self-supervised learning methods aim to learn the meaningful representations of the data by performing some pretext learning tasks (Zhang et al., 2017; Doersch et al., 2015). These methods have recently received huge attention (Tian et al., 2019; Hjelm et al., 2018; Bachman et al., 2019; Chen et al., 2020; He et al., 2019) mainly owing their success to noise contrastive learning objectives (Gutmann & Hyvärinen, 2010). At the same time, different explanations have recently come out to explain the success of such methods for e.g. from both empirical perspective (Tian et al., 2020; Tschannen et al., 2019) and theoretical perspective (Wang & Isola, 2020; Arora et al., 2019). The goal of these methods has mostly been to extract useful, low-dimensional representation of the data while using downstream performance as a proxy to evaluate the quality of the representation. In this work, we take inspiration from these methods and propose a self-supervised learning method which meta-learn the representation of the functions. Instead of using randomly augmented views of the data points, our self-supervised loss uses partially observed views, sampled from the underlying functions.

Meta-Learning. Supervised meta-learning can be broadly classified into two main categories. The first category considers the learning algorithm to be an optimizer and meta-learning is about optimizing that optimizer, for e.g., gradient-based methods (Ravi & Larochelle, 2016; Finn et al., 2017; Li et al., 2017; Lee et al., 2019) and metric-learning based methods (Vinyals et al., 2016; Snell et al., 2017; Sung et al., 2018; Allen et al., 2019; Qiao et al., 2019). The second category is the family of Neural Processes (NP) (Garnelo et al., 2018a;b; Kim et al., 2019) which draw inspirations from Gaussian Processes (GPs). These methods use data-specific priors in order to adapt to a new task at test time while using only a simple encoder-decoder architecture. However, they approximate the distribution over tasks in terms of their predictive distributions which does not incentivize NP to fully utilize the information in the data-specific priors. Our method draws inspiration from this simple, yet elegant framework. However, our proposed method extracts the maximum information from the context which is shown to be useful for solving not just one task, but multiple downstream tasks. Recently, the generalization issue in meta-learning has been studied in the context of transferring to new episodic-tasks from different datasets. The issue is referred to as the supervision collapse i.e., the learned representations lose any information that is not necessary for the training task (Doersch et al., 2020). They further propose to use self-supervised, pre-training tasks and a transformers based objective to address this issue. However, this method study generalization to meta-learning tasks defined on new datasets. In contrast to these methods, we study generalization in terms of downstream tasks, defined on functions’ representations.

Neural Scene Representation Learning. Neural scene representations learning has recently received a lot of attention, owing its success to the advancements in deep generative models, for instance GQNs (Eslami et al., 2018; Kumar et al., 2018). These methods seek to learn the structure of scenes without explicit guidance. More recently, (Sitzmann et al., 2019) shows that GQNs fail at capturing the elaborate 3D structure of the scenes. They further introduce explicit 3D inductive bias in their proposed model to learn that structure. In this work, we show that the GQNs based scene representations often lack the details regarding the visually small but important features in the scenes, which can be problematic for certain downstream tasks, leveraging those representations. Our proposed self-supervised scene representations learning algorithm captures such details better such that it can be reliably used for the downstream tasks defined on those representations.

6 CONCLUSION

In this work, we proposed a novel self-supervised representation learning algorithm for few-shot learning problems. We deviate from the commonly-used, task-specific training routines in meta-learning frameworks and propose to learn the representations of the relevant functions independently of the prediction task. Experiments on widely different datasets and the related set of downstream few-shot prediction tasks show the effectiveness of our method. The flexibility to reuse the same representation for different task distributions defined over functions brings us one step closer towards a generic meta-learning framework. In the future, we plan to adapt this framework to tackle multiple challenging few-shot problems such as object detection, segmentation, visual question answering etc. all of them using the same generic representations of the data-generating processes.

ACKNOWLEDGMENTS

The authors would like to thank Luigi Gresele, Krikamol Muandet, and Simon Buchholz for the helpful discussions and feedback. We thank CIFAR for their support.

REFERENCES

- Kelsey R Allen, Evan Shelhamer, Hanul Shin, and Joshua B Tenenbaum. Infinite mixture prototypes for few-shot learning. *arXiv preprint arXiv:1902.04552*, 2019.
- Ankesh Anand, Evan Racah, Sherjil Ozair, Yoshua Bengio, Marc-Alexandre Côté, and R Devon Hjelm. Unsupervised state representation learning in atari. In *Advances in Neural Information Processing Systems*, pp. 8766–8779, 2019.
- Sanjeev Arora, Hrishikesh Khandeparkar, Mikhail Khodak, Orestis Plevrakis, and Nikunj Saunshi. A theoretical analysis of contrastive unsupervised representation learning. *arXiv preprint arXiv:1902.09229*, 2019.
- Philip Bachman, R Devon Hjelm, and William Buchwalter. Learning representations by maximizing mutual information across views. In *Advances in Neural Information Processing Systems*, pp. 15509–15519, 2019.
- Yoshua Bengio, Tristan Deleu, Nasim Rahaman, Rosemary Ke, Sébastien Lachapelle, Olexa Bilaniuk, Anirudh Goyal, and Christopher Pal. A meta-transfer objective for learning to disentangle causal mechanisms, 2019.
- Lukas Biewald. Experiment tracking with weights and biases, 2020. URL <https://www.wandb.com/>. Software available from wandb.com.
- Greg Brockman, Vicki Cheung, Ludwig Pettersson, Jonas Schneider, John Schulman, Jie Tang, and Wojciech Zaremba. Openai gym. *arXiv preprint arXiv:1606.01540*, 2016.
- Ting Chen, Simon Kornblith, Mohammad Norouzi, and Geoffrey Hinton. A simple framework for contrastive learning of visual representations. *arXiv preprint arXiv:2002.05709*, 2020.
- Erwin Coumans and Yunfei Bai. Pybullet, a python module for physics simulation for games, robotics and machine learning. <http://pybullet.org>, 2016–2019.
- Carl Doersch, Abhinav Gupta, and Alexei A Efros. Unsupervised visual representation learning by context prediction. In *Proceedings of the IEEE international conference on computer vision*, pp. 1422–1430, 2015.
- Carl Doersch, Ankush Gupta, and Andrew Zisserman. Crosstransformers: spatially-aware few-shot transfer. *arXiv preprint arXiv:2007.11498*, 2020.
- SM Ali Eslami, Danilo Jimenez Rezende, Frederic Besse, Fabio Viola, Ari S Morcos, Marta Garnelo, Avraham Ruderman, Andrei A Rusu, Ivo Danihelka, Karol Gregor, et al. Neural scene representation and rendering. *Science*, 360(6394):1204–1210, 2018.

- Chelsea Finn, Pieter Abbeel, and Sergey Levine. Model-agnostic meta-learning for fast adaptation of deep networks. In *Proceedings of the 34th International Conference on Machine Learning-Volume 70*, pp. 1126–1135. JMLR. org, 2017.
- Marta Garnelo, Dan Rosenbaum, Chris J Maddison, Tiago Ramalho, David Saxton, Murray Shanahan, Yee Whye Teh, Danilo J Rezende, and SM Eslami. Conditional neural processes. *arXiv preprint arXiv:1807.01613*, 2018a.
- Marta Garnelo, Jonathan Schwarz, Dan Rosenbaum, Fabio Viola, Danilo J Rezende, SM Eslami, and Yee Whye Teh. Neural processes. *arXiv preprint arXiv:1807.01622*, 2018b.
- Muhammad Waleed Gondal, Manuel Wuthrich, Djordje Miladinovic, Francesco Locatello, Martin Breidt, Valentin Volchkov, Joel Akpo, Olivier Bachem, Bernhard Schölkopf, and Stefan Bauer. On the transfer of inductive bias from simulation to the real world: a new disentanglement dataset. In *Advances in Neural Information Processing Systems*, pp. 15740–15751, 2019.
- Jonathan Gordon, Wessel Bruinsma, Andrew YK Foong, James Requeima, Yann Dubois, and Richard E Turner. Convolutional conditional neural processes. 2020.
- Karol Gregor, Frederic Besse, Danilo Jimenez Rezende, Ivo Danihelka, and Daan Wierstra. Towards conceptual compression. In *Advances In Neural Information Processing Systems*, pp. 3549–3557, 2016.
- Michael Gutmann and Aapo Hyvärinen. Noise-contrastive estimation: A new estimation principle for unnormalized statistical models. In *Proceedings of the Thirteenth International Conference on Artificial Intelligence and Statistics*, pp. 297–304, 2010.
- Tuomas Haarnoja, Aurick Zhou, Pieter Abbeel, and Sergey Levine. Soft actor-critic: Off-policy maximum entropy deep reinforcement learning with a stochastic actor. *arXiv preprint arXiv:1801.01290*, 2018.
- Charles R Harris, K Jarrod Millman, Stéfan J van der Walt, Ralf Gommers, Pauli Virtanen, David Cournapeau, Eric Wieser, Julian Taylor, Sebastian Berg, Nathaniel J Smith, et al. Array programming with numpy. *Nature*, 585(7825):357–362, 2020.
- Kaiming He, Haoqi Fan, Yuxin Wu, Saining Xie, and Ross Girshick. Momentum contrast for unsupervised visual representation learning. *arXiv preprint arXiv:1911.05722*, 2019.
- R Devon Hjelm, Alex Fedorov, Samuel Lavoie-Marchildon, Karan Grewal, Phil Bachman, Adam Trischler, and Yoshua Bengio. Learning deep representations by mutual information estimation and maximization. *arXiv preprint arXiv:1808.06670*, 2018.
- John D Hunter. Matplotlib: A 2d graphics environment. *Computing in science & engineering*, 9(3): 90–95, 2007.
- Shruti Joshi, Felix Widmaier, Vaibhav Agrawal, and Manuel Wüthrich. https://github.com/open-dynamic-robot-initiative/trifinger_simulation, 2020.
- Hyunjik Kim, Andriy Mnih, Jonathan Schwarz, Marta Garnelo, Ali Eslami, Dan Rosenbaum, Oriol Vinyals, and Yee Whye Teh. Attentive neural processes. *arXiv preprint arXiv:1901.05761*, 2019.
- Thomas Kipf, Elise van der Pol, and Max Welling. Contrastive learning of structured world models. *arXiv preprint arXiv:1911.12247*, 2019.
- Thomas Kluyver, Benjamin Ragan-Kelley, Fernando Pérez, Brian E Granger, Matthias Bussonnier, Jonathan Frederic, Kyle Kelley, Jessica B Hamrick, Jason Grout, Sylvain Corlay, et al. Jupyter notebooks-a publishing format for reproducible computational workflows. In *ELPUB*, pp. 87–90, 2016.
- Ananya Kumar, SM Eslami, Danilo J Rezende, Marta Garnelo, Fabio Viola, Edward Lockhart, and Murray Shanahan. Consistent generative query networks. *arXiv preprint arXiv:1807.02033*, 2018.
- Yann LeCun, Léon Bottou, Yoshua Bengio, and Patrick Haffner. Gradient-based learning applied to document recognition. *Proceedings of the IEEE*, 86(11):2278–2324, 1998.

- Kwonjoon Lee, Subhansu Maji, Avinash Ravichandran, and Stefano Soatto. Meta-learning with differentiable convex optimization. In *Proceedings of the IEEE Conference on Computer Vision and Pattern Recognition*, pp. 10657–10665, 2019.
- Zhenguo Li, Fengwei Zhou, Fei Chen, and Hang Li. Meta-sgd: Learning to learn quickly for few-shot learning. *arXiv preprint arXiv:1707.09835*, 2017.
- Aaron van den Oord, Yazhe Li, and Oriol Vinyals. Representation learning with contrastive predictive coding. *arXiv preprint arXiv:1807.03748*, 2018.
- Adam Paszke, Sam Gross, Francisco Massa, Adam Lerer, James Bradbury, Gregory Chanan, Trevor Killeen, Zeming Lin, Natalia Gimelshein, Luca Antiga, Alban Desmaison, Andreas Kopf, Edward Yang, Zachary DeVito, Martin Raison, Alykhan Tejani, Sasank Chilamkurthy, Benoit Steiner, Lu Fang, Junjie Bai, and Soumith Chintala. Pytorch: An imperative style, high-performance deep learning library. In H. Wallach, H. Larochelle, A. Beygelzimer, F. d'Alché-Buc, E. Fox, and R. Garnett (eds.), *Advances in Neural Information Processing Systems 32*, pp. 8024–8035. Curran Associates, Inc., 2019. URL <http://papers.neurips.cc/paper/9015-pytorch-an-imperative-style-high-performance-deep-learning-library.pdf>.
- Fabian Pedregosa, Gaël Varoquaux, Alexandre Gramfort, Vincent Michel, Bertrand Thirion, Olivier Grisel, Mathieu Blondel, Peter Prettenhofer, Ron Weiss, Vincent Dubourg, et al. Scikit-learn: Machine learning in python. *the Journal of machine Learning research*, 12:2825–2830, 2011.
- Limeng Qiao, Yemin Shi, Jia Li, Yaowei Wang, Tiejun Huang, and Yonghong Tian. Transductive episodic-wise adaptive metric for few-shot learning. In *Proceedings of the IEEE International Conference on Computer Vision*, pp. 3603–3612, 2019.
- Antonin Raffin, Ashley Hill, Maximilian Ernestus, Adam Gleave, Anssi Kanervisto, and Noah Dormann. Stable baselines3. <https://github.com/DLR-RM/stable-baselines3>, 2019.
- Sachin Ravi and Hugo Larochelle. Optimization as a model for few-shot learning. 2016.
- Vincent Sitzmann, Michael Zollhöfer, and Gordon Wetzstein. Scene representation networks: Continuous 3d-structure-aware neural scene representations. In *Advances in Neural Information Processing Systems*, pp. 1121–1132, 2019.
- Jake Snell, Kevin Swersky, and Richard Zemel. Prototypical networks for few-shot learning. In *Advances in neural information processing systems*, pp. 4077–4087, 2017.
- Flood Sung, Yongxin Yang, Li Zhang, Tao Xiang, Philip HS Torr, and Timothy M Hospedales. Learning to compare: Relation network for few-shot learning. In *Proceedings of the IEEE Conference on Computer Vision and Pattern Recognition*, pp. 1199–1208, 2018.
- Yonglong Tian, Dilip Krishnan, and Phillip Isola. Contrastive multiview coding. *arXiv preprint arXiv:1906.05849*, 2019.
- Yonglong Tian, Chen Sun, Ben Poole, Dilip Krishnan, Cordelia Schmid, and Phillip Isola. What makes for good views for contrastive learning. *arXiv preprint arXiv:2005.10243*, 2020.
- Michael Tschannen, Josip Djolonga, Paul K Rubenstein, Sylvain Gelly, and Mario Lucic. On mutual information maximization for representation learning. *arXiv preprint arXiv:1907.13625*, 2019.
- Guido Van Rossum and Fred L. Drake. *Python 3 Reference Manual*. CreateSpace, Scotts Valley, CA, 2009. ISBN 1441412697.
- Oriol Vinyals, Charles Blundell, Timothy Lillicrap, Daan Wierstra, et al. Matching networks for one shot learning. In *Advances in neural information processing systems*, pp. 3630–3638, 2016.
- Tongzhou Wang and Phillip Isola. Understanding contrastive representation learning through alignment and uniformity on the hypersphere. *arXiv preprint arXiv:2005.10242*, 2020.

Michael Waskom, Olga Botvinnik, Drew O’Kane, Paul Hobson, Saulius Lukauskas, David C Gemperline, Tom Augspurger, Yaroslav Halchenko, John B. Cole, Jordi Warmenhoven, Julian de Ruiter, Cameron Pye, Stephan Hoyer, Jake Vanderplas, Santi Villalba, Gero Kunter, Eric Quintero, Pete Bachant, Marcel Martin, Kyle Meyer, Alistair Miles, Yoav Ram, Tal Yarkoni, Mike Lee Williams, Constantine Evans, Clark Fitzgerald, Brian, Chris Fongesbeck, Antony Lee, and Adel Qalieh. mwaskom/seaborn: v0.8.1 (september 2017), September 2017. URL <https://doi.org/10.5281/zenodo.883859>.

Manuel Wüthrich, Felix Widmaier, Felix Grimmering, Joel Akpo, Shruti Joshi, Vaibhav Agrawal, Bilal Hammoud, Majid Khadiv, Miroslav Bogdanovic, Vincent Berenz, et al. Trifinger: An open-source robot for learning dexterity. *arXiv preprint arXiv:2008.03596*, 2020.

Jin Xu, Jean-Francois Ton, Hyunjik Kim, Adam R Kosiorek, and Yee Whye Teh. Metafun: Meta-learning with iterative functional updates. *arXiv preprint arXiv:1912.02738*, 2019.

Manzil Zaheer, Satwik Kottur, Siamak Ravanbakhsh, Barnabas Poczos, Russ R Salakhutdinov, and Alexander J Smola. Deep sets. In *Advances in neural information processing systems*, pp. 3391–3401, 2017.

Richard Zhang, Phillip Isola, and Alexei A Efros. Split-brain autoencoders: Unsupervised learning by cross-channel prediction. In *Proceedings of the IEEE Conference on Computer Vision and Pattern Recognition*, pp. 1058–1067, 2017.

A ROBUSTNESS TO NOISE

Functions with additive noise have been well-studied, however, the contemporary literature in meta-learning mostly considers them to be noise free. In this work, we investigate whether the learned representations of the functions are prone to the additive Gaussian noise. We consider the form of the function as given in Equation (1) and vary the standard deviation of the added noise. It can be seen that with the increased level of noise, the features in the image start to diminish as shown in the Figure 7. GQN approach the learning problem by reconstructing these noisy images where the signal is already very weak. On the other hand, FCRL learns to contrast the scene representations with other scenes without requiring any reconstruction in the pixel space. This helps it in extracting invariant features in the views of a scene, thus getting rid of any non-correlated noise in the input.

In addition to the analysis on MNIST 2D regression task in Figure 6, we test the performance of these representations learning algorithm on MPI3D factors identification task in Figure 8. The reported values are the mean and standard deviation of three independent runs. It can be seen that FCRL representations can recover the information about the data factors, even in the extreme case where the noise level is very high (standard deviation of 0.2). Whereas, GQNs perform very poorly such that the downstream probes achieve the random accuracy.

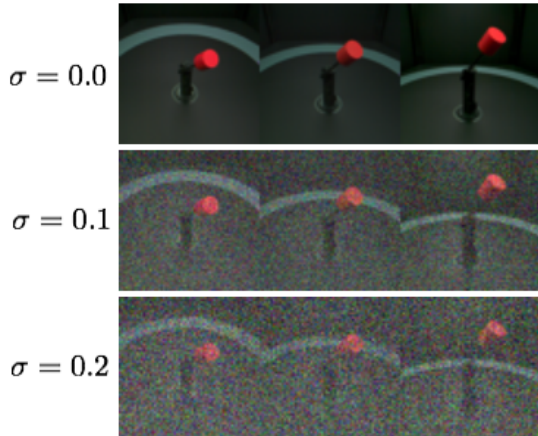


Figure 7: MPI3D dataset with the varying level of additive noise.

B SCENES' DATASETS

MPI3D Dataset. The MPI3D dataset (Gondal et al., 2019) is introduced to study transfer in unsupervised representations learning algorithms. The dataset comes in three different formats, varying in the levels of realism i.e. real-world, simulated-realistic and simulated-toy. Each dataset contains 1,036,800 images of a robotic manipulator each, encompassing seven different factors of variations i.e., object colors (6 values), object shapes (6 values), object sizes (2 values), camera heights (3 values), background colors (3 values), rotation along first degree of freedom ((40 values)) and second degree of freedom ((40 values)). Thus, each image represents a unique combination of all the factors.

In this work, we consider the real-world version of the dataset. The multi-view setting is formulated by considering the images of a scene captured by three different cameras, placed at different heights. This effectively gives us 345,600 scenes with three views each. We split the dataset into training and validation chunks, where the training dataset contains 310,000 scenes and the validation dataset contains the rest 35,600 scenes, approximately 10% of the dataset.

RLScenes. The RLScenes dataset is generated in simulation using (Joshi et al., 2020) for a single 3-DOF robotic manipulator in a 3D environment. The dataset consists of 40,288 scenes, each scene parametrized by: object colors (one of 4), robot tip colours (one of 3), robot positions (uniformly sampled from the range of feasible joint values), and object positions (uniformly sampled within an

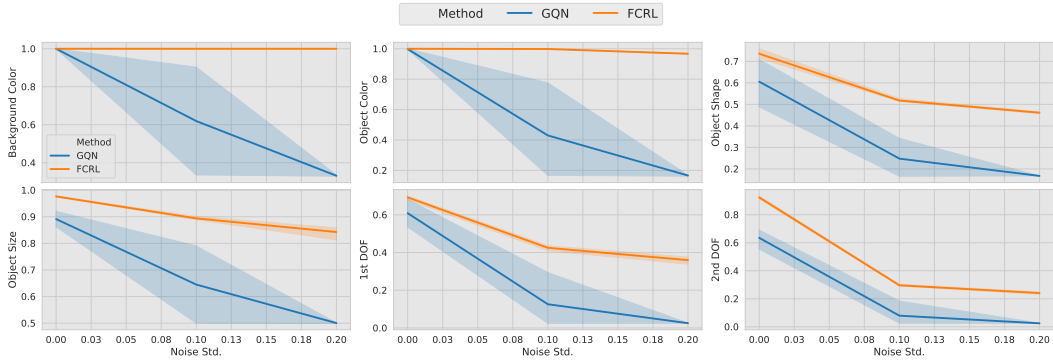


Figure 8: Quantitative comparison for noise robustness on MPI3D downstream tasks.

arena bounded by a high boundary as seen in fig. 9). Each scene consists of 36 views, corresponding to the uniformly distributed camera viewpoints along a ring of fixed radius and fixed height, defined above the environment. As can be seen in fig. 9, the robot finger might not be visible completely in all the views, or the object might be occluded in some view. The 36 views help by capturing a 360 deg holistic perspective of the environment. First a configuration of the above scene parameters is selected and displayed in the scene, then the camera is revolved along the ring to capture its multiple views. For learning the scene representations via both FCRL and GQN, we split the dataset into 35000 training and 5288 validation points.

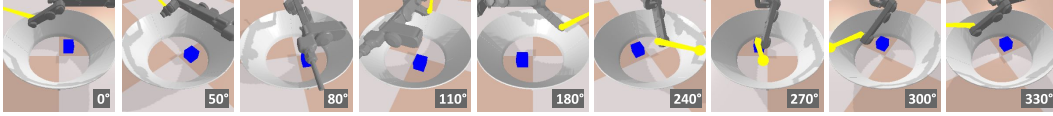


Figure 9: RLScenes dataset

C DETAILS OF EXPERIMENTS ON SCENE REPRESENTATION LEARNING

For learning the scene representations for both MPI3D dataset and RL Scenes, we used similar base encoder architecture. More specifically, we adapted the “pool” architecture provided in GQN (Eslami et al., 2018), as it has been regarded to exhibit better view-invariance, factorization and compositional characteristics as per the original paper. We further augmented this architecture with batch-normalization. The architecture we use is as in Figure 10:

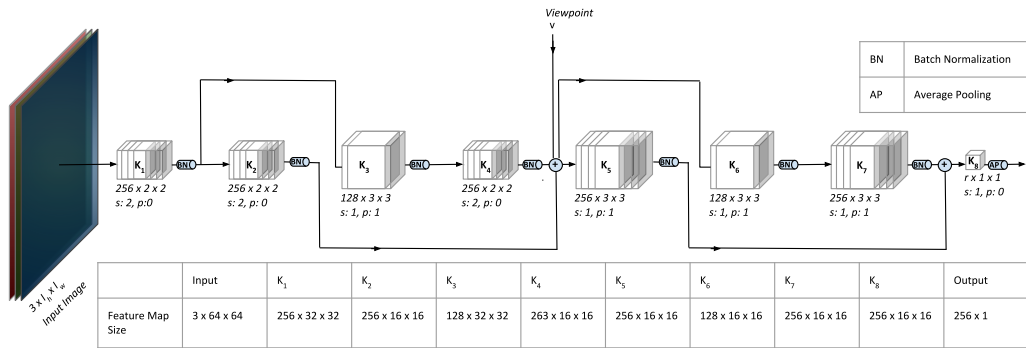


Figure 10: Network Architecture used for learning representations for the scenes' datasets.

C.1 LEARNING SCENE REPRESENTATION FOR MPI3D DATASET.

Since we have three view per each scene in MPI3D dataset, therefore we are restricted in defining the number of context points and the number of views. In all our experiments the number of context points N is fixed to three while the number of views J is set to two. In contrast to the experiments for regression datasets where more datapoints per each view resulted in better representations, the restriction to a single image view in MPI3D dataset did not hurt the representation quality, measured in terms of downstream performance. In the downstream experiments on MPI3D, we use only one image to train and validate the probes. Due to the limitation of available views, we could not measure the effect of varying the number of views on the downstream performance. Even though no explicit structural constraint was imposed for learning the representation. The FCRL algorithm implicitly figures out the commonality between the factors in different scenes. We visualize these latent clusterings in the Figure 11. We plot the 2D TSNE embeddings of the 128D representations inferred by the model. Thereafter, to visualize the latent structure corresponding to each factor, we only vary one factor and fix the rest of them except for first degree of freedom and second degree of freedom factors. A clear structure can be seen in the learned representations.

Implementation Details. We use the GQNs ‘pool’ architecture with batch normalization as encoder. As mentioned in the ablation study, we did a random sweep over the range of hyperparameters and selected the best performing model. Further details on the hyperparameters is provided in Table 2.

C.2 LEARNING SCENE REPRESENTATION FOR RLSCENES DATASET.

To train the FCRL encoder, we randomly sample the number of views from each scene to lie within the range $[2, 20]$: upper-bounded by 20 to restrict the maximum number of images per scene to be the same as that used in (Eslami et al., 2018), and lower bounded by 2 in case just the one view is not from a suitable angle. So, here, the maximum number of context points N is 20. The number of subsets J is set to 8. In the downstream reinforcement learning task, we use only one image to train the policy network, as is the usual practice, and the same as (Eslami et al., 2018). We kept the joint ranges from which joint positions are uniformly sampled to randomly reset the robot at the beginning of every episode while training the policy network to be the same as the ranges used for sampling the robot position while generating the dataset to train the FCRL encoder. These joint ranges are selected so as to ensure that there are more scenes in which the robot finger is visible. However, in order to not constrain the agent’s exploration, we let the action space for training the reaching agent to be less constrained, and be able to explore the entire range from $-\pi$ to π . So, effectively, the space seen by the robot during the training of the representations is a subspace of that seen while inferring the representations from the environment used for this downstream reaching task. Interestingly, the inferred representations can also work effectively on unseen robot configurations as demonstrated by the success of the reacher.

Implementation Details. Similar to the encoder training for MPI3D scenes, we learned the encoder for RLScenes. However, since the downstream tasks is a reinforcement learning task, it was hard to judge the quality of representations. Therefore, we took some insights from the MPI3D experiments and selected the model, trained with hyperparameters, which performed the best on the RL downstream tasks. Further details on the hyperparameters is provided in Table 2.

D DETAILS OF EXPERIMENTS ON 1D FUNCTIONS

Implementation Details. We used the same encoder architecture for our method and the baselines (Garnelo et al., 2018a;b) in all experiments. For 1D and 2D functions, the data is fed in the form of input-output pairs (x, y) , where x and y are 1D values. We use MLPs with two hidden layer to encode the representations of these inputs. The number of hidden units in each layer is $d = 50$. All MLPs have relu non-linearities except the final layer, which has no non-linearity.

Encoder: $\text{Input}(2) \rightarrow 2 \times (\text{FC}(50), \text{ReLU}) \rightarrow \text{FC}(50)$.

While learning the representations of sinusoid functions with FCRL, we also scale the output scores with temperature to be 0.07. The hyper-parameter settings used to train an encoder with FCRL are provided in Table 3.

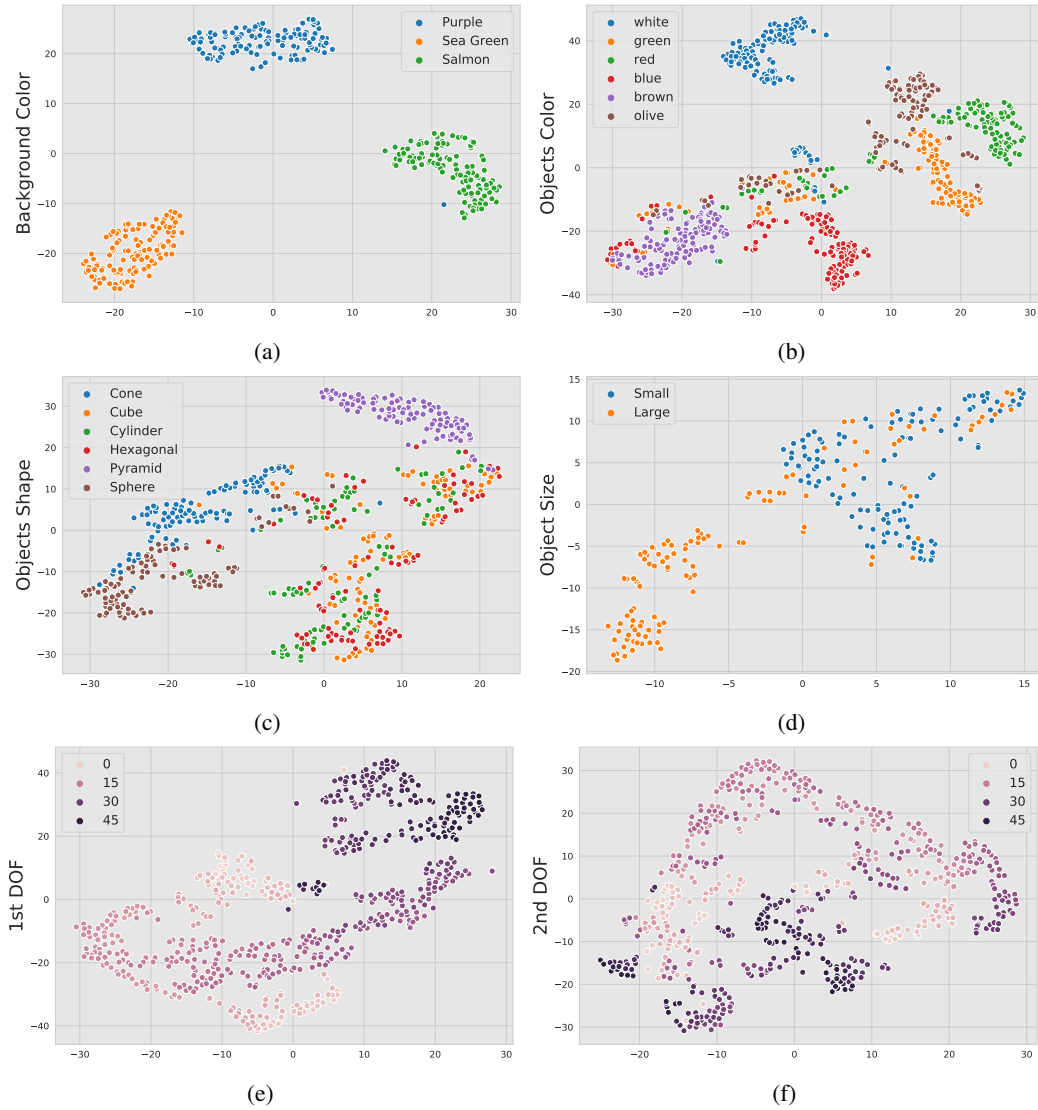


Figure 11: 2D-TSNE projections of 128 dimensional representations learned by FCRL on the MPI3D dataset. Each individual plot exhibits the latent structure corresponding to the factor mentioned above. The plot for each factor is generated by varying the factor of interest and keeping the rest of the factors fixed, except the factors of the first degree of freedom and the second degree of freedom.

Table 2: Hyperparameter Settings for Scene Representation Learning Experiments.

Parameter	Values	Parameter	Values
Batch size	64	Batch size	32
Representation dimension	128	Representation dimension	256
Temperature: τ	0.88	Temperature: τ	0.46
Number of subsets: J	2	Number of subsets: J	8
Max number of context points: N	3	Max number of context points: N	20
Epochs	100	Epochs	100
Critic	Nonlinear	Critic	Nonlinear
Objective	NCE	Objective	NCE
Optimizer	Adam	Optimizer	Adam
Adam: beta1	0.9	Adam: beta1	0.9
Adam: beta2	0.999	Adam: beta2	0.999
Adam: epsilon	1e-8	Adam: epsilon	1e-8
Adam: learning rate	0.0005	Adam: learning rate	0.0005
Learning Rate Scheduler	Cosine	Learning Rate Scheduler	Cosine
Number of workers	10	Number of workers	10
Batch normalization	Yes	Batch normalization	Yes

(a) Hyperparameters to train FCRL based encoder on the MPI3D Dataset.

(b) Hyperparameters to train FCRL based encoder on the RLScenes Dataset.

Table 3: Hyperparameters Settings for Sinusoid Experiments.

Parameter	Values	Parameter	Values
Batch size	256	Batch size	256
Latent space dimension	50	Epochs	30
Temperature: τ	0.07	Critic	Nonlinear
Number of subsets: J	2	Optimizer	Adam
Max number of context points: N	20	Adam: beta1	0.9
Epochs	30	Adam: beta2	0.999
Critic	Nonlinear	Adam: epsilon	1e-8
Optimizer	Adam	Adam: learning rate	0.001
Adam: beta1	0.9	Learning Rate Scheduler	Cosine
Adam: beta2	0.999		
Adam: epsilon	1e-8		
Adam: learning rate	0.0003		
Learning Rate Scheduler	Cosine		

(a) Hyperparameters to train FCRL based encoder for 1D sinusoid functions.

(b) Hyperparameters to train FSR Decoder on FCRL learned representations.

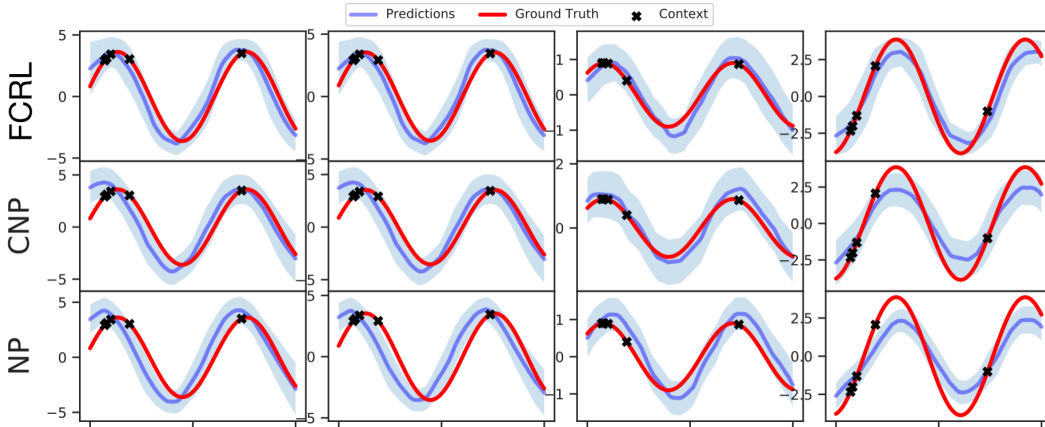


Figure 12: Additional results on 5-shot sinusoid regression. Each column corresponds to a different sinusoid function where only 5 context points are given. The predictions of the decoder trained on FCRL based encoder are closer to the groundtruth.

Downstream Tasks. To learn the subsequent task-specific decoders on the representations, we adapted the same data processing pipeline as above. For 1D functions, we train decoders for two different tasks: *few-shot regression* and *few-shot parameter identification*. The decoders for each task are trained with the same training dataset as was used to train the encoders. The training procedure for both downstream tasks on sinusoid functions is as follows

- For Few-Shot Regression (FSR), we use an MLP architecture with two hidden layers. The same architecture are used in CNP (Garnelo et al., 2018a), however in CNP the decoder and encoder are trained jointly. All the baselines and our model are trained for the same number of iterations. We used slightly higher learning rate to train the decoder as the training converges quite easily.
FSR Decoder: $\text{Input}(50) \rightarrow 2 \times (\text{FC}(50), \text{ReLU}) \rightarrow \text{FC}(1)$.
- For Few-Shot Parameter Identification (FSPI), we train a linear decoder without any activation layers on the representations learned via FCRL and the baseline methods. The decoder is trained for only one epoch.
FSPI Decoder: $\text{Input}(50) \rightarrow \text{FC}(1)$.

Additional Results. In Figure 12 and Figure 13, we provide additional results on 5-shot regression on test sets and compare the results with CNP and NP. The curves generated by the decoder using FCRL learned representations are closer to the groundtruth. The difference is evident in 5-shot experiments which supports the quantitative results in Table 1.

E DETAILS OF EXPERIMENTS ON 2D FUNCTIONS

Implementation Details. In this experiment, we treat MNIST images as 2D functions. We adapt the architectures of encoders and decoders from the previous 1D experiments. However, due to the increased complexity of the function distributions we increase the number of hidden units of MLP to $d = 128$. Moreover, the input x is 2D as it corresponds to the cartesian coordinates of an image. The hyperparameter settings to train FCRL based encoder on such 2D function is given in Table 4.

E.1 DOWNSTREAM TASKS.

We consider two different downstream tasks for the representations learned on 2D functions: *few-shot image completion* and *few-shot content classification*. A separate decoder is trained for both of these tasks.

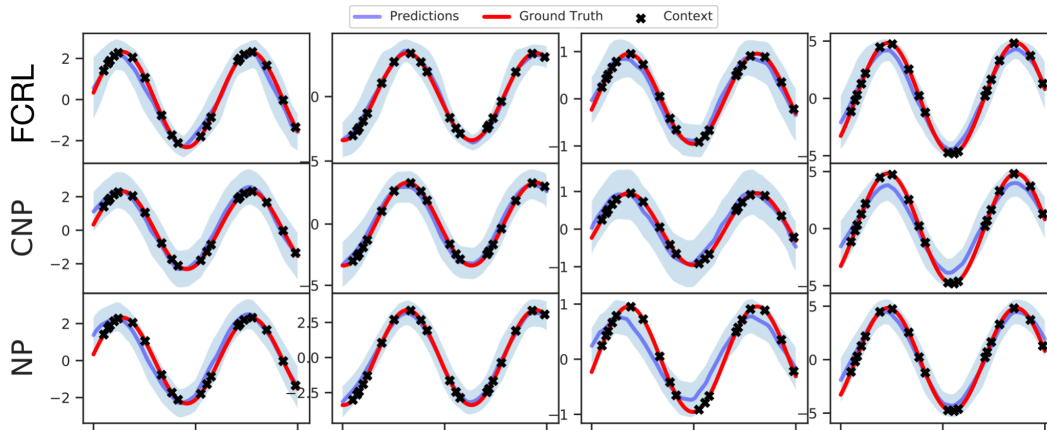


Figure 13: Additional results on 20-shot sinusoid regression. Each column corresponds to a different sinusoid function where only 20 context points are given. The predictions of the decoder trained on FCRL based encoder are comparable to CNP and better than NP.

Table 4: Hyperparameters Settings for MNIST as 2D Functions Experiment.

Parameter	Values	Parameter	Values
Batch size	16	Batch size	16
Latent space dimension	128	Epochs	100
Temperature: τ	0.007	Critic	Nonlinear
Number of subsets: J	40	Optimizer	Adam
Max number of context points: N	200	Adam: beta1	0.9
Epochs	100	Adam: beta2	0.999
Critic	Nonlinear	Adam: epsilon	1e-8
Optimizer	Adam	Adam: learning rate	0.001
Adam: beta1	0.9	Learning Rate Scheduler	Cosine
Adam: beta2	0.999		
Adam: epsilon	1e-8		
Adam: learning rate	0.0006		
Learning Rate Scheduler	Cosine		

(b) Hyperparameters to train Few-Shot Image Completion (FSIC) Decoder trained on FCRL learned representations.

(a) Hyperparameters to train FCRL based encoder for 2D functions.




Figure 14: Additional results on 50-shot mnist image completion. The context is shown in the second row where target pixels are colored blue. Predictions made by a decoder trained on FCRL based encoder are slightly better than the CNP in terms of guessing the correct form of digits.




Figure 15: Additional results on 200-shot mnist image completion. The context is shown in the second row where target pixels are colored blue. Predictions made by a decoder trained on FCRL based encoder are comparable to CNP.

- For Few-Shot Image Completion (FSIC), we use an MLP based decoder with two hidden layers. The decoder is trained on the same training data for the same number of iterations. Details are given in Table 4(b).
- For Few-Shot Content Classification (FSCC), we train a linear regression on top of the representations obtained by both FCRL and the baselines. The decoder is trained for only one epoch.

Additional Results. In Figure 14 and Figure 15, we provide additional results for 50-shot and 200-shot image completion. We can see that the the results from FCRL based decoder consistently perform better than CNP in low-shot scenario of 50 context points. In 200-shot scenario, the results look comparable to CNP.

F ESTIMATING DENSITY RATIOS CORRESPONDING TO THE FUNCTIONS

The contrastive objective in Equation (4), in essence, tries to solve a classification problem i.e. to identify whether the given observation O^i comes from the function f^i or not. The supervision signal

is provided by taking another observation \hat{O} from the same function f^i as an anchor (a target label), thus making it a self-supervised method. This self-supervised, view-classification task, for a function f^i , leads to the estimation of density ratios between the joint distribution of observations $p(O^1, O^2|i)$ and their product of marginals $p(O^1|i)p(O^2|i)$. This joint distribution in turn corresponds to the joint distribution of the input-output pairs of the function $p(x, y|i)$. This way of learning a function’s distribution is different from the typical regression objectives, which learn about a given function f^i by trying to approximate the predictive distribution $p(y|x)$.

By assuming the universal function approximation capability of g_θ , and the availability of infinitely many functions $f^k \sim p(f)$ with fixed number of context points N each, the model posterior learned by the optimal classifier corresponding to Equation (4) would be equal to the true posterior given by Bayes rule.

$$f^k \sim P(f) \quad \forall k \in \{1, \dots, K\} \quad (6)$$

$$O^k \sim P(O|f^k) \quad \forall k \in \{1, \dots, K\} \quad (7)$$

$$i \sim \mathcal{U}(K) \quad (8)$$

$$\hat{f} = f^i \quad (9)$$

$$\hat{O} \sim P(O|\hat{f}) \quad (10)$$

$$p(i|O^{1:K}, \hat{O}) = \frac{p(O^{1:K}, \hat{O}|i)p(i)}{\sum_i p(O^{1:K}, \hat{O}|i)p(i)} \quad (11)$$

$$= \frac{p(O^i, \hat{O}|i)p(i) \prod_{k \neq i} p(O^k|i)p(\hat{O}|i)}{\sum_j p(O^j, \hat{O}|j)p(j) \prod_{k \neq j} p(O^k|j)p(\hat{O}|j)} \quad (12)$$

$$= \frac{\frac{p(O^i, \hat{O}|i)}{p(O^i)p(\hat{O})} p(i)}{\sum_j \frac{p(O^j, \hat{O}|j)}{p(O^j)p(\hat{O})} p(j)} \quad (13)$$

The posterior probability for a function f^i is proportional to the class-conditional probability density function $p(O^i, \hat{O}|i)$, which shows the probability of observing the pair (O^i, \hat{O}) from function f^i . The optimal classifier would then be proportional to the density ratio given below

$$\exp(\text{sim}_\theta(\hat{O}, O^i)) \propto \frac{p(O^i, \hat{O})}{p(O^i)p(\hat{O})} \quad (14)$$

Similar analysis has been shown in (Oord et al., 2018) for deriving the mutual information perspective associated with the self-supervised contrastive objective (infoNCE). The joint distribution over the pair of observations correspond to the distribution of the underlying function f^i . Thus, given some observation of a function, an optimal classifier would attempt at estimating the true density of the underlying function.

G ABLATION STUDY

Role of Number of Observations (J) The number of observations J corresponds to the number of partial observations that we have of a functions f^k . Ideally, we only need two such observations to learn the representations via contrastive objective. However, it has been shown that having more positive pairs result in learning better representations (Chen et al., 2020; Tian et al., 2019). It also corresponds to reducing the amount of Bayesian surprise in the models, as more observations from the same function results in reducing the entropy.

It should be noted that in our setting, the number of observed context sets N do not necessarily correspond to the number of observations J . This is because for some datasets, we aggregate the context points to get one partial observation. This is important for the simple 1D and 2D regression functions where a single context point does not provide much information, hence the individual partial observations need more than one context sets. In our setting, we treat J as a hyperparameter

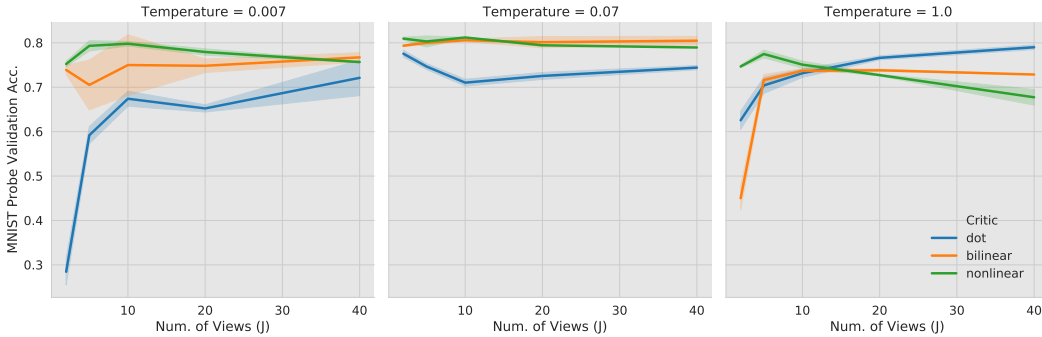


Figure 16: Ablation for observations (J), critics and temperature for learning FCRL on MNIST validation dataset.

whose optimal value varies depending on the function space. For instance, the MPI3D scene dataset has only three views per scene, therefore J can not be greater than 3 and we keep it fixed. For 1D and 2D regression functions, we observe that for a fixed number of context points N , the optimal number of observations J varies. For understanding the role of J better in these experiments, we perform the ablation study on MNIST2D validation dataset where three models with different seeds are trained on the the varying number of J while N is fixed to 200, Figure 16.

It can be seen that varying the number of observations J contributes to very small changes. However, its values seems to be highly dependent on the critic and the temperature parameter as well. For MNIST2D, we fixed $J = 10$. For training on RLScene dataset, we fixed the maximum number of context points to be $N = 20$ and found the optimal number of partial observations to be $J = 4$.

Role of Critics and Temperature τ . We regard the discriminative scoring functions, including the projection heads as critics. The simplest critic function does not contain any projection layer, regarded as *dot product* critic, where the contrastive objective is defined directly on the representations returned by the base encoder h_ϕ . However, recently the role of critics in learning better representations has been explored (Oord et al., 2018; Chen et al., 2020). Building on these findings, we evaluate the role played by different critics in learning the functions representations. Figure 16 shows the ablation for three different critics on MNIST2D validation dataset. It can be seen that the performance of critics is also linked with the temperature parameter τ .

Such hyperparameter grid search (done for MNIST2D) is very expensive for the ablation studies on the bigger datasets i.e., the MPI3D and RLScenes datasets. We therefore performed a random sweep of 80 models with randomly selected hyper-parameter values for critic and temperature on MPI3D dataset. We did not find any pattern for the effect of temperature τ on the downstream tasks, however the pattern emerged for the class of critics. Figure 17 shows the ablation for four different critics on MPI3D validation dataset, where *nonlinear_{deep1}* and *nonlinear_{deep2}* correspond to MLP projection heads with two and three hidden layers. Again, it can be seen that the nonlinear critic performs good in extracting features which are useful for the downstream classification tasks. Because of this trend across two different datasets, we therefore performed all our experiments with nonlinear critic. The project head in nonlinear critics is defined as an MLP with one hidden layer and batch normalization in between.

H SOFTWARE PROGRAMS USED

The following software programs were used for the work done in this paper: PyTorch (Paszke et al., 2019), Weights and Biases (Biewald, 2020), PyBullet (Coumans & Bai, 2016–2019), Stable Baselines (Raffin et al., 2019), Gym (Brockman et al., 2016), Jupyter Notebook (Kluyver et al., 2016), Matplotlib (Hunter, 2007), Seaborn (Waskom et al., 2017), Scikit-learn (Pedregosa et al., 2011), NumPy (Harris et al., 2020), Python3 (Van Rossum & Drake, 2009).

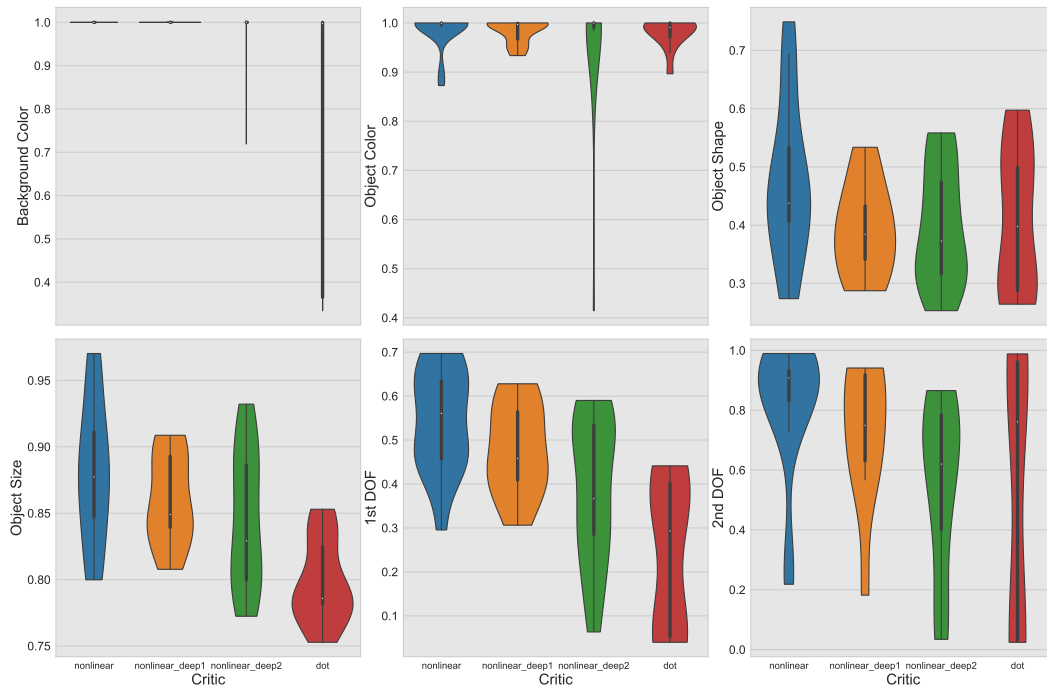


Figure 17: Ablation for critics on MPI3D validation dataset.