

Bankrupting Sybil Despite Churn

Diksha Gupta¹, Jared Saia², and Maxwell Young³

¹Dept. of Computer Science, University of New Mexico, NM, USA
`dgupta@unm.edu`

²Dept. of Computer Science, University of New Mexico, NM, USA
`saia@cs.unm.edu`

³Computer Science and Engineering Dept., Mississippi State University, MS, USA
`myoung@cse.msstate.edu`

Abstract

A Sybil attack occurs when an adversary pretends to be multiple identities (IDs). Limiting the number of Sybil (bad) IDs to a minority is critical to use well-established tools for tolerating malicious behavior, such as Byzantine agreement and secure multiparty computation.

A popular technique for ensuring this minority is resource burning: verifiable consumption of a network resource, such as computational power, bandwidth, or memory. Unfortunately, typical defenses based on resource burning require non-Sybil (good) IDs to consume at least as many resources as the adversary. Since many systems exhibit high churn, this is a significant barrier to deployment.

Here, we present two new algorithms to defend against a resource-bounded Sybil adversary under a general model of churn. The first is GOODJEST, which estimates the number of *good* IDs joining the system. The second is ERGO, which makes use of GOODJEST. ERGO guarantees (1) there is always a minority of bad IDs; and (2) when the system is under significant attack, the good IDs consume asymptotically less than the bad.

We empirically evaluate ERGO alongside prior Sybil defenses. Based on our experiments, we design heuristics that further improve ERGO, resulting in improvements of up to four orders of magnitude over past results.

1 Introduction

A *Sybil attack* occurs when a single adversary pretends to be multiple identities (*IDs*) [20]. A classic defense is resource burning, whereby IDs are

periodically required to consume local resources in a verifiable manner [35]. A well-known example of resource burning is proof-of-work (PoW) [21], but several other methods exist (see Section 2).

Unfortunately, a significant drawback of resource burning is that resources must always be consumed, even when the system is not under attack. This non-stop consumption translates into substantial energy and monetary cost [17, 47, 48].

Prior work suggests it is sometimes possible for good IDs to sometimes consume fewer total resources than the adversary [33]. Unfortunately, this prior work fails to hold in settings where the rate at which system membership changes—often referred to as the *churn rate*—is high. A high churn rate characterizes many systems [22, 71, 77] that are vulnerable to Sybil attacks.

Thus, a key question is: *Can we design a Sybil defense where good IDs may spend less than the adversary, even under high churn?*

1.1 Our Contributions

We demonstrate such a defense, based on two algorithms: GOODJEST and ERGO. **GOODJEST**, estimates the rate at which good IDs join, J , assuming the fraction of bad IDs is always less than a $1/6$: $1/6$ is arbitrary and can be decreased by reducing κ , the fraction of the system resources the adversary is assumed to control. GOODJEST correctly estimates J no matter how the adversary injects its bad IDs.

Informally, our model of churn is as follows (cf. Section 2.1). *Epoch* boundaries occur when the symmetric difference between the sets of good IDs at the start and the end of the epoch exceeds $3/4$ times the number of good IDs at the start. Churn is specified by two *a priori unknown* parameters: α, β . First, the good join rate between two consecutive epochs differs by at most an α factor. Second, the number of good IDs that join or depart during a duration of ℓ seconds within an epoch differs by at most a β factor from ℓ times the good join rate of the epoch. Thus, α characterizes how J changes over epochs; and β characterizes the burstiness of good ID arrivals and departures within an epoch.

Based on our experiments on multiple networks, GOODJEST always provides an estimate to within a factor of 10 of correct, and often much closer (cf. Section 6.1).

Theorem 1. *Assume the fraction of bad ID is always less than $1/6$. Fix any time step t . Let ρ be the good join rate in the epoch containing t , and let \tilde{J}*

be the estimate from GOODJEST at time t . Then:

$$1/(418\alpha^4\beta^3)\rho \leq \tilde{J} \leq 267\alpha^4\beta^5\rho$$

Our second algorithm, **ERGO**, keeps the fraction of bad IDs less than $1/6$. This enables the use of GOODJEST, which is leveraged to ensure that the good IDs may spend less than the adversary. Let the *good spend rate* be the total resource burning cost for all good IDs per second. Similarly, let T denote the *adversary's spend rate*.

The following theorem holds with probability $1 - O(1/n_0)$ over a number of ID joins and departures polynomial in n_0 , assuming the number of good IDs is always at least n_0 . Throughout the paper, we use the phrase **with high probability**, to indicate probability of success that is at least $1 - O(1/n_0)$.

Theorem 2. *Assume $\kappa \leq 1/18$. Then, with high probability, ERGO ensures that the good spend rate is $O\left(\alpha^{11/2}\beta^7\sqrt{(J+1)T} + \alpha^{11}\beta^{14}J\right)$ and guarantees that the fraction of bad IDs in the system is always less than $1/6$.*

We note that we use $\kappa \leq 1/18$ to prove this theorem, for ease of analysis; larger values of κ can be tolerated.

We validate our theoretical results by comparing ERGO against prior PoW defenses using real-world data from several networks. We find that ERGO performs up to 2 orders of magnitude better than previous defenses, according to our simulations (Section 6.2). Using insights from these first experiments, we engineer and evaluate several heuristics aimed at further improving the performance of ERGO. Our best heuristic performs up to 3 orders of magnitude better than previous algorithms for large-scale attacks (Section 6.3).

2 Our Model

We now describe a general network model that aligns with many permissionless systems. The system consists of virtual *identifiers (IDs)*, where each ID is either *good* if it obeys protocol, or *bad* if it is controlled by the Sybil adversary (or just *adversary*).

Resource-Burning Challenges. IDs can construct resource-burning challenges of varying hardness, whose solutions cannot be stolen or pre-computed; some examples are discussed in Section 3.3. A *k-hard challenge* for any

integer $k \geq 1$ imposes a resource cost of k on the challenge solver. Our results are agnostic to the type of challenges employed, either those discussed above or new resource-burning schemes available for future use.

Coordination. To simplify our presentation, we assume that there is a single server running our algorithms. However, in Section 7, we show how the server can be replaced with a small committee under some additional assumptions, thus allowing for our algorithms to execute in decentralized network settings.

A *round* is the amount of time it takes to solve a 1-hard challenge plus time for communication between the server and corresponding ID for issuing the challenge and returning a solution. As is common in the literature, we assume that good IDs have clocks that are closely synchronized. Intuitively, if there is message delay or clock drift, then a challenger cannot accurately measure the response time for the ID solving the challenge.¹ Techniques for synchronizing on the order of milliseconds are known [50–52] and suffice for our purposes.

Adversary. A single adversary controls all bad IDs. This pessimistically represents perfect collusion and coordination by the bad IDs. Bad IDs may arbitrarily deviate from our protocol, including sending incorrect or spurious messages. The adversary can send messages to any ID at will, and can read the messages diffused by good IDs before sending its own. It knows when good IDs join and depart, but it does not know the private bits of any good ID.

The adversary is resource-bounded: in any single round where all IDs are solving challenges, the adversary can solve an κ -fraction of the challenges; this assumption is common [4, 27, 59, 75].

Joins and Departures. Every join and departure event is assumed to occur at a unique point in time. In practice, this means that the events must be serialized by the server or committee.

Whenever the adversary decides to cause a good ID departure event, a good ID is selected independently and uniformly at random to depart from the set of good IDs in the system. We further assume that in any round at most an ϵ fraction of good IDs depart.

Departing good IDs announce their departure. In practice, each good ID can issue “heartbeat messages” to the server that indicate they are still alive; the absence of a heartbeat message is interpreted as a departure by the corresponding ID. Thus, even departures by bad IDs are detectable.

¹Further discussion of this requirement can be found in [46]

Every joining ID is treated as a new ID. We can ensure that every joining ID is given a new name by concatenating a join-event counter to the name chosen by the ID. Similar to previous works [23, 30, 38, 70], we assume that every joining ID knows at least one good ID in order to be bootstrapped into the system.

We define n_0 to be the minimum number of good IDs in the system at any point. We define the **system lifetime** to be the duration over which n_0^γ joins and departures occur, for any fixed constant $\gamma > 0$.

2.1 Epochs, Smoothness, and Churn

Our analysis partitions the lifetime of the system into continuous **epochs**. For any time τ , let \mathcal{G}_τ be the set of good IDs at time τ . We have the following definition:

Definition 1. *For all $i \geq 1$, epoch i begins at time $t = 0$ if $i = 1$, or at the time t when epoch $i - 1$ ends otherwise. Epoch i ends at the smallest $t' : t' > t$ such that $|\mathcal{G}_{t'} \oplus \mathcal{G}_t| \geq (3/4)|\mathcal{G}_t|$.*

Let ρ_j be the join rate of good IDs (i.e., **good join rate**) in epoch j ; that is, the number of good IDs that join in epoch j divided by the number of seconds in epoch j .

Definition 2. *For any $\alpha \geq 1$ and $1 \leq \beta \leq \sqrt{\frac{n_0}{120}} - 1$, and any epoch $j > 1$, we define the following.²*

- **α -smoothness:** $(1/\alpha)\rho_{j-1} \leq \rho_j \leq \alpha\rho_{j-1}$.
- **β -smoothness:** *For any duration of ℓ seconds in the epoch, the number of good IDs that join is at least $\lfloor \ell\rho_j/\beta \rfloor$ and at most $\lceil \beta\ell\rho_j \rceil$. Also, the number of good IDs that depart during this duration is at most $\lceil \beta\ell\rho_j \rceil$.*

High Churn. We emphasize that Definition 2 captures a compelling notion of high churn. First, the notion of α -smoothness captures *any* good join rate between consecutive epochs, since there always exists a parameter α that satisfies the definition. Therefore, the good join rate may change rapidly under this smoothness definition. For example, suppose that the ρ_j increases by even a small constant factor of, say, $\alpha = 2$ over consecutive values j ; this can occur is if the same number of good IDs join in each epoch, but over

²The bound on β is necessary to obtain a lower bound on the number of good IDs joining in an interval (See Lemma 7).

half the time of the previous epoch. In this case, the good join rate exhibits *exponential* increase over these epochs. Similarly, the good join rate may decrease exponentially. Second, while ρ_j is the good join rate over the entire epoch j , β -smoothness allows for deviations within that epoch.

3 Related Work

3.1 Churn

A common assumption in related work is that the number of good IDs is *fixed* at a sufficiently large value or can vary by at most a constant factor [9–13, 23, 66, 67, 80]. In this setting, several results by Augustine et al. [5–9] address robust distributed computation, but with the added challenge that the system membership can change rapidly. Guerraoui et al. [30] address a challenging setting where the system size can vary polynomially as a function of some initial quantity of good IDs. We address the same challenge here. However, we differ from these past works in that our algorithmic resource costs are tuned to both the amount of actual churn and the amount spent by an attacker.

3.2 Sybil Attack

There is large body of literature on defending against the Sybil attack [20]; for example, see surveys [39, 55, 63], and additional work documenting real-world Sybil attacks [60, 76, 79].

Several results that leverage social networks for Sybil resistance [54, 78, 83]. However, social-network information may not be available in many settings.

Another approach is to use network measurements to verify the uniqueness of IDs [26, 44, 68], but these techniques rely on accurate measurements of latency, signal strength, or round-trip times, and this may not always be possible. Containment strategies are explored in overlays [19, 67], but these results do not ensure a bound on the fraction of bad IDs.

3.3 Resource Burning

A number of resource burning schemes exist. *Computational puzzles* have been used in several prior works for defending against the Sybil attack [4, 43, 59]. *Proof of Space-Time*, involves proving an allocation of storage capacity for a certain amount of time [58]. Additionally, *proof of useful-work*, schemes

involve computational resource challenges whose solutions are applicable to important scientific or engineering problems [15, 69].

A *completely automated public Turing test to tell computers and humans apart* (CAPTCHA) is a resource-burning tool where the resource is human effort [57, 73]. CAPTCHAs of tunable difficulty have been proposed [14], as have CAPTCHAs that channel human effort into practical problems such as deciphering scanned words or detecting spam [74].

In a wireless network with multiple communication channels, Sybil attacks can be mitigated via *radio-resource testing* the inability of the adversary to listen to many channels simultaneously [28, 29, 56]; the resource here is listening capacity.

Finally, we note that Proof of Stake [3, 27, 41] is *not* a resource burning technique. It requires the the “stake” of each ID to be a globally known quantity and thus is likely to remain relevant primarily for cryptocurrencies. Moreover, even in that domain, it is controversial. To quote researcher Dahlia Malkhi: *“I think proof-of-stake is fundamentally vulnerable . . . In my opinion, it’s giving power to people who have lots of money”* [18].

3.4 Guaranteed Spend Rate Relative to Attacker

In [31] and [33], Gupta et al. proposed two algorithms CCOM and GMCOM that ensure that the fraction of bad IDs is always small, with respective good spend rates of $O(T + J)$ and $O(J + \sqrt{T(J + 1)})$. Unfortunately, this result only holds in the case where (1) churn is sufficiently small; and (2) there is a fixed constant amount of time that separates all join events by good IDs (i.e., non-bursty arrivals). ERGO does not require these assumptions. In Section 6.2, we show that these issues effect the empirical performance of GMCOM.

4 GOODJEST

GOODJEST provides an estimate, \tilde{J} , of the good join rate, J , in any system where at most a small constant fraction of bad IDs; for simplicity, we assume the fraction is less than $1/6$, but larger constants can be tolerated. In permissioned systems, this bound may be guaranteed by an admission-control mechanism. In permissionless systems, this bound can be enforced by a decentralized algorithm and, in Section 5, we present such an approach with ERGO. However, first we present some preliminary definitions for quantifying churn.

GOODJEST

In the following, t' is the current time and S_x is the set of IDs in the system at time x .

$t \leftarrow$ time at system initialization.

$\tilde{J} \leftarrow |S_t|$ divided by time required for initialization.

Repeat forever: whenever $|S_{t'} \oplus S_t| \geq \frac{5}{8}|S_{t'}|$, do

1. $\tilde{J} \leftarrow |S_{t'}|/(t' - t)$.
2. $t \leftarrow t'$.

Figure 1: Pseudocode for GOODJEST.

4.1 Description of GOODJEST

Initially, GOODJEST sets \tilde{J} equal to the number of IDs at system initialization divided by the total time taken for initialization, where initialization consists of the server issuing a 1-hard challenge to all nodes. In Section 7, we show how to decentralize this algorithm. The value t is set to the system start time. Throughout the protocol, t will equal the last time that \tilde{J} was updated, and t' will be the current time.

The pseudocode is presented in Figure 1. There are two aspects that must be addressed in designing GOODJEST. First, at what points in time should \tilde{J} be updated? This occurs whenever the system membership has changed by a constant factor with respect to the current system size. In particular, \tilde{J} is updated when $|S_{t'} \oplus S_t| \geq \frac{5}{8}|S_{t'}|$ holds true. Since join and departure events are serialized, this is equivalent to the property that $|S_{t'} \oplus S_t| = \lceil \frac{5}{8}|S_{t'}| \rceil$. We refer to $(t, t']$ as an *interval*. The execution of GOODJEST divides time into consecutive, disjoint intervals.

Second, how is \tilde{J} updated? This is done by setting \tilde{J} to the current system size divided by the amount of time since the last update to \tilde{J} . In particular, we set $\tilde{J} \leftarrow |S_{t'}|/(t' - t)$.

4.2 Proof of Theorem 1

Recall that GOODJEST imposes a division of time into *intervals* (Section 4.1). We say that interval *intersects* an epoch if there is a point in time belonging to both the interval and the epoch. In this section, for any time t , let S_t and $G_t(B_t)$ denote the set of all IDs and set of good(bad) IDs, respectively, in the system at time t . The following proofs hold with high probability in n_0 over all intervals, assuming the Population invariant

always holds.

Lemma 3. *An interval intersects at most two epochs.*

Proof. Assume that some interval starts at time t_0 and intersects at least three epochs; we will derive a contradiction. Given this assumption, there must be at least one epoch entirely contained within the interval. Consider the earliest such epoch, and let it start at time $t_1 \geq t_0$ and end at time $t_2 > t_1$. Observe that:

$$|S_{t_2} \oplus S_{t_0}| \geq |G_{t_2} \oplus G_{t_1}| \geq \frac{3}{4}|G_{t_2}| \geq \left(\frac{3}{4}\right) \left(\frac{5}{6}\right) |S_{t_2}| = \left(\frac{5}{8}\right) |S_{t_2}|$$

In the above, step one holds since $|S_{t_2} \oplus S_{t_0}| \geq |G_{t_2} \oplus G_{t_1}|$; step two holds by the definition of an epoch; and the second to last step holds by the Population Invariant.

But the above inequalities show that $|S_{t_2} \oplus S_{t_0}| \geq \frac{5}{8}|S_{t_2}|$. Therefore, the interval ends by time t_2 , and there can be no third epoch intersecting the interval; this contradiction completes the argument. \square

Lemma 4. *Fix an interval that starts at time t and ends at time t' . Then, $|S_{t'}| \geq \frac{6}{13}|S_t|$.*

Proof. By the definition of an interval, we know that:

$$|S_{t'} \oplus S_t| \leq \left\lceil \frac{5}{8}|S_{t'}| \right\rceil \leq \frac{5}{8}|S_{t'}| + 1$$

Note that $|S_{t'} \oplus S_t| \geq |S_t - S_{t'}|$, which implies:

$$|S_t - S_{t'}| \leq \frac{5}{8}|S_{t'}| + 1 \tag{1}$$

Moreover, $|S_t - S_{t'}| \geq |S_t| - |S_{t'}|$. Rearranging, we get:

$$\begin{aligned} |S_{t'}| &\geq |S_t| - |S_t - S_{t'}| \\ &\geq |S_t| - \left(\frac{5}{8}|S_{t'}| + 1 \right) \end{aligned}$$

where the second step follows from inequality 1. Finally, isolating $|S_{t'}|$ in the last inequality, we get:

$$|S_{t'}| \geq \frac{8}{13} (|S_t| - 1) \geq \frac{8}{13} \left(\frac{3}{4}|S_t| \right) \geq \frac{6}{13}|S_t|$$

where the second inequality holds for $n_0 \geq 4$. \square

The aim of the next set of lemmas is to derive upper and lower bounds on the number of good IDs that can join over an interval as a function of the system size, and α and β . These lemmas all hold with high probability in n_0 over all intervals.

In each lemma, we fix an interval that starts at time t and ends at time t' . We let a be the number of good IDs joining during this interval and d be the number of good IDs that depart during the interval.

Lemma 5. $a \leq 23|S_t| + 4$.

Proof. First, note that:

$$\begin{aligned} \left\lceil \frac{5}{8}|S_{t'}| \right\rceil &= |S_{t'} \oplus S_t| \\ &= |S_{t'} - S_t| + |S_t - S_{t'}| \\ &\geq |S_{t'} - S_t| \\ &\geq |G_{t'} - G_t| \end{aligned}$$

In the above, the first step holds by the definition of an interval and the fact that all join and leave events occur at unique times. The last step holds since sets of good and bad IDs are disjoint. Thus, we have

$$|G_{t'} - G_t| \leq \left\lceil \frac{5}{8}|S_{t'}| \right\rceil \leq \frac{3}{4}|G_{t'}| + 1$$

In the above, the second step holds by the population invariant, since $\frac{|G_{t'}|}{|S_{t'}|} > \frac{5}{6}$ implies that $|S_{t'}| < \frac{6}{5}|G_{t'}|$. Then:

$$\left\lceil \frac{5}{8}|S_{t'}| \right\rceil \leq \frac{5}{8}|S_{t'}| + 1 < \frac{3}{4}|G_{t'}| + 1$$

This gives our first key inequality:

$$|G_{t'} - G_t| < \frac{3}{4}|G_{t'}| + 1 \tag{2}$$

Recall that d is the number of good IDs that have departed in the interval. Let the random variable X be the number of IDs in G_t that have departed during the interval. By Equation 2, $E(X) \geq \frac{9}{40}d$, for $|G_{t'}|/40 \geq 1$, or $n_0 \geq 40$. Additionally, X stochastically dominates a simpler random variable that counts the number of successes when there are d independent trials, each succeeding with probability $\frac{9}{40}$. Hence, by Chernoff bounds, when $d \geq |G_t|$, $X \geq \frac{1}{5}d$, with probability of failure that is $O(e^{-cn_0})$, for some constant $c > 0$.

For any fixed λ , this probability is at most $n_0^{-\lambda-1}$ for n_0 sufficiently large. Hence, by a union bound, $X \geq \frac{1}{5}d$ over all intervals, with probability of failure at most $1/n_0$.

Clearly, $X \leq |G_t|$. So by the above, we have that, with high probability, $\frac{1}{5}d \leq |G_t|$, which gives:

$$d \leq 5|G_t| \quad (3)$$

Finally, recall that a is the number of good IDs added during the interval. Since the number of new good IDs in $S_{t'}$ is at least $a - d$, then $|G_{t'} - G_t| \geq a - d$. Thus:

$$\begin{aligned} a &\leq |G_{t'} - G_t| + d \\ &\leq \left(\frac{3}{4}|G_{t'}| + 1\right) + 5|G_t| \\ &\leq \frac{3}{4}(|G_t| + a) + 1 + 5|G_t| \\ &\leq \frac{23}{4}|G_t| + \frac{3}{4}a + 1 \end{aligned}$$

In the above, the second step follows by applying inequalities 2 and 3, and the third step by noting that $|G_{t'}| \leq |G_t| + a$. Finally, the lemma follows by isolating a in the last inequality, to get $a \leq 23|G_t| + 4 \leq 23|S_t| + 4$ \square

Lemma 6. $d \leq \beta^2(a + 2) + 2$.

Proof. By Lemma 3, an interval intersects at most two epochs. If two epochs are intersected, let ρ, ρ' be the good join rates over the two epochs intersected, and ℓ, ℓ' be the lengths of the intersection. If a single epoch is intersected, let ρ and ρ' both equal the good join rate over that epoch, and let ℓ, ℓ' both be half the length of the intersection of the interval and the epoch. Then, in every case, from β -smoothness, we have:

$$a \geq \left\lfloor \frac{\rho\ell}{\beta} \right\rfloor + \left\lfloor \frac{\rho'\ell'}{\beta} \right\rfloor \geq \frac{\rho\ell + \rho'\ell'}{\beta} - 2$$

For which:

$$\rho\ell + \rho'\ell' \leq \beta(a + 2) \quad (4)$$

Similarly, we can bound the number of departures using β -smoothness:

$$d \leq \lceil \beta\rho\ell \rceil + \lceil \beta\rho'\ell' \rceil \leq \beta(\rho\ell + \rho'\ell') + 2 \leq \beta^2(a + 2) + 2$$

where the last step follows from inequality 4. \square

Lemma 7. $a \geq \left(\frac{1}{12(1+\beta^2)}\right) |S_{t'}| - 2 \geq 8$.

Proof. Recall that d is the number of good IDs that depart and a is the number of good IDs that join during the interval. Then:

$$\begin{aligned}
|G_{t'} \oplus G_t| &= |G_{t'} - G_t| + |G_t - G_{t'}| \\
&\leq a + d \\
&\leq a + \beta^2(a + 2) + 2 \\
&\leq (1 + \beta^2)(a + 2)
\end{aligned} \tag{5}$$

where the second to last step follows from Lemma 6.

Next, since the sets of good and bad IDs are disjoint, we have $|S_{t'} \oplus S_t| = |G_{t'} \oplus G_t| + |B_{t'} \oplus B_t|$.

Rearranging, we get:

$$\begin{aligned}
|G_{t'} \oplus G_t| &= |S_{t'} \oplus S_t| - |B_{t'} \oplus B_t| \\
&\geq \frac{5}{8} |S_{t'}| - |B_{t'} \oplus B_t| \\
&= \frac{5}{8} |S_{t'}| - (|B_{t'} - B_t| + |B_t - B_{t'}|) \\
&\geq \frac{5}{8} |S_{t'}| - \frac{|S_{t'}|}{6} - \frac{|S_t|}{6} \\
&\geq \frac{5}{8} |S_{t'}| - \frac{|S_{t'}|}{6} - \frac{13}{6} \left(\frac{|S_{t'}|}{6}\right) \\
&\geq \left(\frac{5}{8} - \frac{1}{6} - \frac{13}{36}\right) |S_{t'}| \\
&\geq \frac{|S_{t'}|}{12}
\end{aligned} \tag{6}$$

The second step follows from the definition of an interval. The third step by definition of symmetric difference. The fourth step follows from the population invariant: $|B_{t'} - B_t| \leq \frac{|S_{t'}|}{6}$ and $|B_t - B_{t'}| \leq \frac{|S_t|}{6}$. The fifth step follows from Lemma 4.

Finally, combining Inequality 5 and Inequality 6, we get:

$$(1 + \beta^2)(a + 2) \geq \frac{|S_{t'}|}{12}$$

On isolating a in the above, we get:

$$a \geq \left(\frac{1}{12(1 + \beta^2)}\right) |S_{t'}| - 2$$

Finally, substituting $\beta \leq \sqrt{\frac{n_0}{120} - 1}$ from Definition 2, we get:

$$a \geq \left(\frac{1}{12(1 + (\frac{n_0}{120} - 1))} \right) |S_{t'}| - 2 \geq \left(\frac{10}{n_0} \right) n_0 - 2 = 8$$

where the second inequality holds since $|S_{t'}| \geq n_0$. \square

Lemma 8. *Fix an interval. Let J be the join rate of good IDs over this interval, and let $\tilde{J}_G = |S_{t'}|/(t' - t)$. Then:*

$$(1/100)J \leq \tilde{J}_G \leq 30\beta^2 J$$

Proof. Recall that a is the number of good IDs that join and d is the number of good IDs that depart over the interval.

Lower bound: We have that:

$$\begin{aligned} \tilde{J}_G &= \frac{|S_{t'}|}{t' - t} \\ &\geq \frac{(6/13)|S_t|}{t' - t} \\ &\geq \frac{6/13}{t' - t} \left(\frac{a - 4}{23} \right) \\ &\geq \frac{1}{50} \left(\frac{a - 4}{t' - t} \right) \\ &\geq \frac{1}{50} \left(\frac{a - a/2}{t' - t} \right) \\ &\geq \frac{J}{100} \end{aligned}$$

The second step follows from Lemma 4; the third from Lemma 5; and the fifth from Lemma 7 (specifically that $a \geq 8$). Finally, the last step follows since, by definition, $J = a/(t' - t)$.

Upper bound: Similarly:

$$\begin{aligned}
\tilde{J}_G &= \frac{|S_{t'}|}{t' - t} \\
&\leq \frac{12(1 + \beta^2)(a + 2)}{(t' - t)} \\
&\leq 12(1 + \beta^2) \left(\frac{a}{t' - t} + \frac{2}{t' - t} \right) \\
&\leq 12(1 + \beta^2) \left(\frac{a}{t' - t} + \frac{a}{4(t' - t)} \right) \\
&\leq 12(1 + \beta^2) \left(\frac{5a}{4(t' - t)} \right) \\
&\leq 12(1 + \beta^2) \left(\frac{5J}{4} \right) \\
&\leq 15(1 + \beta^2)J \\
&\leq 30\beta^2 J
\end{aligned}$$

In the above, the second step follows from Lemma 4; the fourth step holds from Lemma 4, specifically that $a \geq 8$; the fifth step from Lemma 7 (specifically that $a \geq 8$); and the seventh holds since $J = a/(t' - t)$. The last step holds since $\beta \geq 1$ from Definition 2. \square

Lemma 9. *Fix an interval and consider any epoch that intersects this interval. Let J be the join rate of good IDs over the interval, and ρ be the join rate over the entire epoch. Then:*

$$\frac{4}{5\alpha\beta}\rho \leq J \leq \frac{4}{3}(1 + \alpha)\beta\rho$$

Proof. Fix an interval that starts at time t and ends at time t' . By Lemma 3, we know the interval intersects at most two epochs. Let ρ and ρ' be the join rate of good IDs over the two epochs intersecting the interval over say lengths ℓ and ℓ' , respectively. If only a single epoch is intersected, let ρ' and ℓ' both be 0. Then, by β -smoothness (Defn 2), we have:

$$\begin{aligned}
J &\geq \frac{1}{t' - t} \left(\left\lfloor \frac{\rho\ell}{\beta} \right\rfloor + \left\lfloor \frac{\rho'\ell'}{\beta} \right\rfloor \right) \\
&\geq \frac{1}{\beta} \left(\rho \left(\frac{\ell}{t' - t} \right) + \left(\frac{\rho}{\alpha} \right) \frac{\ell'}{t' - t} \right) - \frac{2}{\ell} \\
&\geq \frac{\rho}{\beta\alpha} \left(\frac{\ell + \ell'}{t' - t} \right) - \frac{(J(t' - t)/4)}{t' - t} \\
&\geq \frac{\rho}{\alpha\beta} - \frac{J}{4}
\end{aligned}$$

The second step follows from α -smoothness (Definition 2), and the third step follows from Lemma 7, specifically that $a \geq 8$. Isolating J in the last inequality, we get the lower bound.

Next, we prove the upper bound. Again, using β -smoothness, we have:

$$\begin{aligned}
J &\leq \frac{1}{t' - t} (\lceil \beta\rho\ell \rceil + \lceil \beta\rho'\ell' \rceil) \\
&\leq \beta \left(\rho \left(\frac{\ell}{t' - t} \right) + \alpha\rho \left(\frac{\ell'}{t' - t} \right) \right) + \frac{2}{t' - t} \\
&\leq \beta \left(\rho \left(\frac{\ell}{t' - t} \right) + \alpha\rho \left(\frac{\ell'}{t' - t} \right) \right) + \frac{(J(t' - t)/4)}{(t' - t)} \\
&\leq (1 + \alpha)\beta\rho + \frac{J}{4}
\end{aligned}$$

The second inequality follows from the α -smoothness, and the third inequality follows from Lemma 7, specifically that $a \geq 8$. Isolating J in the last inequality, we obtain the upper bound. \square

Lemma 10. *For any $i > 1$, fix intervals $i - 1$ and i , with good join rates of J_{i-1} and J_i respectively. Let \tilde{J}_{i-1} be the output of GOODJEST at the end of interval $i - 1$. Then:*

$$1/(334\alpha^3\beta^2) J_i \leq \tilde{J}_{i-1} \leq 100\alpha^3\beta^4 J_i$$

Proof. By Lemma 3, intervals i and $i - 1$ will intersect at most 4 epochs. Let ρ_1 and ρ_2 be the join rate of good IDs over the two epochs intersecting interval $i - 1$. If there is only one epoch intersected, let $\rho_2 = \rho_1$. Let ρ_3 be the good join rate over the first epoch that interval i intersects.

Lower Bound. Applying Lemma 9 to interval $i - 1$, we have:

$$J_{i-1} \geq \frac{4}{5\alpha\beta} \rho_2 \tag{7}$$

Applying Lemma 9 to interval i , we have:

$$\begin{aligned}
J_i &\leq \frac{4}{3} (1 + \alpha) \beta \rho_3 \\
&\leq \frac{4}{3} (1 + \alpha) \beta \alpha \rho_2 \\
&\leq \frac{4}{3} (1 + \alpha) \alpha \beta \left(\frac{5\alpha\beta}{4} J_{i-1} \right) \\
&= \frac{5}{3} (1 + \alpha) \alpha^2 \beta^2 J_{i-1} \\
&\leq \frac{10}{3} \alpha^3 \beta^2 J_{i-1} \\
&\leq \frac{10}{3} \alpha^3 \beta^2 \left(100 \tilde{J}_{i-1} \right) \\
&\leq 334 \alpha^3 \beta^2 \tilde{J}_{i-1}
\end{aligned}$$

The second step follow from α -smoothness, the third step follows by isolating ρ_2 in Inequality 7, the fifth step holds since $\alpha \geq 1$ from α -smoothness, the sixth step follows from Lemma 8.

Finally, isolating \tilde{J}_{i-1} in the last step of the above equation, we obtain the lower bound of our lemma statement.

Upper Bound. Similarly, by Lemma 9, the good-ID join rate in interval $i - 1$ is:

$$J_{i-1} \leq \frac{4}{3} (1 + \alpha) \beta \rho_2 \tag{8}$$

and for interval i is:

$$\begin{aligned}
J_i &\geq \frac{4}{5\alpha\beta}\rho_3 \\
&\geq \frac{4}{5\beta\alpha^2}\rho_2 \\
&\geq \frac{4}{5\beta\alpha^2} \left(\frac{3}{4(1+\alpha)\beta} J_{i-1} \right) \\
&\geq \frac{3}{5(1+\alpha)\alpha^2\beta^2} J_{i-1} \\
&\geq \frac{3}{10\alpha^3\beta^2} J_{i-1} \\
&\geq \frac{3}{10\alpha^3\beta^2} \left(\frac{\tilde{J}_{i-1}}{30\beta^2} \right) \\
&= \frac{\tilde{J}_{i-1}}{100\alpha^3\beta^4}
\end{aligned}$$

The second step follows from the α -smoothness, the third step follows from inequality 8, and the fifth step holds since $\alpha \geq 1$ from the α -smoothness. The sixth step follows from Lemma 8.

Finally, isolating \tilde{J}_{i-1} in the last step of the above equation, we obtain the lower bound. \square

4.3 Proof of Theorem 1

We now prove Theorem 1, restated below. We feel this theorem may be of independent interest for researchers using GOODJEST.

Theorem 1. *Assume the fraction of bad ID is always less than $1/6$. Fix any time step t . Let ρ be the good join rate in the epoch containing t , and let \tilde{J} be the estimate from GOODJEST at time t . Then:*

$$1/(418\alpha^4\beta^3)\rho \leq \tilde{J} \leq 267\alpha^4\beta^5\rho$$

Proof. Let $i \geq 1$ be the iteration number intersecting time step t . Then \tilde{J} in the theorem statement is the estimate calculated in iteration $i-1$; henceforth we refer to it as \tilde{J}_{i-1} . Let J_i be the good join rate over the interval i .

Upper Bound. By Lemma 10, we have:

$$\begin{aligned}
\tilde{J}_{i-1} &\leq 100\alpha^3\beta^4 J_i \\
&\leq 100\alpha^3\beta^4 \left(\frac{4}{3}(1+\alpha)\beta \right) \rho \\
&\leq 100\alpha^3\beta^4 \left(\frac{8}{3}\alpha\beta \right) \rho \\
&\leq 267\alpha^4\beta^5 \rho
\end{aligned}$$

The second step follows from Lemma 9, and the third step holds since $\alpha \geq 1$.

Lower Bound. Similarly, from Lemma 10, we have:

$$\begin{aligned}
\tilde{J}_{i-1} &\geq \frac{J_i}{334\alpha^3\beta^2} \\
&\geq \left(\frac{1}{334\alpha^3\beta^2} \right) \left(\frac{4}{5\alpha\beta} \right) \rho \\
&\geq \frac{\rho}{418\alpha^4\beta^3}
\end{aligned}$$

The second step follows from Lemma 9. □

5 ERGO - A Sybil Defense using GOODJEST

In this section, we describe ERGO. We begin with the algorithm overview in Section 5.1. Then, we develop intuition for the cost analysis of ERGO, and how it relies on GOODJEST in Section 5.2.

5.1 Overview of ERGO

We describe ERGO while referencing its pseudocode in Figure 2. Execution occurs over disjoint periods of time called *iterations*, and each iteration $i \geq 1$ consists of Steps 1 and 2.

The server initializes the system with an honest majority by issuing every ID a 1-difficult challenge.

In Step 1, each joining ID must solve a challenge of difficulty 1 plus the number of IDs that have joined within the last $1/\tilde{J}$ seconds, where \tilde{J} is the current estimate of the join rate of good IDs obtained using GOODJEST. This challenge difficulty approximates the ratio of the total join rate over the good join rate, which motivates the name ENTIRE BY RATE OF GOOD. This

algorithm always ensures provable bounds on the good spend as a function of both good churn and the adversary's spend rate (see Section 5.3).

Step 1 lasts until the earliest point in time when the number of IDs that join and depart in iteration i is at least $(1/11)|\mathcal{S}_{i-1}|$. When Step 1 ends, the server performs a *purge* by issuing a challenge of difficulty 1 to all the IDs in the system, in Step 2(a). In Step 2(b), each ID must solve the challenge within 1 round or be removed from the system. No IDs are allowed to join during a purge.

5.2 Intuition for Costs

Consider any fixed iteration. In the absence of an attack, the entrance cost should be proportional to the good join rate. This is indeed the case since the challenge difficulty is $O(1)$ corresponding to the number of (good) IDs that join within the last $1/\tilde{J} \approx 1/J$ seconds.

In contrast, if there is a large attack, then the entrance-cost function imposes a significant cost on the adversary. Consider the case where a batch of many bad IDs is rapidly injected into the system. This drives up the entrance cost since the number of IDs joining within $1/\tilde{J}$ seconds increases.

More specifically, the hard case is where the adversary's spending rate is $T = \Theta(\xi J_{\text{all}})$, where ξ is the entrance cost, and J_{all} is the join rate for all IDs. Then, the good spending rate due to the entrance cost is $\Theta(\xi J)$, and

ENTIRE BY RATE OF GOOD (ERGO)

The server runs the following code:

$\mathcal{S}_0 \leftarrow$ set of IDs that returned a valid solution to 1-difficult challenge.

\tilde{J} is set by GOODJEST which is running in parallel to the following.

For each iteration $i = 1, \dots$, do:

1. Each joining ID is assigned a challenge of difficulty equal to 1 plus the number of IDs that have joined in the last $1/\tilde{J}$ seconds of the current iteration.
2. When the number of joining and departing IDs in this iteration exceeds $|\mathcal{S}_{i-1}|/11$, perform a purge:
 - (a) Issue all IDs a challenge of difficulty 1.
 - (b) $\mathcal{S}_i \leftarrow$ set of IDs solving this challenge within 1 round.

Figure 2: Pseudocode for ERGO.



Figure 3: Illustration relating epoch, interval and iteration. The notion of an *epoch* derives from our model of churn (Section 2.1). An interval is defined by GOODJEST, specifically the times at which it sets the variable \tilde{J} (Figure 1, Step 1). An iteration is the defined by ERGO, specifically the duration between purges (Figure 2, Step 2).

the good spending rate due to purges is $\Theta(J_{\text{all}})$. When $\xi = J_{\text{all}}/J$, these two costs are asymptotically equal.

If $\xi = J_{\text{all}}/J$, then the good spend rate due to the entrance costs and purge costs is Θ of:

$$\xi J + J_{\text{all}} \leq 2J_{\text{all}} = 2\sqrt{(J_{\text{all}})^2} = 2\sqrt{J_{\text{all}}\xi J} = 2\sqrt{JT},$$

where the first inequality holds by our setting of ξ , the third step since $J_{\text{all}} = \xi J$, and the final step since $T = \xi J_{\text{all}}$. This informal analysis shows how knowledge of the good join rate can help achieve the good spend rate of Theorem 2.

5.3 Proof of Theorem 2

Here, we prove an upper bound of $1/18$ for the fraction of bad IDs that are ever in the system. Notably, this is a stronger guarantee than the $1/6$ -fraction claimed in Theorem 2. When we later replace the server with a committee (Section 7), this stronger bound will be useful.

For any iteration i , we let \mathbf{B}_i and \mathbf{G}_i respectively denote the number of bad and good IDs in the system at the end of iteration i , and we let $\mathbf{N}_i = \mathbf{B}_i + \mathbf{G}_i$.

Lemma 11. *For all iterations $i \geq 0$, $B_i \leq N_i/(18(1 - \epsilon))$.*

Proof. Recall that the server issues all IDs a 1-difficult challenge prior to iteration 0. This ensures the fraction of bad IDs at the end of iteration 0 is at most $\kappa \leq 1/18$. Thus, our lemma statement holds for $i = 0$.

Next, note that in Step 2 ending each iteration $i > 0$, the server issues a 1-difficult challenge to all IDs. Let N_i^s be the number of IDs in the system at the beginning of the purge. Recall from Section 2 that at most at most an ϵ -fraction of good IDs can depart in a round. Thus, $N_i \geq N_i^s - \epsilon N_i^s = (1 - \epsilon)N_i^s$.

Since the adversary holds at most a $\kappa \leq 1/18$ fraction of the resource, the number of bad IDs in the system at the end of iteration i is at most $N_i^s/18 \leq N_i/(18(1 - \epsilon))$. \square

Lemma 12. *The fraction of bad IDs is always less than $1/6$.*

Proof. Fix some iteration $i > 0$. Let n_i^a, b_i^a denote the total, and bad IDs that arrive over iteration i . Let n_i^d, g_i^d denote the total, and good IDs that depart over iteration i .

Recall that an iteration ends when $n_i^a + n_i^d \geq |S_{i-1}|/11$ where $|S_{i-1}| = N_{i-1}$. Thus, at any point during the iteration, we have:

$$\begin{aligned} b_i^a + g_i^d &\leq n_i^a + n_i^d \\ &\leq N_{i-1}/11 \end{aligned} \tag{9}$$

We are interested in the maximum value of the ratio of bad IDs to the total IDs at any point during the iteration. Thus, we pessimistically assume all additions of bad IDs and removals of good IDs come first in the iteration. This leads us to examine the maximum value of the ratio over the iteration:

$$\frac{B_{i-1} + b_i^a}{N_{i-1} + b_i^a - g_i^d} \leq \frac{N_{i-1}/(18(1 - \epsilon)) + b_i^a}{N_{i-1} + b_i^a - g_i^d}$$

where the above inequality follows from Lemma 11. By Equation 9, we have $g_i^d \leq N_{i-1}/11 - b_i^a$. Thus, we have:

$$\begin{aligned} \frac{N_{i-1}/(18(1 - \epsilon)) + b_i^a}{N_{i-1} + b_i^a - g_i^d} &\leq \frac{N_{i-1}/(18(1 - \epsilon)) + b_i^a}{N_{i-1} + b_i^a - (N_{i-1}/11 - b_i^a)} \\ &= \frac{1}{6} \left(\frac{N_{i-1}/(3(1 - \epsilon)) + 6b_i^a}{10N_{i-1}/11 + 2b_i^a} \right) \\ &\leq \frac{1}{6} \left(\frac{N_{i-1}/(3(1 - \epsilon))}{(10/11)N_{i-1}} + \frac{6b_i^a}{(10/11)N_{i-1}} \right) \\ &\leq \frac{1}{6} \left(\frac{11}{30(1 - \epsilon)} + \frac{(6/11)N_{i-1}}{(10/11)N_{i-1}} \right) \\ &< \frac{1}{6} \left(\frac{11}{30(11/12)} + \frac{(6/11)N_{i-1}}{(10/11)N_{i-1}} \right) \\ &= 1/6 \end{aligned}$$

The fourth step follows since $b_i^a \leq N_{i-1}/11$ by Equation 9 and the fifth step holds for $\epsilon < 1/12$. Hence, proven. \square

In the remainder of this section, we prove our resource costs. For analysis, we partition every interval of length ℓ into $\lceil \ell \tilde{J} \rceil$ **sub-intervals** of length at most $1/\tilde{J}$, where \tilde{J} is the estimate of the good join rate used in the interval. Then we have the following lemmas.

Lemma 13. *Fix a sub-interval j . Let \mathcal{T}_j be the total spending of the adversary in sub-interval j . Then, the number of bad IDs that join in this sub-interval is at most $\sqrt{2\mathcal{T}_j}$.*

Proof. Fix a sub-interval j . Let b_j be the number of bad IDs joining in the sub-interval. Then, pessimistically assuming all bad IDs join before any good IDs in a sub-interval, and using the entrance difficulty setting from Step 1 of our algorithm, we get:

$$\mathcal{T}_j \geq \sum_{i=1}^{b_j} i \geq \frac{b_j^2}{2}$$

On solving the above, we obtain the result. \square

Lemma 14. *An iteration intersects at most two intervals.*

Proof. We prove this by contradiction. Assume an iteration starts at time t_0 and intersects three or more intervals. Then, there will be at least one interval that is completely contained within the iteration. Let the first such interval start at time $t_1 \geq t_0$ and end at time $t_2 > t_1$. Let $n^a(n^d)$ be the number of IDs that join (depart) during this interval. Then:

$$n^a + n^d \geq |S_{t_1} \oplus S_{t_2}| \geq \frac{5}{8}|S_{t_2}| \geq \frac{5}{8} \left(\frac{10}{11}|S_{t_0}| \right) = \frac{25}{44}|S_{t_0}|$$

The second step follows from the definition of an interval. The third step holds since during an iteration, at most $|S_{t_0}|/11$ IDs can depart, and so the system size at time t_2 is at least $\frac{10}{11}|S_{t_0}|$.

But the number of joins and departures during the iteration is at most $|S_{t_0}|/11$ by the definition of an iteration. Thus, there is a contradiction, and so there can be at most two intervals intersecting the iteration. \square

Lemma 15. *Fix an iteration. Let \mathcal{L} be the length, and \mathcal{J} be the good join rate in this iteration. Then, the number of sub-intervals in the iteration is at most $100\alpha^3\beta^6(\mathcal{J}\mathcal{L} + 10)$.*

Proof. From Lemma 14, an iteration intersects at most two intervals. For $i \in \{1, 2\}$, let t_i denote time at which the i^{th} interval intersects the iteration for the first time; J_i be the good join rate in the i^{th} overlapping interval and

\tilde{J}_i be the estimated good join rate set at the end of interval i . If there is only one interval intersected, let $J_1 = J_2$, $\tilde{J}_1 = \tilde{J}_2$ and $t_1 = t_2$.

By Lemma 3, an interval intersects at most two epochs. So, let ρ_1 and ρ_2 be the join rate of good IDs over the two epochs that intersect with interval 1, and let ℓ_1 and ℓ_2 , respectively be the lengths of their intersection, with $\ell_2 = 0$ if there is only one such epoch. Similarly, let ρ_3 and ρ_4 be the join rate of good IDs over the two epochs that intersect with interval 2, and let ℓ_3 and ℓ_4 , respectively be the lengths of their intersection, with $\ell_4 = 0$ if there is only one such epoch. Then, from the β -smoothness property, we have:

$$\mathcal{JL} \geq \sum_{k=1}^4 \left\lfloor \frac{\rho_k \ell_k}{\beta} \right\rfloor \geq \sum_{k=1}^4 \left(\frac{\rho_k \ell_k}{\beta} - 1 \right) = \frac{1}{\beta} \sum_{k=1}^4 \rho_k \ell_k - 4 \quad (10)$$

Next, let t_0 denote the time at the start of the iteration. Then, the number of sub-intervals in the iteration is:

$$\begin{aligned} \sum_{i=1}^2 \lceil (t_i - t_{i-1}) \tilde{J}_{i-1} \rceil &\leq 100\alpha^3 \beta^4 \sum_{i=1}^2 ((t_i - t_{i-1}) J_i + 1) \\ &\leq 100\alpha^3 \beta^4 \left(2 + \sum_{k=1}^4 \lceil \beta \rho_k \ell_k \rceil \right) \\ &< 100\alpha^3 \beta^4 \left(2 + \sum_{k=1}^4 (\beta \rho_k \ell_k + 1) \right) \\ &\leq 100\alpha^3 \beta^4 \left(2\beta + \sum_{k=1}^4 (\beta \rho_k \ell_k + \beta) \right) \\ &= 100\alpha^3 \beta^5 \left(2 + \sum_{k=1}^4 \rho_k \ell_k + 4 \right) \\ &\leq 100\alpha^3 \beta^5 (\beta(\mathcal{JL} + 4) + 6) \\ &\leq 100\alpha^3 \beta^6 (\mathcal{JL} + 10) \end{aligned}$$

In the above, the first step follows from Lemma 10; the second step follows from β -smoothness; the fourth step holds since $\beta \geq 1$; the sixth step from inequality 10 by isolating the value of $\sum_{k=1}^4 \rho_k \ell_k$; and the last step holds since $\beta \geq 1$. \square

Lemma 16. *The number of good IDs that join over any sub-interval is at most $418\alpha^4\beta^4 + 1$.*

Proof. Let \tilde{J} be the estimate of the good join rate in the interval containing the sub-interval, and let ρ be the good join rate over the epoch that contains the sub-interval. Then, by β -smoothness, the number of good IDs that join over the sub-interval is at most:

$$\left\lceil \beta \rho \left(\frac{1}{\tilde{J}} \right) \right\rceil \leq \beta \rho \left(\frac{1}{\tilde{J}} \right) + 1 \leq \beta \rho \left(418\alpha^4 \beta^3 \left(\frac{1}{\rho} \right) \right) + 1 \leq 418\alpha^4 \beta^4 + 1$$

In the above, the third step follows from Theorem 1. \square

In the remainder of the proofs, we make use of the following algebraic fact that follows from the Cauchy-Schwartz inequality [36]:

Lemma 17. *Suppose that u and v are x -dimensional vectors in Euclidean space. For all $x \geq 1$:*

$$\sum_{j=1}^x \sqrt{u_j v_j} \leq \sqrt{\sum_{j=1}^x u_j \sum_{j=1}^x v_j}$$

Proof. Using the Cauchy-Schwarz inequality, we have:

$$\left(\sum_{j=1}^n \sqrt{u_j v_j} \right)^2 \leq \sum_{j=1}^n u_j \sum_{j=1}^n v_j$$

Taking the square-root of both sides, we obtain the desired result. \square

Lemma 18. *Fix an iteration. Let \mathcal{L} be the length of this iteration, \mathcal{J} be the join rate of good IDs in the iteration, and \mathcal{T} be the total resource cost to the adversary during the iteration. Then, the total entrance cost to good IDs during the iteration is:*

$$O\left(\alpha^{11/2} \beta^7 \sqrt{(\mathcal{J}\mathcal{L} + 1)\mathcal{T}} + \alpha^{11} \beta^{14} \mathcal{J}\mathcal{L}\right).$$

Proof. Fix a sub-interval j of the iteration. Let g_j (b_j) be the number of good (bad) IDs that join in sub-interval j , and \mathcal{T}_j be the resource cost to the adversary in sub-interval j . Pessimistically assuming all good IDs enter at the end of the sub-interval, the total entrance cost to good IDs in sub-interval j is at most:

$$\begin{aligned} \sum_{k=1}^{g_j} (b_j + k) &\leq g_j \left(\sqrt{2\mathcal{T}_j} + g_j \right) \\ &\leq (418\alpha^4 \beta^4 + 1) \left(\sqrt{2\mathcal{T}_j} + 418\alpha^4 \beta^4 + 1 \right) \end{aligned}$$

The first step follows from Lemma 13, and the second step follows from Lemma 16.

Suppose the iteration consists of t sub-intervals. Then, the total entrance cost to the good IDs in the iteration is:

$$\begin{aligned}
& \sum_{j=1}^t \left((418\alpha^4\beta^4 + 1) \left(\sqrt{2\mathcal{T}_j} + (418\alpha^4\beta^4 + 1) \right) \right) \\
&= (418\alpha^4\beta^4 + 1) \sum_{j=1}^t \sqrt{2\mathcal{T}_j} + (418\alpha^4\beta^4 + 1)^2 t \\
&\leq (418\alpha^4\beta^4 + 1) \sqrt{2t\mathcal{T}} + (418\alpha^4\beta^4 + 1)^2 t \\
&\leq (418\alpha^4\beta^4 + 1) \sqrt{(200\alpha^3\beta^6(\mathcal{J}\mathcal{L} + 10))\mathcal{T}} + \\
&\quad (418\alpha^4\beta^4 + 1)^2 (100\alpha^3\beta^6(\mathcal{J}\mathcal{L} + 10)) \\
&= O\left(\alpha^{11/2}\beta^7\sqrt{(\mathcal{J}\mathcal{L} + 1)\mathcal{T}} + \alpha^{11}\beta^{14}\mathcal{J}\mathcal{L}\right)
\end{aligned}$$

The second step follows from Lemma 17 and by noting that $\sum_{j=1}^t \mathcal{T}_j = \mathcal{T}$. The third step follows from using Lemma 15 to upperbound t . \square

Lemma 19. *Fix an iteration. Suppose \mathcal{L} is the length of the iteration, \mathcal{D} is the rate of departure over this iteration, \mathcal{J} is the join rate of good IDs over the iteration, and \mathcal{T} is the total resource cost to the adversary during the iteration. Then, the total spending to good IDs in this iteration is:*

$$O\left(\mathcal{D}\mathcal{L} + \alpha^{11/2}\beta^7\sqrt{(\mathcal{J}\mathcal{L} + 1)\mathcal{T}} + \alpha^{11}\beta^{14}\mathcal{J}\mathcal{L}\right).$$

Proof. Fix an iteration i . Let S_{i-1} be the set of IDs in the system at beginning of iteration i and G_i be the set of good IDs at the end of iteration i . Let t be the number of sub-intervals in the iteration; g and b be the number of good and bad IDs that join in the iteration; and d be the total number of IDs that depart in the iteration. For any sub-interval j of the iteration, let \mathcal{T}_j be the resource cost to the adversary in that sub-interval.

Each good ID solves a challenge of difficulty 1 at the end of the iteration. Hence the resource cost to good IDs due to the purge at the end of the

iteration is at most:

$$\begin{aligned}
|G_i| &\leq \frac{12}{11}|S_{i-1}| \\
&\leq \frac{12}{11}(11(d+b+g)) \\
&\leq 12\left(D\mathcal{L} + \sum_{j=1}^t \sqrt{2\mathcal{T}_j} + \mathcal{J}\mathcal{L}\right) \\
&\leq 12\left(D\mathcal{L} + \sqrt{2t \sum_{j=1}^t \mathcal{T}_j} + \mathcal{J}\mathcal{L}\right) \\
&\leq 12\left(D\mathcal{L} + \sqrt{200\alpha^3\beta^6(\mathcal{J}\mathcal{L} + 10)\mathcal{T}} + \mathcal{J}\mathcal{L}\right)
\end{aligned}$$

In the above, the first step follows since over an iteration the number of good IDs in the system can increase by at most $|S_{i-1}|/11$. The second step follows since the number of ID joins and deletions in an iteration, i.e. $d+b+g$ is at least $|S_{i-1}|/11$ (Step 2 of ERGO). The third step follows by upper bounding b using Lemma 13 to bound the number of bad IDs joining over all sub-intervals; and noting that $g = \mathcal{J}\mathcal{L}$ and $b = D\mathcal{L}$. The fourth step follows from Lemma 17. The last step follows from Lemma 15 and substituting $\sum_{j=1}^t \mathcal{T}_j = \mathcal{T}$.

Finally, using Lemma 18 for some constant c , we have that the entrance costs plus the purge cost paid by all good IDs is :

$$\begin{aligned}
&c\left(\alpha^{11/2}\beta^7\sqrt{(\mathcal{J}\mathcal{L} + 1)\mathcal{T}} + \alpha^{11}\beta^{14}\mathcal{J}\mathcal{L}\right) \\
&+ 12\left(D\mathcal{L} + \sqrt{200\alpha^3\beta^6(\mathcal{J}\mathcal{L} + 10)\mathcal{T}} + \mathcal{J}\mathcal{L}\right) \\
&= O\left(D\mathcal{L} + \alpha^{11/2}\beta^7\sqrt{(\mathcal{J}\mathcal{L} + 1)\mathcal{T}} + \alpha^{11}\beta^{14}\mathcal{J}\mathcal{L}\right)
\end{aligned}$$

Hence, proved. \square

Consider a long-lived system which undergoes an attack over some limited number of consecutive iterations. A resource bound over the period of attack, rather than over the lifetime of the system, is stronger, and may be of additional value to practitioners. Thus, we first provide this type of guarantee in Lemma 20; Theorem 2 then becomes a simple corollary of this lemma, when considered over all iterations.

For the following lemma, let \mathcal{I} be a subset of contiguous iterations containing all iterations numbered between x and y inclusive, for any x and y ,

$1 \leq x \leq y$. Let $\delta(\mathcal{I})$ be $|S_x - S_y|$; and let $\Delta(\mathcal{I})$ be $\delta(\mathcal{I})$ divided by the length of \mathcal{I} . We note that in the proof of Theorem 2, $\Delta(\mathcal{I})$ will be 0. Let $\mathbf{T}_{\mathcal{I}}$ be the adversarial spend rates over \mathcal{I} ; and let $\mathbf{J}_{\mathcal{I}}$ be the good join rate over \mathcal{I} . Then we have the following lemma.

Lemma 20. *For any subset of contiguous iterations, \mathcal{I} , starting after iteration 1, the good spend rate over \mathcal{I} is:*

$$O\left(\Delta(\mathcal{I}) + \alpha^{11/2}\beta^7\sqrt{(J_{\mathcal{I}}+1)T_{\mathcal{I}}} + \alpha^{11}\beta^{14}J_{\mathcal{I}}\right).$$

Proof. For all iterations $i \in \mathcal{I}$, let \mathcal{L}_i be the length of iteration i , \mathcal{J}_i be the good join rate in iteration i , \mathcal{D}_i be the good departure rate in iteration i , and T_i be the adversarial resource spending rate in iteration i . Then, by Lemma 19, for some constant c , we have the total spending of the good IDs over all iterations in \mathcal{I} is at most:

$$\begin{aligned} & \sum_{i \in \mathcal{I}} c \left(D_i \mathcal{L}_i + \alpha^{11/2} \beta^7 \sqrt{(\mathcal{J}_i \mathcal{L}_i + 1) T_i \mathcal{L}_i} + \alpha^{11} \beta^{14} \mathcal{J}_i \mathcal{L}_i \right) \\ & \leq c \left(\sum_{i \in \mathcal{I}} D_i \mathcal{L}_i + \alpha^{11/2} \beta^7 \sum_{i \in \mathcal{I}} \sqrt{(\mathcal{J}_i \mathcal{L}_i + 1) T_i \mathcal{L}_i} + \alpha^{11} \beta^{14} \sum_{i \in \mathcal{I}} \mathcal{J}_i \mathcal{L}_i \right) \end{aligned}$$

where the above inequality follows from Lemma 17. Dividing this inequality by $\sum_{i \in \mathcal{I}} \mathcal{L}_i$, we get:

$$\begin{aligned} & c \frac{\sum_{i \in \mathcal{I}} D_i \mathcal{L}_i}{\sum_{i \in \mathcal{I}} \mathcal{L}_i} + c \alpha^{11/2} \beta^7 \sqrt{\left(\frac{\sum_{i \in \mathcal{I}} (\mathcal{J}_i \mathcal{L}_i + 1)}{\sum_{i \in \mathcal{I}} \mathcal{L}_i} \right) \frac{\sum_{i \in \mathcal{I}} T_i \mathcal{L}_i}{\sum_{i \in \mathcal{I}} \mathcal{L}_i}} \\ & + c \alpha^{11} \beta^{14} \frac{\sum_{i \in \mathcal{I}} \mathcal{J}_i \mathcal{L}_i}{\sum_{i \in \mathcal{I}} \mathcal{L}_i} \\ & = O\left(\Delta(\mathcal{I}) + \alpha^{11/2}\beta^7\sqrt{(J_{\mathcal{I}}+1)T_{\mathcal{I}}} + \alpha^{11}\beta^{14}J_{\mathcal{I}}\right) \end{aligned}$$

Hence, proven. \square

We now prove Theorem 2, which is restated below.

Theorem 2. *Assume $\kappa \leq 1/18$. Then, with high probability, ERGO ensures that the good spend rate is $O\left(\alpha^{11/2}\beta^7\sqrt{(J+1)\bar{T}} + \alpha^{11}\beta^{14}J\right)$ and guarantees that the fraction of bad IDs in the system is always less than $1/6$.*

Proof. The resource cost bound follows immediately from Lemma 20 by noting that $\Delta(\mathcal{I}) = 0$ when \mathcal{I} is all iterations, since the system is initially empty. Then, Lemma 12 completes the proof, by showing that the fraction of bad is always less than $1/6$. \square

6 Experiments

We now report on several empirical results. First, in Section 6.1, we evaluate the performance of the GOODJEST algorithm by measuring the approximation factor for the join rate of good IDs. Then, in Section 6.2, we measure the resource burning cost, for ERGO, as a function of the adversarial cost, and compare it against prior resource burning based algorithms. Finally, in Section 6.3, we propose and implement several heuristics to improve the performance of ERGO. All our experiments were written in MATLAB.

Data Sets. Our experiments use data from the following networks:

1. *Bitcoin*: This dataset records the join and departure events of IDs in the Bitcoin network, timestamped to the second, over roughly 7 days [61].
2. *BitTorrent RedHat*: This dataset simulates the join and departure events for the BitTorrent network to obtain a RedHat ISO image. We use the Weibull distribution with shape and scale parameters of 0.59 and 41.0, respectively, from [71].
3. *Ethereum*: This dataset simulates join and departure events of IDs for the Ethereum network. Based on a study in [42], we use the Weibull distribution with shape parameter of 0.52 and scale parameter of 9.8.
4. *Gnutella*: This dataset simulates join and departure events for the Gnutella network. Based on a study in [65], we use an exponential distribution with mean of 2.3 hours for session time, and Poisson distribution with mean of 1 ID per second for the arrival rate.

6.1 Evaluating the performance of ESTIMATE

For the Bitcoin network, the system initially consists of 9212 IDs, and the join and departure events are based off the dataset from Neudecker et al. [62]. For the remaining networks, we initialize them with 10,000 IDs each, and simulate the join and departure events over 100,000 timesteps.

In our simulations, all joins and leaves from the data sets are assumed to be good IDs. The fraction of bad IDs varies to be $\in \{1/1500, 1/375, 1/94, 1/24, 1/6\}$. Additionally, we consider an attack, where the adversary injects additional bad IDs at a constant rate that can be afforded when $T = 10,000$. For every interval, we measure the ratio of the estimate from GOODJEST to the actual good join rate.

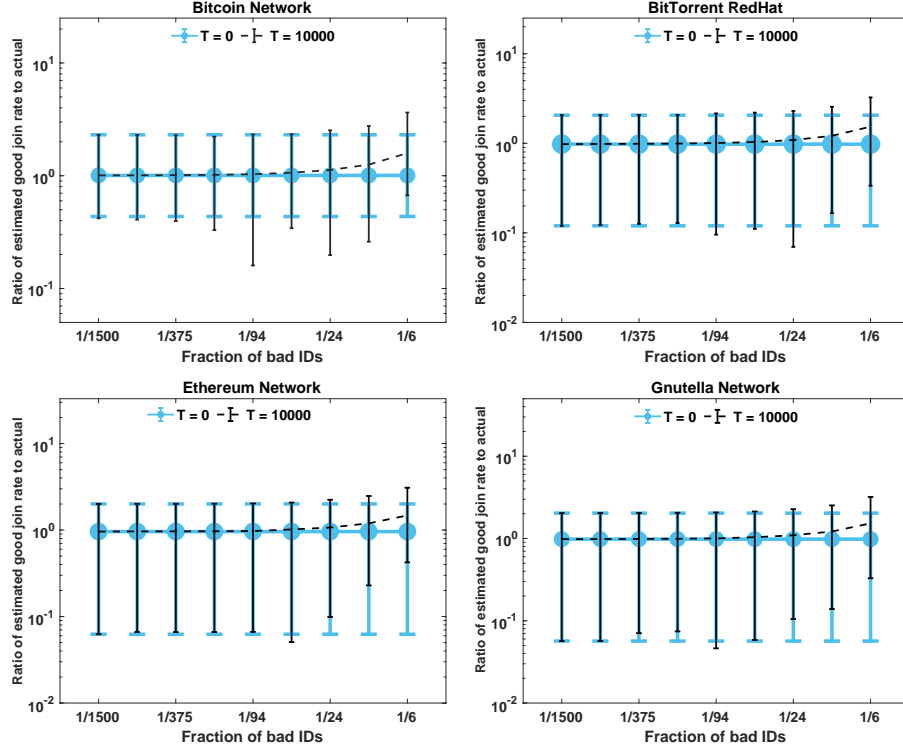


Figure 4: Ratio of \tilde{J}_i^G to $\hat{\rho}_{i-1}$ versus fraction of bad IDs in the system for GOODJEST.

We report our results in Figure 4. These plots demonstrate the robustness of GOODJEST. When $T = 0$, our estimate is always within range $(0.08, 1.2)$ of the actual good join rate. Moreover, even when $T = 10,000$, our estimate is always within range $(0.08, 4)$ of the actual good join rate.

6.2 Evaluating Computational Cost without Heuristics

We now measure the spend rate for ERGO, focusing solely on the cost of solving challenges. Throughout, we assume a cost of k for solving a challenge of difficulty k . We compare the performance of ERGO against four resource burning based Sybil defense algorithms: **GMCom** [33], **CCom** [32], **SYBILCONTROL** [43] and **REMP** (a name that uses the authors' initials) [64], summarized below.

GMCom. GMCom is like ERGO, except for two differences. First, the entrance cost is the maximum of 1, and the measured join rate in the current

iteration divided by an estimate of the good join rate. Second, the estimate of the good join rate is computed via a different heuristic.

CCOM. CCOM is the same as ERGO except the difficulty of challenge assigned to joining IDs is always 1.

SYBILCONTROL. Each ID solves a challenge to join. Additionally, each ID tests its neighbors with a challenge every 5 seconds, removing from its list of neighbors those IDs that fail to provide a solution within a fixed time period. These tests are not coordinated between IDs.

REMP. Each ID solves a challenge to join. Additionally, each ID must solve challenges every W seconds. We use Equation (4) from [64] to compute the value of spending rate per ID as:

$$\frac{L}{W} = \frac{n}{N_{attacker}} = \frac{T_{max}}{\kappa N} \quad (11)$$

where L is the cost to an ID per W seconds, n is the number of IDs that the adversary can add to the system and $N_{attacker}$ is the total number of attackers in the system. Let N be the system size, then $N_{attacker}$ is κN since the adversary has an κ fraction of resources of the network in our model. Let T_{max} be maximum number of bad IDs that can join in W seconds. Then, to guarantee that the fraction of bad IDs is less than half, $n = T_{max}$. Substituting these values in Equation 11, the total good spend rate is:

$$\mathcal{A}_{REMP} = (1 - \kappa)N \times \frac{L}{W} = \frac{(1 - \kappa)T_{max}}{\kappa} \quad (12)$$

Setup. We set $\kappa = 1/18$, and let T range over $[2^0, 2^{20}]$, where for each value of T , the system is simulated for 10,000 seconds. We also simulate the case $T = 0$. We assume that the adversary only solves challenges to add IDs to the system. For REMP, we consider two values of T_{max} , 10^4 and 10^7 . Setting $T_{max} = 10^7$ ensures correctness for all values of T considered, and $T_{max} = 10^4$ ensures correctness for $T \leq 10^4$.

Results. Figure 5 illustrates our results; we omit error bars since they are negligible. The x-axis is the adversarial spending rate, T ; and the y-axis is the good spend rate, \mathcal{A} . We cut off the plots for REMP- 10^4 and SYBILCONTROL, when they can no longer ensure that the fraction of bad IDs is less than 1/2. We also note that REMP- 10^7 only ensures a minority of bad IDs for up to $T = 10^7$.

ERGO always has a spend rate as low as the other algorithms for $T \geq 100$, and significantly less than the other algorithms for large T , with improvements that grow to about 2 orders of magnitude. In Section 6.3, our heuristics close this gap, allowing ERGO to outperform all algorithms for all $T \geq 0$.

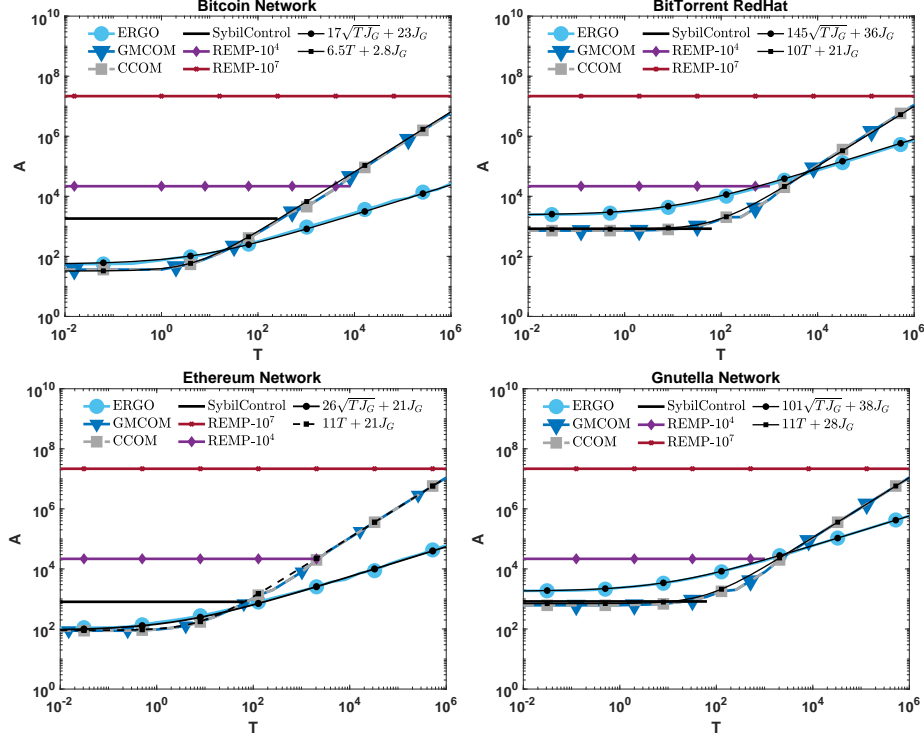


Figure 5: Algorithmic cost versus adversarial cost for ERGO, GMCOM, CCOM, SybilControl and REMP.

The spend rate for ERGO is linear in \sqrt{T} , agreeing with our analytical results. We emphasize that the benefits of ERGO are consistent over four disparate networks. These results illustrate the value of GOODJEST.

Finally, we note that ERGO guarantees a fraction of bad IDs no more than $1/6$ for all values of T . In contrast, SYBILCONTROL and REMP guarantee a fraction of bad IDs less than $1/2$ for the values of T plotted.

6.3 Heuristics

Next, we present heuristics to improve the performance of ERGO. To determine effective heuristics, we focus on two separate costs to good IDs: cost to join the system and purge cost. In studying these costs for the Bitcoin network in the absence of an attack, we find that the purge cost dominates and, therefore, we focus on reducing the purge frequency.

Heuristic 1: We align the computation of \tilde{J}_G with the end of the iteration.

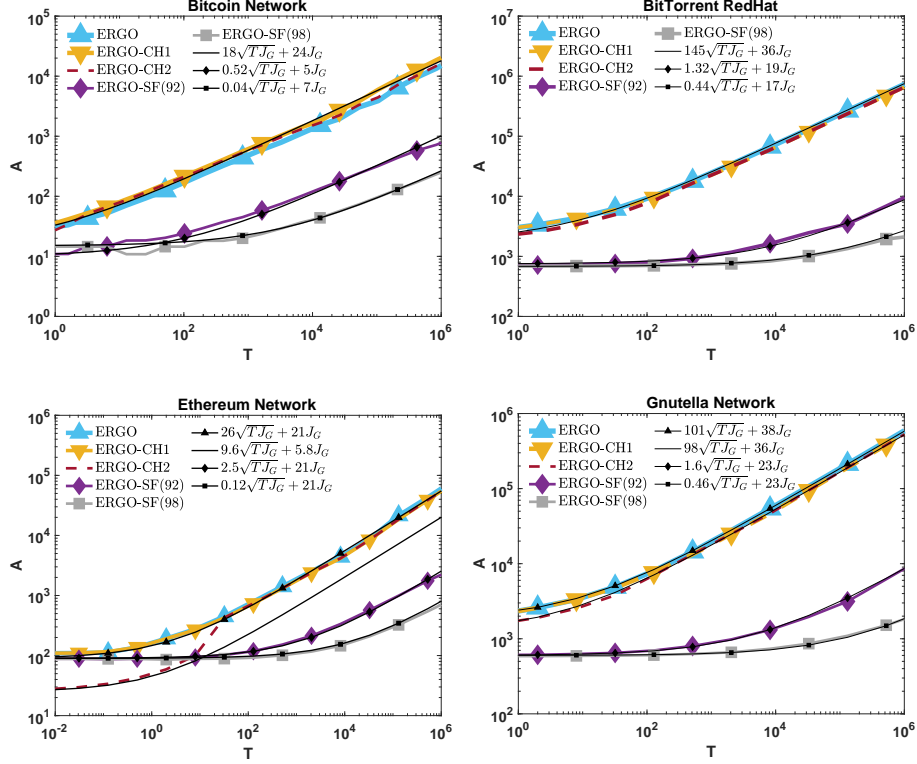


Figure 6: Algorithmic cost versus adversarial cost for ERGO and heuristics.

Specifically, at the end of an interval, we wait for the end of the current iteration to end and then obtain the estimate. This reduces the fraction of bad IDs in $|\mathcal{S}_{\text{cur}} \oplus \mathcal{S}_{i-1}|$ to at most κ -fraction.

Heuristic 2: We use the symmetric difference to determine when to do a purge. Specifically, for iteration i , if $|\mathcal{S}_{\text{cur}} \oplus \mathcal{S}_{i-1}| \geq |\mathcal{S}_{i-1}|/11$, then a purge is executed. This still ensures that the fraction of bad IDs can increase by no more than in our original specification, but it also decreases the purge frequency.

Heuristic 3: We use the estimated good-ID join rate, obtained via GOOD-JEST, to bound the maximum number of bad IDs that can have joined during an iteration. This allows us to upper-bound the fraction of bad IDs in the system and to purge only when the population invariant is at risk.

Heuristic 4: Recent works have explored the possibility of identifying bad IDs based on the network topology [24, 53]. Here we investigate how this might work in conjunction with ERGO. In our experiments, we focus on

SybilFuse [24], which has the probability of correctly classifying an ID as either good or bad as 0.92 and 0.98 based on the empirical results from Gao et al. [24] (specifically Section IV-B, last paragraph). We assume these values hold and use SybilFuse to diagnose whether a joining ID is good or bad; in the latter case, the ID is refused entry.

We evaluate the performance of these heuristics against ERGO. The experimental setup is the same as Section 6.2. We define **ERGO-CH1** using both Heuristic 1 and Heuristic 2, and **ERGO-CH2** using Heuristic 1, Heuristic 2 and Heuristic 3. In the name, the “CH” stands for combined heuristic. We define **ERGO-SF(92)** and **ERGO-SF(98)** to be ERGO using Heuristics 1, Heuristic 2, Heuristic 3 and also Heuristic 4, with the accuracy parameter of Heuristic 4 as 0.98 and 0.92, respectively. In the name, the “SF” stands for SybilFuse. We simulated Heuristic 1 in conjunction with ERGO, but, by itself, it did not yield improvements, and so we omit it from our plots.

Figure 6 illustrates our results. ERGO-SF(92) and ERGO-SF(98) reduce costs significantly during adversarial attack, with improvements of up to three orders of magnitude during the most significant attack tested. Again, these improvements are consistent across 4 different types of data sets.

7 Decentralization

When there is no server, we can run our algorithms using a *committee*: a $O(\log n_0)$ sized subset of IDs with a good majority. This committee takes over the responsibilities of the server, which means the committee runs GOODJEST and ERGO in a robust, distributed fashion. In this section, we discuss the necessary model and algorithmic modifications needed to do so.

7.1 Model Modifications

All communication among good IDs uses a broadcast primitive, DIFFUSE, which allows a good ID to send a value to all other good IDs within a known and bounded amount of time, despite an adversary. Such a primitive is a standard assumption in PoW schemes [16, 25, 27, 45]; see [49] for empirical justification. The committee uses DIFFUSE to create and issue challenges, the remaining IDs use diffuse to answer challenges.

Here, a *round* is the amount of time it takes to solve a 1-hard challenge plus time for communication between the *committee* and corresponding ID

in order to issue the challenge and returning a solution. Recall that, in any round, up to a small constant fraction of the good IDs in the system can depart. This ensures that not too many good IDs leave the committee before they can be replaced.

7.2 Committee and System Initialization

GENID. To initialize our system, we make use of a distributed algorithm called GENID. After it is run, GENID guarantees that (1) all good IDs agree on the same set of IDs; and (2) at most a κ -fraction of IDs in that set are bad. Additionally, GENID ensures that all good IDs agree on a committee of logarithmic size with a majority of good IDs. There are several implementations of the GENID algorithm [2, 4, 37, 40]. The implementation in [2], makes use of computational challenges, and runs in expected $O(1)$ rounds, and, in expectation, requires each good ID to send $O(n)$ bits, and solve $O(1)$ 1-hard challenges.

7.3 Use and Maintenance of Committee

The committee uses *State Machine Replication (SMR)* [1] to agree on an ordering of network events so as to execute GOODJEST and ERGO in parallel. To run SMR, the following invariant must be maintained.

Committee Invariant *There is always a committee, of size logarithmic in the current system size, known to all IDs. This committee always has at least a $7/8$ fraction of good IDs.*

To maintain this invariant, a new committee is elected by the old committee at the end of each iteration. In particular, at the end of iteration i , the old committee selects a committee of size $C \log |S_i|$, where $C > 1$ is a sufficiently large constant. This committee selection process is a classic problem in reliable distributed computing; Awerbuch and Scheideler describe an efficient algorithm to solve it when the initial committee has a minority of bad IDs [11].

With the modifications above, ERGO gives the following guarantees (proof in Section 7.4):

Theorem 21. *For $\kappa \leq 1/18$, ERGO ensures that the good spend rate is $O\left(\alpha^6 \beta^4 \left(\sqrt{T(J+1)} + J\right)\right)$, and guarantees both the Committee Invariant and the Population Invariant.*

7.4 Proof of Theorem 21

In the next lemma, we prove the committee invariant.

Lemma 22. *The following holds for all iterations $i > 0$, with high probability. ERGO maintains a committee with at least a $7/8$ fraction of good IDs. Moreover, this committee has size between $(7/9)C \log |S_i|$ and $C \log |S_i|$, for $C = 3300(\gamma + 1)$.*

Proof. For iteration $i = 0$, the lemma holds true by properties of the GENID algorithm used to initialize the system (See Section 5.1, and Lemma 6 of [82]).

Fix an iteration $i > 0$. Recall that a new committee is elected by the existing committee at the end of an iteration by selecting $C \log |S_i|$ IDs independently and uniformly at random from the set S_i , for a sufficiently large constant $C > 0$, defined concretely later in this proof. Let X_G (X_B) be random variables for the number of good (bad) IDs, respectively elected to the new committee at the end of iteration i . Then:

$$\begin{aligned}
 E[X_G] &= \frac{|G_i|}{|S_i|} C \log |S_i| \\
 &= \left(1 - \frac{|B_i|}{|S_i|}\right) C \log |S_i| \\
 &\geq \left(1 - \frac{1}{18(1-\epsilon)}\right) C \log |S_i| \\
 &\geq \left(1 - \frac{1}{18(11/12)}\right) C \log |S_i| \\
 &= \frac{31}{33} C \log |S_i|
 \end{aligned} \tag{13}$$

In the above, the third step follows from Lemma 11 and fourth step since $\epsilon < 1/12$.

Similarly, the expected number of bad IDs elected into the committee is:

$$E[X_B] = \frac{|B_i|}{|S_i|} C \log |S_i| \leq \frac{1}{18(1-\epsilon)} C \log |S_i| \tag{14}$$

Next, by Chernoff bounds [81], for any constant $0 < \delta < 1$:

$$\begin{aligned}
 Pr \left(X_G \leq (1-\delta) \frac{31}{33} C \log |S_i| \right) &\leq \exp \left\{ -\frac{31\delta^2 C \log |S_i|}{66} \right\} \\
 &= |S_i|^{-\frac{31C\delta^2}{66}} \\
 &\leq n_0^{-(\gamma+1)}
 \end{aligned}$$

The last step holds for all $C \geq \frac{66(\gamma+1)}{31\delta^2}$. For $\delta = 13/310$, we obtain that the number of good IDs in the committee is at least $(9/10)C \log |S_i|$ w.h.p.

Again:

$$\begin{aligned} \Pr \left(X_B \geq (1 + \delta) \frac{2}{33} C \log |S_i| \right) &\leq \exp \left\{ -\frac{2\delta^2 C \log |S_i|}{99} \right\} \\ &= |S_i|^{-\frac{2C\delta^2}{99}} \\ &\leq n_0^{-(\gamma+1)} \end{aligned}$$

The last step holds for all $C \geq \frac{99(\gamma+1)}{2\delta^2}$. For $\delta = 13/20$, we obtain that the number of bad IDs in the committee is at most $(1/10)C \log |S_i|$ w.h.p.

Next, let Y_g be the number of good IDs that depart from the committee during iteration i . Note that the number of good departures in iteration i is at most $|S_{i-1}|/11$. Then, since each departing good ID is selected independently and uniformly at random (See Section 2), we obtain:

$$\begin{aligned} E[Y_g] &\leq \frac{|S_{i-1}|}{11} \left(\frac{C \log |S_i|}{|S_i|} \right) \\ &\leq \left(\frac{11|S_i|/10}{11} \right) \frac{C \log |S_i|}{|S_i|} \\ &= \frac{C}{10} \log |S_i| \end{aligned} \tag{15}$$

In the above, the second step holds since over an iteration at most $|S_{i-1}|/11$ IDs depart, so $|S_i| \geq 10|S_{i-1}|/11$.

Again, using Chernoff bounds, we have:

$$\begin{aligned} \Pr \left(Y_g \geq (1 + \delta') \frac{C}{10} \log |S_i| \right) &\leq \exp \left\{ -\frac{\delta'^2 C}{30} \log |S_i| \right\} \\ &= |S_i|^{-\delta'^2 C/30} \\ &\leq n_0^{-(\gamma+1)} \end{aligned}$$

where the first step holds for any constant $0 < \delta' < 1$ and the last step holds for all $C \geq \frac{30(\gamma+1)}{\delta'^2}$. Thus, for $\delta' = 1/9$, the number of good IDs in the committee is always greater than $(9/10)C \log |S_i| - (1/9)C \log |S_i| = (71/90)C \log |S_i|$.

Next, the fraction of good IDs in the committee is minimized when only good IDs depart from the committee. Thus, the fraction of good IDs in the

committee is always at least:

$$\frac{(71/90)C \log |S_i|}{C \log |S_i| - (1/9)C \log |S_i|} > \frac{7}{8}$$

To bound the committee size, note that the committee always has a number of IDs at least

$$C \log |S_i| - (1/10)C \log |S_i| - (1/9)C \log |S_i| > (7/9)C \log |S_i|$$

Finally, we use a union bound over all n_0^γ iterations to show that the above facts hold, with high probability, for all of them. \square

The proof of Theorem 21 follows from Lemma 22 and Lemma 20.

8 Conclusion

We have presented two algorithms for defending systems against a resource-bounded Sybil adversary. The first is GOODJEST, which estimates the good join rate, so long as the fraction of bad IDs in the system is sufficiently limited. The second is ERGO, which employs resource-burning to limit the fraction of bad IDs in the system at all times, and gain an advantage over a Sybil adversary under churn that cannot be tolerated by previous approaches. We have also proposed heuristics that yield improved performance. Our experiments illustrate that ERGO significantly decreases algorithmic resource costs when compared to other Sybil defenses.

Many open problems remain. First, can we apply the results in this paper to build and maintain a Sybil-resistant distributed hash table (DHT) [72]? To the best of our knowledge, there is no such result that ensures the good IDs pay a cost that is slowly growing function of both the good churn rate and the cost paid by an attacker. Second, can we improve the costs in this paper? In [31], there is a lower bound that asymptotically matches when α and β are both constants. However, this lower bound only holds for a certain class of algorithms. Can we improve the lower bound to hold for arbitrary algorithms and any values of α and β ?

References

- [1] I. Abraham, D. Malkhi, K. Nayak, L. Ren, and M. Yin. Sync HotStuff: simple and practical synchronous state machine replication. *IACR Cryptology ePrint Archive*, 2019:270, 2019.

- [2] A. Aggarwal, M. Movahedi, J. Saia, and M. Zamani. Bootstrapping public blockchains without a trusted setup. In *Proceedings of the 2019 ACM Symposium on Principles of Distributed Computing*, pages 366–368, 2019.
- [3] Alyssa Hertig. Ethereum’s Big Switch: The New Roadmap to Proof-of-Stake. www.coindesk.com/ethereums-big-switch-the-new-roadmap-to-proof-of-stake/.
- [4] M. Andrychowicz and S. Dziembowski. Pow-based distributed cryptography with no trusted setup. In *Proceedings of the Annual Cryptology Conference*, pages 379–399. Springer, 2015.
- [5] J. Augustine, A. R. Molla, E. Morsy, G. Pandurangan, P. Robinson, and E. Upfal. Storage and Search in Dynamic Peer-to-peer Networks. In *Proceedings of the Twenty-fifth Annual ACM Symposium on Parallelism in Algorithms and Architectures (SPAA)*, pages 53–62, 2013.
- [6] J. Augustine, G. Pandurangan, and P. Robinson. Fast Byzantine Agreement in Dynamic Networks. In *Proceedings of the ACM Symposium on Principles of Distributed Computing (PODC)*, pages 74–83, 2013.
- [7] J. Augustine, G. Pandurangan, and P. Robinson. Fast Byzantine Leader Election in Dynamic Networks. In *International Symposium on Distributed Computing (DISC)*, pages 276–291. Springer, 2015.
- [8] J. Augustine, G. Pandurangan, P. Robinson, S. Roche, and E. Upfal. Enabling Robust and Efficient Distributed Computation in Dynamic Peer-to-Peer Networks. In *Proceedings of the IEEE 56th Annual Symposium on Foundations of Computer Science (FOCS)*, pages 350–369, 2015.
- [9] J. Augustine, G. Pandurangan, P. Robinson, and E. Upfal. Towards Robust and Efficient Computation in Dynamic Peer-to-peer Networks. In *Proceedings of the Twenty-third Annual ACM-SIAM Symposium on Discrete Algorithms (SODA)*, pages 551–569, 2012.
- [10] B. Awerbuch and C. Scheideler. Group Spreading: A Protocol for Provably Secure Distributed Name Service. In *31st International Colloquium on Automata, Languages, and Programming (ICALP)*, pages 183–195, 2004.

- [11] B. Awerbuch and C. Scheideler. Robust Random Number Generation for Peer-to-peer Systems. In *10th International Conference On Principles of Distributed Systems (OPODIS)*, pages 275–289, 2006.
- [12] B. Awerbuch and C. Scheideler. Towards a Scalable and Robust DHT. In *Proceedings of the 18th ACM Symposium on Parallelism in Algorithms and Architectures (SPAA)*, pages 318–327, 2006.
- [13] B. Awerbuch and C. Scheideler. Towards Scalable and Robust Overlay Networks. In *Proceedings of the 6th International Workshop on Peer-to-Peer Systems (IPTPS)*, page n. pag., 2007.
- [14] H. S. Baird, M. A. Moll, and S.-Y. Wang. Scattertype: A legible but hard-to-segment captcha. In *Eighth International Conference on Document Analysis and Recognition (ICDAR’05)*, pages 935–939. IEEE, 2005.
- [15] M. Ball, A. Rosen, M. Sabin, and P. N. Vasudevan. Proofs of work from worst-case assumptions. In *Annual International Cryptology Conference (CRYPTO)*, pages 789–819. Springer, 2018.
- [16] BitcoinWiki. BitcoinWiki Network. https://en.bitcoin.it/wiki/Network#Standard_relaying.
- [17] CoinDesk. Think Tank Reignites Debate Over Bitcoin Mining’s Environmental Effects. <http://www.coindesk.com/think-tank-debate-bitcoin-mining-environment/>, 2015.
- [18] CoinDesk. Vulnerable? Ethereum’s Casper Tech Takes Criticism at Curacao Event. 2018. <https://www.coindesk.com/fundamentally-vulnerable-ethereums-casper-tech-takes-criticism-curacao>.
- [19] G. Danezis, C. Lesniewski-Laas, M. F. Kaashoek, and R. Anderson. Sybil-Resistant DHT Routing. In *Proceedings of the 10th European Symposium On Research In Computer Security (ESORICS)*, pages 305–318, 2005.
- [20] J. Douceur. The Sybil Attack. In *Proceedings of the Second International Peer-to-Peer Symposium (IPTPS)*, pages 251–260, 2002.
- [21] C. Dwork and M. Naor. Pricing via Processing or Combatting Junk Mail. In *Proceedings of the 12th Annual International Cryptology Conference on Advances in Cryptology*, pages 139–147, 1993.

- [22] J. Falkner, M. Piatek, J. P. John, A. Krishnamurthy, and T. Anderson. Profiling a Million User DHT. In *7th ACM SIGCOMM Conference on Internet Measurement*, pages 129–134, 2007.
- [23] A. Fiat, J. Saia, and M. Young. Making Chord Robust to Byzantine Attacks. In *Proceedings of the 13th European Symposium on Algorithms (ESA)*, pages 803–814, 2005.
- [24] P. Gao, B. Wang, N. Z. Gong, S. R. Kulkarni, K. Thomas, and P. Mittal. Sybilfuse: Combining local attributes with global structure to perform robust sybil detection. In *2018 IEEE Conference on Communications and Network Security (CNS)*, pages 1–9, 2018. <https://www.princeton.edu/~pmittal/publications/sybilfuse-cns18.pdf>.
- [25] J. Garay, A. Kiayias, and N. Leonardos. The Bitcoin Backbone Protocol: Analysis and Applications. In *Proceedings of 34th Annual International Conference on the Theory and Applications of Cryptographic Techniques (EUROCRYPT)*, pages 281–310, 2015.
- [26] S. Gil, S. Kumar, M. Mazumder, D. Katabi, and D. Rus. Guaranteeing Spoof-Resilient Multi-Robot Networks. In *Proceedings of Robotics: Science and Systems*, Rome, Italy, July 2015.
- [27] Y. Gilad, R. Hemo, S. Micali, G. Vlachos, and N. Zeldovich. Algorand: Scaling Byzantine Agreements for Cryptocurrencies. In *Proceedings of the 26th Symposium on Operating Systems Principles (SOSP)*, pages 51–68, 2017.
- [28] S. Gilbert, C. Newport, and C. Zheng. Who Are You? Secure Identities in Ad Hoc Networks. In *Proceedings of the 28th International Symposium on Distributed Computing (DISC)*, pages 227–242, 2014.
- [29] S. Gilbert and C. Zheng. SybilCast: Broadcast on the Open Airwaves. In *Proceedings of the 25th Annual ACM Symposium on Parallelism in Algorithms and Architectures (SPAA)*, pages 130–139, 2013.
- [30] R. Guerraoui, F. Huc, and A.-M. Kermarrec. Highly Dynamic Distributed Computing with Byzantine Failures. In *Proceedings of the 2013 ACM Symposium on Principles of Distributed Computing (PODC)*, pages 176–183, 2013.
- [31] D. Gupta, J. Saia, and M. Young. Proof of Work Without All the Work. *arXiv preprint arXiv:1708.01285*, 2017.

- [32] D. Gupta, J. Saia, and M. Young. Proof of Work Without All the Work. In *Proceedings of the 19th International Conference on Distributed Computing and Networking (ICDCN)*, 2018.
- [33] D. Gupta, J. Saia, and M. Young. Peace through superior puzzling: An asymmetric sybil defense. In *33rd IEEE International Parallel and Distributed Processing Symposium (IPDPS)*, 2019.
- [34] D. Gupta, J. Saia, and M. Young. Bankrupting sybil despite churn. 2020.
- [35] D. Gupta, J. Saia, and M. Young. Invited paper: Resource burning for permissionless systems. In *Accepted to the 27th International Conference on Structural Information and Communication Complexity (SIROCCO)*, 2020.
- [36] R. A. Horn and C. R. Johnson. *Matrix analysis*. Cambridge university press, 2012.
- [37] R. Hou, I. Jahja, L. Luu, P. Saxena, and H. Yu. Randomized view reconciliation in permissionless distributed systems. *IEEE INFOCOM 2018-IEEE Conference on Computer Communications*, pages 2528–2536, 2018.
- [38] M. O. Jaiyeola, K. Patron, J. Saia, M. Young, and Q. M. Zhou. Tiny groups tackle byzantine adversaries. In *2018 IEEE International Parallel and Distributed Processing Symposium (IPDPS)*, pages 1030–1039. IEEE, 2018.
- [39] R. John, J. P. Cherian, and J. J. Kizhakkethottam. A Survey of Techniques to Prevent Sybil Attacks. In *Proc. of the Intl. Conference on Soft-Computing and Networks Security (ICSNS)*, pages 1–6, 2015.
- [40] J. Katz, A. Miller, and E. Shi. Pseudonymous secure computation from time-lock puzzles. *Citeseer*, 2014.
- [41] A. Kiayias, A. Russell, B. David, and R. Oliynykov. *Ouroboros: A Provably Secure Proof-of-Stake Blockchain Protocol*, pages 357–388. 2017.
- [42] S. K. Kim, Z. Ma, S. Murali, J. Mason, A. Miller, and M. Bailey. Measuring ethereum network peers. In *Proceedings of the Internet Measurement Conference 2018*, pages 91–104, 2018.

- [43] F. Li, P. Mittal, M. Caesar, and N. Borisov. SybilControl: Practical Sybil Defense with Computational Puzzles. In *Proceedings of the Seventh ACM Workshop on Scalable Trusted Computing*, pages 67–78, 2012.
- [44] Y. Liu, D. R. Bild, R. P. Dick, Z. M. Mao, and D. S. Wallach. The Mason Test: A Defense Against Sybil Attacks in Wireless Networks Without Trusted Authorities. *IEEE Transactions on Mobile Computing*, 14(11):2376–2391, 2015.
- [45] L. Luu, V. Narayanan, C. Zheng, K. Baweja, S. Gilbert, and P. Saxena. A Secure Sharding Protocol For Open Blockchains. In *Proc. of the 2016 ACM SIGSAC Conference on Computer and Communications Security (CCS)*, pages 17–30, 2016.
- [46] D. Malkhi. The BFT lens: Hot-Stuff and Casper, 2018. <https://dahliamalkhi.wordpress.com/2018/03/13/casper-in-the-lens-of-bft/>.
- [47] Ars Technica. Mining bitcoins takes power, but is it an Environmental Disaster? <http://arstechnica.com/business/2013/04/mining-bitcoins-takes-power-but-is-it-an-environmental-disaster>, 2013.
- [48] The Economist. Why bitcoin uses so much energy. <https://www.economist.com/the-economist-explains/2018/07/09/why-bitcoin-uses-so-much-energy>, 2018.
- [49] A. Miller, J. Litton, A. Pachulski, N. Spring, N. Gupta, D. Levin, and B. Bhattacharjee. Discovering Bitcoin’s Public Topology and Influential Nodes, 2015. <http://cs.umd.edu/projects/coinscope/coinscope.pdf>.
- [50] D. L. Mills. On the accuracy and stability of clocks synchronized by the network time protocol in the internet system. *SIGCOMM Comput. Commun. Rev.*, 20(1):65–75, Dec. 1989.
- [51] D. L. Mills. Internet time synchronization: the network time protocol. *IEEE Transactions on Communications*, 39(10):1482–1493, 1991.
- [52] D. L. Mills. Improved algorithms for synchronizing computer network clocks. *IEEE/ACM Transactions on Networking*, 3(3):245–254, 1995.

- [53] S. Misra, A. S. M. Tayeen, and W. Xu. Sybilexposer: An effective scheme to detect sybil communities in online social networks. In *2016 IEEE International Conference on Communications (ICC)*, pages 1–6. IEEE, 2016.
- [54] A. Mohaisen and S. Hollenbeck. Improving Social Network-Based Sybil Defenses by Rewiring and Augmenting Social Graphs. In *Proceedings of the 14th International Workshop on Information Security Applications (WISA)*, pages 65–80, 2014.
- [55] A. Mohaisen and J. Kim. The Sybil Attacks and Defenses: A Survey. *Smart Computing Review*, 3(6):480–489, 2013.
- [56] D. Mónica, L. Leitao, L. Rodrigues, and C. Ribeiro. On the Use of Radio Resource Tests in Wireless Ad-Hoc Networks. In *Proceedings of the 3rd Workshop on Recent Advances on Intrusion-Tolerant Systems*, pages F21–F26, 2009.
- [57] M. Moradi and M. Keyvanpour. Captcha and its alternatives: A review. *Security and Communication Networks*, 8(12):2135–2156, 2015.
- [58] T. Moran and I. Orlov. Simple proofs of space-time and rational proofs of storage. In *Annual International Cryptology Conference*, pages 381–409. Springer, 2019.
- [59] S. Nakamoto. Bitcoin: A Peer-to-Peer Electronic Cash System, 2008. <http://bitcoin.org/bitcoin.pdf>.
- [60] T. Neudecker. Bitcoin Cash (BCH) Sybil Nodes on the Bitcoin Peer-to-Peer Network, 2017. http://dsn.tm.kit.edu/publications/files/332/bch_sybil.pdf.
- [61] T. Neudecker. Personal correspondence, 2019.
- [62] T. Neudecker, P. Andelfinger, and H. Hartenstein. Timing analysis for inferring the topology of the bitcoin peer-to-peer network. In *Proceedings of the 13th IEEE International Conference on Advanced and Trusted Computing (ATC)*, July 2016.
- [63] J. Newsome, E. Shi, D. Song, and A. Perrig. The Sybil Attack in Sensor Networks: Analysis & Defenses. In *Proceedings of the 3rd International Symposium on Information Processing in Sensor Networks (IPSN)*, pages 259–268, 2004.

- [64] H. Rowaihy, W. Enck, P. McDaniel, and T. La Porta. Limiting sybil attacks in structured peer-to-peer networks. In *Proceedings of IEEE Infocom Mini-Symposium. IEEE Press, Washington, DC, USA*, pages 1201–1206, 2005.
- [65] H. Rowaihy, W. Enck, P. McDaniel, and T. La Porta. Limiting Sybil attacks in structured p2p networks. In *IEEE International Conference on Computer Communications (INFOCOM)*, pages 2596–2600, 2007.
- [66] C. Scheideler. How to spread adversarial nodes? rotate! In *Proceedings of the Thirty-Seventh Annual ACM Symposium on Theory of Computing (STOC)*, 2005.
- [67] C. Scheideler and S. Schmid. A Distributed and Oblivious Heap. In *Proceedings of the 36th International Colloquium on Automata, Languages and Programming: Part II, ICALP '09*, pages 571–582, 2009.
- [68] M. Sherr, M. Blaze, and B. T. Loo. Veracity: Practical Secure Network Coordinates via Vote-based Agreements. In *Proceedings of the USENIX Annual Technical Conference*, pages 13 –13, 2009.
- [69] A. Shoker. Sustainable blockchain through proof of exercise. In *2017 IEEE 16th International Symposium on Network Computing and Applications (NCA)*, pages 1–9. IEEE, 2017.
- [70] I. Stoica, R. Morris, D. Karger, M. F. Kaashoek, and H. Balakrishnan. Chord: A scalable peer-to-peer lookup service for internet applications. In *Conference on Applications, Technologies, Architectures, and Protocols for Computer Communications (SIGCOMM)*, pages 149–160, 2001.
- [71] D. Stutzbach and R. Rejaie. Understanding Churn in Peer-to-peer Networks. In *Proceedings of the 6th ACM SIGCOMM Conference on Internet Measurement (IMC)*, pages 189–202, New York, NY, USA, 2006. ACM.
- [72] G. Urdaneta, G. Pierre, and M. van Steen. A Survey of DHT Security Techniques. *ACM Computing Surveys*, 43(2):1–53, 2011.
- [73] L. Von Ahn, M. Blum, N. J. Hopper, and J. Langford. Captcha: Using hard ai problems for security. In *International conference on the theory and applications of cryptographic techniques*, pages 294–311. Springer, 2003.

- [74] L. Von Ahn, B. Maurer, C. McMillen, D. Abraham, and M. Blum. re-captcha: Human-based character recognition via web security measures. *Science*, 321(5895):1465–1468, 2008.
- [75] M. Walfish, M. Vutukuru, H. Balakrishnan, D. Karger, and S. Shenker. DDoS Defense by Offense. *ACM Transactions on Computer Systems*, 28(1):3, 2010.
- [76] L. Wang and J. Kangasharju. Real-World Sybil Attacks in BitTorrent Mainline DHT. In *IEEE Global Communications Conference (GLOBECOM)*, pages 826–832, 2012.
- [77] L. Wang and J. Kangasharju. Measuring Large-Scale Distributed Systems: Case of BitTorrent Mainline DHT. In *IEEE 13th International Conference on Peer-to-Peer Computing (P2P)*, pages 1–10, 2013.
- [78] W. Wei, F. Xu, C. C. Tan, and Q. Li. SybilDefender: A Defense Mechanism for Sybil Attacks in Large Social Networks. *IEEE Transactions on Parallel & Distributed Systems*, 24(12):2492–2502, 2013.
- [79] Z. Yang, C. Wilson, X. Wang, T. Gao, B. Y. Zhao, and Y. Dai. Uncovering Social Network Sybils in the Wild. In *Proceedings of the 2011 ACM SIGCOMM Conference on Internet Measurement Conference (IMC)*, pages 259–268, 2011.
- [80] M. Young, A. Kate, I. Goldberg, and M. Karsten. Towards Practical Communication in Byzantine-Resistant DHTs. *IEEE/ACM Transactions on Networking*, 21(1):190–203, Feb. 2013.
- [81] Michael Mitzenmacher and Eli Upfal. *Probability and Computing: Randomization and Probabilistic Techniques in Algorithms and Data Analysis*. Cambridge University Press, 2017.
- [82] Marcin Andrychowicz, Stefan Dziembowski, Daniel Malinowski, and Łukasz Mazurek. Modeling bitcoin contracts by timed automata. In *International Conference on Formal Modeling and Analysis of Timed Systems*, pages 7–22. Springer, 2014.
- [83] H. Yu, M. Kaminsky, P. B. Gibbons, and A. Flaxman. SybilGuard: Defending Against Sybil Attacks via Social Networks. *Proceedings of the 2006 Conference on Applications, Technologies, Architectures, and Protocols for Computer Communications (SIGCOMM)*, 36:267–278, Aug. 2006.