

# Quasi-maximum Likelihood Inference for Linear Double Autoregressive Models

Hua Liu, Songhua Tan and Qianqian Zhu

*School of Statistics and Management*

*Shanghai University of Finance and Economics*

## Abstract

This paper investigates the quasi-maximum likelihood inference including estimation, model selection and diagnostic checking for linear double autoregressive (DAR) models, where all asymptotic properties are established under only fractional moment of the observed process. We propose a Gaussian quasi-maximum likelihood estimator (G-QMLE) and an exponential quasi-maximum likelihood estimator (E-QMLE) for the linear DAR model, and establish the consistency and asymptotic normality for both estimators. Based on the G-QMLE and E-QMLE, two Bayesian information criteria are proposed for model selection, and two mixed portmanteau tests are constructed to check the adequacy of fitted models. Moreover, we compare the proposed G-QMLE and E-QMLE with the existing doubly weighted quantile regression estimator in terms of the asymptotic efficiency and numerical performance. Simulation studies illustrate the finite-sample performance of the proposed inference tools, and a real example on the Bitcoin return series shows the usefulness of the proposed inference tools.

*Keywords:* Double autoregressive models; Model selection; Portmanteau test; Quasi-maximum likelihood estimation.

# 1 Introduction

Many conditional heteroscedastic models have been proposed to capture the time-varying volatility of financial and economic time series, and among them, the autoregressive conditional heteroscedastic (ARCH) and generalized autoregressive conditional heteroscedastic (GARCH) models (Engle, 1982; Bollerslev, 1986) are very popular examples. However, the conditional mean and conditional heteroscedasticity usually appear simultaneously in time series, and ignoring the specification of the conditional mean can lead to inaccurate inference for the volatility (Li et al., 2002). Therefore, it is of vital importance to jointly model the conditional mean and volatility. As a specification for this purpose, the linear double autoregressive (DAR) model is proposed by Zhu et al. (2018). It has the form of

$$y_t = \sum_{i=1}^p \alpha_i y_{t-i} + \eta_t \left( \omega + \sum_{i=1}^p \beta_i |y_{t-i}| \right), \quad (1.1)$$

where  $\omega > 0$ ,  $\beta_i \geq 0$  for  $1 \leq i \leq p$ , and  $\{\eta_t\}$  are independent and identically distributed (*i.i.d.*) random variables. Model (1.1) assumes a linear structure for the conditional standard deviation, which makes it less sensitive to extreme values and thus can lead to more robust inference than models with linear structure for the conditional variance; see also Taylor (2008), Xiao and Koenker (2009) and Zhu et al. (2018). Model (1.1) has a novel property that it enjoys a larger parameter space than AR and AR-ARCH models. For example, with  $p = 1$  it can be stationary even if  $|\alpha_1| > 1$ , which is impossible for AR and AR-ARCH models.

A doubly weighted quantile regression estimator (DWQRE) is introduced by Zhu et al. (2018) for model (1.1) with  $\omega = 1$  for identification. The DWQRE combines the self-weighted quantile regression estimators at multiple quantile levels linearly through weighting matrices, and it requires no moment restriction on the observed process  $\{y_t\}$  to establish its asymptotic properties. This is another novel property that makes model (1.1) to enjoy robust inference and thus can be used to handle heavy-tailed data. Zhu et al. (2018) has shown that, as the total number of quantile levels goes to infinity, the optimal DWQRE can approach the efficiency of the maximum likelihood estimator (MLE) under certain conditions defined at (2.3) in Section 2.3. However, combining the self-weighted quantile regression estimators at infinite quantile levels is infeasible in prac-

tice, and, more importantly, conditions (2.3) imply that the DWQRE is generally less efficient than the MLE if the conditional mean structure exists. Furthermore, the two-step estimation procedure of the DWQRE is more complex than the one-step maximum likelihood estimation (MLE) or quasi-maximum likelihood estimation (QMLE) method. As far as we know, no literatures have studied the QMLE for model (1.1). This motivates us to investigate the QMLE related inference in the framework of model (1.1).

Model (1.1) is originally motivated by the double autoregressive (DAR) model proposed by Ling (2004, 2007a). The DAR model is defined as

$$y_t = \sum_{i=1}^p \alpha_i y_{t-i} + \varepsilon_t \sqrt{\omega + \sum_{i=1}^p \beta_i y_{t-i}^2}, \quad (1.2)$$

where  $\omega > 0$ ,  $\beta_i \geq 0$  for  $1 \leq i \leq p$ , and  $\{\varepsilon_t\}$  are *i.i.d.* random variables. Model (1.2) is a special case of the ARMA-ARCH models in Weiss (1986), and it has received growing attention with many extensions such as the threshold DAR (Li et al., 2015, 2016), the mixture DAR (Li et al., 2017), the linear DAR (Zhu et al., 2018) and the augmented DAR (Jiang et al., 2020) models. Different with the linear DAR model (1.1), model (1.2) assumes a linear structure for the conditional variance, which possibly makes it sensitive to extreme values. But similar to model (1.1), it also enjoys a larger parameter space than AR and AR-ARCH models. For the estimation of model (1.2), Ling (2007a) proposed a Gaussian quasi-maximum likelihood estimator (G-QMLE) and established its asymptotic normality under a fractional moment of  $y_t$  and  $E(\varepsilon_t^4) < \infty$ . To reduce the moment condition of  $\varepsilon_t$  for more robust estimation, Zhu and Ling (2013) proposed an exponential quasi-maximum likelihood estimator (E-QMLE) for model (1.2), where its asymptotic normality only requires  $E(\varepsilon_t^2) < \infty$ . It is noteworthy that, no moment condition on the process  $\{y_t\}$  is needed to establish the asymptotic normality of G-QMLE or E-QMLE, which leads to robust estimation for model (1.2).

The G-QMLE and E-QMLE essentially represent the least square estimation and least absolute deviation estimation, respectively, and no doubt they are the most popular QMLEs. Many references have investigated the G-QMLE or E-QMLE for various time series models, for example, Francq and Zakoian (2004) studied the G-QMLE for GARCH and ARMA-GARCH models, Ling (2007b) proposed a self-weighted G-QMLE for ARMA-GARCH models, and Zhu and Ling (2011) investigated the E-QMLE for

ARMA-GARCH models. Note that the G-QMLE and E-QMLE for the GARCH or ARMA-GARCH model in aforementioned research usually require second or fourth moment condition on the observed process, while no moment restriction is needed for the DAR model (1.2). Therefore, it is very interesting to study whether the robust property of the G-QMLE or E-QMLE for model (1.2) can be preserved for the linear DAR model (1.1). Hopefully, the G-QMLE and E-QMLE for model (1.1) can enjoy the robust property and meanwhile be more convenient in computation than the DWQRE. In addition, except for model estimation, model selection and diagnosis are another two key elements of classical Box-Jenkins' procedure. Hence, it is also necessary to investigate the model selection and diagnosis based on the G-QMLE and E-QMLE for model (1.1). Particularly, this paper has the following three main contributions.

First, we propose the G-QMLE for model (1.1) in Section 2.1, and show its asymptotic normality under  $E(|y_t|^\kappa) < \infty$  for some  $\kappa > 0$  and  $E(\eta_t^4) < \infty$ . For the case  $E(\eta_t^4) = \infty$  such that the G-QMLE is not applicable, we propose the E-QMLE for model (1.1) in Section 2.2, and establish its asymptotic normality under  $E(|y_t|^\kappa) < \infty$  and  $E(\eta_t^2) < \infty$ . Particularly, to derive the asymptotic normality of the E-QMLE, we adopt the bracketing method in Pollard (1985) to overcome the difficulty due to the non-differentiable and non-convex objective function; see also Zhu and Ling (2011, 2013) and Zhu et al. (2020). We further compare the asymptotic efficiency of the proposed two QMLEs with that of the DWQRE in Section 2.3, and we find that no estimator dominates the others in asymptotic efficiency for all situations, but it is less feasible for the DWQRE to attain the Cramér-Rao lower bound than QMLEs. Although all three estimators can be used to fit heavy-tailed data with  $E(|y_t|^\kappa) < \infty$ , in practice we suggest to choose the most suitable one according to the fat tailedness of fitted residuals and the computation complexity. Since the proposed E-QMLE plays a good tradeoff between robustness and computation complexity, it is probably preferred for most financial and economic time series. The real application in Section 5 further illustrates this point.

Secondly, based on the G-QMLE and E-QMLE, two robust Bayesian information criteria (BICs) are proposed for model selection in Section 2.4, and they are shown to enjoy the selection consistency without any moment condition on the process  $\{y_t\}$ . As the first stage of Box-Jenkins' procedure, order selection is of crucial importance

for fitting time series in practice, and Bayesian information criterion (BIC) is one of the widely used tools to select orders for time series models (Poskitt and Tremayne, 1983; Cryer and Chan, 2008; Fan and Yao, 2008). Schwarz (1978) introduced the BIC for likelihood functions in the exponential family, Machado (1990) extended the BIC to a wide class of likelihood functions, and Machado (1993) further studied the robust BIC based on objective functions defining M-estimators. Note that the quasi-likelihood function of the proposed G-QMLE belongs to the exponential family while the E-QMLE belongs to the class of M-estimators, this motivates us to propose two BICs that are in line with the estimation procedure. We further show that the proposed two BICs are asymptotically consistent in estimating the true order. Simulation studies indicate that, even if the sample size is not very large, the proposed BICs have satisfactory performance once the theoretical conditions on the innovation are satisfied for two QMLEs. This also illustrates the robustness of the proposed BICs in finite samples.

The third contribution of this paper is that two robust portmanteau tests are constructed in Section 3 for checking the adequacy of fitted models with no moment condition imposed on the process  $\{y_t\}$ . It is well known that, diagnostic checking is very important for time series modeling, and portmanteau tests are the commonly used tools for this purpose; see Box et al. (2008). For pure conditional mean models the portmanteau test is usually constructed using the sample autocorrelation functions (ACFs) of residuals (Ljung and Box, 1978), while for pure volatility models the ACFs of squared or absolute residuals are utilized (Li, 2004; Li and Li, 2005). To ensure the robustness of the test based on the E-QMLE in the sense that its asymptotic properties only require  $E(\eta_t^2) < \infty$ , we adopt the ACFs of absolute residuals instead of the squared ones to check the adequacy of the volatility part. As a result, following Wong and Ling (2005), we propose two mixed portmanteau tests based on the ACFs of residuals and absolute residuals to simultaneously detect misspecifications of the conditional mean and volatility in the fitted model. The asymptotic properties of both tests are also established for diagnosis in Section 3.

In addition, Section 4 conducts simulation studies to evaluate the finite-sample performance of all the proposed inference tools. A real example on the Bitcoin is given in Section 5. Conclusion and discussion are made in Section 6. All the technical details are

relegated to the Appendix. Throughout the paper,  $\rightarrow_p$  (or  $\rightarrow_{\mathcal{L}}$ ) denotes the convergences in probability (or in distribution), and  $o_p(1)$  denotes a sequence of random variables converging to zero in probability.

## 2 Model estimation

In this section, the Gaussian quasi-maximum likelihood estimator (G-QMLE) and the exponential quasi-maximum likelihood estimator (E-QMLE) are proposed for model (1.1) in Sections 2.1-2.2, and then the two quasi-maximum likelihood estimators (QMLEs) are compared with the doubly weighted quantile regression estimator (DWQRE) of Zhu et al. (2018) in Section 2.3. Finally, the order selection is discussed in Section 2.4.

### 2.1 Gaussian quasi-maximum likelihood estimation

Let  $\boldsymbol{\theta} = (\boldsymbol{\alpha}', \boldsymbol{\delta}')'$  be the unknown parameter vector of model (1.1) and  $\boldsymbol{\theta}_0 = (\boldsymbol{\alpha}'_0, \boldsymbol{\delta}'_0)'$  be the true parameter vector, where  $\boldsymbol{\alpha} = (\alpha_1, \alpha_2, \dots, \alpha_p)'$  and  $\boldsymbol{\delta} = (\omega, \beta_1, \beta_2, \dots, \beta_p)'$ . Denote the parameter space by  $\Theta = \Theta_\alpha \times \Theta_\delta$ , where  $\Theta_\alpha \subset \mathbb{R}^p$ ,  $\Theta_\delta \subset \mathbb{R}_+^{p+1}$ , and  $\mathbb{R}_+ = (0, +\infty)$ . Assume that  $\{y_1, \dots, y_n\}$  are generated by model (1.1) with  $E(\eta_t) = 0$  and  $\text{var}(\eta_t) = 1$ . When  $\eta_t$  follows the standard normal distribution, the negative conditional log-likelihood function (ignoring a constant) can be written as

$$L_n^G(\boldsymbol{\theta}) = \frac{1}{n-p} \sum_{t=p+1}^n \ell_t^G(\boldsymbol{\theta}) \quad \text{and} \quad \ell_t^G(\boldsymbol{\theta}) = \ln h_t(\boldsymbol{\delta}) + \frac{\varepsilon_t^2(\boldsymbol{\alpha})}{2h_t^2(\boldsymbol{\delta})},$$

where

$$\varepsilon_t(\boldsymbol{\alpha}) = y_t - \sum_{i=1}^p \alpha_i y_{t-i} \quad \text{and} \quad h_t(\boldsymbol{\delta}) = \omega + \sum_{i=1}^p \beta_i |y_{t-i}|. \quad (2.1)$$

Let  $\tilde{\boldsymbol{\theta}}_n = (\tilde{\boldsymbol{\alpha}}'_n, \tilde{\boldsymbol{\delta}}'_n)'$  =  $\text{argmin}_{\boldsymbol{\theta} \in \Theta} L_n^G(\boldsymbol{\theta})$ . Since we do not assume that  $\eta_t$  follows the standard normal distribution, then  $\tilde{\boldsymbol{\theta}}_n$  is called the Gaussian quasi-maximum likelihood estimator (G-QMLE) of  $\boldsymbol{\theta}_0$ ; see also Ling (2007a).

**Assumption 1.**  $\Theta$  is compact with  $\underline{\omega} \leq \omega \leq \bar{\omega}$  and  $\underline{\beta} \leq \beta_i \leq \bar{\beta}$  for  $i = 1, \dots, p$ , where  $\underline{\omega}, \bar{\omega}, \underline{\beta}, \bar{\beta}$  are some positive constants, and  $\boldsymbol{\theta}_0$  is an interior point in  $\Theta$ .

**Assumption 2.**  $\{y_t : t = 1, 2, \dots\}$  is strictly stationary and ergodic with  $E(|y_t|^\kappa) < \infty$  for some  $0 < \kappa \leq 1$ .

**Assumption 3.** (i)  $\eta_t$  has zero mean, and  $\eta_t^2$  has a non-degenerate distribution with  $E(\eta_t^2) = 1$ ; (ii)  $E(\eta_t^4) < \infty$ .

Assumption 1 is standard in the literature of quasi-maximum likelihood estimation; see also Ling (2007a) and Zhu and Ling (2013). For general distributions of  $\eta_t$ , it is difficult to derive a necessary and sufficient condition for the strict stationarity of  $y_t$  due to the nonlinearity of model (1.1). Alternatively a sufficient condition for Assumption 2 is given in Theorem 2 of Zhu et al. (2018), that is  $\sum_{i=1}^p \max\{E(|\alpha_i - \beta_i \eta_t|^\kappa), E(|\alpha_i + \beta_i \eta_t|^\kappa)\} < 1$  for some  $0 < \kappa \leq 1$ . Assumptions 3(i) are imposed for identifying the unique minimizer of  $E[\ell_t^G(\boldsymbol{\theta})]$  at  $\boldsymbol{\theta}_0$ , while Assumption 3(ii) is necessary to establish the asymptotic normality of the G-QMLE.

Let  $\kappa_3 = E(\eta_t^3)$  and  $\kappa_4 = E(\eta_t^4) - 1$ . Denote  $\mathbf{Y}_{1t} = h_t^{-1}(\boldsymbol{\delta}_0)(y_{t-1}, \dots, y_{t-p})'$  and  $\mathbf{Y}_{2t} = h_t^{-1}(\boldsymbol{\delta}_0)(1, |y_{t-1}|, \dots, |y_{t-p}|)'$ . Define the  $(2p+1) \times (2p+1)$  matrices

$$\Sigma_1 = \text{diag}\{E(\mathbf{Y}_{1t}\mathbf{Y}_{1t}'), 2E(\mathbf{Y}_{2t}\mathbf{Y}_{2t}')\} \text{ and } \Omega_1 = \begin{pmatrix} E(\mathbf{Y}_{1t}\mathbf{Y}_{1t}') & \kappa_3 E(\mathbf{Y}_{1t}\mathbf{Y}_{2t}') \\ \kappa_3 E(\mathbf{Y}_{2t}\mathbf{Y}_{1t}') & \kappa_4 E(\mathbf{Y}_{2t}\mathbf{Y}_{2t}') \end{pmatrix}.$$

**Theorem 1.** Suppose that Assumptions 1, 2 and 3(i) hold. Then,

(i)  $\tilde{\boldsymbol{\theta}}_n \rightarrow_p \boldsymbol{\theta}_0$  as  $n \rightarrow \infty$ ;

(ii) furthermore, if Assumption 3(ii) holds and the matrix  $D = \begin{pmatrix} 1 & \kappa_3 \\ \kappa_3 & \kappa_4 \end{pmatrix}$  is positive definite, then  $\sqrt{n}(\tilde{\boldsymbol{\theta}}_n - \boldsymbol{\theta}_0) \rightarrow_{\mathcal{L}} N(\mathbf{0}, \Xi_1)$  as  $n \rightarrow \infty$ , where  $\Xi_1 = \Sigma_1^{-1} \Omega_1 \Sigma_1^{-1}$ .

The matrix  $D$  in Theorem 1 is positive definite if  $\eta_t$  is continuous with  $E(\eta_t^4) < \infty$ ; see Jiang et al. (2020). Hence, Assumptions 3(ii)-(iii) imply that  $D$  is positive definite. Moreover, if  $\eta_t$  is normal, then  $\kappa_3 = 0, \kappa_4 = 2$  and  $\Omega_1 = \Sigma_1$ , then the G-QMLE reduces to the MLE and its asymptotic normality can be simplified to  $\sqrt{n}(\tilde{\boldsymbol{\theta}}_n - \boldsymbol{\theta}_0) \rightarrow_{\mathcal{L}} N(\mathbf{0}, \Sigma_1^{-1})$  as  $n \rightarrow \infty$ . To calculate the asymptotic covariance of  $\tilde{\boldsymbol{\theta}}_n$ , we can use sample averages to replace matrices  $\Omega_1$  and  $\Sigma_1$ , and the G-QMLE  $\tilde{\boldsymbol{\theta}}_n$  to replace  $\boldsymbol{\theta}_0$ , then estimates of  $\Sigma_1$  and  $\Omega_1$ , denoted by  $\hat{\Sigma}_{1n}$  and  $\hat{\Omega}_{1n}$ , can be obtained.

Theorem 1 shows that the asymptotic normality of the proposed G-QMLE is established under fractional moment of  $y_t$  for model (1.1). As a result, the G-QMLE can be used to fit heavy-tailed data which is very common for financial time series. However, note that  $E(\eta_t^4) < \infty$  is needed to establish the asymptotic normality. If this moment

condition is not satisfied in practice, we can consider the E-QMLE proposed in the next subsection, where only  $E(\eta_t^2) < \infty$  is required in deriving the asymptotic normality.

## 2.2 Exponential quasi-maximum likelihood estimation

Assume that  $\{y_1, \dots, y_n\}$  are generated by model (1.1) with  $\eta_t$  having zero median and satisfying  $E(|\eta_t|) = 1$ . When  $\eta_t$  follows the standard double exponential distribution, the negative conditional log-likelihood function (ignoring a constant) can be written as

$$L_n^E(\boldsymbol{\theta}) = \frac{1}{n-p} \sum_{t=p+1}^n \ell_t^E(\boldsymbol{\theta}) \quad \text{and} \quad \ell_t^E(\boldsymbol{\theta}) = \ln h_t(\boldsymbol{\delta}) + \frac{|\varepsilon_t(\boldsymbol{\alpha})|}{h_t(\boldsymbol{\delta})}, \quad (2.2)$$

where  $\varepsilon_t(\boldsymbol{\alpha})$  and  $h_t(\boldsymbol{\delta})$  are defined as in (2.1). Let  $\hat{\boldsymbol{\theta}}_n = \operatorname{argmin}_{\boldsymbol{\theta} \in \Theta} L_n^E(\boldsymbol{\theta})$ . Since we do not assume that  $\eta_t$  follows the standard double exponential distribution, then  $\hat{\boldsymbol{\theta}}_n$  is called the exponential quasi-maximum likelihood estimator (E-QMLE) of  $\boldsymbol{\theta}_0$ ; see also Zhu and Ling (2011, 2013). Instead of Assumption 3 for the G-QMLE, the following assumption is required to establish the asymptotic properties of the E-QMLE.

**Assumption 4.** (i)  $\eta_t$  has zero median with  $E(|\eta_t|) = 1$ ; (ii) The density function of  $\eta_t$  is continuous and positive everywhere on  $\mathbb{R}$  satisfying  $\sup_{x \in \mathbb{R}} f(x) < \infty$ ; (iii)  $E(\eta_t^2) < \infty$ .

Assumption 4 is a general set-up for establishing the consistency and asymptotic normality of the E-QMLE; see also Zhu and Ling (2013).

**Theorem 2.** If Assumptions 1, 2 and 4(i) hold, then  $\hat{\boldsymbol{\theta}}_n \rightarrow \boldsymbol{\theta}_0$  almost surely as  $n \rightarrow \infty$ .

Let  $\kappa_1 = E(\eta_t)$  and  $\kappa_2 = E(\eta_t^2) - 1$ . Define the  $(2p+1) \times (2p+1)$  matrices

$$\Sigma_2 = \operatorname{diag} \left\{ f(0)E(\mathbf{Y}_{1t}\mathbf{Y}_{1t}'), \frac{1}{2}E(\mathbf{Y}_{2t}\mathbf{Y}_{2t}') \right\} \quad \text{and} \quad \Omega_2 = \begin{pmatrix} E(\mathbf{Y}_{1t}\mathbf{Y}_{1t}') & \kappa_1 E(\mathbf{Y}_{1t}\mathbf{Y}_{2t}') \\ \kappa_1 E(\mathbf{Y}_{2t}\mathbf{Y}_{1t}') & \kappa_2 E(\mathbf{Y}_{2t}\mathbf{Y}_{2t}') \end{pmatrix}.$$

**Theorem 3.** If Assumptions 1, 2 and 4 hold, then

$$(i) \quad \sqrt{n}(\hat{\boldsymbol{\theta}}_n - \boldsymbol{\theta}_0) = O_p(1);$$

$$(ii) \quad \sqrt{n}(\hat{\boldsymbol{\theta}}_n - \boldsymbol{\theta}_0) \rightarrow_{\mathcal{L}} N(0, \Xi_2) \text{ as } n \rightarrow \infty, \text{ where } \Xi_2 = \Sigma_2^{-1} \Omega_2 \Sigma_2^{-1} / 4.$$

Theorem 3 shows that the asymptotic normality of the proposed E-QMLE is established under fractional moment of  $y_t$  with  $E(\eta_t^2) < \infty$  for model (1.1). Therefore, the E-QMLE is also robust to heavy-tailed data, and it can be used for the situation of



$E(\eta_t^4) = \infty$  and  $E(\eta_t^2) < \infty$ , where the G-QMLE is not applicable anymore. In addition, if  $\kappa_1 = 0$ , then the asymptotic covariance in Theorem 3 reduces to the block diagonal matrix  $\Gamma_0 = \text{diag}\{4f^2(0)E(\mathbf{Y}_{1t}\mathbf{Y}_{1t}'), \kappa_2^{-1}E(\mathbf{Y}_{2t}\mathbf{Y}_{2t}')\}^{-1}$ .

To calculate the asymptotic covariance of  $\hat{\boldsymbol{\theta}}_n$ , define the residuals fitted by E-QMLE as  $\hat{\eta}_t = \varepsilon_t(\hat{\boldsymbol{\alpha}}_n)/h_t(\hat{\boldsymbol{\delta}}_n)$ ,  $\hat{\kappa}_1 = (n-p)^{-1}\sum_{t=p+1}^n \hat{\eta}_t$  and  $\hat{\kappa}_2 = (n-p)^{-1}\sum_{t=p+1}^n \hat{\eta}_t^2 - 1$ . The density function  $f(x)$  can be estimated by the kernel density estimator  $\hat{f}(x) = (nb_n)^{-1}\sum_{t=p+1}^n K((x-\hat{\eta}_t)/b_n)$ , where  $K(\cdot)$  is the kernel function and  $b_n$  is the bandwidth. Finally, we use sample averages to replace the expectations in  $\Sigma_2$  and  $\Omega_2$ ,  $\hat{\boldsymbol{\delta}}_n$  to replace  $\boldsymbol{\delta}_0$ ,  $\hat{\kappa}_i$  to replace  $\kappa_i$  for  $i = 1, 2$ , and  $\hat{f}(0)$  to replace  $f(0)$ , then estimates of  $\Sigma_2$  and  $\Omega_2$ , denoted by  $\hat{\Sigma}_{2n}$  and  $\hat{\Omega}_{2n}$ , can be obtained. The remark below provides the basic assumptions on the kernel function  $K(\cdot)$  and bandwidth  $b_n$  such that  $\hat{\Sigma}_{2n}$  and  $\hat{\Omega}_{2n}$  are consistent estimators of  $\Sigma_2$  and  $\Omega_2$ , respectively, and its proof is given in the Appendix.

**Remark 1.** Suppose the conditions in Theorem 3 hold and  $\sup_x |f'(x)| < \infty$ . If there exists a positive number  $L > 0$  such that  $|K(x) - K(y)| \leq L|x - y|$  for any  $x, y$ , and  $b_n \rightarrow 0, nb_n^4 \rightarrow \infty$  as  $n \rightarrow \infty$ , then

$$\hat{\Sigma}_{2n} \rightarrow_p \Sigma_2 \quad \text{and} \quad \hat{\Omega}_{2n} \rightarrow_p \Omega_2 \quad \text{as} \quad n \rightarrow \infty;$$

see also the Corollary 1 in Zhu and Ling (2013).

There are many choices for the kernel function  $K(\cdot)$  and bandwidth  $b_n$  satisfying the conditions in Remark 1. The kernel density estimator is robust to the selection of kernel functions while sensitive to selection of bandwidths. Thus we suggest to use the optimal bandwidth related to the selected kernel function in practice. This paper uses the Gaussian kernel function and its rule-of-thumb bandwidth  $b_n = 0.9n^{-1/5} \min\{s, \hat{R}/1.34\}$  for numerical studies in Sections 4–5, where  $s$  and  $\hat{R}$  are the sample standard deviation and interquartile of the residuals  $\{\hat{\eta}_t\}$ , respectively; see also Zhu et al. (2018).

## 2.3 Comparison with the DWQRE

In this subsection, we compare the proposed quasi-maximum likelihood estimators, i.e., G-QMLE and E-QMLE, with the doubly weighted quantile regression estimator (DWQRE) in Zhu et al. (2018).

We first consider the G-QMLE and E-QMLE. Note that the G-QMLE reduces to the MLE of  $\boldsymbol{\theta}_0$  if  $\eta_t$  follows the standard normal distribution, while the E-QMLE reduces to the MLE when  $\eta_t$  follows the standard double exponential distribution with  $f(x) = e^{-|x|}/2$ . For such a situation that the proposed G-QMLE or E-QMLE reduces to the MLE, the asymptotic covariance  $\Xi_1$  or  $\Xi_2$  attains the Cramér-Rao lower bound, and then the G-QMLE or E-QMLE is the asymptotically most efficient estimator of  $\boldsymbol{\theta}_0$ .

We next consider the DWQRE. With the identification condition that  $\omega = 1$  in model (1.1), the DWQRE of  $\boldsymbol{\theta}_0$  is constructed by balancing the information across multiple quantile levels based on the self-weighted quantile regression estimators; see Zhu et al. (2018) for more details. As shown by Zhu et al. (2018), the asymptotic properties of the DWQRE are also established without any moment conditions on the process  $\{y_t\}$ , which makes it possible to handle heavy-tailed data. Moreover, Zhu et al. (2018) has shown that, as the total number of quantile levels goes to infinity, the optimal DWQRE can approach the efficiency of the MLE under the conditions that

$$E(h_t^{-1}\mathbf{Y}_{1t}) = 0 \quad \text{and} \quad E(\mathbf{Y}'_{at}\mathbf{Y}_{1t}) = 0, \quad (2.3)$$

where  $\mathbf{Y}_{at} = h_t^{-1}(|y_{t-1}|, \dots, |y_{t-p}|)'$ . Conditions in (2.3) imply that parameters in the conditional mean (i.e.  $\boldsymbol{\alpha}$ ) and conditional scale (i.e.  $\boldsymbol{\delta}$ ) can be separately estimated without loss of efficiency, and these conditions will be satisfied if the distribution of  $\eta_t$  is symmetric about zero and all  $\alpha_i$ 's in model (1.1) are zero. However, for other general cases the asymptotic covariance of the optimal DWQRE cannot attain the Cramér-Rao lower bound.

In summary, neither the QMLE (G-QMLE or E-QMLE) nor the DWQRE can dominate in all situations. The G-QMLE or E-QMLE is asymptotically more efficient than the DWQRE if  $\eta_t$  follows the standard normal or double exponential distribution. While the DWQRE is asymptotically more efficient than the G-QMLE or E-QMLE only if conditions in (2.3) hold with infinite quantile levels utilized for estimation and  $\eta_t$  does not follow the standard normal or double exponential distribution. Otherwise, it is difficult to compare their asymptotic efficiency. Although both the QMLE and the DWQRE can be used to fit heavy-tailed data since only  $E(|y_t|^\kappa) < \infty$  for any  $\kappa > 0$  is required for the asymptotic normality, however, using infinite quantile levels to construct the DWQRE is infeasible in practice due to the increasing complexity and computation load of the

estimation procedure in such case. As a result, the QMLE (G-QMLE or E-QMLE) is preferred since it is much more simple in computation than the DWQRE. This is an important motivation for the research in this paper.

## 2.4 Model selection

This subsection considers the selection of order  $p$  for model (1.1) in practice. We first introduce the Bayesian information criterion (BIC) below to select the order  $p$  for model (1.1) fitted by the G-QMLE,

$$\text{BIC}_1(p) = 2(n - p_{\max})L_n^G(\tilde{\boldsymbol{\theta}}_n^p) + (2p + 1)\ln(n - p_{\max}), \quad (2.4)$$

where  $\tilde{\boldsymbol{\theta}}_n^p$  is the G-QMLE with the order set to  $p$ ,  $L_n^G(\tilde{\boldsymbol{\theta}}_n^p) = (n - p_{\max})^{-1} \sum_{t=p_{\max}+1}^n \ell_t^G(\tilde{\boldsymbol{\theta}}_n^p)$ , and  $p_{\max}$  is a predetermined positive integer; see also Fan and Yao (2008).

For model (1.1) fitted by the E-QMLE, we introduce the BIC as follows

$$\text{BIC}_2(p) = 2(n - p_{\max})L_n^E(\hat{\boldsymbol{\theta}}_n^p) + (2p + 1)\ln(n - p_{\max}), \quad (2.5)$$

where  $\hat{\boldsymbol{\theta}}_n^p$  is the E-QMLE with the order set to  $p$ ,  $L_n^E(\hat{\boldsymbol{\theta}}_n^p) = (n - p_{\max})^{-1} \sum_{t=p_{\max}+1}^n \ell_t^E(\hat{\boldsymbol{\theta}}_n^p)$ ; see also Machado (1993) and Zhu et al. (2018). Let  $\hat{p}_{in} = \arg \min_{1 \leq p \leq p_{\max}} \text{BIC}_i(p)$  for  $i = 1$  and 2. The selection consistency of both BICs is given below.

**Theorem 4.** *Let  $p_0$  be the true order and  $p_{\max}$  be a predetermined positive integer.*

- (i) *Under the conditions of Theorem 1, if  $p_{\max} \geq p_0$ , then  $P(\hat{p}_{1n} = p_0) \rightarrow 1$  as  $n \rightarrow \infty$ ;*
- (ii) *Under the conditions of Theorem 3, if  $p_{\max} \geq p_0$ , then  $P(\hat{p}_{2n} = p_0) \rightarrow 1$  as  $n \rightarrow \infty$ .*

The proposed BICs in (2.4) and (2.5) are robust in a similar way as the G-QMLE and E-QMLE, that is, their selection consistency only requires  $E(|y_t|^\kappa) < \infty$  for any  $\kappa > 0$ . Simulation studies in Section 4 indicate that both BICs perform well even if the sample size is not large.

## 3 Model checking

To check the adequacy of the fitted linear DAR model at (1.1), we construct a mixed pormanteau test to jointly detect misspecifications in the conditional mean and conditional standard deviation; see Wong and Ling (2005). The diagnostic checking of the

conditional mean can be conducted by checking the significance of sample autocorrelation functions (ACFs) of residuals (Ljung and Box, 1978), while that of the conditional standard deviation can be done by checking the significance of sample ACFs of absolute residuals for robustness (Li and Li, 2005).

The ACFs of  $\{\eta_t\}$  and  $\{|\eta_t|\}$  at lag  $k$  can be defined by  $\rho_k = \text{cov}(\eta_t, \eta_{t-k}) / \text{var}(\eta_t)$  and  $\gamma_k = \text{cov}(|\eta_t|, |\eta_{t-k}|) / \text{var}(|\eta_t|)$ , respectively. If the data generating process is correctly specified by model (1.1), then  $\{\eta_t\}$  and  $\{|\eta_t|\}$  are *i.i.d.* such that  $\rho_k = 0$  and  $\gamma_k = 0$  hold for any  $k \geq 1$ . Define the error function as  $\eta_t(\boldsymbol{\theta}) = \varepsilon_t(\boldsymbol{\alpha})/h(\boldsymbol{\delta})$ . For model (1.1) fitted by the G-QMLE, the corresponding residuals can be calculated by  $\tilde{\eta}_t = \varepsilon_t(\tilde{\boldsymbol{\alpha}}_n)/h_t(\tilde{\boldsymbol{\delta}}_n)$ . As a result, the residual ACF and absolute residual ACF at lag  $k$  can be defined as

$$\tilde{\rho}_k = \frac{\sum_{t=p+k+1}^n (\tilde{\eta}_t - \tilde{\eta}_1)(\tilde{\eta}_{t-k} - \tilde{\eta}_1)}{\sum_{t=p+1}^n (\tilde{\eta}_t - \tilde{\eta}_1)^2} \text{ and } \tilde{\gamma}_k = \frac{\sum_{t=p+k+1}^n (|\tilde{\eta}_t| - \tilde{\eta}_2)(|\tilde{\eta}_{t-k}| - \tilde{\eta}_2)}{\sum_{t=p+1}^n (|\tilde{\eta}_t| - \tilde{\eta}_2)^2},$$

respectively, where  $\tilde{\eta}_1 = (n-p)^{-1} \sum_{t=p+1}^n \tilde{\eta}_t$  and  $\tilde{\eta}_2 = (n-p)^{-1} \sum_{t=p+1}^n |\tilde{\eta}_t|$ . Similarly, for model (1.1) fitted by the E-QMLE, the corresponding residuals can be computed by  $\hat{\eta}_t = \varepsilon_t(\hat{\boldsymbol{\alpha}}_n)/h_t(\hat{\boldsymbol{\delta}}_n)$ . Accordingly, the residual ACF and absolute residual ACF at lag  $k$  can be defined as

$$\hat{\rho}_k = \frac{\sum_{t=p+k+1}^n (\hat{\eta}_t - \hat{\eta}_1)(\hat{\eta}_{t-k} - \hat{\eta}_1)}{\sum_{t=p+1}^n (\hat{\eta}_t - \hat{\eta}_1)^2} \text{ and } \hat{\gamma}_k = \frac{\sum_{t=p+k+1}^n (|\hat{\eta}_t| - \hat{\eta}_2)(|\hat{\eta}_{t-k}| - \hat{\eta}_2)}{\sum_{t=p+1}^n (|\hat{\eta}_t| - \hat{\eta}_2)^2},$$

respectively, where  $\hat{\eta}_1 = (n-p)^{-1} \sum_{t=p+1}^n \hat{\eta}_t$  and  $\hat{\eta}_2 = (n-p)^{-1} \sum_{t=p+1}^n |\hat{\eta}_t|$ . Note that  $\tilde{\rho}_k$  or  $\hat{\rho}_k$  is the sample version of  $\rho_k$ , while  $\tilde{\gamma}_k$  or  $\hat{\gamma}_k$  is the sample version of  $\gamma_k$ . If the value of  $\tilde{\rho}_k$  or  $\hat{\rho}_k$  ( $\tilde{\gamma}_k$  or  $\hat{\gamma}_k$ ) deviates far from zero, then it suggests that the conditional mean (standard deviation) structure in model (1.1) is misspecified.

For a prespecified positive integer  $M$ , denote  $\tilde{\boldsymbol{\rho}} = (\tilde{\rho}_1, \dots, \tilde{\rho}_M)'$ ,  $\hat{\boldsymbol{\rho}} = (\hat{\rho}_1, \dots, \hat{\rho}_M)'$ ,  $\tilde{\boldsymbol{\gamma}} = (\tilde{\gamma}_1, \dots, \tilde{\gamma}_M)'$  and  $\hat{\boldsymbol{\gamma}} = (\hat{\gamma}_1, \dots, \hat{\gamma}_M)'$ . Recall that  $\kappa_1 = E(\eta_t)$ , and let  $\tau_1 = E[\text{sgn}(\eta_t)]$ ,  $\tau_2 = E(|\eta_t|)$ ,  $\sigma_1^2 = \text{var}(\eta_t)$  and  $\sigma_2^2 = \text{var}(|\eta_t|)$ . Note that  $\kappa_1 = 0$  and  $\sigma_1^2 = 1$  for the G-QMLE under Assumption 3(i), while  $\tau_1 = 0$  and  $\tau_2 = 1$  for the E-QMLE under Assumption 4(i). For  $m = 1$  and  $2$ , define the  $M \times (2p+1)$  matrices  $U_{\rho,m} = (\mathbf{U}'_{\rho 1,m}, \dots, \mathbf{U}'_{\rho M,m})'$  and  $U_{\gamma,m} = (\mathbf{U}'_{\gamma 1,m}, \dots, \mathbf{U}'_{\gamma M,m})'$ , where for  $1 \leq k \leq M$ ,  $\mathbf{U}_{\rho k,1} = -(E(\eta_{t-k} \mathbf{Y}'_{1t}), \mathbf{0}'_{p+1})$ ,  $\mathbf{U}_{\rho k,2} = -(E[(\eta_{t-k} - \kappa_1) \mathbf{Y}'_{1t}], \kappa_1 E[(\eta_{t-k} - \kappa_1) \mathbf{Y}'_{2t}])$ ,  $\mathbf{U}_{\gamma k,1} = -(\tau_1 E[(|\eta_{t-k}| - \tau_2) \mathbf{Y}'_{1t}], \tau_2 E[(|\eta_{t-k}| - \tau_2) \mathbf{Y}'_{2t}])$  and  $\mathbf{U}_{\gamma k,2} = -(\mathbf{0}'_p, E[(|\eta_{t-k}| - 1) \mathbf{Y}'_{2t}])$  with  $\mathbf{0}_p$  being the  $p$ -dimensional zero vector. For  $m = 1$  and  $2$ , denote the  $2M \times (2M +$

$2p + 1$ ) matrices below

$$V_m = \begin{pmatrix} I_M & 0 & U_{\rho,m}/\sigma_1^2 \\ 0 & I_M & U_{\gamma,m}/\sigma_2^2 \end{pmatrix},$$

where  $I_M$  is the  $M \times M$  identity matrix. Let  $G_m = E(\mathbf{v}_{mt}\mathbf{v}_{mt}')$  for  $m = 1$  and  $2$ , where

$$\begin{aligned} \mathbf{v}_{1t} &= (\eta_t\eta_{t-1}, \dots, \eta_t\eta_{t-M}, \\ &\quad (|\eta_t| - \tau_2)(|\eta_{t-1}| - \tau_2)/\sigma_2^2, \dots, (|\eta_t| - \tau_2)(|\eta_{t-M}| - \tau_2)/\sigma_2^2, -\mathbf{G}'_{1t}\Sigma_1^{-1})', \\ \mathbf{v}_{2t} &= [(\eta_t - \kappa_1)(\eta_{t-1} - \kappa_1)/\sigma_1^2, \dots, (\eta_t - \kappa_1)(\eta_{t-M} - \kappa_1)/\sigma_1^2, \\ &\quad (|\eta_t| - 1)(|\eta_{t-1}| - 1)/\sigma_2^2, \dots, (|\eta_t| - 1)(|\eta_{t-M}| - 1)/\sigma_2^2, -\mathbf{G}'_{2t}\Sigma_2^{-1}/2]', \end{aligned}$$

with  $\mathbf{G}_{1t} = (-\mathbf{Y}'_{1t}\eta_t, \mathbf{Y}'_{2t}(1 - \eta_t^2))'$  and  $\mathbf{G}_{2t} = (\mathbf{Y}'_{1t}[I(\eta_t < 0) - I(\eta_t > 0)], \mathbf{Y}'_{2t}(1 - |\eta_t|))'$ .

**Theorem 5.** *Suppose model (1.1) is correctly specified.*

- (i) *Under the conditions of Theorem 1, then  $\sqrt{n}(\tilde{\boldsymbol{\rho}}', \tilde{\boldsymbol{\gamma}}')' \rightarrow_{\mathcal{L}} N(0, V_1 G_1 V_1')$  as  $n \rightarrow \infty$ ;*
- (ii) *Under the conditions of Theorem 3, then  $\sqrt{n}(\hat{\boldsymbol{\rho}}', \hat{\boldsymbol{\gamma}}')' \rightarrow_{\mathcal{L}} N(0, V_2 G_2 V_2')$  as  $n \rightarrow \infty$ .*

Theorem 5 can be used to check the significance of  $\tilde{\rho}_k$  or  $\tilde{\gamma}_k$  ( $\hat{\rho}_k$  or  $\hat{\gamma}_k$ ) individually. Consistent estimators of  $V_1$  and  $G_1$ , denoted by  $\hat{V}_1$  and  $\hat{G}_1$ , respectively, can be constructed by replacing expectations with sample averages and  $\eta_t$  with  $\tilde{\eta}_t$ . Similarly, consistent estimators of  $V_2$  and  $G_2$ , denoted by  $\hat{V}_2$  and  $\hat{G}_2$ , respectively, can be obtained by replacing expectations with sample averages and  $\eta_t$  with  $\hat{\eta}_t$ . Then we can approximate the asymptotic covariance in Theorem 5, and construct confidence intervals for  $\tilde{\rho}_k$ 's and  $\tilde{\gamma}_k$ 's ( $\hat{\rho}_k$ 's or  $\hat{\gamma}_k$ 's) accordingly.

To check the first  $M$  lags jointly, we construct portmanteau test statistics

$$Q_1(M) = n \begin{pmatrix} \tilde{\boldsymbol{\rho}} \\ \tilde{\boldsymbol{\gamma}} \end{pmatrix}' (\hat{V}_1 \hat{G}_1 \hat{V}_1')^{-1} \begin{pmatrix} \tilde{\boldsymbol{\rho}} \\ \tilde{\boldsymbol{\gamma}} \end{pmatrix} \text{ and } Q_2(M) = n \begin{pmatrix} \hat{\boldsymbol{\rho}} \\ \hat{\boldsymbol{\gamma}} \end{pmatrix}' (\hat{V}_2 \hat{G}_2 \hat{V}_2')^{-1} \begin{pmatrix} \hat{\boldsymbol{\rho}} \\ \hat{\boldsymbol{\gamma}} \end{pmatrix}.$$

Theorem 5 and the continuous mapping theorem imply that, for  $m = 1$  and  $2$ ,  $Q_m(M) \rightarrow_{\mathcal{L}} \chi_{2M}^2$  as  $n \rightarrow \infty$ , where  $\chi_{2M}^2$  is the chi-squared distribution with  $2M$  degrees of freedom. Therefore, if  $Q_m(M)$  for  $m = 1$  or  $2$  exceeds the  $(1 - \tau)$ th quantile of  $\chi_{2M}^2$  distribution, we can reject the null hypothesis that  $\rho_k$ 's and  $\gamma_k$ 's ( $1 \leq k \leq M$ ) are jointly insignificant at level  $\tau$ .

## 4 Simulation experiments

This section presents three simulation experiments to evaluate the finite-sample performance of the proposed Gaussian quasi-maximum likelihood estimator (G-QMLE) and the exponential quasi-maximum likelihood estimator (E-QMLE), model selection method and mixed pormanteau tests.

The first experiment aims to examine the finite-sample performance of the G-QMLE  $\tilde{\theta}_n$  and the E-QMLE  $\hat{\theta}_n$  in Sections 2.1–2.2, for which the data generating process is

$$y_t = 0.5y_{t-1} + \eta_t(1 + 0.4|y_{t-1}|),$$

where  $\{\eta_t\}$  are *i.i.d.* normal, Laplace or Student's  $t_3$  random variables.  $\{\eta_t\}$  are standardized with mean zero and  $\text{var}(\eta_t) = 1$  to evaluate the G-QMLE  $\tilde{\theta}_n$ , while  $\{\eta_t\}$  are standardized with median zero and  $E(|\eta_t|) = 1$  to evaluate the E-QMLE  $\hat{\theta}_n$ . The sample size is set to  $n = 500$  or  $1000$ , with  $1000$  replications for each sample size. Tables 1 and 2 report the biases, empirical standard deviations (ESDs) and asymptotic standard deviations (ASDs) of  $\tilde{\theta}_n$  and  $\hat{\theta}_n$  respectively for different innovation distributions and sample sizes. We can see that, as the sample size increases, most of the biases, ESDs and ASDs of both estimators  $\tilde{\theta}_n$  and  $\hat{\theta}_n$  become smaller, and the ESDs get closer to the corresponding ASDs. In terms of the G-QMLE  $\tilde{\theta}_n$  in Table 1, ESDs and ASDs increase as the distribution of  $\eta_t$  gets more heavy-tailed. This is as expected since the G-QMLE reduces to the MLE if  $\eta_t$  follows the normal distribution and the G-QMLE gets less efficient as the tail of  $\{\eta_t\}$  becomes heavier. Note that if  $\eta_t$  follows the Student's  $t_3$  distribution, then  $E(\eta_t^4) = \infty$  and the G-QMLE is not applicable, which results in the inferior performance of the G-QMLE in this case. Moreover, for the E-QMLE  $\hat{\theta}_n$  in Table 2, ESDs and ASDs of scale-type estimators  $\hat{\omega}_n$  and  $\hat{\beta}_n$  increase as the distribution of  $\eta_t$  gets more heavy-tailed, while that of location-type estimator  $\hat{\alpha}_n$  are smallest for the Laplace distribution. The mixed performance of the E-QMLE is probably because the heavier tail of  $\{\eta_t\}$  makes the E-QMLE less efficient while the E-QMLE gets more efficient as it reduces to the MLE if  $\eta_t$  follows the Laplace distribution.

In the second experiment, we evaluate the performance of the proposed model selection method in Section 2.4, and the data generating process is

$$y_t = 0.1y_{t-1} + 0.4y_{t-2} + \eta_t(1 + 0.1|y_{t-1}| + 0.4|y_{t-2}|),$$

where the innovations  $\{\eta_t\}$  are defined as in the first experiment.  $\{\eta_t\}$  are standardized with mean zero and  $\text{var}(\eta_t) = 1$  to evaluate the  $\text{BIC}_1$ , while  $\{\eta_t\}$  are standardized with median zero and  $E(|\eta_t|) = 1$  to evaluate the  $\text{BIC}_2$ . Three sample sizes,  $n = 100, 200$  and  $500$ , are considered, and  $1000$  replications are generated for each sample size. The  $\text{BIC}_1$  in (2.4) and  $\text{BIC}_2$  in (2.5) are employed to select the order  $p$  with  $p_{\max} = 5$ . As a result, the underfitted, correctly selected and overfitted models by  $\text{BIC}_i$  for  $i = 1$  or  $2$  correspond to  $\hat{p}_{in}$  being  $1$ ,  $2$  and greater than  $2$ , respectively. Table 3 provides the percentages of underfitting, correct selection and overfitting cases by  $\text{BIC}_1$  and  $\text{BIC}_2$ . It can be seen that, both BICs select the correct model in most of the replications when the sample size is as small as  $n = 100$ , and their performance gets better when the sample size increases. Moreover, in terms of different distributions for the innovation  $\eta_t$ , the  $\text{BIC}_1$  performs best when  $\eta_t$  follows the normal distribution while the  $\text{BIC}_2$  performs best when  $\eta_t$  follows the Laplace distribution, especially for small sample sizes. This is as expected since the G-QMLE reduces to the MLE if  $\eta_t$  is normally distributed while the E-QMLE reduces to the MLE if  $\eta_t$  follows the Laplace distribution, and thus no model misspecifications appear in deriving the  $\text{BIC}_1$  and  $\text{BIC}_2$  respectively for these two cases. In addition, due to the inferior performance of the G-QMLE when  $\eta_t$  follows the Student's  $t_3$  distribution,  $\text{BIC}_1$  accordingly performs the worst in this situation.

In the third experiment, we study the proposed mixed portmanteau tests  $Q_1(M)$  and  $Q_2(M)$ . The data are generated from

$$y_t = 0.1y_{t-1} + c_1y_{t-2} + \eta_t(1 + 0.2|y_{t-1}| + c_2|y_{t-2}|),$$

where all other settings are the same as in the first experiment.  $\{\eta_t\}$  are standardized with mean zero and  $\text{var}(\eta_t) = 1$  to evaluate the  $Q_1(M)$ , while  $\{\eta_t\}$  are standardized with median zero and  $E(|\eta_t|) = 1$  to evaluate the  $Q_2(M)$ . We fit a linear DAR model with  $p = 1$  using the Gaussian or exponential quasi-maximum likelihood estimation, so that the case of  $c_1 = c_2 = 0$  corresponds to the size of the test, the case of  $c_1 \neq 0$  corresponds to misspecifications in the conditional mean, and the case of  $c_2 > 0$  corresponds to misspecifications in the conditional standard deviation. Two departure levels,  $0.1$  and  $0.3$ , are considered for both  $c_1$  and  $c_2$ . The rejection rates of  $Q_1(6)$  and  $Q_2(6)$  at  $5\%$  significance level are summarized in Table 4. We have the following findings: (1) all sizes are close to the nominal rate except for those of  $Q_1(6)$  at the  $t_3$  case, and all powers

increase as the sample size  $n$  or the departure level increases. This is as expected since the G-QMLE is not applicable if  $\eta_t$  follows  $t_3$  distribution with  $E(\eta_t^4) = \infty$ , which makes the size inaccurate; (2) for the same level of departures,  $Q_1(6)$  and  $Q_2(6)$  are more powerful in detecting the misspecification in the conditional mean ( $c_1 \neq 0, c_2 = 0$ ) than that in the conditional standard deviation ( $c_1 = 0, c_2 > 0$ ); (3) as the innovation distribution gets more heavy-tailed,  $Q_1(6)$  and  $Q_2(6)$  perform worse in detecting misspecifications in the conditional standard deviation. This seems consistent with the results in the first experiment, where the estimation performance of scale parameters  $\omega_0$  and  $\beta_0$  gets worse as the innovation distribution becomes more heavy-tailed.

## 5 An empirical example

In this section, we apply the proposed inference tools to the weekly closing prices of the Bitcoin (BTC) from July 18, 2010 to August 16, 2020, with 527 observations in total. We focus on their log returns (after mean adjustment), denoted by  $\{y_t\}$ . The time plot of  $\{y_t\}$  in Figure 1 suggests evident volatility clustering, and the kurtosis of  $\{y_t\}$  is 9.3, indicating that the tail of  $\{y_t\}$  is much heavier than normal distribution. Moreover, the autocorrelation can be found from the sample partial autocorrelation functions (PACFs) of both  $\{y_t\}$  and  $\{|y_t|\}$ . Therefore, we fit the dataset  $\{y_t\}$  using a linear DAR model.

Based on  $p_{\max} = 10$ , the proposed  $\text{BIC}_1$  and  $\text{BIC}_2$  in Section 2.4 select the same order  $p = 3$  for the linear DAR model. We first employ the Gaussian quasi-maximum likelihood estimation method in Section 2.1, and obtain the fitted model as follows

$$\begin{aligned} y_t &= 0.1098_{0.0579}y_{t-1} + 0.1268_{0.0547}y_{t-2} + 0.1733_{0.0586}y_{t-3} + \tilde{\eta}_t\tilde{\sigma}_t, \\ \tilde{\sigma}_t &= 0.0821_{0.0146} + 0.2348_{0.1324}|y_{t-1}| + 0.1674_{0.1260}|y_{t-2}| + 0.2519_{0.1348}|y_{t-3}|, \end{aligned} \quad (5.1)$$

where the subscripts are standard errors of the estimated coefficients, and  $\{\tilde{\eta}_t\}$  are the fitted residuals. It can be seen that, all coefficients except that of  $|y_{t-2}|$  are significant at the 10% significance level. Figure 2 illustrates the Q-Q plots of the fitted residuals  $\{\tilde{\eta}_t\}$  against the Students'  $t_2$ ,  $t_3$  or  $t_4$  distribution. It can be found that, the residuals are approximately  $t_3$  distributed and the tail is heavier than  $t_4$  but much lighter than  $t_2$ , which indicates that possibly  $E(\eta_t^2) < \infty$  and  $E(\eta_t^4) = \infty$ . We can conclude that the G-QMLE may be unsuitable for the data  $\{y_t\}$ . Although the G-QMLE is not applicable



here, we still employ the portmanteau test  $Q_1(M)$  for illustration. The  $p$ -values of  $Q_1(M)$  for  $M = 6, 12$  and  $18$  are  $0.71, 0.37$  and  $0.11$ , respectively. Moreover, Figure 4 plots the residual ACFs  $\tilde{\rho}_k$ 's and  $\tilde{\gamma}_k$ 's up to lag 18, and they all fall within their corresponding 95% pointwise confidence intervals (CIs). Clearly almost all residual ACFs are insignificant both individually and jointly at the 5% significance level, and hence we can conclude that the fitted model at (5.1) is adequate.

Alternatively, the exponential quasi-maximum likelihood estimation method in Section 2.2 can be used to fit  $\{y_t\}$ , and the fitted model is

$$\begin{aligned} y_t &= 0.0815_{0.0392}y_{t-1} + 0.1401_{0.0378}y_{t-2} + 0.0693_{0.0366}y_{t-3} + \hat{\eta}_t\hat{\sigma}_t, \\ \hat{\sigma}_t &= 0.0435_{0.0065} + 0.2192_{0.0664}|y_{t-1}| + 0.1895_{0.0645}|y_{t-2}| + 0.1616_{0.0624}|y_{t-3}|, \end{aligned} \quad (5.2)$$

where the subscripts are standard errors of the estimated coefficients, and  $\{\hat{\eta}_t\}$  are the fitted residuals. It can be found that, the coefficient of  $y_{t-3}$  is significant at the 10% significance level while the others are significant at the 5% significance level. The Q-Q plots of the fitted residuals  $\{\hat{\eta}_t\}$  against the Students'  $t_2$ ,  $t_3$  or  $t_4$  distribution are also shown in Figure 3. Similar findings that probably  $E(\eta_t^2) < \infty$  and  $E(\eta_t^4) = \infty$  can be obtained as in Figure 2, which further verifies the applicability of the E-QMLE to the data  $\{y_t\}$ . Mixed portmanteau tests  $Q_2(M)$  for  $M = 6, 12$  and  $18$  are conducted as in Section 3, and their  $p$ -values are  $0.56, 0.71$  and  $0.19$ , respectively. In addition, Figure 5 plots the residual ACFs  $\hat{\rho}_k$ 's and  $\hat{\gamma}_k$ 's up to lag 18, and they all fall within their corresponding 95% pointwise confidence intervals (CIs) except for  $\hat{\gamma}_3$  which is slightly smaller than the lower limit of its 95% CI. Clearly almost all residual ACFs are insignificant both individually and jointly at the 5% significance level, and hence we can conclude that the fitted model at (5.2) is adequate.

For financial time series, an important application of the linear DAR model is to forecast risk measures such as the value-at-risk (VaR). VaR is actually a tail quantile of the conditional return distribution, and thus the  $\tau$ th conditional quantile of  $y_t$  denoted by  $Q_{y_t}(\tau | \mathcal{F}_{t-1})$  is the negative  $\tau$ th VaR. To examine the forecasting performance of the linear DAR model estimated by the G-QMLE and E-QMLE, we conduct one-step-ahead predictions using a rolling forecasting procedure with a fixed moving window of size 350. Specifically, we estimate the linear DAR model by the G-QMLE (or E-QMLE) for each

moving window, and calculate the one-week-ahead forecast of the  $\tau$ th conditional quantile of  $y_{t+1}$  using  $\tilde{Q}_{y_{t+1}}(\tau | \mathcal{F}_t) = \tilde{\mu}_{t+1} + \tilde{\sigma}_{t+1}\tilde{b}_\tau$  (or  $\hat{Q}_{y_{t+1}}(\tau | \mathcal{F}_t) = \hat{\mu}_{t+1} + \hat{\sigma}_{t+1}\hat{b}_\tau$ ), where  $\tilde{\mu}_{t+1}$  (or  $\hat{\mu}_{t+1}$ ) and  $\tilde{\sigma}_{t+1}$  (or  $\hat{\sigma}_{t+1}$ ) are the predicted conditional mean and standard deviation using the G-QMLE (or E-QMLE), respectively, and  $\tilde{b}_\tau$  (or  $\hat{b}_\tau$ ) is the  $\tau$ th sample quantile of the residuals  $\{\tilde{\eta}_t\}$  (or  $\{\hat{\eta}_t\}$ ). For illustration, the rolling one-week-ahead forecasts at  $\tau = 5\%$  are displayed in Figure 1. It can be seen that the negative VaRs based on the G-QMLE and E-QMLE are close to each other, and they change accordingly to the volatility of the data, and  $y_t$  occasionally falls below its one-week negative VaR forecast.

For comparison, the linear DAR model of order three is also estimated by the doubly weighted quantile regression estimation (DWQRE) in Zhu et al. (2018). To make the comparison between the E-QMLE and the DWQRE feasible and consistent, the volatility coefficients of the fitted linear DAR model using the DWQRE are reparameterized to ensure  $E(|\eta_t|) = 1$ . As a result, the fitted model using the DWQRE method based on quantile levels  $\tau_k = k/10$  for  $k = 1, \dots, 9$ , is given by

$$\begin{aligned} y_t &= 0.1311_{0.0447}y_{t-1} + 0.0854_{0.0394}y_{t-2} + 0.0627_{0.0357}y_{t-3} + \eta_t\sigma_t, \\ \sigma_t &= 0.0384 + 0.3329_{0.0972}|y_{t-1}| + 0.2020_{0.0762}|y_{t-2}| + 0.1209_{0.0630}|y_{t-3}|, \end{aligned} \quad (5.3)$$

where the subscripts are standard errors of the estimated coefficients, and the innovations  $\{\eta_t\}$  are standardized such that  $E(|\eta_t|) = 1$ . As for model (5.2), most coefficients in model (5.3) are significant at the 5% significance level. Overall, in view of models (5.1)–(5.3), the conditional mean structures and conditional scale structures of three fitted models are not far away from each other.

We next compare the forecasting performance of the proposed G-QMLE and E-QMLE methods with that of the DWQRE method. The rolling forecasting procedure with a fixed moving window of size 350, is also conducted for the DWQRE approach, and the one-week-ahead forecast of the  $\tau$ th conditional quantile of  $y_{t+1}$  is computed using  $\check{Q}_{y_{t+1}}(\tau | \mathcal{F}_t) = \check{\mu}_{t+1} + \check{\sigma}_{t+1}\check{b}_\tau$ , where  $\check{\mu}_{t+1}$  and  $\check{\sigma}_{t+1}$  are the predicted conditional mean and conditional standard deviation using the DWQRE method, respectively, and  $\check{b}_\tau$  is the  $\tau$ th sample quantile of the corresponding residuals. To evaluate the forecasting performance of the above three estimation methods, we calculate the empirical coverage rate (ECR), and perform VaR backtests for the forecasts at  $\tau = 5\%$ ,  $10\%$ ,  $90\%$  and  $95\%$ . Specifically,

ECR is calculated as the proportion of observations that fall below the corresponding conditional quantile forecast for the last 176 data points. Two VaR backtests, i.e. the likelihood ratio test for correct conditional coverage (CC) in Christoffersen (1998) and the dynamic quantile (DQ) test in Engle and Manganelli (2004) are employed. Let  $H_t = I(y_t < Q_{y_t}(\tau | \mathcal{F}_{t-1}))$  be the hit, where  $I(\cdot)$  is an indicator function. The null hypothesis of CC test is that, conditional on  $\mathcal{F}_{t-1}$ ,  $\{H_t\}$  are *i.i.d.* Bernoulli random variables with success probability being  $\tau$ . For the DQ test, as in Engle and Manganelli (2004), we regress  $H_t$  on regressors including a constant, four lagged hits  $H_{t-i}, i = 1, 2, 3, 4$ , and the VaR forecast at the time point  $t$ . The null hypothesis of DQ test is that the intercept is equal to the quantile level  $\tau$  and all regression coefficients are zero.

Table 5 reports ECRs and  $p$ -values of two VaR backtests for the one-week-ahead forecasts obtained using three estimation methods at four quantile levels. The proposed E-QMLE performs well at all the four quantile levels with  $p$ -values not less than 0.1 for both CC and DQ tests, the proposed G-QMLE also performs well except for  $\tau = 95\%$  with the  $p$ -value of DQ test slightly smaller than 0.1, while the DWQRE performs less satisfactorily at three quantile levels in terms of DQ tests. For ECRs, it can be seen that those of the E-QMLE are closest to the nominal quantile level except for  $\tau = 90\%$ . Overall, the linear DAR model fitted by the proposed E-QMLE method outperforms that of the DWQRE in forecasting VaRs for the Bitcoin returns. The proposed G-QMLE method performs worse than the E-QMLE, this is probably because the G-QMLE is not suitable for the data. As a result, we conclude that the proposed E-QMLE procedure seems to be more reasonable and suitable for the considered data set in terms of fitting and forecasting.

## 6 Conclusion and discussion

This paper proposes two quasi-maximum likelihood estimators including the Gaussian quasi-maximum likelihood estimator (G-QMLE) and the exponential quasi-maximum likelihood estimator (E-QMLE) for linear double autoregressive (DAR) models, which are much more simple in computation than the doubly weighted quantile regression estimator (DWQRE) of Zhu et al. (2018). Under only fractional moment of the process

$\{y_t\}$ , the consistency and asymptotic normality of the G-QMLE and E-QMLE are established. We compare the proposed G-QMLE and E-QMLE with the DWQRE, and provide suggestions for practical application in choosing a suitable estimator. Moreover, we propose two Bayesian information criteria (BIC) for order selection, and construct two mixed portmanteau tests to check the adequacy of fitted models based on the two QMLEs. As with the two estimation methods, all asymptotic properties of BIC and tests are established without any moment condition on the observed process. Simulation studies and a real example confirm that the proposed robust inference tools are useful in practice.

The robust inference tools in this paper can be extended in two directions. First, the linear DAR model can be generalized to a vector form to jointly model multivariate time series. In the framework of a vector linear DAR model, it is interesting to investigate whether the good properties of robust inference tools can be preserved. Second, since financial time series are usually characterized by asymmetric effects, it is necessary to extend the linear DAR model to account for asymmetric phenomena. Accordingly, the proposed robust inference tools can be adapted to such an extension. We leave these topics for future research.

# Appendix

This appendix includes technical details for Theorems 1–5 and Remark 1. To show Theorems 1–3, Lemmas 1–7 are also introduced. Throughout the appendix, the notation  $C$  is a generic constant which may take different values from lines to lines. The norm of a matrix or column vector is defined as  $\|A\| = \sqrt{\text{tr}(AA')} = \sqrt{\sum_{i,j} |a_{ij}|^2}$ .

## A.1 Proof of Theorem 1

To show Theorem 1, we introduce the following Lemmas 1–4.

**Lemma 1.** *If Assumptions 1–2 hold, then it holds that*

$$(i) \ E \sup_{\boldsymbol{\theta} \in \Theta} |\ell_t^G(\boldsymbol{\theta})| < \infty; \quad (ii) \ E \sup_{\boldsymbol{\theta} \in \Theta} \left\| \frac{\partial \ell_t^G(\boldsymbol{\theta})}{\partial \boldsymbol{\theta}} \right\| < \infty; \quad (iii) \ E \sup_{\boldsymbol{\theta} \in \Theta} \left\| \frac{\partial^2 \ell_t^G(\boldsymbol{\theta})}{\partial \boldsymbol{\theta} \partial \boldsymbol{\theta}'} \right\| < \infty.$$

*Proof.* Recall that  $\boldsymbol{\theta} = (\boldsymbol{\alpha}', \boldsymbol{\delta}')'$  and  $\ell_t^G(\boldsymbol{\theta}) = \ln h_t(\boldsymbol{\delta}) + 0.5\varepsilon_t^2(\boldsymbol{\alpha})/h_t^2(\boldsymbol{\delta})$ , where  $\varepsilon_t(\boldsymbol{\alpha}) = y_t - \sum_{i=1}^p \alpha_i y_{t-i}$  and  $h_t(\boldsymbol{\delta}) = \omega + \sum_{i=1}^p \beta_i |y_{t-i}|$ . It can be derived that

$$\begin{aligned} \frac{\partial \ell_t^G(\boldsymbol{\theta})}{\partial \alpha_i} &= -\frac{\varepsilon_t(\boldsymbol{\alpha}) y_{t-i}}{h_t^2(\boldsymbol{\delta})}, \quad \frac{\partial \ell_t^G(\boldsymbol{\theta})}{\partial \omega} = \frac{1}{h_t(\boldsymbol{\delta})} \left( 1 - \frac{\varepsilon_t^2(\boldsymbol{\alpha})}{h_t^2(\boldsymbol{\delta})} \right), \quad \frac{\partial \ell_t^G(\boldsymbol{\theta})}{\partial \beta_i} = \frac{|y_{t-i}|}{h_t(\boldsymbol{\delta})} \left( 1 - \frac{\varepsilon_t^2(\boldsymbol{\alpha})}{h_t^2(\boldsymbol{\delta})} \right), \\ \frac{\partial^2 \ell_t^G(\boldsymbol{\theta})}{\partial \alpha_i \partial \alpha_j} &= \frac{y_{t-i} y_{t-j}}{h_t^2(\boldsymbol{\delta})}, \quad \frac{\partial^2 \ell_t^G(\boldsymbol{\theta})}{\partial \alpha_i \partial \omega} = \frac{2\varepsilon_t(\boldsymbol{\alpha}) y_{t-i}}{h_t^3(\boldsymbol{\delta})}, \quad \frac{\partial^2 \ell_t^G(\boldsymbol{\theta})}{\partial \alpha_i \partial \beta_j} = \frac{2\varepsilon_t(\boldsymbol{\alpha}) y_{t-i} |y_{t-j}|}{h_t^3(\boldsymbol{\delta})}, \\ \frac{\partial^2 \ell_t^G(\boldsymbol{\theta})}{\partial^2 \omega} &= -\frac{1}{h_t^2(\boldsymbol{\delta})} \left( 1 - \frac{3\varepsilon_t^2(\boldsymbol{\alpha})}{h_t^2(\boldsymbol{\delta})} \right), \quad \frac{\partial^2 \ell_t^G(\boldsymbol{\theta})}{\partial \omega \partial \beta_j} = -\frac{|y_{t-j}|}{h_t^2(\boldsymbol{\delta})} \left( 1 - \frac{3\varepsilon_t^2(\boldsymbol{\alpha})}{h_t^2(\boldsymbol{\delta})} \right) \text{ and} \\ \frac{\partial^2 \ell_t^G(\boldsymbol{\theta})}{\partial \beta_i \partial \beta_j} &= -\frac{|y_{t-i} y_{t-j}|}{h_t^2(\boldsymbol{\delta})} \left( 1 - \frac{3\varepsilon_t^2(\boldsymbol{\alpha})}{h_t^2(\boldsymbol{\delta})} \right). \end{aligned}$$

We first show (i). By Assumption 2, there exists a constant  $0 < \kappa \leq 1$  such that  $E(|y_t|^\kappa) < \infty$ . Let  $\bar{\omega}^* = \max\{1, \bar{\omega}\}$ . By Jensen's inequality, we have

$$\begin{aligned} E \ln \left( \bar{\omega}^* + \bar{\beta} \sum_{i=1}^p |y_{t-i}| \right) &= \frac{1}{\kappa} E \ln \left( \bar{\omega}^* + \bar{\beta} \sum_{i=1}^p |y_{t-i}| \right)^\kappa \\ &\leq \frac{1}{\kappa} E \ln \left( \bar{\omega}^{*\kappa} + \bar{\beta}^\kappa \sum_{i=1}^p |y_{t-i}|^\kappa \right) \\ &\leq \frac{1}{\kappa} \ln \left( \bar{\omega}^{*\kappa} + \bar{\beta}^\kappa \sum_{i=1}^p E(|y_{t-i}|^\kappa) \right) < \infty, \end{aligned}$$

where the following elementary relation is used:  $(\sum_{i=1}^p \alpha_i)^s \leq \sum_{i=1}^p \alpha_i^s$  for all  $\alpha_i > 0$  and

$s \in (0, 1]$ . This together with Assumption 2, implies that

$$\begin{aligned}
E \sup_{\boldsymbol{\theta} \in \Theta} |\ln h_t(\boldsymbol{\delta})| &\leq E \sup_{\boldsymbol{\theta} \in \Theta} \left[ I \left( \omega + \bar{\beta} \sum_{i=1}^p |y_{t-i}| \geq 1 \right) \ln \left( \omega + \bar{\beta} \sum_{i=1}^p |y_{t-i}| \right) \right] \\
&\quad + E \sup_{\boldsymbol{\theta} \in \Theta} \left[ -I \left( \omega + \bar{\beta} \sum_{i=1}^p |y_{t-i}| \leq 1 \right) \ln \left( \omega + \bar{\beta} \sum_{i=1}^p |y_{t-i}| \right) \right] \\
&\leq E \ln \left( \bar{\omega}^* + \bar{\beta} \sum_{i=1}^p |y_{t-i}| \right) - I\{\underline{\omega} < 1\} \ln \underline{\omega} < \infty.
\end{aligned} \tag{A.1}$$

By Assumption 3(i), we have  $E(\eta_t) = 0$  and  $E(\eta_t^2) = 1$ . Moreover, note that  $\eta_t$  is independent of  $\mathcal{F}_{t-1}$ , and  $y_t - \sum_{i=1}^p \alpha_i y_{t-i} = \sum_{i=1}^p (\alpha_{i0} - \alpha_i) y_{t-i} + \eta_t (\omega_0 + \sum_{i=1}^p \beta_{i0} |y_{t-i}|)$ , then by Assumption 1 and  $c_r$  inequality, it can be verified that

$$\begin{aligned}
&E \sup_{\boldsymbol{\theta} \in \Theta} \left[ \frac{(y_t - \sum_{i=1}^p \alpha_i y_{t-i})^2}{(\omega + \sum_{i=1}^p \beta_i |y_{t-i}|)^2} \right] \\
&\leq E \sup_{\boldsymbol{\theta} \in \Theta} \left[ \left( \sum_{i=1}^p \frac{(\alpha_{i0} - \alpha_i) y_{t-i}}{\underline{\omega} + \underline{\beta} \sum_{i=1}^p |y_{t-i}|} \right)^2 \right] + E \left[ \left( \frac{\bar{\omega} + \bar{\beta} \sum_{i=1}^p |y_{t-i}|}{\underline{\omega} + \underline{\beta} \sum_{i=1}^p |y_{t-i}|} \right)^2 \right] \\
&\leq E \sup_{\boldsymbol{\theta} \in \Theta} \left[ \left( \sum_{i=1}^p \frac{(\alpha_{i0} - \alpha_i) y_{t-i}}{\underline{\beta} |y_{t-i}|} \right)^2 \right] \\
&\quad + 2E \left[ \left( \frac{\bar{\omega}}{\underline{\omega} + \underline{\beta} \sum_{i=1}^p |y_{t-i}|} \right)^2 \right] + 2E \left[ \left( \sum_{i=1}^p \frac{\bar{\beta} |y_{t-i}|}{\underline{\omega} + \underline{\beta} \sum_{i=1}^p |y_{t-i}|} \right)^2 \right] \\
&\leq \frac{p}{\underline{\beta}^2} \sum_{i=1}^p \sup_{\boldsymbol{\theta} \in \Theta} (\alpha_{i0} - \alpha_i)^2 + \frac{2\bar{\omega}^2}{\underline{\omega}^2} + \frac{2p^2 \bar{\beta}^2}{\underline{\beta}^2} < \infty.
\end{aligned} \tag{A.2}$$

By (A.1), (A.2) and the triangle inequality, we have

$$E \sup_{\boldsymbol{\theta} \in \Theta} |\ell_t^G(\boldsymbol{\theta})| \leq E \sup_{\boldsymbol{\theta} \in \Theta} |\ln h_t(\boldsymbol{\delta})| + \frac{1}{2} E \sup_{\boldsymbol{\theta} \in \Theta} \frac{\varepsilon_t^2(\boldsymbol{\alpha})}{h_t^2(\boldsymbol{\delta})} < \infty.$$

Thus, (i) is verified. Similarly, we can show that (ii) and (iii) hold.  $\square$

**Lemma 2.** *If Assumptions 1 and 2 hold, then*

- (i)  $\sup_{\boldsymbol{\theta} \in \Theta} |L_n^G(\boldsymbol{\theta}) - E[\ell_t^G(\boldsymbol{\theta})]| = o_p(1)$ ;
- (ii)  $\sup_{\boldsymbol{\theta} \in \Theta} \left\| \frac{\partial L_n^G(\boldsymbol{\theta})}{\partial \boldsymbol{\theta}} - E \left[ \frac{\partial \ell_t^G(\boldsymbol{\theta})}{\partial \boldsymbol{\theta}} \right] \right\| = o_p(1)$ ;
- (iii)  $\sup_{\boldsymbol{\theta} \in \Theta} \left\| \frac{\partial^2 L_n^G(\boldsymbol{\theta})}{\partial \boldsymbol{\theta} \partial \boldsymbol{\theta}'} - E \left[ \frac{\partial^2 \ell_t^G(\boldsymbol{\theta})}{\partial \boldsymbol{\theta} \partial \boldsymbol{\theta}'} \right] \right\| = o_p(1)$ .

*Proof.* These follow from Lemma 1 and Theorem 3.1 in Ling and McAleer (2003).  $\square$

**Lemma 3.** *If Assumptions 1–3(i) hold, then  $E[\ell_t^G(\boldsymbol{\theta})]$  has a unique minimum at  $\boldsymbol{\theta}_0$ .*

*Proof.* We first prove that

$$\mathbf{c}_1 = \mathbf{0}_p \quad \text{if} \quad \mathbf{c}'_1 \mathbf{Y}_{1t} = 0 \text{ a.s.} \quad \text{and} \quad \mathbf{c}_2 = \mathbf{0}_{p+1} \quad \text{if} \quad \mathbf{c}'_2 \mathbf{Y}_{2t} = 0 \text{ a.s.}, \quad (\text{A.3})$$

where  $\mathbf{c}_1$  and  $\mathbf{c}_2$  are  $p \times 1$  and  $(p+1) \times 1$  constant vectors, respectively. If  $\mathbf{c}'_1 \mathbf{Y}_{1t} = 0$  a.s. and  $\mathbf{c}_1 = (c_1, \dots, c_p)' \neq \mathbf{0}$ , without loss of generality, we can assume  $c_1 = 1$ , thus  $y_t = -\sum_{i=2}^p c_i y_{t-i+1}$  a.s.. Recall that  $\eta_t = \varepsilon_t(\boldsymbol{\alpha}_0)/h_t(\boldsymbol{\delta}_0)$  with  $\varepsilon_t(\boldsymbol{\alpha}_0), h_t(\boldsymbol{\delta}_0) \in \mathcal{F}_{t-1}$ , and  $\eta_t$  is independent of  $\mathcal{F}_{t-1}$ , we have

$$E(\eta_t^2) = E(\eta_t) E\left(\frac{-\sum_{i=2}^p c_i y_{t-i+1} - \varepsilon_t(\boldsymbol{\alpha}_0)}{h_t(\boldsymbol{\delta}_0)}\right) = 0, \quad (\text{A.4})$$

which is a contradiction with  $E(\eta_t^2) = 1$  by Assumption 3(i), thus  $\mathbf{c}_1 = \mathbf{0}_p$ . Similarly, we can show that  $\mathbf{c}_2 = \mathbf{0}_{p+1}$ .

Note that  $\varepsilon_t(\boldsymbol{\alpha}) = \varepsilon_t(\boldsymbol{\alpha}_0) - (\boldsymbol{\alpha} - \boldsymbol{\alpha}_0)' \mathbf{Y}_{1t} h_t(\boldsymbol{\delta}_0)$  and  $\varepsilon_t(\boldsymbol{\alpha}_0) = \eta_t h_t(\boldsymbol{\delta}_0)$ . As for (A.2), then by the law of iterated expectations and Assumption 3(i), we can show that

$$\begin{aligned} E[\ell_t^G(\boldsymbol{\theta})] &= E\left\{ \ln h_t(\boldsymbol{\delta}) + \frac{[\varepsilon_t(\boldsymbol{\alpha}_0) - (\boldsymbol{\alpha} - \boldsymbol{\alpha}_0)' \mathbf{Y}_{1t} h_t(\boldsymbol{\delta}_0)]^2}{2h_t^2(\boldsymbol{\delta})} \right\} \\ &= E\left[ \ln h_t(\boldsymbol{\delta}) + \frac{1}{2} \left( \frac{h_t(\boldsymbol{\delta}_0)}{h_t(\boldsymbol{\delta})} \right)^2 \right] - \frac{1}{2} E\left[ \frac{(\boldsymbol{\alpha} - \boldsymbol{\alpha}_0)' \mathbf{Y}_{1t} h_t(\boldsymbol{\delta}_0)}{h_t(\boldsymbol{\delta})} \right]^2. \end{aligned} \quad (\text{A.5})$$

The second term in (A.5) reaches its minimum at zero, and this happens if and only if  $(\boldsymbol{\alpha} - \boldsymbol{\alpha}_0)' \mathbf{Y}_{1t} = 0$  a.s., which holds if and only if  $\boldsymbol{\alpha} = \boldsymbol{\alpha}_0$  by (A.3). For the first term in (A.5), denote  $f(x) = -\ln(x) - 0.5a^2/x^2$ , where  $x = h_t(\boldsymbol{\delta})$  and  $a = h_t(\boldsymbol{\delta}_0)$ . We can prove that  $f(x)$  reaches its minimum at  $x = a$ , i.e.  $h_t(\boldsymbol{\delta}) = h_t(\boldsymbol{\delta}_0)$ , which holds if and only if  $\boldsymbol{\delta} = \boldsymbol{\delta}_0$  by (A.3). Therefore,  $E[\ell_t^G(\boldsymbol{\theta})]$  is uniquely minimized at  $\boldsymbol{\theta}_0$ .  $\square$

**Lemma 4.** *Suppose Assumptions 1–3 hold, then*

(i)  $\Omega_1$  and  $\Sigma_1$  are finite and positive definite;

(ii)  $\sqrt{n} \partial L_n^G(\boldsymbol{\theta}_0) / \partial \boldsymbol{\theta} \rightarrow_{\mathcal{L}} N(0, \Omega_1)$  as  $n \rightarrow \infty$ .

*Proof.* We first show (i). Recall that  $\kappa_3 = E\eta_t^3$ ,  $\kappa_4 = E\eta_t^4 - 1$ ,

$$\Sigma_1 = \text{diag}\{E(\mathbf{Y}_{1t} \mathbf{Y}'_{1t}), 2E(\mathbf{Y}_{2t} \mathbf{Y}'_{2t})\} \quad \text{and} \quad \Omega_1 = \begin{pmatrix} E(\mathbf{Y}_{1t} \mathbf{Y}'_{1t}) & \kappa_3 E(\mathbf{Y}_{1t} \mathbf{Y}'_{2t}) \\ \kappa_3 E(\mathbf{Y}_{2t} \mathbf{Y}'_{1t}) & \kappa_4 E(\mathbf{Y}_{2t} \mathbf{Y}'_{2t}) \end{pmatrix}.$$

By Assumptions 1–2, for some constant  $C$ , we have

$$\|E(\mathbf{Y}_{1t}\mathbf{Y}_{1t}')\| < C, \|E(\mathbf{Y}_{1t}\mathbf{Y}_{2t}')\| < C \text{ and } \|E(\mathbf{Y}_{2t}\mathbf{Y}_{2t}')\| < C.$$

Thus,  $\Sigma_1$  is finite. Since  $E(\eta_t^4) < \infty$  by Assumption 3(ii), we have  $\kappa_1, \kappa_2 < \infty$ , then  $\Omega_1$  is also finite.

Let  $\mathbf{x} = (\mathbf{x}'_1, \mathbf{x}'_2)'$ , where  $\mathbf{x}_1 \in \mathbb{R}^p$  and  $\mathbf{x}_2 \in \mathbb{R}^{p+1}$  are arbitrary non-zero constant vectors. It follows that

$$\begin{aligned} \mathbf{x}'\Omega_1\mathbf{x} &= E\{(\mathbf{x}'_1\mathbf{Y}_{1t})^2 + \kappa_4(\mathbf{x}'_2\mathbf{Y}_{2t})^2 + 2\kappa_3\mathbf{x}'_2\mathbf{Y}_{2t}\mathbf{Y}_{1t}'\mathbf{x}_1\} \\ &= E\{(\mathbf{x}'_1\mathbf{Y}_{1t} + \kappa_3\mathbf{x}'_2\mathbf{Y}_{2t})^2 + (\kappa_4 - \kappa_3^2)(\mathbf{x}'_2\mathbf{Y}_{2t})^2\}. \end{aligned} \quad (\text{A.6})$$

By Cauchy-Schwarz inequality and Assumption 3(i), we have  $\kappa_3^2 = [\text{cov}(\eta_t, \eta_t^2)]^2 \leq \text{var}(\eta_t) \text{var}(\eta_t^2) = \kappa_4$ , and the equality holds when  $P(\eta_t^2 - c\eta_t = 1) = 1$  for any  $c \in \mathbb{R}$ , which is equivalent to  $\det(D) = 0$ . Since  $D$  is positive definite, we have  $\kappa_4 - \kappa_3^2 > 0$  and thus  $\mathbf{x}'\Omega_1\mathbf{x} > 0$ , i.e.  $\Omega_1$  is positive definite. Moreover, by (A.3), it can be verified that

$$\mathbf{x}'\Sigma_1\mathbf{x} = E\{(\mathbf{x}'_1\mathbf{Y}_{1t})^2 + 2(\mathbf{x}'_2\mathbf{Y}_{2t})^2\} > 0.$$

As a result,  $\Sigma_1$  is positive definite. Hence, (i) holds.

Note that  $\Omega_1 = E[\partial\ell_t(\boldsymbol{\theta}_0)/\partial\boldsymbol{\theta}\partial\ell_t(\boldsymbol{\theta}_0)/\partial\boldsymbol{\theta}']$ . By the Martingale Central Limit Theorem and the Cramér-Wold device, we can show that (ii) holds.  $\square$

*Proof of Theorem 1.* By Lemma 2(i) and Lemma 3, we have established all the conditions for consistency in Theorem 4.1.1 in Amemiya (1985), and hence  $\tilde{\boldsymbol{\theta}}_n \rightarrow_p \boldsymbol{\theta}_0$  as  $n \rightarrow \infty$ .

By Lemma 2(iii), for any  $\boldsymbol{\theta} = \boldsymbol{\theta}_0 + o_p(1)$ , we have  $\partial^2 L_n^G(\boldsymbol{\theta})/\partial\boldsymbol{\theta}\partial\boldsymbol{\theta}' = \Sigma_1 + o_p(1)$ . By Taylor's expansion and the consistency of  $\tilde{\boldsymbol{\theta}}_n$ , then we have

$$\sqrt{n}(\tilde{\boldsymbol{\theta}}_n - \boldsymbol{\theta}_0) = -\Sigma_1^{-1} \frac{1}{\sqrt{n}} \sum_{t=p+1}^n \frac{\partial\ell_t^G(\boldsymbol{\theta}_0)}{\partial\boldsymbol{\theta}} + o_p(1). \quad (\text{A.7})$$

This together with Lemma 4, we have established all the conditions of Theorem 4.1.3 in Amemiya (1985), and hence the asymptotic normality follows.  $\square$

## A.2 Proof of Theorem 2

To show Theorem 2, we introduce the following lemma.



**Lemma 5.** For any  $\boldsymbol{\theta}^* \in \Theta$ , let  $B_\eta(\boldsymbol{\theta}^*) = \{\boldsymbol{\theta} \in \Theta : \|\boldsymbol{\theta} - \boldsymbol{\theta}^*\| < \eta\}$  be an open neighborhood of  $\boldsymbol{\theta}^*$  with radius  $\eta > 0$ . If Assumptions 1, 2 and 4(i) hold, then

- (i)  $E \sup_{\boldsymbol{\theta} \in \Theta} |\ell_t^E(\boldsymbol{\theta})| < \infty$ ;
- (ii)  $E [\ell_t^E(\boldsymbol{\theta})]$  has a unique minimum at  $\boldsymbol{\theta}_0$ ;
- (iii)  $E \left[ \sup_{\boldsymbol{\theta} \in B_\eta(\boldsymbol{\theta}^*)} |\ell_t^E(\boldsymbol{\theta}) - \ell_t^E(\boldsymbol{\theta}^*)| \right] \rightarrow 0$  as  $\eta \rightarrow 0$ .

*Proof.* Recall that  $\ell_t^E(\boldsymbol{\theta}) = \ln h_t(\boldsymbol{\delta}) + h_t^{-1}(\boldsymbol{\delta})|\varepsilon_t(\boldsymbol{\alpha})|$ , where  $\varepsilon_t(\boldsymbol{\alpha}) = y_t - \sum_{i=1}^p \alpha_i y_{t-i}$  and  $h_t(\boldsymbol{\delta}) = \omega + \sum_{i=1}^p \beta_i |y_{t-i}|$ . We first show (i). Denote  $c_i = \sup_{\boldsymbol{\theta} \in \Theta} |\alpha_{i0} - \alpha_i|$ , then by Assumption 1 we have  $c_i < \infty$  for  $i = 1, \dots, p$ . Note that  $\varepsilon_t(\boldsymbol{\alpha}) = \sum_{i=1}^p (\alpha_{i0} - \alpha_i) y_{t-i} + \varepsilon_t(\boldsymbol{\alpha}_0)$  and  $\varepsilon_t(\boldsymbol{\alpha}_0) = \eta_t h_t(\boldsymbol{\delta}_0) = \eta_t (\Omega_2 + \sum_{i=1}^p \beta_{i0} |y_{t-i}|)$ . Then by Assumption 1 and  $E(|\eta_t|) = 1$  by Assumption 4(i), it follows that

$$\begin{aligned}
& E \sup_{\boldsymbol{\theta} \in \Theta} \left[ \frac{|\varepsilon_t(\boldsymbol{\alpha})|}{h_t(\boldsymbol{\delta})} \right] \\
& \leq E \sup_{\boldsymbol{\theta} \in \Theta} \left[ \frac{\sum_{i=1}^p |\alpha_{i0} - \alpha_i| |y_{t-i}|}{\omega + \sum_{i=1}^p \beta_i |y_{t-i}|} \right] + E(|\eta_t|) E \sup_{\boldsymbol{\theta} \in \Theta} \left[ \frac{\Omega_2 + \sum_{i=1}^p \beta_{i0} |y_{t-i}|}{\omega + \sum_{i=1}^p \beta_i |y_{t-i}|} \right] \\
& \leq \sum_{i=1}^p E \left[ \frac{c_i |y_{t-i}|}{\underline{\beta} |y_{t-i}|} \right] + E \left[ \frac{\bar{\omega}}{\underline{\omega} + \underline{\beta} \sum_{i=1}^p |y_{t-i}|} \right] + \sum_{i=1}^p E \left[ \frac{\beta_{i0} |y_{t-i}|}{\underline{\beta} |y_{t-i}|} \right] \\
& \leq \frac{1}{\underline{\beta}} \sum_{i=1}^p c_i + \frac{\bar{\omega}}{\underline{\omega}} + \frac{1}{\underline{\beta}} \sum_{i=1}^p \beta_{i0} < \infty.
\end{aligned} \tag{A.8}$$

By (A.1) and (A.8), we have

$$E \sup_{\boldsymbol{\theta} \in \Theta} |\ell_t^E(\boldsymbol{\theta})| \leq E \sup_{\boldsymbol{\theta} \in \Theta} |\ln h_t(\boldsymbol{\delta})| + E \sup_{\boldsymbol{\theta} \in \Theta} \left[ \frac{|\varepsilon_t(\boldsymbol{\alpha})|}{h_t(\boldsymbol{\delta})} \right] < \infty.$$

Thus, (i) holds.

We next show (ii). Note that  $\varepsilon_t(\boldsymbol{\alpha}) = \varepsilon_t(\boldsymbol{\alpha}_0) - (\boldsymbol{\alpha} - \boldsymbol{\alpha}_0)' \mathbf{Y}_{1t} h_t(\boldsymbol{\delta}_0)$  and  $\varepsilon_t(\boldsymbol{\alpha}_0) = \eta_t h_t(\boldsymbol{\delta}_0)$ , where  $\mathbf{Y}_{1t} = h_t^{-1}(\boldsymbol{\delta}_0)(y_{t-1}, \dots, y_{t-p})'$ . Denote  $\mathcal{F}_t$  as the  $\sigma$ -field generated by  $\{y_s, s \leq t\}$ . Recall that  $\eta_t$  has zero median and  $E(|\eta_t|) = 1$ , then by the law of iterated expectations, we have

$$\begin{aligned}
E [\ell_t^E(\boldsymbol{\theta})] &= E \left[ \ln h_t(\boldsymbol{\delta}) + \frac{|\varepsilon_t(\boldsymbol{\alpha}_0) - (\boldsymbol{\alpha} - \boldsymbol{\alpha}_0)' \mathbf{Y}_{1t} h_t(\boldsymbol{\delta}_0)|}{h_t(\boldsymbol{\delta})} \right] \\
&= E \left[ \ln h_t(\boldsymbol{\delta}) + \frac{h_t(\boldsymbol{\delta}_0)}{h_t(\boldsymbol{\delta})} E \left\{ |\eta_t - (\boldsymbol{\alpha} - \boldsymbol{\alpha}_0)' \mathbf{Y}_{1t}| \middle| \mathcal{F}_{t-1} \right\} \right] \\
&\geq E \left[ \ln h_t(\boldsymbol{\delta}) + \frac{h_t(\boldsymbol{\delta}_0)}{h_t(\boldsymbol{\delta})} E (|\eta_t| | \mathcal{F}_{t-1}) \right] \\
&= E \left[ \ln h_t(\boldsymbol{\delta}) + \frac{h_t(\boldsymbol{\delta}_0)}{h_t(\boldsymbol{\delta})} \right],
\end{aligned}$$

where the minimum of the inequality is attained if and only if  $\boldsymbol{\alpha} = \boldsymbol{\alpha}_0$  almost surely; see Ling (2007a). Moreover, the function  $f(x) = \ln x + a/x$ ,  $a \geq 0$ , reaches its minimum at  $x = a$ . Therefore,  $E[\ell_t^E(\boldsymbol{\theta})]$  reaches its minimum if and only if  $h_t(\boldsymbol{\delta}) = h_t(\boldsymbol{\delta}_0)$  almost surely, and hence  $\boldsymbol{\theta} = \boldsymbol{\theta}_0$ . As a result,  $E[\ell_t^E(\boldsymbol{\theta})]$  is uniformly minimized at  $\boldsymbol{\theta}_0$ , that is (ii) holds.

Finally, we show (iii). Let  $\boldsymbol{\theta}^* = (\boldsymbol{\alpha}^{*'}, \boldsymbol{\delta}^{*'})' \in \Theta$ . For any  $\boldsymbol{\theta} \in B_\eta(\boldsymbol{\theta}^*)$ , we can see that

$$\ell_t^E(\boldsymbol{\theta}) - \ell_t^E(\boldsymbol{\theta}^*) = \ln h_t(\boldsymbol{\delta}) - \ln h_t(\boldsymbol{\delta}^*) + \left[ \frac{|\varepsilon_t(\boldsymbol{\alpha})|}{h_t(\boldsymbol{\delta})} - \frac{|\varepsilon_t(\boldsymbol{\alpha}^*)|}{h_t(\boldsymbol{\delta})} \right] + \left[ \frac{|\varepsilon_t(\boldsymbol{\alpha}^*)|}{h_t(\boldsymbol{\delta})} - \frac{|\varepsilon_t(\boldsymbol{\alpha}^*)|}{h_t(\boldsymbol{\delta}^*)} \right].$$

By Taylor's expansion, we can see that

$$\ln h_t(\boldsymbol{\delta}) - \ln h_t(\boldsymbol{\delta}^*) = \frac{(\boldsymbol{\delta} - \boldsymbol{\delta}^*)'}{h_t(\bar{\boldsymbol{\delta}})} (1, |y_{t-1}|, \dots, |y_{t-p}|)',$$

where  $\bar{\boldsymbol{\delta}}$  lies between  $\boldsymbol{\delta}$  and  $\boldsymbol{\delta}^*$ . Then, by Assumption 1, we have

$$\begin{aligned} & E \left[ \sup_{\boldsymbol{\theta} \in B_\eta(\boldsymbol{\theta}^*)} |\ln h_t(\boldsymbol{\delta}) - \ln h_t(\boldsymbol{\delta}^*)| \right] \\ & \leq \eta E \left[ \frac{1 + \sum_{i=1}^p |y_{t-i}|}{\underline{\omega} + \underline{\beta} \sum_{i=1}^p |y_{t-i}|} \right] \leq \eta \left( \frac{1}{\underline{\omega}} + \frac{p}{\underline{\beta}} \right) \rightarrow 0 \text{ as } \eta \rightarrow 0. \end{aligned}$$

Similarly, by Taylor's expansion and (A.8), it can be verified that

$$\begin{aligned} & E \left[ \sup_{\boldsymbol{\theta} \in B_\eta(\boldsymbol{\theta}^*)} |\varepsilon_t(\boldsymbol{\alpha}^*)| \left| \frac{1}{h_t(\boldsymbol{\delta})} - \frac{1}{h_t(\boldsymbol{\delta}^*)} \right| \right] \\ & = E \left[ \sup_{\boldsymbol{\theta} \in B_\eta(\boldsymbol{\theta}^*)} |\varepsilon_t(\boldsymbol{\alpha}^*)| \frac{|(\boldsymbol{\delta} - \boldsymbol{\delta}^*)'(1, |y_{t-1}|, \dots, |y_{t-p}|)'|}{h_t^2(\bar{\boldsymbol{\delta}})} \right] \\ & \leq \eta E \left[ \sup_{\boldsymbol{\theta} \in B_\eta(\boldsymbol{\theta}^*)} \frac{|\varepsilon_t(\boldsymbol{\alpha}^*)|}{h_t(\bar{\boldsymbol{\delta}})} \left( \frac{1 + \sum_{i=1}^p |y_{t-i}|}{\underline{\omega} + \underline{\beta} \sum_{i=1}^p |y_{t-i}|} \right) \right] \\ & \leq \eta \left( \frac{1}{\underline{\beta}} \sum_{i=1}^p c_i + \frac{\bar{\omega}}{\underline{\omega}} + \frac{1}{\underline{\beta}} \sum_{i=1}^p \beta_{i0} \right) \left( \frac{1}{\underline{\omega}} + \frac{p}{\underline{\beta}} \right) \rightarrow 0 \text{ as } \eta \rightarrow 0, \end{aligned}$$

and

$$E \left[ \sup_{\boldsymbol{\theta} \in B_\eta(\boldsymbol{\theta}^*)} \frac{||\varepsilon_t(\boldsymbol{\alpha})| - |\varepsilon_t(\boldsymbol{\alpha}^*)||}{h_t(\boldsymbol{\delta})} \right] \leq \eta E \left[ \frac{\sum_{i=1}^p |y_{t-i}|}{\underline{\omega} + \underline{\beta} \sum_{i=1}^p |y_{t-i}|} \right] \leq \frac{\eta p}{\underline{\beta}} \rightarrow 0 \text{ as } \eta \rightarrow 0.$$

Therefore, we have

$$E \left[ \sup_{\boldsymbol{\theta} \in B_\eta(\boldsymbol{\theta}^*)} |\ell_t^E(\boldsymbol{\theta}) - \ell_t^E(\boldsymbol{\theta}^*)| \right] \rightarrow 0 \text{ as } \eta \rightarrow 0.$$

Hence, (iii) is verified. The proof of this lemma is accomplished.  $\square$

*Proof of Theorem 2.* To establish the strong consistency of  $\hat{\boldsymbol{\theta}}_n$ , we follow the method in Huber (1967). Let  $V$  be any open neighborhood of  $\boldsymbol{\theta}_0 \in \Theta$ . By Lemma 5 (iii), for any  $\boldsymbol{\theta}^* \in V^c = \Theta/V$  and  $\varepsilon > 0$ , there exists an  $\eta_0 > 0$  such that

$$E \left[ \inf_{\boldsymbol{\theta} \in B_{\eta_0}(\boldsymbol{\theta}^*)} \ell_t^E(\boldsymbol{\theta}) \right] \geq E [\ell_t^E(\boldsymbol{\theta}^*)] - \varepsilon. \quad (\text{A.9})$$

From Lemma 5 (i), by the ergodic theorem, if  $n$  is large enough, then we have

$$\frac{1}{n-p} \sum_{t=p+1}^n \inf_{\boldsymbol{\theta} \in B_{\eta_0}(\boldsymbol{\theta}^*)} \ell_t^E(\boldsymbol{\theta}) \geq E \left[ \inf_{\boldsymbol{\theta} \in B_{\eta_0}(\boldsymbol{\theta}^*)} \ell_t^E(\boldsymbol{\theta}) \right] - \varepsilon. \quad (\text{A.10})$$

Since  $V^c$  is compact, we can choose  $\{B_{\eta_0}(\boldsymbol{\theta}_i) : \boldsymbol{\theta}_i \in V^c, i = 1, 2, \dots, k\}$  to be a finite covering of  $V^c$ . For each  $\boldsymbol{\theta}_i \in V^c$ , from Lemma 5 (ii), there exists an  $\varepsilon_0 > 0$  such that

$$E \left[ \inf_{\boldsymbol{\theta} \in B_{\eta_0}(\boldsymbol{\theta}_i)} \ell_t^E(\boldsymbol{\theta}) \right] \geq E [\ell_t^E(\boldsymbol{\theta}_0)] + 3\varepsilon_0. \quad (\text{A.11})$$

Thus by (A.9)–(A.11), taking  $\varepsilon = \varepsilon_0$ , if  $n$  is large enough, we have

$$\begin{aligned} \inf_{\boldsymbol{\theta} \in V^c} L_n^E(\boldsymbol{\theta}) &= \min_{1 \leq i \leq k} \inf_{\boldsymbol{\theta} \in B_{\eta_0}(\boldsymbol{\theta}_i)} L_n^E(\boldsymbol{\theta}) \\ &\geq \min_{1 \leq i \leq k} \frac{1}{n-p} \sum_{t=p+1}^n \inf_{\boldsymbol{\theta} \in B_{\eta_0}(\boldsymbol{\theta}_i)} \ell_t^E(\boldsymbol{\theta}) \\ &\geq \min_{1 \leq i \leq k} E \left[ \inf_{\boldsymbol{\theta} \in B_{\eta_0}(\boldsymbol{\theta}_i)} \ell_t^E(\boldsymbol{\theta}) \right] - \varepsilon \\ &\geq E [\ell_t^E(\boldsymbol{\theta}_0)] + 2\varepsilon_0. \end{aligned} \quad (\text{A.12})$$

On the other hand, by the ergodic theorem, it follows that

$$\inf_{\boldsymbol{\theta} \in V} L_n^E(\boldsymbol{\theta}) \leq L_n^E(\boldsymbol{\theta}_0) = \frac{1}{n-p} \sum_{t=p+1}^n \ell_t^E(\boldsymbol{\theta}_0) \leq E [\ell_t^E(\boldsymbol{\theta}_0)] + \varepsilon_0. \quad (\text{A.13})$$

Hence, combining (A.12) and (A.13), it holds that

$$\inf_{\boldsymbol{\theta} \in V^c} L_n^E(\boldsymbol{\theta}) \geq E [\ell_t^E(\boldsymbol{\theta}_0)] + 2\varepsilon_0 > E [\ell_t^E(\boldsymbol{\theta}_0)] + \varepsilon_0 \geq \inf_{\boldsymbol{\theta} \in V} L_n^E(\boldsymbol{\theta}).$$

Since  $\hat{\boldsymbol{\theta}}_n = \arg \min_{\Theta} L_n^E(\boldsymbol{\theta})$ , if  $n$  is large enough, then  $\hat{\boldsymbol{\theta}}_n \in V$  almost surely for  $\forall V$ . By the arbitrariness of  $V$ , it follows that  $\hat{\boldsymbol{\theta}}_n \rightarrow \boldsymbol{\theta}_0$  almost surely. The proof is accomplished.  $\square$

### A.3 Proof of Theorem 3

To show Theorem 3, we introduce Lemmas 6–7 below, where Lemma 6 verifies the stochastic differentiability condition defined by Pollard (1985), and Lemma 7 provides a representation to obtain the  $\sqrt{n}$ -consistency and asymptotic normality of  $\hat{\boldsymbol{\theta}}_n$ .

**Lemma 6.** *If Assumptions 1, 2 and 4 hold, then for any sequence of random variables  $\mathbf{u}$  such that  $\mathbf{u} = o_p(1)$ , it follows that*

$$\Pi_{1n}(\mathbf{u}) = o_p(\sqrt{n}\|\mathbf{u}\| + n\|\mathbf{u}\|^2),$$

where  $\Pi_{1n}(\mathbf{u}) = 2 \sum_{t=p+1}^n \int_0^{\mathbf{u}' \mathbf{K}_{1t}} \{X_t(s) - E[X_t(s)|\mathcal{F}_{t-1}]\} ds$  with  $\mathbf{K}_{1t} = (\mathbf{Y}'_{1t}, \mathbf{0}'_{p+1})'$  and  $X_t(s) = I(\eta_t \leq s) - I(\eta_t \leq 0)$ .

*Proof.* Note that  $\partial \varepsilon_t(\boldsymbol{\alpha}_0)/\partial \boldsymbol{\theta} = (-\mathbf{Y}'_{1t} h_t, \mathbf{0}'_{p+1})' = -h_t \mathbf{K}_{1t}$ . Then it follows that

$$\int_0^{\mathbf{u}' \mathbf{K}_{1t}} X_t(s) ds = \mathbf{u}' \mathbf{K}_{1t} \int_0^1 X_t(\mathbf{u}' \mathbf{K}_{1t} s) ds = -\frac{\mathbf{u}'}{h_t} \frac{\partial \varepsilon_t(\boldsymbol{\alpha}_0)}{\partial \boldsymbol{\theta}} M_t(\mathbf{u}),$$

where  $M_t(\mathbf{u}) = \int_0^1 X_t(\mathbf{u}' \mathbf{K}_{1t} s) ds$ . It can be verified that

$$|\Pi_{1n}(\mathbf{u})| \leq 2\|\mathbf{u}\| \sum_{j=1}^{2p+1} \left| \frac{1}{h_t} \frac{\partial \varepsilon_t(\boldsymbol{\alpha}_0)}{\partial \theta_j} \sum_{t=p+1}^n \{M_t(\mathbf{u}) - E[M_t(\mathbf{u})|\mathcal{F}_{t-1}]\} \right|,$$

where  $\theta_j$  is the  $j$ th element of  $\boldsymbol{\theta}$  for  $1 \leq j \leq 2p+1$ . Let  $m_t = h_t^{-1} \partial \varepsilon_t(\boldsymbol{\alpha}_0)/\partial \theta_j$  and  $f_t(\mathbf{u}) = m_t M_t(\mathbf{u})$ . Define

$$D_n(\mathbf{u}) = \frac{1}{\sqrt{n}} \sum_{t=p+1}^n \{f_t(\mathbf{u}) - E[f_t(\mathbf{u})|\mathcal{F}_{t-1}]\}.$$

Then, to prove Lemma 6, it suffices to show that, for any  $\eta > 0$ ,

$$\sup_{\|\mathbf{u}\| \leq \eta} \frac{|D_n(\mathbf{u})|}{1 + \sqrt{n}\|\mathbf{u}\|} = o_p(1). \quad (\text{A.14})$$

Note that  $m_t = \max\{m_t, 0\} - \max\{-m_t, 0\}$ . We first prove the case when  $m_t \geq 0$ .

We adopt the method in Lemma 4 of Pollard (1985) to verify (A.14). Let  $\mathfrak{F} = \{f_t(\mathbf{u}) : \|\mathbf{u}\| \leq \eta\}$  be a collection of functions indexed by  $\mathbf{u}$ . We first verify that  $\mathfrak{F}$  satisfies the bracketing condition on page 304 of Pollard (1985). Denote  $B_r(\boldsymbol{\zeta})$  as an open neighborhood of  $\boldsymbol{\zeta}$  with radius  $r > 0$ , and define a constant  $C_1$  to be selected later. For any fixed  $\varepsilon > 0$  and  $0 < \delta \leq \eta$ , there exists a sequence of small cubes  $\{B_{\varepsilon\delta/C_1}(\mathbf{u}_i)\}_{i=1}^{K_\varepsilon}$  to cover  $B_\delta(\mathbf{0})$ , where  $K_\varepsilon$  is an integer less than  $C_0 \varepsilon^{-(2p+1)}$  and  $C_0$  is not

depending on  $\varepsilon$  and  $\delta$ . Denote  $V_i(\delta) = B_{\varepsilon\delta/C_0}(\mathbf{u}_i) \cap B_\delta(\mathbf{0})$ , and let  $U_1(\delta) = V_1(\delta)$  and  $U_i(\delta) = V_i(\delta) - \bigcup_{j=1}^{i-1} V_j(\delta)$  for  $i \geq 2$ . Note that  $\{U_i(\delta)\}_{i=1}^{K_\varepsilon}$  is a partition of  $B_\delta(\mathbf{0})$ . For each  $\mathbf{u}_i \in U_i(\delta)$  with  $1 \leq i \leq K_\varepsilon$ , we define the bracketing functions as follows

$$f_t^\pm(\mathbf{u}) = m_t \int_0^1 X_t \left( \mathbf{u}' \mathbf{K}_{1ts} \pm \frac{\varepsilon\delta}{C_1 h_t} \left\| \frac{\partial \varepsilon_t(\boldsymbol{\alpha}_0)}{\partial \boldsymbol{\theta}} \right\| \right) ds.$$

Since the indicator function is nondecreasing and  $m_t \geq 0$ , for any  $\mathbf{u} \in U_i(\delta)$ , we have

$$f_t^-(\mathbf{u}_i) \leq f_t(\mathbf{u}) \leq f_t^+(\mathbf{u}_i).$$

Moreover, by Taylor's expansion and the fact that  $\partial \varepsilon_t(\boldsymbol{\alpha}_0)/\partial \boldsymbol{\theta} = (-\mathbf{Y}'_{1t} h_t, \mathbf{0}'_{p+1})'$ , it holds that

$$E[f_t^+(\mathbf{u}_i) - f_t^-(\mathbf{u}_i) | \mathcal{F}_{t-1}] \leq \frac{2\varepsilon\delta}{C_1 h_t^2} \left\| \frac{\partial \varepsilon_t(\boldsymbol{\alpha}_0)}{\partial \boldsymbol{\theta}} \right\|^2 \sup_x f(x) = \frac{\varepsilon\delta\Delta_t}{C_1}, \quad (\text{A.15})$$

where  $\Delta_t = 2 \|\mathbf{Y}_{1t}\|^2 \sup_x f(x)$ . Since  $\sup_x f(x) < \infty$  by Assumption 4(ii), we choose  $C_1 = E(\Delta_t)$ . Then by iterated-expectation, we have

$$E[f_t^+(\mathbf{u}_i) - f_t^-(\mathbf{u}_i)] = E\{E[f_t^+(\mathbf{u}_i) - f_t^-(\mathbf{u}_i) | \mathcal{F}_{t-1}]\} \leq \varepsilon\delta.$$

Thus, the family  $\mathfrak{F}$  satisfies the bracketing condition.

Put  $\delta_k = 2^{-k}\eta$ . Define  $B(k) = B_{\delta_k}(\mathbf{0})$ , and  $A(k)$  to be the annulus  $B(k) \setminus B(k+1)$ . Fix  $\varepsilon > 0$ , for each  $1 \leq i \leq K_\varepsilon$ , by the bracketing condition, there exists a partition  $\{U_i(\delta_k)\}_{i=1}^{K_\varepsilon}$  of  $B(k)$ . For  $\mathbf{u} \in U_i(\delta_k)$ , by (A.15) with  $\delta = \delta_k$ , we have the upper tail

$$\begin{aligned} D_n(\mathbf{u}) &\leq \frac{1}{\sqrt{n}} \sum_{t=p+1}^n \{f_t^+(\mathbf{u}_i) - E[f_t^-(\mathbf{u}_i) | \mathcal{F}_{t-1}]\} \\ &= D_n^+(\mathbf{u}_i) + \frac{1}{\sqrt{n}} \sum_{t=p+1}^n E[f_t^+(\mathbf{u}_i) - f_t^-(\mathbf{u}_i) | \mathcal{F}_{t-1}] \\ &\leq D_n^+(\mathbf{u}_i) + \sqrt{n}\varepsilon\delta_k \left( \frac{1}{nC_1} \sum_{t=p+1}^n \Delta_t \right), \end{aligned}$$

and the lower tail

$$\begin{aligned} D_n(\mathbf{u}) &\geq \frac{1}{\sqrt{n}} \sum_{t=p+1}^n \{f_t^-(\mathbf{u}_i) - E[f_t^+(\mathbf{u}_i) | \mathcal{F}_{t-1}]\} \\ &= D_n^-(\mathbf{u}_i) - \frac{1}{\sqrt{n}} \sum_{t=p+1}^n E[f_t^+(\mathbf{u}_i) - f_t^-(\mathbf{u}_i) | \mathcal{F}_{t-1}] \\ &\geq D_n^-(\mathbf{u}_i) - \sqrt{n}\varepsilon\delta_k \left( \frac{1}{nC_1} \sum_{t=p+1}^n \Delta_t \right), \end{aligned}$$

where

$$D_n^+(\mathbf{u}_i) = \frac{1}{\sqrt{n}} \sum_{t=p+1}^n \{f_t^+(\mathbf{u}_i) - E[f_t^+(\mathbf{u}_i)|\mathcal{F}_{t-1}]\} \quad \text{and}$$

$$D_n^-(\mathbf{u}_i) = \frac{1}{\sqrt{n}} \sum_{t=p+1}^n \{f_t^-(\mathbf{u}_i) - E[f_t^-(\mathbf{u}_i)|\mathcal{F}_{t-1}]\}.$$

Denote the event

$$E_n = \left\{ \omega : \frac{1}{nC_1} \sum_{t=p+1}^n \Delta_t(\omega) < 2 \right\}.$$

On  $E_n$  with  $\mathbf{u} \in U_i(\delta_k)$ , it follows that

$$D_n^-(\mathbf{u}_i) - 2\sqrt{n}\varepsilon\delta_k \leq D_n(\mathbf{u}) \leq D_n^+(\mathbf{u}_i) + 2\sqrt{n}\varepsilon\delta_k. \quad (\text{A.16})$$

For  $\mathbf{u} \in A(k)$ , i.e.  $\delta_{k+1} \leq \|\mathbf{u}\| \leq \delta_k$ , we have  $1 + \sqrt{n}\|\mathbf{u}\| > \sqrt{n}\delta_{k+1} = \sqrt{n}\delta_k/2$ . Thus, by the upper tail in (A.16) and Chebyshev's inequality, it holds that

$$\begin{aligned} P\left(\sup_{\mathbf{u} \in A(k)} \frac{D_n(\mathbf{u})}{1 + \sqrt{n}\|\mathbf{u}\|} > 6\varepsilon, E_n\right) &\leq P\left(\max_{1 \leq i \leq K_\varepsilon} \sup_{\mathbf{u} \in U_i(k) \cap A(k)} D_n(\mathbf{u}) > 3\sqrt{n}\varepsilon\delta_k, E_n\right) \\ &\leq K_\varepsilon \max_{1 \leq i \leq K_\varepsilon} P(D_n^+(\mathbf{u}_i) > \sqrt{n}\varepsilon\delta_k) \\ &\leq K_\varepsilon \max_{1 \leq i \leq K_\varepsilon} \frac{E[(D_n^+(\mathbf{u}_i))^2]}{n\varepsilon^2\delta_k^2}, \end{aligned} \quad (\text{A.17})$$

and by the lower tail in (A.16) and Chebyshev's inequality, we have

$$\begin{aligned} P\left(\inf_{\mathbf{u} \in A(k)} \frac{D_n(\mathbf{u})}{1 + \sqrt{n}\|\mathbf{u}\|} < -6\varepsilon, E_n\right) &\leq P\left(\min_{1 \leq i \leq K_\varepsilon} \inf_{\mathbf{u} \in U_i(k) \cap A(k)} D_n(\mathbf{u}) < -3\sqrt{n}\varepsilon\delta_k, E_n\right) \\ &\leq K_\varepsilon \max_{1 \leq i \leq K_\varepsilon} P(D_n^-(\mathbf{u}_i) < -\sqrt{n}\varepsilon\delta_k) \\ &\leq K_\varepsilon \max_{1 \leq i \leq K_\varepsilon} \frac{E[(D_n^-(\mathbf{u}_i))^2]}{n\varepsilon^2\delta_k^2}. \end{aligned} \quad (\text{A.18})$$

Note that we have  $\|\mathbf{K}_{1t}\| \leq p/\underline{\beta}$  by Assumption 1, and it follows that

$$|\mathbf{u}' \mathbf{K}_{1t}| \leq \|\mathbf{u}\| \|\mathbf{K}_{1t}\| \leq \frac{p\delta_k}{\underline{\beta}} \quad \text{and} \quad |m_t| \leq \frac{1}{h_t} \left\| \frac{\partial \varepsilon_t(\boldsymbol{\alpha}_0)}{\partial \boldsymbol{\theta}} \right\| = \|\mathbf{K}_{1t}\| \leq \frac{p}{\underline{\beta}}.$$

By Taylor's expansion and iterated-expectation, we have

$$\begin{aligned} E[f_t^+(\mathbf{u}_i)^2] &= E\{E[f_t^+(\mathbf{u}_i)^2|\mathcal{F}_{t-1}]\} \\ &\leq E\left\{m_t^2 \int_0^1 E\left[\left|X_t\left(\mathbf{u}' \mathbf{K}_{1ts} + \frac{\varepsilon\delta_k}{C_1 h_t} \left\| \frac{\partial \varepsilon_t(\boldsymbol{\alpha}_0)}{\partial \boldsymbol{\theta}} \right\| \right)\right| \mathcal{F}_{t-1}\right] ds\right\} \\ &\leq \frac{p^2}{\underline{\beta}^2} E\left(\sup_{|x| \leq C\delta_k} |F(x) - F(0)|\right) \leq C\delta_k \sup_x f(x). \end{aligned}$$

This together with the fact that  $f_t^+(\mathbf{u}_i) - E[f_t^+(\mathbf{u}_i)|\mathcal{F}_{t-1}]$  is a martingale difference sequence, and  $\sup_x f(x) < \infty$  by Assumption 4(ii), implies that

$$\begin{aligned} E[(D_n^+(\mathbf{u}_i))^2] &= \frac{1}{n} \sum_{t=p+1}^n E\{f_t^+(\mathbf{u}_i) - E[f_t^+(\mathbf{u}_i)|\mathcal{F}_{t-1}]\}^2 \\ &\leq \frac{1}{n} \sum_{t=p+1}^n E[(f_t^+(\mathbf{u}_i))^2] \leq C\delta_k \sup_x f(x) := \pi_n(\delta_k). \end{aligned} \quad (\text{A.19})$$

Similarly, we have

$$E[(D_n^-(\mathbf{u}_i))^2] \leq \pi_n(\delta_k). \quad (\text{A.20})$$

Combining (A.17) and (A.19), we have

$$P\left(\sup_{\mathbf{u} \in A(k)} \frac{D_n(\mathbf{u})}{1 + \sqrt{n}\|\mathbf{u}\|} > 6\varepsilon, E_n\right) \leq \frac{K_\varepsilon \pi_n(\delta_k)}{n\varepsilon^2 \delta_k^2}.$$

Combining (A.18) and (A.20), we have

$$P\left(\inf_{\mathbf{u} \in A(k)} \frac{D_n(\mathbf{u})}{1 + \sqrt{n}\|\mathbf{u}\|} < -6\varepsilon, E_n\right) \leq \frac{K_\varepsilon \pi_n(\delta_k)}{n\varepsilon^2 \delta_k^2}.$$

Thus, we can show that

$$P\left(\sup_{\mathbf{u} \in A(k)} \frac{|D_n(\mathbf{u})|}{1 + \sqrt{n}\|\mathbf{u}\|} > 6\varepsilon, E_n\right) \leq \frac{2K_\varepsilon \pi_n(\delta_k)}{n\varepsilon^2 \delta_k^2}. \quad (\text{A.21})$$

Since  $\pi_n(\delta_k) \rightarrow 0$  as  $k \rightarrow \infty$ , we can choose  $k_\varepsilon$  so that  $2K_\varepsilon \pi_n(\delta_k)/(\varepsilon^2 \eta^2) < \varepsilon$  for  $k \geq k_\varepsilon$ .

Let  $k_n$  be an integer so that  $n^{-1/2} \leq 2^{-k_n} \leq 2n^{-1/2}$ . Split  $\{\mathbf{u} : \|\mathbf{u}\| \leq \eta\}$  into two sets  $B := B(k_n + 1)$  and  $B^c := B(0) - B(k_n + 1) = \cup_{k=0}^{k_n} A(k)$ . Then by (A.21), we have

$$\begin{aligned} P\left(\sup_{\mathbf{u} \in B^c} \frac{|D_n(\mathbf{u})|}{1 + \sqrt{n}\|\mathbf{u}\|} > 6\varepsilon\right) &\leq \sum_{k=0}^{k_n} P\left(\sup_{\mathbf{u} \in A(k)} \frac{|D_n(\mathbf{u})|}{1 + \sqrt{n}\|\mathbf{u}\|} > 6\varepsilon, E_n\right) + P(E_n^c) \\ &\leq \frac{1}{n} \sum_{k=0}^{k_\varepsilon-1} \frac{2K_\varepsilon \pi_n(\delta_k)}{\varepsilon^2 \eta^2} 2^{2k} + \frac{\varepsilon}{n} \sum_{k=k_\varepsilon}^{k_n} 2^{2k} + P(E_n^c) \\ &\leq O\left(\frac{1}{n}\right) + 4\varepsilon + P(E_n^c). \end{aligned} \quad (\text{A.22})$$

Since  $1 + \sqrt{n}\|\mathbf{u}\| > 1$  and  $\sqrt{n}\delta_{k_n+1} < 1$ , similar to the proof of (A.17) and (A.19), we have

$$P\left(\sup_{\mathbf{u} \in B} \frac{D_n(\mathbf{u})}{1 + \sqrt{n}\|\mathbf{u}\|} > 3\varepsilon, E_n\right) \leq P\left(\max_{1 \leq i \leq K_\varepsilon} D_n^+(\mathbf{u}_i) > \varepsilon, E_n\right) \leq \frac{K_\varepsilon \pi_n(\delta_{k_n+1})}{\varepsilon^2}.$$

We can get the same bound for the lower tail. Therefore, we have

$$\begin{aligned} P\left(\sup_{\mathbf{u} \in B} \frac{|D_n(\mathbf{u})|}{1 + \sqrt{n}\|\mathbf{u}\|} > 3\varepsilon\right) &\leq P\left(\sup_{\mathbf{u} \in B} \frac{|D_n(\mathbf{u})|}{1 + \sqrt{n}\|\mathbf{u}\|} > 3\varepsilon, E_n\right) + P(E_n^c) \\ &\leq \frac{2K_\varepsilon \pi_n(\delta_{k_n+1})}{\varepsilon^2} + P(E_n^c). \end{aligned} \quad (\text{A.23})$$

Note that  $\pi_n(\delta_{k_n+1}) \rightarrow 0$  as  $n \rightarrow \infty$ . Furthermore,  $P(E_n) \rightarrow 1$  by the ergodic theorem. Hence,  $P(E_n^c) \rightarrow 0$  as  $n \rightarrow \infty$ . Finally, (A.14) follows by (A.22) and (A.23). We can verify (A.14) similarly for the case of  $m_t < 0$ . This completes the proof of this lemma.  $\square$

**Lemma 7.** *Suppose that Assumptions 1, 2 and 4 hold, then for any sequence of random variables  $\mathbf{u}$  such that  $\mathbf{u} = o_p(1)$ , it follows that*

$$(n-p)[L_n(\boldsymbol{\theta}_0 + \mathbf{u}) - L_n(\boldsymbol{\theta}_0)] = \sqrt{n}\mathbf{u}'\mathbf{T}_n + (\sqrt{n}\mathbf{u})'\Sigma_2(\sqrt{n}\mathbf{u}) + o_p(\sqrt{n}\|\mathbf{u}\| + n\|\mathbf{u}\|^2),$$

where  $\mathbf{T}_n = \mathbf{T}_{1n} + \mathbf{T}_{2n}$  with  $\mathbf{T}_{1n} = n^{-1/2} \sum_{t=p+1}^n \mathbf{K}_{1t}[I(\eta_t < 0) - I(\eta_t > 0)]$  and  $\mathbf{T}_{2n} = n^{-1/2} \sum_{t=p+1}^n \mathbf{K}_{2t}(1 - |\eta_t|)$ , and  $\Sigma_2 = \text{diag}\{f(0)E(\mathbf{Y}_{1t}\mathbf{Y}_{1t}'), E(\mathbf{Y}_{2t}\mathbf{Y}_{2t}')/2\}$ . Moreover,

$$\mathbf{T}_n \rightarrow_{\mathcal{L}} N(0, \Omega_2) \quad \text{as } n \rightarrow \infty,$$

where

$$\Omega_2 = \begin{pmatrix} E(\mathbf{Y}_{1t}\mathbf{Y}_{1t}') & \kappa_1 E(\mathbf{Y}_{1t}\mathbf{Y}_{2t}') \\ \kappa_1 E(\mathbf{Y}_{2t}\mathbf{Y}_{1t}') & \kappa_2 E(\mathbf{Y}_{2t}\mathbf{Y}_{2t}') \end{pmatrix} \quad \text{with } \kappa_1 = E(\eta_t) \text{ and } \kappa_2 = E(\eta_t^2) - 1.$$

*Proof.* We first re-parameterize the objective function as

$$H_n(\mathbf{u}) = (n-p) [L_n^E(\boldsymbol{\theta}_0 + \mathbf{u}) - L_n^E(\boldsymbol{\theta}_0)],$$

where  $\mathbf{u} \in \Lambda \equiv \{\mathbf{u} = (\mathbf{u}'_1, \mathbf{u}'_2) : \mathbf{u} + \boldsymbol{\theta}_0 \in \Theta\}$ . Let  $\hat{\mathbf{u}}_n = \hat{\boldsymbol{\theta}}_n - \boldsymbol{\theta}_0$ . Then,  $\hat{\mathbf{u}}_n$  is the minimizer of  $H_n(\mathbf{u})$  in  $\Lambda$ . Furthermore, we have

$$H_n(\mathbf{u}) = \sum_{t=p+1}^n A_t(\mathbf{u}) + \sum_{t=p+1}^n B_t(\mathbf{u}) + \sum_{t=p+1}^n C_t(\mathbf{u}),$$

where

$$\begin{aligned} A_t(\mathbf{u}) &= \frac{1}{h_t(\boldsymbol{\delta}_0)} [|\varepsilon_t(\boldsymbol{\alpha}_0 + \mathbf{u}_1)| - |\varepsilon_t(\boldsymbol{\alpha}_0)|], \\ B_t(\mathbf{u}) &= \ln h_t(\boldsymbol{\delta}_0 + \mathbf{u}_2) - \ln h_t(\boldsymbol{\delta}_0) + \frac{|\varepsilon_t(\boldsymbol{\alpha}_0)|}{h_t(\boldsymbol{\delta}_0 + \mathbf{u}_2)} - \frac{|\varepsilon_t(\boldsymbol{\alpha}_0)|}{h_t(\boldsymbol{\delta}_0)}, \\ C_t(\mathbf{u}) &= \left[ \frac{1}{h_t(\boldsymbol{\delta}_0 + \mathbf{u}_2)} - \frac{1}{h_t(\boldsymbol{\delta}_0)} \right] [|\varepsilon_t(\boldsymbol{\alpha}_0 + \mathbf{u}_1)| - |\varepsilon_t(\boldsymbol{\alpha}_0)|]. \end{aligned}$$



Recall that  $\mathbf{K}_{1t} = (\mathbf{Y}'_{1t}, \mathbf{0}'_{p+1})'$ . By Taylor's expansion, we can show that

$$\frac{\varepsilon_t(\boldsymbol{\alpha}_0 + \mathbf{u}_1)}{h_t(\boldsymbol{\delta}_0)} - \frac{\varepsilon_t(\boldsymbol{\alpha}_0)}{h_t(\boldsymbol{\delta}_0)} = -\frac{\mathbf{u}'_1(y_{t-1}, \dots, y_{t-p})'}{h_t(\boldsymbol{\delta}_0)} = -\mathbf{u}'\mathbf{K}_{1t}. \quad (\text{A.24})$$

Let  $I(\cdot)$  be the indicator function. For  $x \neq 0$ , using the identity

$$|x - y| - |x| = -y[I(x > 0) - I(x < 0)] + 2 \int_0^y [I(x \leq s) - I(x \leq 0)]ds, \quad (\text{A.25})$$

together with (A.24), we have

$$\begin{aligned} |\varepsilon_t(\boldsymbol{\alpha}_0 + \mathbf{u}_1)| - |\varepsilon_t(\boldsymbol{\alpha}_0)| &= -\mathbf{u}'\mathbf{K}_{1t}h_t[I(\eta_t > 0) - I(\eta_t < 0)] \\ &\quad + 2h_t \int_0^{\mathbf{u}'\mathbf{K}_{1t}} X_t(s) ds. \end{aligned} \quad (\text{A.26})$$

Therefore, it follows that

$$A_t(\mathbf{u}) = \mathbf{u}'\mathbf{K}_{1t}[I(\eta_t < 0) - I(\eta_t > 0)] + 2 \int_0^{\mathbf{u}'\mathbf{K}_{1t}} X_t(s)ds,$$

where  $X_t(s) = I(\eta_t \leq s) - I(\eta_t \leq 0)$ . Then we have

$$\sum_{t=p+1}^n A_t(\mathbf{u}) = \sqrt{n}\mathbf{u}'\mathbf{T}_{1n} + \Pi_{1n}(\mathbf{u}) + \Pi_{2n}(\mathbf{u}), \quad (\text{A.27})$$

where

$$\begin{aligned} \mathbf{T}_{1n} &= \frac{1}{\sqrt{n}} \sum_{t=p+1}^n \mathbf{K}_{1t}[I(\eta_t < 0) - I(\eta_t > 0)], \\ \Pi_{1n}(\mathbf{u}) &= 2 \sum_{t=p+1}^n \int_0^{\mathbf{u}'\mathbf{K}_{1t}} \{X_t(s) - E[X_t(s)|\mathcal{F}_{t-1}]\} ds, \\ \Pi_{2n}(\mathbf{u}) &= 2 \sum_{t=p+1}^n \int_0^{\mathbf{u}'\mathbf{K}_{1t}} E[X_t(s)|\mathcal{F}_{t-1}] ds. \end{aligned}$$

For  $\Pi_{1n}(\mathbf{u})$  with  $\mathbf{u} = o_p(1)$ , by Lemma 2, it holds that

$$\Pi_{1n}(\mathbf{u}) = o_p(\sqrt{n}\|\mathbf{u}\| + n\|\mathbf{u}\|^2). \quad (\text{A.28})$$

For  $\Pi_{2n}(\mathbf{u})$ , by iterated-expectation and Taylor's expansion, we have

$$\begin{aligned} \Pi_{2n}(\mathbf{u}) &= 2 \sum_{t=p+1}^n \int_0^{\mathbf{u}'\mathbf{K}_{1t}} E[I(\eta_t \leq s) - I(\eta_t \leq 0)|\mathcal{F}_{t-1}] ds \\ &= 2 \sum_{t=p+1}^n \int_0^{\mathbf{u}'\mathbf{K}_{1t}} [F(s) - F(0)]ds \\ &= 2 \sum_{t=p+1}^n \int_0^{\mathbf{u}'\mathbf{K}_{1t}} sf(0)ds + 2 \sum_{t=p+1}^n \int_0^{\mathbf{u}'\mathbf{K}_{1t}} s[f(s^*) - f(0)]ds \\ &= (\sqrt{n}\mathbf{u})'[K_{1n} + K_{2n}(\mathbf{u})](\sqrt{n}\mathbf{u}), \end{aligned} \quad (\text{A.29})$$

where  $s^*$  lies between 0 and  $s$ ,

$$K_{1n} = \frac{f(0)}{n} \sum_{t=p+1}^n \mathbf{K}_{1t} \mathbf{K}_{1t}' \text{ and } K_{2n}(\mathbf{u}) = \frac{2}{n\|\mathbf{u}\|^2} \sum_{t=p+1}^n \int_0^{\mathbf{u}'\mathbf{K}_{1t}} s[f(s^*) - f(0)]ds.$$

By the ergodic theorem, it holds that

$$K_{1n} = f(0)E[\mathbf{K}_{1t}\mathbf{K}_{1t}'] + o_p(1) = \Sigma_{21} + o_p(1), \quad (\text{A.30})$$

where  $\Sigma_{21} = \text{diag}\{f(0)E(\mathbf{Y}_{1t}\mathbf{Y}_{1t}'), 0_{(p+1)\times(p+1)}\}$ . Furthermore, since  $\|\mathbf{K}_{1t}\| \leq p/\underline{\beta}$  by Assumption 1 and  $\|\mathbf{u}\| \leq \eta$ , we have  $|\mathbf{u}'\mathbf{K}_{1t}| \leq p\eta/\underline{\beta}$ . Then for any  $\eta > 0$ , it holds that

$$\begin{aligned} \sup_{\|\mathbf{u}\| < \eta} |K_{2n}(\mathbf{u})| &\leq \sup_{\|\mathbf{u}\| < \eta} \frac{2}{n\|\mathbf{u}\|^2} \sum_{t=p+1}^n \int_0^{|\mathbf{u}'\mathbf{K}_{1t}|} s|f(s^*) - f(0)|ds \\ &\leq \frac{1}{n\|\mathbf{u}\|^2} \sum_{t=p+1}^n \|\mathbf{u}\|^2 \|\mathbf{K}_{1t}\|^2 \left[ \sup_{0 \leq s \leq p\eta/\underline{\beta}} |f(s) - f(0)| \right] \\ &\leq \frac{p^2}{n\underline{\beta}^2} \sum_{t=p+1}^n \left[ \sup_{0 \leq s \leq p\eta/\underline{\beta}} |f(s) - f(0)| \right]. \end{aligned}$$

By the dominated convergence theorem and  $\sup_x f(x) < \infty$  by Assumption 4(ii), we have

$$\lim_{\eta \rightarrow 0} E \left[ \sup_{0 \leq s \leq p\eta/\underline{\beta}} |f(s) - f(0)| \right] = E \left[ \lim_{\eta \rightarrow 0} \sup_{0 \leq s \leq p\eta/\underline{\beta}} |f(s) - f(0)| \right] = 0.$$

Therefore, by Markov's theorem and the stationarity of  $\{y_t\}$  by Assumption 2, for  $\forall \varepsilon, \delta > 0$ , there exists  $\eta_0 = \eta_0(\varepsilon) > 0$  such that

$$P \left( \sup_{\|\mathbf{u}\| \leq \eta_0} |K_{2n}(\mathbf{u})| > \delta \right) < \frac{\varepsilon}{2}, \quad (\text{A.31})$$

for all  $n \geq 1$ . On the other hand, since  $\mathbf{u} = o_p(1)$ , it follows that

$$P(\|\mathbf{u}\| > \eta_0) < \frac{\varepsilon}{2} \quad (\text{A.32})$$

as  $n$  is large enough. By (A.31) and (A.32), for  $\forall \varepsilon, \delta > 0$ , we have

$$\begin{aligned} P(|K_{2n}(\mathbf{u})| > \delta) &= P(|K_{2n}(\mathbf{u})| > \delta, \|\mathbf{u}\| \leq \eta_0) + P(|K_{2n}(\mathbf{u})| > \delta, \|\mathbf{u}\| > \eta_0) \\ &\leq P \left( \sup_{\|\mathbf{u}\| \leq \eta_0} |K_{2n}(\mathbf{u})| > \delta \right) + P(\|\mathbf{u}\| > \eta_0) < \varepsilon \end{aligned}$$

as  $n$  is large enough. Hence, it holds that  $K_{2n}(\mathbf{u}) = o_p(1)$ . Furthermore, combining (A.29) and (A.30), we can show that

$$\Pi_{2n}(\mathbf{u}) = (\sqrt{n}\mathbf{u})'\Sigma_{21}(\sqrt{n}\mathbf{u}) + o_p(n\|\mathbf{u}\|^2). \quad (\text{A.33})$$

As a result, combining (A.27), (A.28) and (A.33), we have

$$\sum_{t=p+1}^n A_t(\mathbf{u}) = \sqrt{n} \mathbf{u}' \mathbf{T}_{1n} + (\sqrt{n} \mathbf{u})' \Sigma_{21}(\sqrt{n} \mathbf{u}) + o_p(\sqrt{n} \|\mathbf{u}\| + n \|\mathbf{u}\|^2). \quad (\text{A.34})$$

We next consider  $B_t(\mathbf{u})$ . Note that  $\partial h_t(\boldsymbol{\delta}_0)/\partial \boldsymbol{\delta} = h_t \mathbf{Y}_{2t}$  and  $\varepsilon_t(\boldsymbol{\alpha}_0) = h_t \eta_t$ . By Taylor's expansion, we can show that

$$\begin{aligned} B_t(\mathbf{u}) &= \ln h_t(\boldsymbol{\delta}_0 + \mathbf{u}_2) + \frac{|\varepsilon_t(\boldsymbol{\alpha}_0)|}{h_t(\boldsymbol{\delta}_0 + \mathbf{u}_2)} - \left( \ln h_t(\boldsymbol{\delta}_0) + \frac{|\varepsilon_t(\boldsymbol{\alpha}_0)|}{h_t(\boldsymbol{\delta}_0)} \right) \\ &= \mathbf{u}_2' \mathbf{Y}_{2t} - |\eta_t| \mathbf{u}_2' \mathbf{Y}_{2t} - \frac{\mathbf{u}_2' \frac{\partial h_t(\bar{\boldsymbol{\delta}})}{\partial \boldsymbol{\delta}} \frac{\partial h_t(\bar{\boldsymbol{\delta}})}{\partial \boldsymbol{\delta}'} \mathbf{u}_2}{2h_t^2(\bar{\boldsymbol{\delta}})} + \frac{|\varepsilon_t(\boldsymbol{\alpha}_0)| \mathbf{u}_2' \frac{\partial h_t(\bar{\boldsymbol{\delta}})}{\partial \boldsymbol{\delta}} \frac{\partial h_t(\bar{\boldsymbol{\delta}})}{\partial \boldsymbol{\delta}'} \mathbf{u}_2}{h_t^3(\bar{\boldsymbol{\delta}})} \\ &= \mathbf{u}' \mathbf{K}_{2t} (1 - |\eta_t|) + \mathbf{u}' \left( \frac{|\varepsilon_t(\boldsymbol{\alpha}_0)|}{h_t(\bar{\boldsymbol{\delta}})} - \frac{1}{2} \right) \frac{1}{h_t^2(\bar{\boldsymbol{\delta}})} \frac{\partial h_t(\bar{\boldsymbol{\delta}})}{\partial \boldsymbol{\theta}} \frac{\partial h_t(\bar{\boldsymbol{\delta}})}{\partial \boldsymbol{\theta}'} \mathbf{u}, \end{aligned}$$

where  $\bar{\boldsymbol{\delta}}$  lies between  $\boldsymbol{\delta}_0$  and  $\boldsymbol{\delta}_0 + \mathbf{u}_2$ , and  $\mathbf{K}_{2t} = (\mathbf{0}'_p, \mathbf{Y}'_{2t})'$ . Then, we have

$$\sum_{t=p+1}^n B_t(\mathbf{u}) = \sqrt{n} \mathbf{u}' \mathbf{T}_{2n} + \Pi_{3n}(\mathbf{u}), \quad (\text{A.35})$$

where

$$\mathbf{T}_{2n} = \frac{1}{\sqrt{n}} \sum_{t=p+1}^n \mathbf{K}_{2t} (1 - |\eta_t|) \text{ and } \Pi_{3n}(\mathbf{u}) = \mathbf{u}' \sum_{t=p+1}^n \left( \frac{|\varepsilon_t(\boldsymbol{\alpha}_0)|}{h_t(\bar{\boldsymbol{\delta}})} - \frac{1}{2} \right) \frac{1}{h_t^2(\bar{\boldsymbol{\delta}})} \frac{\partial h_t(\bar{\boldsymbol{\delta}})}{\partial \boldsymbol{\theta}} \frac{\partial h_t(\bar{\boldsymbol{\delta}})}{\partial \boldsymbol{\theta}'} \mathbf{u}.$$

Rewrite  $\Pi_{3n}(\mathbf{u})$  as  $\Pi_{3n}(\mathbf{u}) = (\sqrt{n} \mathbf{u})' \left[ n^{-1} \sum_{t=p+1}^n J_t(\bar{\boldsymbol{\delta}}) \right] (\sqrt{n} \mathbf{u})$ , where

$$J_t(\bar{\boldsymbol{\delta}}) = \left( \frac{|\varepsilon_t(\boldsymbol{\alpha}_0)|}{h_t(\bar{\boldsymbol{\delta}})} - \frac{1}{2} \right) \frac{1}{h_t^2(\bar{\boldsymbol{\delta}})} \frac{\partial h_t(\bar{\boldsymbol{\delta}})}{\partial \boldsymbol{\theta}} \frac{\partial h_t(\bar{\boldsymbol{\delta}})}{\partial \boldsymbol{\theta}'}.$$

By the ergodic theorem, it is easy to see that

$$\frac{1}{n} \sum_{t=p+1}^n J_t(\bar{\boldsymbol{\delta}}) = E[J_t(\bar{\boldsymbol{\delta}})] + o_p(1).$$

Since  $\bar{\boldsymbol{\delta}} \rightarrow \boldsymbol{\delta}_0$  almost surely, by the dominated convergence theorem, we have

$$\lim_{n \rightarrow \infty} E[J_t(\bar{\boldsymbol{\delta}})] = E[J_t(\boldsymbol{\theta}_0)] = \Sigma_{22},$$

where  $\Sigma_{22} = \text{diag} \{0_{p \times p}, E(\mathbf{Y}_{2t} \mathbf{Y}'_{2t})/2\}$ . Thus, for  $\mathbf{u} = o_p(1)$ , we can get that

$$\Pi_{3n}(\mathbf{u}) = (\sqrt{n} \mathbf{u})' \Sigma_2 (\sqrt{n} \mathbf{u}) + o_p(n \|\mathbf{u}\|^2). \quad (\text{A.36})$$

Therefore, (A.35) and (A.36) imply that

$$\sum_{t=p+1}^n B_t(\mathbf{u}) = \sqrt{n} \mathbf{u}' \mathbf{T}_{2n} + (\sqrt{n} \mathbf{u})' \Sigma_{22} (\sqrt{n} \mathbf{u}) + o_p(n \|\mathbf{u}\|^2). \quad (\text{A.37})$$

Finally, we consider  $C_t(\mathbf{u})$ . By Taylor's expansion, we have

$$\frac{1}{h_t(\boldsymbol{\delta}_0 + \mathbf{u}_2)} - \frac{1}{h_t(\boldsymbol{\delta}_0)} = -\frac{\mathbf{u}'}{h_t^2(\boldsymbol{\delta}_0)} \frac{\partial h_t(\bar{\boldsymbol{\delta}})}{\partial \boldsymbol{\theta}},$$

where  $\bar{\boldsymbol{\delta}}$  lies between  $\boldsymbol{\delta}_0$  and  $\boldsymbol{\delta}_0 + \mathbf{u}_2$ . This together with (A.26), implies that

$$\sum_{t=p+1}^n C_t(\mathbf{u}) = (\sqrt{n}\mathbf{u})' [K_{3n}(\mathbf{u}) + K_{4n}(\mathbf{u})] (\sqrt{n}\mathbf{u}),$$

where

$$K_{3n}(\mathbf{u}) = \frac{1}{n} \sum_{t=p+1}^n \frac{1}{h_t} \frac{\partial h_t(\bar{\boldsymbol{\delta}})}{\partial \boldsymbol{\theta}} \mathbf{K}'_{1t} [I(\eta_t < 0) - I(\eta_t > 0)],$$

$$K_{4n}(\mathbf{u}) = -\frac{1}{n} \sum_{t=p+1}^n \frac{2}{h_t} \frac{\partial h_t(\bar{\boldsymbol{\delta}})}{\partial \boldsymbol{\theta}} \mathbf{K}'_{1t} \int_0^1 X_t(\mathbf{u}' \mathbf{K}_{1t} s) ds.$$

Since  $\eta_t$  has zero median by Assumption 4(i), then by the ergodic theorem, we have

$$K_{3n}(\mathbf{u}) = E \left\{ \frac{1}{h_t} \frac{\partial h_t(\bar{\boldsymbol{\delta}})}{\partial \boldsymbol{\theta}} \mathbf{K}'_{1t} [I(\eta_t < 0) - I(\eta_t > 0)] \right\} + o_p(1) = o_p(1).$$

Since  $\mathbf{u} = o_p(1)$ , similar to the proof of  $K_{2n}(\mathbf{u})$ , we can show that  $K_{4n}(\mathbf{u}) = o_p(1)$ .

Therefore, it follows that

$$\sum_{t=p+1}^n C_t(\mathbf{u}) = o_p(n\|\mathbf{u}\|^2) \quad (\text{A.38})$$

Combining (A.34), (A.37) and (A.38), we have

$$(n-p)[L_n(\boldsymbol{\theta}_0 + \mathbf{u}) - L_n(\boldsymbol{\theta}_0)] = \sqrt{n}\mathbf{u}' \mathbf{T}_n + (\sqrt{n}\mathbf{u})' \Sigma_2(\sqrt{n}\mathbf{u}) + o_p(\sqrt{n}\|\mathbf{u}\| + n\|\mathbf{u}\|^2),$$

where  $\mathbf{T}_n = \mathbf{T}_{1n} + \mathbf{T}_{2n}$  and  $\Sigma_2 = \Sigma_{21} + \Sigma_{22} = \text{diag} \{f(0)E(\mathbf{Y}_{1t}\mathbf{Y}'_{1t}), E(\mathbf{Y}_{2t}\mathbf{Y}'_{2t})/2\}$ .

Moreover, let  $\mathbf{G}_t = (\mathbf{Y}'_{1t}[I(\eta_t < 0) - I(\eta_t > 0)], \mathbf{Y}'_{2t}(1 - |\eta_t|))'$ , we have that  $\mathbf{T}_n = \mathbf{T}_{1n} + \mathbf{T}_{2n} = \sum_{t=p+1}^n \mathbf{G}_t$ . If Assumptions 1, 2 and 4 hold, by the Central Limit Theorem, we have

$$\mathbf{T}_n \rightarrow_{\mathcal{L}} N(0, \Omega_2) \quad \text{as } n \rightarrow \infty, \quad (\text{A.39})$$

where  $\Omega_2$  is defined as in Lemma 7. We accomplish the proof of this lemma.  $\square$

*Proof of Theorem 3.* We have  $\hat{\mathbf{u}}_n = \hat{\boldsymbol{\theta}}_n - \boldsymbol{\theta}_0 = o_p(1)$  by Theorem 2. Furthermore, by Lemma 7, we have

$$H_n(\hat{\mathbf{u}}_n) = \sqrt{n}\hat{\mathbf{u}}_n' \mathbf{T}_n + (\sqrt{n}\hat{\mathbf{u}}_n)' \Sigma_2(\sqrt{n}\hat{\mathbf{u}}_n) + o_p(\sqrt{n}\|\hat{\mathbf{u}}_n\| + n\|\hat{\mathbf{u}}_n\|^2) \quad (\text{A.40})$$

$$\geq -\sqrt{n}\|\hat{\mathbf{u}}_n\| [\|\mathbf{T}_n\| + o_p(1)] + n\|\hat{\mathbf{u}}_n\|^2 [\lambda_{\min} + o_p(1)],$$

where  $\lambda_{\min} > 0$  is the minimum eigenvalue of  $\Sigma_2$ . Note that  $H_n(\widehat{\mathbf{u}}_n) = (n-p)[L_n^E(\widehat{\boldsymbol{\theta}}_n) - L_n^E(\boldsymbol{\theta}_0)] \leq 0$ . Then it follows that

$$n\|\widehat{\mathbf{u}}_n\| \leq [\lambda_{\min} + o_p(1)]^{-1} [\|\mathbf{T}_n\| + o_p(1)] = O_p(1). \quad (\text{A.41})$$

This together with Theorem 2, verifies the  $\sqrt{n}$ -consistency. Hence, Statement (i) holds.

Next, let  $\sqrt{n}\mathbf{u}_n^* = -\Sigma_2^{-1}\mathbf{T}_n/2$ , then, by (A.39) from Lemma 7, we have

$$\sqrt{n}\mathbf{u}_n^* \rightarrow_{\mathcal{L}} N\left(0, \frac{1}{4}\Sigma_2^{-1}\Omega_2\Sigma_2^{-1}\right) \text{ as } n \rightarrow \infty.$$

As a result, it is sufficient to show that  $\sqrt{n}\widehat{\mathbf{u}}_n - \sqrt{n}\mathbf{u}_n^* = o_p(1)$ . By (A.40) and (A.41), we have

$$\begin{aligned} H_n(\widehat{\mathbf{u}}_n) &= (\sqrt{n}\widehat{\mathbf{u}}_n)' \mathbf{T}_n + (\sqrt{n}\widehat{\mathbf{u}}_n)' \Sigma_2 (\sqrt{n}\widehat{\mathbf{u}}_n) + o_p(1) \\ &= -2(\sqrt{n}\widehat{\mathbf{u}}_n)' \Sigma_2 (\sqrt{n}\mathbf{u}_n^*) + (\sqrt{n}\widehat{\mathbf{u}}_n)' \Sigma_2 (\sqrt{n}\widehat{\mathbf{u}}_n) + o_p(1). \end{aligned}$$

Note that (A.40) still holds when  $\widehat{\mathbf{u}}_n$  is replaced by  $\mathbf{u}_n^*$ . Thus,

$$\begin{aligned} H_n(\mathbf{u}_n^*) &= (\sqrt{n}\mathbf{u}_n^*)' \mathbf{T}_n + (\sqrt{n}\mathbf{u}_n^*)' \Sigma_2 (\sqrt{n}\mathbf{u}_n^*) + o_p(1) \\ &= -(\sqrt{n}\mathbf{u}_n^*)' \Sigma_2 (\sqrt{n}\mathbf{u}_n^*) + o_p(1). \end{aligned}$$

By the previous two equations, it follows that

$$\begin{aligned} H_n(\widehat{\mathbf{u}}_n) - H_n(\mathbf{u}_n^*) &= (\sqrt{n}\widehat{\mathbf{u}}_n - \sqrt{n}\mathbf{u}_n^*)' \Sigma_2 (\sqrt{n}\widehat{\mathbf{u}}_n - \sqrt{n}\mathbf{u}_n^*) + o_p(1) \\ &\geq \lambda_{\min} \|\sqrt{n}\widehat{\mathbf{u}}_n - \sqrt{n}\mathbf{u}_n^*\|^2 + o_p(1). \end{aligned} \quad (\text{A.42})$$

Since  $H_n(\widehat{\mathbf{u}}_n) - H_n(\mathbf{u}_n^*) = (n-p) [L_n^E(\boldsymbol{\theta}_0 + \widehat{\mathbf{u}}_n) - L_n^E(\boldsymbol{\theta}_0 + \mathbf{u}_n^*)] \leq 0$  almost surely, by (A.42) we have  $\|\sqrt{n}\widehat{\mathbf{u}}_n - \sqrt{n}\mathbf{u}_n^*\| = o_p(1)$ . Therefore, we have

$$\sqrt{n}\widehat{\mathbf{u}}_n \rightarrow_{\mathcal{L}} N\left(0, \frac{1}{4}\Sigma_2^{-1}\Omega_2\Sigma_2^{-1}\right) \text{ as } n \rightarrow \infty.$$

Therefore, Statement (ii) holds. The proof is accomplished.  $\square$

## A.4 Proof of Remark 1

*Proof.* Recall that the error function is  $\eta_t(\boldsymbol{\theta}) = \varepsilon_t(\boldsymbol{\alpha})/h_t(\boldsymbol{\delta})$ , where  $\varepsilon_t(\boldsymbol{\alpha}) = y_t - \sum_{i=1}^p \alpha_i y_{t-i}$  and  $h_t(\boldsymbol{\delta}) = \omega + \sum_{i=1}^p \beta_i |y_{t-i}|$ , and the residuals are defined as  $\widehat{\eta}_t = \eta_t(\widehat{\boldsymbol{\theta}}_n) = \varepsilon_t(\widehat{\boldsymbol{\alpha}}_n)/h_t(\widehat{\boldsymbol{\delta}}_n)$ .

Note that  $\eta_t = \eta_t(\boldsymbol{\theta}_0)$  and  $\hat{f}(0) = (nb_n)^{-1} \sum_{t=p+1}^n K(\hat{\eta}_t/b_n)$ . Since  $|K(x) - K(y)| \leq L|x - y|$  for some  $L > 0$ , by Taylor's expansion, it holds that

$$\begin{aligned} \left| \hat{f}(0) - \frac{1}{nb_n} \sum_{t=p+1}^n K\left(\frac{\eta_t}{b_n}\right) \right| &= \frac{1}{nb_n} \sum_{t=p+1}^n \left| K\left(\frac{\hat{\eta}_t}{b_n}\right) - K\left(\frac{\eta_t}{b_n}\right) \right| \\ &\leq \frac{L}{nb_n^2} \sum_{t=p+1}^n |\hat{\eta}_t - \eta_t| \\ &\leq \frac{L\|\hat{\boldsymbol{\theta}}_n - \boldsymbol{\theta}_0\|}{nb_n^2} \sum_{t=p+1}^n \left\| \frac{\partial \eta_t(\boldsymbol{\theta}^*)}{\partial \boldsymbol{\theta}} \right\|, \end{aligned} \quad (\text{A.43})$$

where  $\boldsymbol{\theta}^*$  lies between  $\boldsymbol{\theta}_0$  and  $\hat{\boldsymbol{\theta}}_n$ . It can be verified that

$$\frac{\partial \eta_t(\boldsymbol{\theta})}{\partial \boldsymbol{\theta}} = \frac{1}{h_t(\boldsymbol{\delta})} \frac{\partial \varepsilon_t(\boldsymbol{\alpha})}{\partial \boldsymbol{\theta}} - \frac{\varepsilon_t(\boldsymbol{\alpha})}{h_t^2(\boldsymbol{\delta})} \frac{\partial h_t(\boldsymbol{\delta})}{\partial \boldsymbol{\theta}} = -\frac{h_t}{h_t(\boldsymbol{\delta})} \mathbf{K}_{1t} - \frac{h_t \varepsilon_t(\boldsymbol{\alpha})}{h_t^2(\boldsymbol{\delta})} \mathbf{K}_{2t}, \quad (\text{A.44})$$

where  $\mathbf{K}_{1t} = (\mathbf{Y}'_{1t}, \mathbf{0}'_{p+1})'$  and  $\mathbf{K}_{2t} = (\mathbf{0}'_p, \mathbf{Y}'_{2t})'$ . By Assumption 1, we can show that  $\|\mathbf{K}_{1t}\| \leq p/\underline{\beta}$ ,  $\|\mathbf{K}_{2t}\| \leq \underline{\omega}^{-1} + p/\underline{\beta}$ , and  $\sup_{\boldsymbol{\theta} \in \Theta} h_t/h_t(\boldsymbol{\delta}) \leq \Omega_2/\underline{\omega} + \sum_{i=1}^p \beta_{i0}/\underline{\beta}$ . These together with (A.8), imply that

$$E \left[ \sup_{\boldsymbol{\theta} \in \Theta} \left\| \frac{\partial \eta_t(\boldsymbol{\theta})}{\partial \boldsymbol{\theta}} \right\| \right] \leq E \left[ \sup_{\boldsymbol{\theta} \in \Theta} \frac{h_t}{h_t(\boldsymbol{\delta})} \|\mathbf{K}_{1t}\| \right] + E \left[ \sup_{\boldsymbol{\theta} \in \Theta} \frac{h_t}{h_t(\boldsymbol{\delta})} \frac{|\varepsilon_t(\boldsymbol{\alpha})|}{h_t(\boldsymbol{\delta})} \|\mathbf{K}_{2t}\| \right] < \infty.$$

Then by Theorem 3.1 in Ling and McAleer (2003) and the Dominated Convergence Theorem, we have

$$\frac{1}{n} \sum_{t=p+1}^n \left\| \frac{\partial \eta_t(\boldsymbol{\theta}^*)}{\partial \boldsymbol{\theta}} \right\| = E \left\| \frac{\partial \eta_t(\boldsymbol{\theta}^*)}{\partial \boldsymbol{\theta}} \right\| + o_p(1) = E \left\| \frac{\partial \eta_t(\boldsymbol{\theta}_0)}{\partial \boldsymbol{\theta}} \right\| + o_p(1) = O_p(1). \quad (\text{A.45})$$

Since  $\sqrt{n}(\hat{\boldsymbol{\theta}}_n - \boldsymbol{\theta}_0) = O_p(1)$  by Theorem 3 and  $nb_n^4 \rightarrow \infty$  as  $n \rightarrow \infty$ , by (A.43) and (A.45), we have

$$\left| \hat{f}(0) - \frac{1}{nb_n} \sum_{t=p+1}^n K\left(\frac{\eta_t}{b_n}\right) \right| \leq O_p\left(\frac{1}{\sqrt{nb_n^2}}\right) = o_p(1). \quad (\text{A.46})$$

Moreover, since  $\sup_x f(x) < \infty$  by Assumption 4(ii) and  $\int_{-\infty}^{\infty} K(x)dx = 1$ , it holds that

$$E \left[ \frac{1}{b_n} K\left(\frac{\eta_t}{b_n}\right) \right] = \int_{-\infty}^{\infty} K(x) f(b_n x) dx < \infty.$$

Then, by Theorem 3.1 in Ling and McAleer (2003), it follows that

$$\frac{1}{nb_n} \sum_{t=p+1}^n K\left(\frac{\eta_t}{b_n}\right) = E \left[ \frac{1}{b_n} K\left(\frac{\eta_t}{b_n}\right) \right] + o_p(1). \quad (\text{A.47})$$

Furthermore, since  $\int_{-\infty}^{\infty} |x|K(x)dx < \infty$ ,  $\sup_x |f'(x)| < \infty$  and  $b_n \rightarrow 0$  as  $n \rightarrow \infty$ , it can be verified that

$$\begin{aligned} \left| E \left[ \frac{1}{b_n} K \left( \frac{\eta_t}{b_n} \right) \right] - f(0) \right| &= \left| \int_{-\infty}^{\infty} K(x) [f(b_n x) - f(0)] dx \right| \\ &\leq b_n \sup_x |f'(x)| \int_{-\infty}^{\infty} |x| K(x) dx \rightarrow 0 \text{ as } n \rightarrow \infty. \end{aligned} \quad (\text{A.48})$$

By (A.46)–(A.48), we have  $\hat{f}(0) = f(0) + o_p(1)$ . Finally, by a similar argument as for (A.45), we can show that  $(n-p)^{-1} \sum_{t=p+1}^n \mathbf{Y}_{1t} \mathbf{Y}'_{1t} = E(\mathbf{Y}_{1t} \mathbf{Y}'_{1t}) + o_p(1)$ ,  $(n-p)^{-1} \sum_{t=p+1}^n \mathbf{Y}_{2t} \mathbf{Y}'_{2t} = E(\mathbf{Y}_{2t} \mathbf{Y}'_{2t}) + o_p(1)$ ,  $(n-p)^{-1} \sum_{t=p+1}^n \mathbf{Y}_{1t} \mathbf{Y}'_{2t} = E(\mathbf{Y}_{1t} \mathbf{Y}'_{2t}) + o_p(1)$ ,  $\hat{\kappa}_1 = (n-p)^{-1} \sum_{t=p+1}^n \hat{\eta}_t = E(\eta_t) + o_p(1)$  and  $\hat{\kappa}_2 = (n-p)^{-1} \sum_{t=p+1}^n \hat{\eta}_t^2 - 1 = E(\eta_t^2) - 1 + o_p(1)$ . As a result,  $\hat{\Sigma}_{2n} \rightarrow_p \Sigma_2$  and  $\hat{\Omega}_{2n} \rightarrow_p \Omega_2$  as  $n \rightarrow \infty$ . The proof is accomplished.  $\square$

## A.5 Proof of Theorem 4

*Proof.* In the following proof, notations  $\Theta^p$ ,  $\boldsymbol{\theta}_{0,G}^p$ ,  $\boldsymbol{\theta}_{0,E}^p$ ,  $\tilde{\boldsymbol{\theta}}_n^p$ ,  $\hat{\boldsymbol{\theta}}_n^p$ ,  $\mathbf{T}_n^p$ ,  $\Sigma_1^p$  and  $\Sigma_2^p$  are employed to emphasize their dependence on the order  $p$ . Let  $p_0$  be the true order of model (1.1). It is sufficient to show that, for any  $p \neq p_0$ ,

$$\lim_{n \rightarrow \infty} P(\text{BIC}_1(p) - \text{BIC}_1(p_0) > 0) = 1 \text{ and } \lim_{n \rightarrow \infty} P(\text{BIC}_2(p) - \text{BIC}_2(p_0) > 0) = 1. \quad (\text{A.49})$$

We first consider the case that the model is overfitted, i.e.  $p > p_0$ . Since the model with order  $p$  corresponds to a larger model, then it holds that

$$\ell_t^E(\boldsymbol{\theta}_0^p) = \ell_t^E(\boldsymbol{\theta}_0^{p_0}), \quad L_n^E(\boldsymbol{\theta}_0^p) = L_n^E(\boldsymbol{\theta}_0^{p_0}), \quad \ell_t^G(\boldsymbol{\theta}_0^p) = \ell_t^G(\boldsymbol{\theta}_0^{p_0}) \text{ and } L_n^G(\boldsymbol{\theta}_0^p) = L_n^G(\boldsymbol{\theta}_0^{p_0}).$$

Denote  $\tilde{\mathbf{u}}_n^{p_0} = \tilde{\boldsymbol{\theta}}_n^{p_0} - \boldsymbol{\theta}_0^{p_0}$  and  $\hat{\mathbf{u}}_n^{p_0} = \hat{\boldsymbol{\theta}}_n^{p_0} - \boldsymbol{\theta}_0^{p_0}$ .

(i) Consider the  $\text{BIC}_1$  based on the G-QMLE for the overfitted case. Similar to the proof of Theorem 1, we can verify that  $\tilde{\boldsymbol{\theta}}_n^{p_0} \rightarrow_p \boldsymbol{\theta}_0^{p_0}$ ,  $\sqrt{n} \partial L_n^G(\boldsymbol{\theta}_0^{p_0}) / \partial \boldsymbol{\theta} = O_p(1)$  and  $\sqrt{n} \tilde{\mathbf{u}}_n^{p_0} = O_p(1)$  as  $n \rightarrow \infty$ . By Taylor's expansion and Slutsky's theorem, it can be shown that

$$\begin{aligned} &(n - p_{\max}) [L_n^G(\tilde{\boldsymbol{\theta}}_n^{p_0}) - L_n^G(\boldsymbol{\theta}_0^{p_0})] \\ &= (\sqrt{n} \tilde{\mathbf{u}}_n^{p_0})' \frac{n - p_{\max}}{\sqrt{n}} \frac{\partial L_n^G(\boldsymbol{\theta}_0^{p_0})}{\partial \boldsymbol{\theta}} - (\sqrt{n} \tilde{\mathbf{u}}_n^{p_0})' \Sigma_1^{p_0} \sqrt{n} \tilde{\mathbf{u}}_n^{p_0} + o_p(1) = O_p(1). \end{aligned} \quad (\text{A.50})$$

Similarly, it can be verified that  $(n - p_{\max})[L_n^G(\tilde{\boldsymbol{\theta}}_n^p) - L_n^G(\boldsymbol{\theta}_0^p)] = O_p(1)$ . As a result,

$$\begin{aligned} & L_n^G(\tilde{\boldsymbol{\theta}}_n^p) - L_n^G(\tilde{\boldsymbol{\theta}}_n^{p_0}) \\ &= [L_n^G(\tilde{\boldsymbol{\theta}}_n^p) - L_n^G(\boldsymbol{\theta}_0^p)] - [L_n^G(\tilde{\boldsymbol{\theta}}_n^{p_0}) - L_n^G(\boldsymbol{\theta}_0^{p_0})] + [L_n^G(\boldsymbol{\theta}_0^p) - L_n^G(\boldsymbol{\theta}_0^{p_0})] = O_p\left(\frac{1}{n}\right). \end{aligned}$$

Hence, we have

$$\begin{aligned} & \text{BIC}_1(p) - \text{BIC}_1(p_0) \\ &= 2(n - p_{\max})[L_n^G(\tilde{\boldsymbol{\theta}}_n^p) - L_n^G(\tilde{\boldsymbol{\theta}}_n^{p_0})] + [(2p + 1)\ln(n - p_{\max}) - (2p_0 + 1)\ln(n - p_{\max})] \\ &= O_p(1) + 2(p - p_0)\ln(n - p_{\max}) \rightarrow \infty \text{ as } n \rightarrow \infty. \end{aligned} \tag{A.51}$$

(ii) Consider the  $\text{BIC}_2$  based on the E-QMLE for the overfitted case. Similar to the proof of Theorems 2 and 3, we can show that  $\hat{\boldsymbol{\theta}}_n^{p_0} \rightarrow \boldsymbol{\theta}_0^{p_0}$  almost surely and  $\sqrt{n}\hat{\mathbf{u}}_n^{p_0} = O_p(1)$  as  $n \rightarrow \infty$ . Then it follows that

$$\begin{aligned} & (n - p_{\max})[L_n^E(\hat{\boldsymbol{\theta}}_n^{p_0}) - L_n^E(\boldsymbol{\theta}_0^{p_0})] \\ &= (\sqrt{n}\hat{\mathbf{u}}_n^{p_0})' \mathbf{T}_n^{p_0} + (\sqrt{n}\hat{\mathbf{u}}_n^{p_0})' \Sigma_2^{p_0} (\sqrt{n}\hat{\mathbf{u}}_n^{p_0}) + o_p(1) = O_p(1), \end{aligned} \tag{A.52}$$

where  $\mathbf{T}_n^{p_0}$  is defined as in Lemma 7. Similarly, it can be verified that  $(n - p_{\max})[L_n^E(\hat{\boldsymbol{\theta}}_n^p) - L_n^E(\boldsymbol{\theta}_0^p)] = O_p(1)$ . Therefore,

$$\begin{aligned} & L_n^E(\hat{\boldsymbol{\theta}}_n^p) - L_n^E(\hat{\boldsymbol{\theta}}_n^{p_0}) \\ &= [L_n^E(\hat{\boldsymbol{\theta}}_n^p) - L_n^E(\boldsymbol{\theta}_0^p)] - [L_n^E(\hat{\boldsymbol{\theta}}_n^{p_0}) - L_n^E(\boldsymbol{\theta}_0^{p_0})] + [L_n^E(\boldsymbol{\theta}_0^p) - L_n^E(\boldsymbol{\theta}_0^{p_0})] = O_p\left(\frac{1}{n}\right). \end{aligned}$$

Hence, it follows that

$$\begin{aligned} & \text{BIC}_2(p) - \text{BIC}_2(p_0) \\ &= 2(n - p_{\max})[L_n^E(\hat{\boldsymbol{\theta}}_n^p) - L_n^E(\hat{\boldsymbol{\theta}}_n^{p_0})] + [(2p + 1)\ln(n - p_{\max}) - (2p_0 + 1)\ln(n - p_{\max})] \\ &= O_p(1) + 2(p - p_0)\ln(n - p_{\max}) \rightarrow \infty \text{ as } n \rightarrow \infty. \end{aligned} \tag{A.53}$$

Therefore, by (A.51) and (A.53), we can see that (A.49) holds for  $p > p_0$ .

We next consider the case that the model is underfitted, i.e.  $p < p_0$ . Let  $\boldsymbol{\theta}_{0,G}^p = \arg \min_{\boldsymbol{\theta} \in \Theta^p} E[\ell_t^G(\boldsymbol{\theta}^p)]$  and  $\boldsymbol{\theta}_{0,E}^p = \arg \min_{\boldsymbol{\theta} \in \Theta^p} E[\ell_t^E(\boldsymbol{\theta}^p)]$ .

(i) Consider the  $\text{BIC}_1$  based on the G-QMLE for the underfitted case. Similar to the proof of Theorem 1 and (A.50), we can verify that  $\sqrt{n}(\tilde{\boldsymbol{\theta}}_n^p - \boldsymbol{\theta}_{0,G}^p) = O_p(1)$  and

$$(n - p_{\max})[L_n^G(\tilde{\boldsymbol{\theta}}_n^p) - L_n^G(\boldsymbol{\theta}_{0,G}^p)] = O_p(1).$$



Note that  $L_n^G(\cdot)$  is the negative likelihood. Since the model with order  $p$  corresponds to a smaller model than the true model, we have  $E[\ell_t^G(\boldsymbol{\theta}_{0,G}^p)] \geq E[\ell_t^G(\boldsymbol{\theta}_0^{p_0})] + \varepsilon$  for some positive constant  $\varepsilon$ . By ergodic theorem, we have  $L_n^G(\boldsymbol{\theta}_{0,G}^p) = E[\ell_t^G(\boldsymbol{\theta}_{0,G}^p)] + o_p(1)$ . Thus it holds that

$$L_n^G(\boldsymbol{\theta}_{0,G}^p) - L_n^G(\boldsymbol{\theta}_0^{p_0}) = E[\ell_t^G(\boldsymbol{\theta}_{0,G}^p)] - E[\ell_t^G(\boldsymbol{\theta}_0^{p_0})] + o_p(1) = \varepsilon + o_p(1).$$

Therefore, we have

$$\begin{aligned} L_n^G(\tilde{\boldsymbol{\theta}}_n^p) - L_n^G(\tilde{\boldsymbol{\theta}}_n^{p_0}) &= [L_n^G(\tilde{\boldsymbol{\theta}}_n^p) - L_n^G(\boldsymbol{\theta}_{0,G}^p)] - [L_n^G(\tilde{\boldsymbol{\theta}}_n^{p_0}) - L_n^G(\boldsymbol{\theta}_0^{p_0})] \\ &\quad + [L_n^G(\boldsymbol{\theta}_{0,G}^p) - L_n^G(\boldsymbol{\theta}_0^{p_0})] = O_p\left(\frac{1}{n}\right) + \varepsilon + o_p(1). \end{aligned}$$

This together with  $(2p+1)\ln(n-p_{\max}) - (2p_0+1)\ln(n-p_{\max}) = O(\ln n)$ , implies that

$$\begin{aligned} &\text{BIC}_1(p) - \text{BIC}_1(p_0) \\ &= 2(n-p_{\max})[L_n^G(\tilde{\boldsymbol{\theta}}_n^p) - L_n^G(\tilde{\boldsymbol{\theta}}_n^{p_0})] + [(2p+1)\ln(n-p_{\max}) - (2p_0+1)\ln(n-p_{\max})] \\ &= 2(n-p_{\max})\varepsilon + o_p(n-p_{\max}) + O_p(1) + O(\ln n) \rightarrow \infty \text{ as } n \rightarrow \infty. \end{aligned} \tag{A.54}$$

(ii) Consider the  $\text{BIC}_2$  based on the E-QMLE for the underfitted case. Similar to the proof of Theorems 2–3 and (A.52), we can verify that  $\sqrt{n}(\hat{\boldsymbol{\theta}}_n^p - \boldsymbol{\theta}_{0,E}^p) = O_p(1)$  and

$$(n-p_{\max})[L_n^E(\hat{\boldsymbol{\theta}}_n^p) - L_n^E(\boldsymbol{\theta}_{0,E}^p)] = O_p(1).$$

Note that  $L_n^E(\cdot)$  is the negative likelihood. Since the model with order  $p$  corresponds to a smaller model than the true model, we have  $E[\ell_t^E(\boldsymbol{\theta}_{0,E}^p)] \geq E[\ell_t^E(\boldsymbol{\theta}_0^{p_0})] + \varepsilon$  for some positive constant  $\varepsilon$ . By ergodic theorem, we have  $L_n^E(\boldsymbol{\theta}_{0,E}^p) = E[\ell_t^E(\boldsymbol{\theta}_{0,E}^p)] + o_p(1)$ . Thus it holds that

$$L_n^E(\boldsymbol{\theta}_{0,E}^p) - L_n^E(\boldsymbol{\theta}_0^{p_0}) = E[\ell_t^E(\boldsymbol{\theta}_{0,E}^p)] - E[\ell_t^E(\boldsymbol{\theta}_0^{p_0})] + o_p(1) = \varepsilon + o_p(1).$$

Therefore, we have

$$\begin{aligned} L_n^E(\hat{\boldsymbol{\theta}}_n^p) - L_n^E(\hat{\boldsymbol{\theta}}_n^{p_0}) &= [L_n^E(\hat{\boldsymbol{\theta}}_n^p) - L_n^E(\boldsymbol{\theta}_{0,E}^p)] - [L_n^E(\hat{\boldsymbol{\theta}}_n^{p_0}) - L_n^E(\boldsymbol{\theta}_0^{p_0})] \\ &\quad + [L_n^E(\boldsymbol{\theta}_{0,E}^p) - L_n^E(\boldsymbol{\theta}_0^{p_0})] = O_p\left(\frac{1}{n}\right) + \varepsilon + o_p(1). \end{aligned}$$

This together with  $(2p+1)\ln(n-p_{\max}) - (2p_0+1)\ln(n-p_{\max}) = O(\ln n)$ , implies that

$$\begin{aligned} &\text{BIC}_2(p) - \text{BIC}_2(p_0) \\ &= 2(n-p_{\max})[L_n^E(\hat{\boldsymbol{\theta}}_n^p) - L_n^E(\hat{\boldsymbol{\theta}}_n^{p_0})] + [(2p+1)\ln(n-p_{\max}) - (2p_0+1)\ln(n-p_{\max})] \\ &= 2(n-p_{\max})\varepsilon + o_p(n-p_{\max}) + O_p(1) + O(\ln n) \rightarrow \infty \text{ as } n \rightarrow \infty. \end{aligned} \tag{A.55}$$

Hence, combining (A.54) and (A.55) implies that (A.49) holds for  $p < p_0$ . The proof is accomplished.  $\square$

## A.6 Proof of Theorem 5

*Proof.* Recall that the error function is defined as  $\eta_t(\boldsymbol{\theta}) = \varepsilon_t(\boldsymbol{\alpha})/h(\boldsymbol{\delta})$ ,  $\kappa_1 = E(\eta_t)$ ,  $\tau_1 = E[\text{sgn}(\eta_t)]$ ,  $\tau_2 = E(|\eta_t|)$ ,  $\sigma_1^2 = \text{var}(\eta_t)$  and  $\sigma_2^2 = \text{var}(|\eta_t|)$ . Note that  $\eta_t = \eta_t(\boldsymbol{\theta}_0)$ ,  $\tilde{\eta}_t = \eta_t(\tilde{\boldsymbol{\theta}}_n)$  and  $\hat{\eta}_t = \eta_t(\hat{\boldsymbol{\theta}}_n)$ . To show (i) and (ii) in a unified framework, we denote  $\check{\boldsymbol{\theta}}_n$  as the G-QMLE  $\tilde{\boldsymbol{\theta}}_n$  or the E-QMLE  $\hat{\boldsymbol{\theta}}_n$ . Accordingly,  $\check{\eta}_t = \eta_t(\check{\boldsymbol{\theta}}_n)$ , and the residual ACF and absolute residual ACF of model (1.1) fitted by  $\check{\boldsymbol{\theta}}_n$  can be defined as

$$\check{\rho}_k = \frac{\sum_{t=p+k+1}^n (\check{\eta}_t - \check{\eta}_1)(\check{\eta}_{t-k} - \check{\eta}_1)}{\sum_{t=p+1}^n (\check{\eta}_t - \check{\eta}_1)^2} \text{ and } \check{\gamma}_k = \frac{\sum_{t=p+k+1}^n (|\check{\eta}_t| - \check{\eta}_2)(|\check{\eta}_{t-k}| - \check{\eta}_2)}{\sum_{t=p+1}^n (|\check{\eta}_t| - \check{\eta}_2)^2},$$

where  $\check{\eta}_1 = (n-p)^{-1} \sum_{t=p+1}^n \check{\eta}_t$  and  $\check{\eta}_2 = (n-p)^{-1} \sum_{t=p+1}^n |\check{\eta}_t|$ . Denote  $\check{\boldsymbol{\rho}} = (\check{\rho}_1, \dots, \check{\rho}_M)'$  and  $\check{\boldsymbol{\gamma}} = (\check{\gamma}_1, \dots, \check{\gamma}_M)'$ . When model (1.1) is correctly specified, by the ergodic theorem and the dominated convergence theorem, it can be shown that, as  $n \rightarrow \infty$ ,

$$\begin{aligned} \check{\eta}_1 &= \frac{1}{n-p} \sum_{t=p+1}^n \check{\eta}_t \rightarrow_p \kappa_1 \quad \text{and} \quad \frac{1}{n} \sum_{t=p+1}^n (\check{\eta}_t - \check{\eta}_1)^2 \rightarrow_p \sigma_1^2, \\ \check{\eta}_2 &= \frac{1}{n-p} \sum_{t=p+1}^n |\check{\eta}_t| \rightarrow_p \tau_2 \quad \text{and} \quad \frac{1}{n} \sum_{t=p+1}^n (|\check{\eta}_t| - \check{\eta}_2)^2 \rightarrow_p \sigma_2^2, \end{aligned}$$

where  $\kappa_1 = 0$  and  $\sigma_1^2 = 1$  for the G-QMLE under Assumption 3(i), while  $\tau_1 = 0$  and  $\tau_2 = 1$  for the E-QMLE under Assumption 4(i). Therefore, it follows that

$$\sqrt{n} (\check{\boldsymbol{\rho}}', \check{\boldsymbol{\gamma}}')' = \sqrt{n} (\boldsymbol{\rho}', \boldsymbol{\gamma}')' + o_p(1), \quad (\text{A.56})$$

where  $\check{\boldsymbol{\rho}} = (\check{\rho}_1, \dots, \check{\rho}_M)'$  and  $\check{\boldsymbol{\gamma}} = (\check{\gamma}_1, \dots, \check{\gamma}_M)'$  with  $\check{\rho}_k = (n\sigma_1^2)^{-1} \sum_{t=p+k+1}^n (\check{\eta}_t - \kappa_1)(\check{\eta}_{t-k} - \kappa_1)$  and  $\check{\gamma}_k = (n\sigma_2^2)^{-1} \sum_{t=p+k+1}^n (|\check{\eta}_t| - \tau_2)(|\check{\eta}_{t-k}| - \tau_2)$ . It can be shown that

$$\begin{aligned} \sigma_1^2 \sqrt{n} \check{\rho}_k &= \frac{1}{\sqrt{n}} \sum_{t=p+k+1}^n (\eta_t - \kappa_1)(\eta_{t-k} - \kappa_1) + \frac{1}{\sqrt{n}} \sum_{t=p+k+1}^n A_{1nt} \\ &\quad + \frac{1}{\sqrt{n}} \sum_{t=p+k+1}^n A_{2nt} + \frac{1}{\sqrt{n}} \sum_{t=p+k+1}^n A_{3nt}, \\ \sigma_2^2 \sqrt{n} \check{\gamma}_k &= \frac{1}{\sqrt{n}} \sum_{t=p+k+1}^n (|\eta_t| - \tau_2)(|\eta_{t-k}| - \tau_2) + \frac{1}{\sqrt{n}} \sum_{t=p+k+1}^n B_{1nt} \\ &\quad + \frac{1}{\sqrt{n}} \sum_{t=p+k+1}^n B_{2nt} + \frac{1}{\sqrt{n}} \sum_{t=p+k+1}^n B_{3nt}, \end{aligned}$$

where

$$\begin{aligned} A_{1nt} &= (\check{\eta}_t - \eta_t)(\eta_{t-k} - \kappa_1), \quad B_{1nt} = (|\check{\eta}_t| - |\eta_t|)(|\eta_{t-k}| - \tau_2); \\ A_{2nt} &= (\eta_t - \kappa_1)(\check{\eta}_{t-k} - \eta_{t-k}), \quad B_{2nt} = (|\eta_t| - 1)(|\check{\eta}_{t-k}| - |\eta_{t-k}|); \\ A_{3nt} &= (\check{\eta}_t - \eta_t)(\check{\eta}_{t-k} - \eta_{t-k}), \quad B_{3nt} = (|\check{\eta}_t| - |\eta_t|)(|\check{\eta}_{t-k}| - |\eta_{t-k}|). \end{aligned}$$

Since  $\sqrt{n}(\tilde{\boldsymbol{\theta}}_n - \boldsymbol{\theta}_0) = O_p(1)$  by Theorem 1 and  $\sqrt{n}(\hat{\boldsymbol{\theta}}_n - \boldsymbol{\theta}_0) = O_p(1)$  by Theorem 3, we have  $\sqrt{n}(\check{\boldsymbol{\theta}}_n - \boldsymbol{\theta}_0) = O_p(1)$ . Moreover, note that  $\partial \eta_t(\boldsymbol{\theta}_0)/\partial \boldsymbol{\theta} = (-\mathbf{Y}'_{1t}, -\eta_t \mathbf{Y}'_{2t})'$  by (A.44). Then by Taylor's expansion and the ergodic theorem, we have

$$\begin{aligned} \frac{1}{\sqrt{n}} \sum_{t=p+k+1}^n A_{1nt} &= \frac{1}{n} \sum_{t=p+k+1}^n (\eta_{t-k} - \kappa_1) \frac{\partial \eta_t(\boldsymbol{\theta}_0)}{\partial \boldsymbol{\theta}'} \sqrt{n}(\check{\boldsymbol{\theta}}_n - \boldsymbol{\theta}_0) + o_p(1) \\ &= -\frac{1}{n} \sum_{t=p+k+1}^n (\eta_{t-k} - \kappa_1) \mathbf{Y}'_{1t} \sqrt{n}(\check{\boldsymbol{\alpha}}_n - \boldsymbol{\alpha}_0) \\ &\quad - \frac{1}{n} \sum_{t=p+k+1}^n (\eta_{t-k} - \kappa_1) \eta_t \mathbf{Y}'_{2t} \sqrt{n}(\check{\boldsymbol{\delta}}_n - \boldsymbol{\delta}_0) + o_p(1) \\ &= \mathbf{U}_{\rho k} \sqrt{n}(\check{\boldsymbol{\theta}}_n - \boldsymbol{\theta}_0) + o_p(1), \end{aligned} \tag{A.57}$$

where  $\mathbf{U}_{\rho k} = -(E[(\eta_{t-k} - \kappa_1) \mathbf{Y}'_{1t}], \kappa_1 E[(\eta_{t-k} - \kappa_1) \mathbf{Y}'_{2t}])$ . Similarly, we can show that

$$\begin{aligned} \frac{1}{\sqrt{n}} \sum_{t=p+k+1}^n A_{2nt} &= \frac{1}{n} \sum_{t=p+k+1}^n (\eta_t - \kappa_1) \sqrt{n} [\eta_{t-k}(\check{\boldsymbol{\theta}}_n) - \eta_{t-k}(\boldsymbol{\theta}_0)] = o_p(1), \text{ and} \\ \frac{1}{\sqrt{n}} \sum_{t=p+k+1}^n A_{3nt} &= \frac{1}{n} \sum_{t=p+k+1}^n (\check{\eta}_t - \eta_t) \sqrt{n} [\eta_{t-k}(\check{\boldsymbol{\theta}}_n) - \eta_{t-k}(\boldsymbol{\theta}_0)] = o_p(1). \end{aligned} \tag{A.58}$$

As a result, we have

$$\sqrt{n} \check{\rho}_k = \frac{1}{\sqrt{n}} \sum_{t=p+k+1}^n \frac{(\eta_t - \kappa_1)(\eta_{t-k} - \kappa_1)}{\sigma_1^2} + \frac{\mathbf{U}_{\rho k}}{\sigma_1^2} \sqrt{n}(\check{\boldsymbol{\theta}}_n - \boldsymbol{\theta}_0) + o_p(1). \tag{A.59}$$

We next consider  $\check{\gamma}_k$ . By the identity (A.25), we have

$$|\check{\eta}_t| - |\eta_t| = (\check{\eta}_t - \eta_t) \operatorname{sgn}(\eta_t) + 2 \int_0^{-(\check{\eta}_t - \eta_t)} [I(\eta_t \leq s) - I(\eta_t \leq 0)] ds.$$

where  $\operatorname{sgn}(\eta_t) = I(\eta_t > 0) - I(\eta_t < 0)$ . Then similar to the proof of (A.57), we can show that

$$\frac{1}{\sqrt{n}} \sum_{t=p+k+1}^n B_{1nt} = \mathbf{U}_{\gamma k} \sqrt{n}(\hat{\boldsymbol{\theta}}_n - \boldsymbol{\theta}_0) + o_p(1),$$

where  $\mathbf{U}_{\gamma k} = -(\tau_1 E[(|\eta_{t-k}| - \tau_2) \mathbf{Y}'_{1t}], \tau_2 E[(|\eta_{t-k}| - \tau_2) \mathbf{Y}'_{2t}])$ . Similar to the proof of (A.58), we can verify that  $n^{-1/2} \sum_{t=p+k+1}^n B_{2nt} = o_p(1)$  and  $n^{-1/2} \sum_{t=p+k+1}^n B_{3nt} = o_p(1)$ . Therefore, we have

$$\sqrt{n} \check{\gamma}_k = \frac{1}{\sqrt{n}} \sum_{t=p+k+1}^n \frac{(|\eta_t| - \tau_2)(|\eta_{t-k}| - \tau_2)}{\sigma_2^2} + \frac{\mathbf{U}_{\gamma k}}{\sigma_2^2} \sqrt{n}(\check{\boldsymbol{\theta}}_n - \boldsymbol{\theta}_0) + o_p(1). \quad (\text{A.60})$$

Combining (A.56), (A.59) and (A.60), by Theorem 3, we can obtain that

$$\sqrt{n}(\check{\boldsymbol{\rho}}', \check{\boldsymbol{\gamma}}')' = V \frac{1}{\sqrt{n}} \sum_{t=p+k+1}^n \mathbf{v}_t + o_p(1), \quad (\text{A.61})$$

where  $V = \begin{pmatrix} I_M & 0 & U_\rho/\sigma_1^2 \\ 0 & I_M & U_\gamma/\sigma_2^2 \end{pmatrix}$  with  $U_\rho = (\mathbf{U}'_{\rho 1}, \dots, \mathbf{U}'_{\rho M})'$  and  $U_\gamma = (\mathbf{U}'_{\gamma 1}, \dots, \mathbf{U}'_{\gamma M})'$ , and

$$\mathbf{v}_t = [(\eta_t - \kappa_1)(\eta_{t-1} - \kappa_1)/\sigma_1^2, \dots, (\eta_t - \kappa_1)(\eta_{t-M} - \kappa_1)/\sigma_1^2, \\ (|\eta_t| - \tau_2)(|\eta_{t-1}| - \tau_2)/\sigma_2^2, \dots, (|\eta_t| - \tau_2)(|\eta_{t-M}| - \tau_2)/\sigma_2^2, -\mathbf{G}'_t D']$$

with  $\mathbf{G}_t = \mathbf{G}_{1t} = (-\mathbf{Y}'_{1t}\eta_t, \mathbf{Y}'_{2t}(1 - \eta_t^2))'$  and  $D = \Sigma_1^{-1}$  by Theorem 1 when  $\check{\boldsymbol{\theta}}_n$  is the G-QMLE  $\tilde{\boldsymbol{\theta}}_n$ , while  $\mathbf{G}_t = \mathbf{G}_{2t} = (\mathbf{Y}'_{1t}[I(\eta_t < 0) - I(\eta_t > 0)], \mathbf{Y}'_{2t}(1 - |\eta_t|))'$  and  $D = \Sigma_2^{-1}/2$  by Theorem 3 when  $\check{\boldsymbol{\theta}}_n$  is the E-QMLE  $\hat{\boldsymbol{\theta}}_n$ . Then by the martingale central limit theorem and the Cramér-Wold device, we have

$$\sqrt{n}(\check{\boldsymbol{\rho}}', \check{\boldsymbol{\gamma}}')' \rightarrow_{\mathcal{L}} N(0, VGV') \text{ as } n \rightarrow \infty,$$

where  $G = E(\mathbf{v}_t \mathbf{v}'_t)$ . Note that  $V = V_1$  and  $G = G_1$  with  $\mathbf{v}_t = \mathbf{v}_{1t}$  when  $\check{\boldsymbol{\theta}}_n$  is the G-QMLE  $\tilde{\boldsymbol{\theta}}_n$  and thus  $(\check{\boldsymbol{\rho}}', \check{\boldsymbol{\gamma}}')' = (\tilde{\boldsymbol{\rho}}', \tilde{\boldsymbol{\gamma}}')'$ , while  $V = V_2$  and  $G = G_2$  with  $\mathbf{v}_t = \mathbf{v}_{2t}$  when  $\check{\boldsymbol{\theta}}_n$  is the E-QMLE  $\hat{\boldsymbol{\theta}}_n$  and thus  $(\check{\boldsymbol{\rho}}', \check{\boldsymbol{\gamma}}')' = (\hat{\boldsymbol{\rho}}', \hat{\boldsymbol{\gamma}}')'$ . Hence, the proof of this theorem is accomplished.  $\square$

# References

- Amemiya, T. (1985). *Advanced econometrics*. Harvard University Press.
- Bollerslev, T. (1986). Generalized autoregressive conditional heteroscedasticity. *Journal of Econometrics* 31, 307–327.
- Box, G. E. P., G. M. Jenkins, and G. C. Reinsel (2008). *Time Series Analysis, Forecasting and Control* (4th ed.). New York: Wiley.
- Christoffersen, P. F. (1998). Evaluating interval forecasts. *International economic review*, 841–862.
- Cryer, J. D. and K.-S. Chan (2008). *Time series analysis: with applications in R*. Springer Science & Business Media.
- Engle, R. F. (1982). Autoregressive conditional heteroscedasticity with estimates of the variance of United Kingdom inflation. *Econometrica* 50, 987–1007.
- Engle, R. F. and S. Manganelli (2004). CAVIAR: conditional autoregressive value at risk by regression quantiles. *Journal of Business & Economic Statistics* 22, 367–381.
- Fan, J. and Q. Yao (2008). *Nonlinear time series: nonparametric and parametric methods*. Springer Science & Business Media.
- Francq, C. and J.-M. Zakoian (2004). Maximum likelihood estimation of pure GARCH and ARMA-GARCH processes. *Bernoulli* 10, 605–637.
- Huber, P. (1967). The behavior of maximum likelihood estimates under nonstandard conditions. *Proceedings of the Fourth Berkeley Symposium on Mathematical Statistics and Probability* (Vol.1), 151–163.
- Jiang, F., D. Li, and K. Zhu (2020). Non-standard inference for augmented double autoregressive models with null volatility coefficients. *Journal of Econometrics* 215, 165–183.
- Li, D., S. Ling, and J.-M. Zakoian (2015). Asymptotic inference in multiple-threshold double autoregressive models. *Journal of Econometrics* 189(2), 415–427.

- Li, D., S. Ling, and R. Zhang (2016). On a threshold double autoregressive model. *Journal of Business and Economic Statistics* 34, 68–80.
- Li, G. and W. K. Li (2005). Diagnostic checking for time series models with conditional heteroscedasticity estimated by the least absolute deviation approach. *Biometrika* 92, 691–701.
- Li, G., Q. Zhu, Z. Liu, and W. K. Li (2017). On mixture double autoregressive time series models. *Journal of Business and Economic Statistics* 35, 306–317.
- Li, W. K. (2004). *Diagnostic Checks in Time Series*. Boca Raton: Chapman and Hall.
- Li, W. K., S. Ling, and M. McAleer (2002). Recent theoretical results for time series models with GARCH errors. *Journal of Economic Surveys* 16, 245–269.
- Ling, S. (2004). Estimation and testing stationarity for double-autoregressive models. *Journal of the Royal Statistical Society, Series B* 66, 63–78.
- Ling, S. (2007a). A double AR(p) model: structure and estimation. *Statistica Sinica* 17, 161–175.
- Ling, S. (2007b). Self-weighted and local quasi-maximum likelihood estimators for ARMA-GARCH/IGARCH models. *Journal of Econometrics* 140(2), 849–873.
- Ling, S. and M. McAleer (2003). Asymptotic theory for a vector ARMA–GARCH model. *Econometric Theory* 19, 280–310.
- Ling, S. and M. McAleer (2003). Asymptotic theory for a vector ARMA-GARCH model. *Econometric Theory* 19(02), 280–310.
- Ljung, G. M. and G. E. P. Box (1978). On a measure of lack of fit in time series models. *Biometrika* 65, 297–303.
- Machado, J. A. (1993). Robust model selection and M-estimation. *Econometric Theory* 9(03), 478–493.
- Machado, J. A. F. (1990). Model selection: Consistency and robustness properties of the schwarz information criterion for generalized M-estimation. *Ph.D. thesis, University of Illinois, Urbana-Champaign*.

- Pollard, D. (1985). New ways to prove central limit theorems. *Econometric Theory* 1(3), 295–313.
- Poskitt, D. S. and A. R. Tremayne (1983). On the posterior odds of time series models. *Biometrika* 70(1), 157–162.
- Schwarz, G. (1978). Estimating the dimensions of a model. *Annals of Statistics* 6, 461–464.
- Taylor, S. J. (2008). *Modelling financial time series*. New York: World Scientific.
- Weiss, A. A. (1986). Asymptotic theory for ARCH models: Estimation and testing. *Econometric Theory* 2(01), 107–131.
- Wong, H. and S. Ling (2005). Mixed portmanteau tests for time-series models. *Journal of Time Series Analysis* 26, 569–579.
- Xiao, Z. and R. Koenker (2009). Conditional quantile estimation for generalized autoregressive conditional heteroscedasticity models. *Journal of the American Statistical Association* 104, 1696–1712.
- Zhu, K. and S. Ling (2011). Global self-weighted and local quasi-maximum exponential likelihood estimators for ARMA-GARCH/IGARCH models. *The Annals of Statistics* 39, 2131–2163.
- Zhu, K. and S. Ling (2013). Quasi-maximum exponential likelihood estimators for a double ar(p) model. *Statistica Sinica* 23(1), 251–270.
- Zhu, Q., G. Li, and Z. Xiao (2020). Quantile estimation of regression models with GARCH-X errors. *Statistica Sinica* doi: 10.5705/ss.202019.0003. To appear.
- Zhu, Q., Y. Zheng, and G. Li (2018). Linear double autoregression. *Journal of Econometrics* 207, 162–174.

Table 1: Biases ( $\times 10$ ), ESDs and ASDs of the G-QMLE  $\tilde{\boldsymbol{\theta}}_n$  when the innovations follow the normal, Laplace or Student's  $t_3$  distribution.

	$n$	Normal			Laplace			$t_3$		
		Bias	ESD	ASD	Bias	ESD	ASD	Bias	ESD	ASD
$\alpha$	500	0.000	0.050	0.051	-0.001	0.055	0.054	-0.002	0.061	0.058
	1000	0.000	0.036	0.036	0.000	0.039	0.038	0.000	0.042	0.042
$\omega$	500	0.048	0.064	0.063	0.037	0.091	0.089	-0.279	0.201	0.150
	1000	0.026	0.044	0.045	0.035	0.064	0.064	-0.169	0.162	0.125
$\beta$	500	-0.060	0.052	0.051	-0.106	0.082	0.081	0.074	0.250	0.157
	1000	-0.025	0.037	0.036	-0.065	0.057	0.058	0.022	0.177	0.129

Table 2: Biases ( $\times 10$ ), ESDs and ASDs of the E-QMLE  $\hat{\boldsymbol{\theta}}_n$  when the innovations follow the normal, Laplace or Student's  $t_3$  distribution.

	$n$	Normal			Laplace			$t_3$		
		Bias	ESD	ASD	Bias	ESD	ASD	Bias	ESD	ASD
$\alpha$	500	-0.002	0.065	0.069	-0.013	0.044	0.051	-0.039	0.052	0.056
	1000	0.006	0.047	0.048	-0.009	0.031	0.036	-0.017	0.037	0.039
$\omega$	500	0.075	0.071	0.072	0.063	0.088	0.088	0.018	0.102	0.100
	1000	0.034	0.050	0.051	0.036	0.061	0.062	0.010	0.073	0.072
$\beta$	500	-0.059	0.045	0.045	-0.073	0.056	0.056	-0.027	0.070	0.066
	1000	-0.021	0.032	0.032	-0.036	0.039	0.039	-0.018	0.049	0.047



Table 3: Percentages of underfitted, correctly selected and overfitted models by  $BIC_1$  and  $BIC_2$  when the innovations follow the normal, Laplace or Student's  $t_3$  distribution.

	$n$	Normal			Laplace			$t_3$		
		Under	Exact	Over	Under	Exact	Over	Under	Exact	Over
$BIC_1$	100	7.5	92.3	0.2	8.9	88.9	2.2	9.8	85.3	4.9
	200	0.2	99.7	0.1	0.3	97.9	1.8	1.6	90.4	8.0
	500	0.0	99.9	0.1	0.0	98.3	1.7	0.0	90.1	9.9
$BIC_2$	100	11.4	87.3	1.3	3.0	96.4	0.6	4.3	94.4	1.3
	200	0.2	98.9	0.9	0.1	99.8	0.1	0.2	98.5	1.3
	500	0.0	99.8	0.2	0.0	99.9	0.1	0.0	99.8	0.2

Table 4: Rejection rates of the tests  $Q_1(6)$  and  $Q_2(6)$  at the 5% significance level, where the innovations follow the normal, Laplace or Student's  $t_3$  distribution.

	$c_1$	$c_2$	Normal		Laplace		$t_3$	
			500	1000	500	1000	500	1000
$Q_1$	0.0	0.0	0.058	0.047	0.076	0.053	0.155	0.133
	0.1	0.0	0.228	0.449	0.252	0.485	0.340	0.532
	0.3	0.0	0.999	1.000	0.999	1.000	0.991	1.000
	0.0	0.1	0.106	0.194	0.091	0.132	0.151	0.167
	0.0	0.3	0.733	0.993	0.365	0.837	0.338	0.630
$Q_2$	0.0	0.0	0.040	0.048	0.057	0.047	0.063	0.054
	0.1	0.0	0.184	0.433	0.228	0.441	0.232	0.486
	0.3	0.0	0.996	1.000	0.995	1.000	0.985	1.000
	0.0	0.1	0.117	0.334	0.098	0.211	0.079	0.168
	0.0	0.3	0.918	0.999	0.659	0.978	0.500	0.888

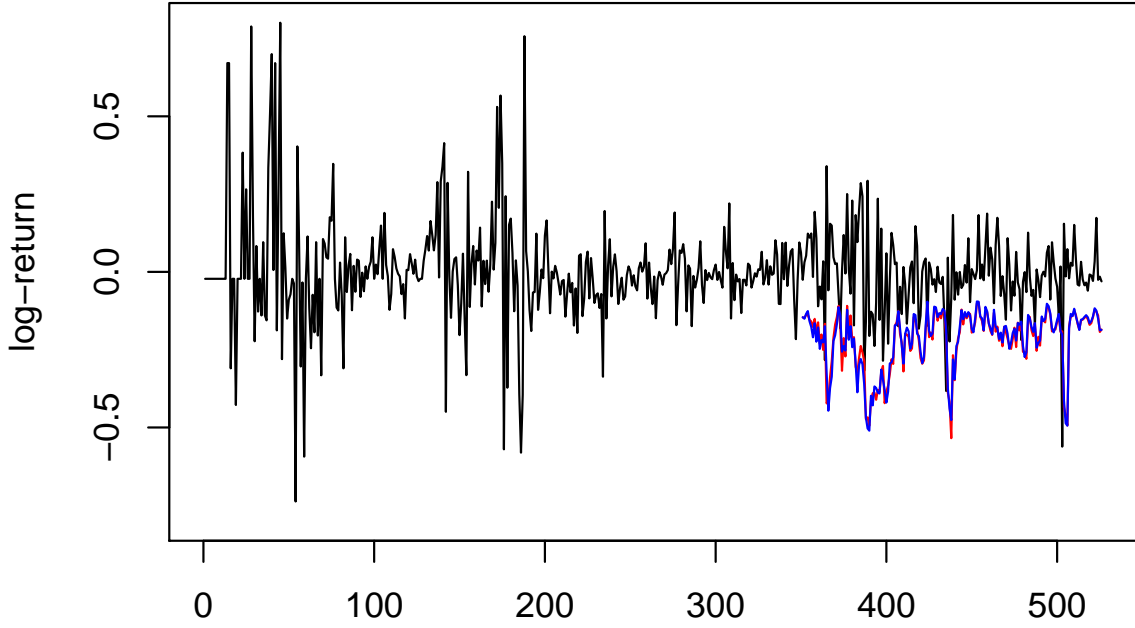


Figure 1: Time plot for centered weekly log returns in percentage (black line) of BTC from July 18, 2010 to August 16, 2020, with one-week negative VaR forecasts at the level of 5% based on the G-QMLE (red line) and the E-QMLE (blue line) from March 26, 2017 to August 16, 2020.

Table 5: Empirical coverage rates (%) and  $p$ -values of two VaR backtests of three estimation methods at the 5%, 10%, 90% and 95% conditional quantiles. M1, M2 and M3 represent the Gaussian quasi-maximum likelihood estimation (G-QMLE), the exponential quasi-maximum likelihood estimation (E-QMLE) and the doubly weighted quantile regression estimation (DWQRE), respectively.

	$\tau = 5\%$			$\tau = 10\%$			$\tau = 90\%$			$\tau = 95\%$		
	ECR	CC	DQ	ECR	CC	DQ	ECR	CC	DQ	ECR	CC	DQ
M1	6.25	0.71	0.22	10.80	0.94	0.31	88.64	0.48	0.29	93.75	0.37	0.09
M2	5.68	0.79	0.13	10.23	0.99	0.48	88.07	0.34	0.19	94.89	0.61	0.37
M3	6.25	0.71	0.07	9.09	0.82	0.45	89.77	0.99	0.06	94.32	0.50	0.07

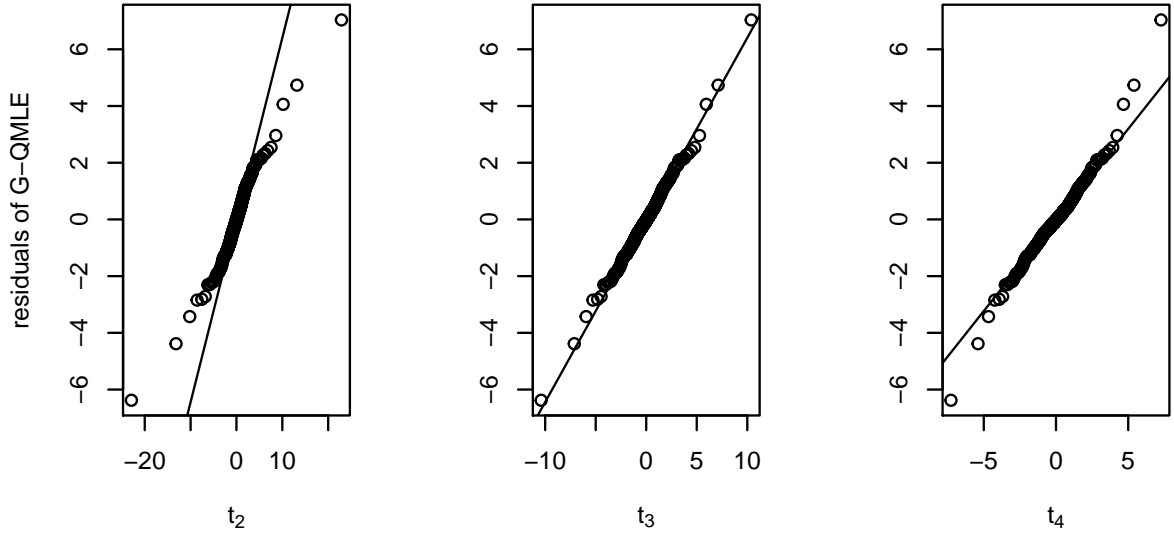


Figure 2: Q-Q plots of the residuals  $\{\tilde{\eta}_t\}$  against the Student's  $t_2$  (left panel),  $t_3$  (middle panel) or  $t_4$  (right panel) distribution.

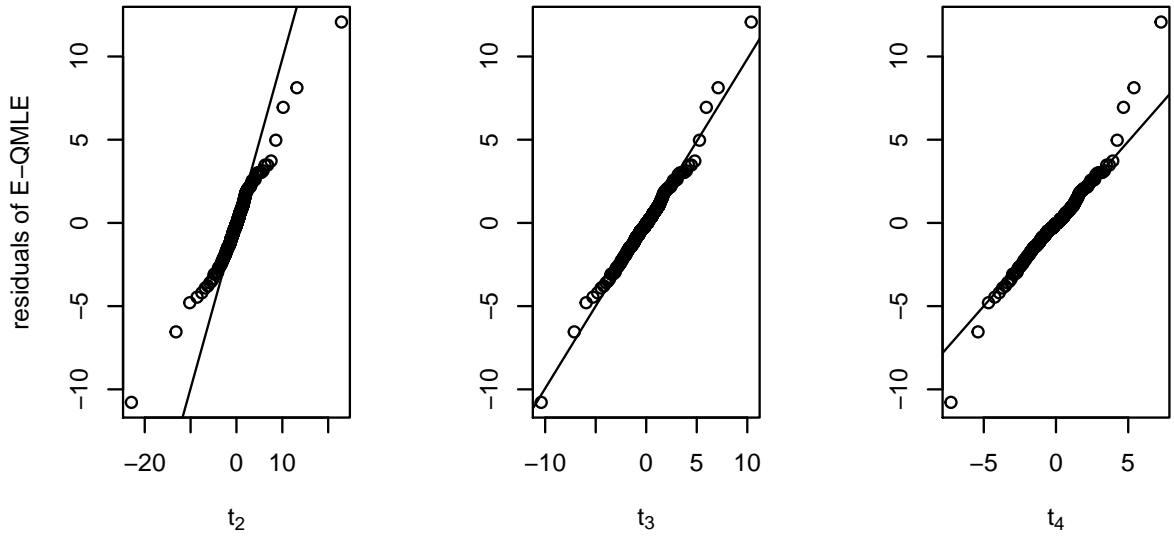


Figure 3: Q-Q plots of the residuals  $\{\hat{\eta}_t\}$  against the Student's  $t_2$  (left panel),  $t_3$  (middle panel) or  $t_4$  (right panel) distribution.

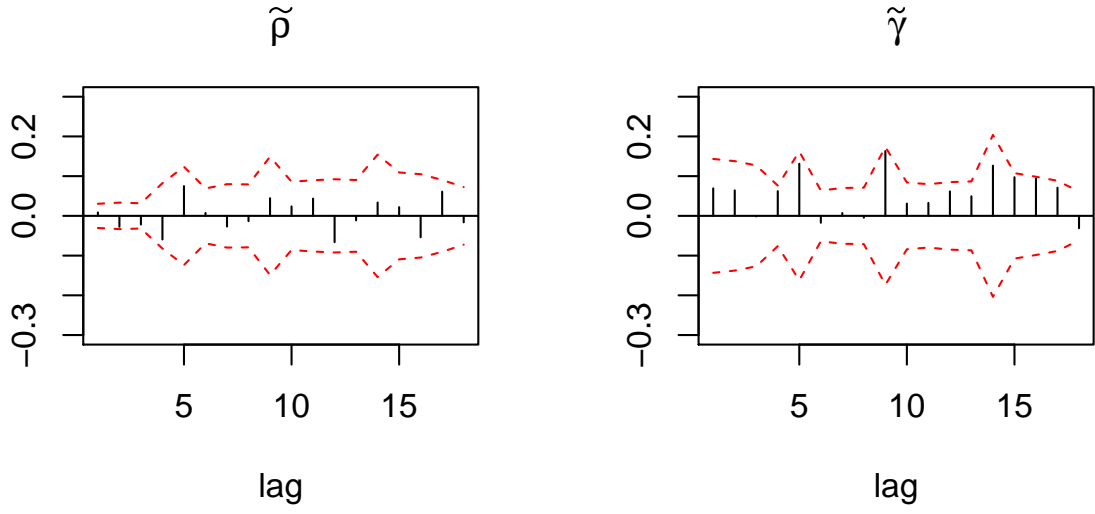


Figure 4: Residual ACF plots for  $\tilde{\rho}_l$  (left panel) and  $\tilde{\gamma}_l$  (right panel), where the red dashed lines are the corresponding 95% pointwise confidence intervals.

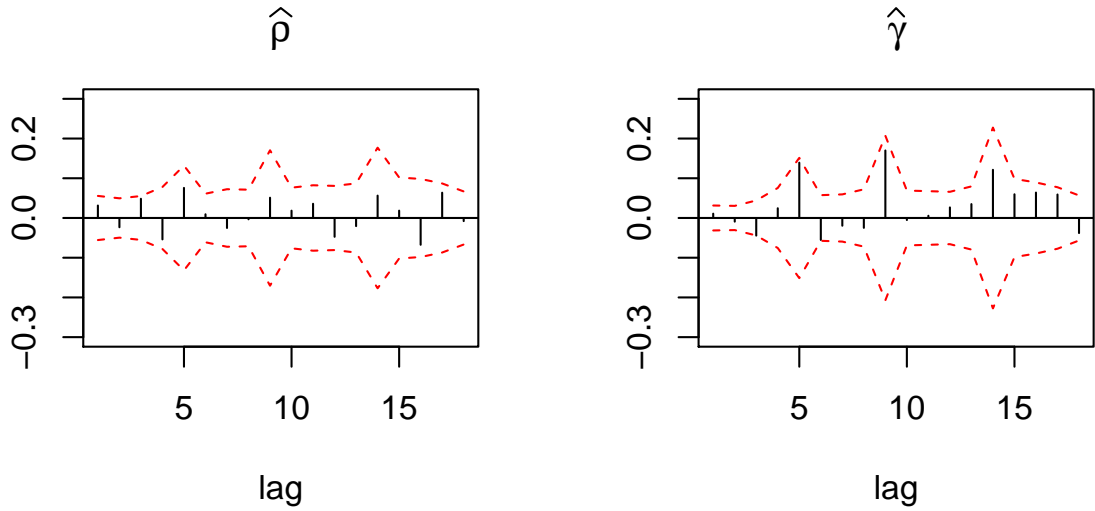


Figure 5: Residual ACF plots for  $\hat{\rho}_l$  (left panel) and  $\hat{\gamma}_l$  (right panel), where the red dashed lines are the corresponding 95% pointwise confidence intervals.