

The Risks of Invariant Risk Minimization

Elan Rosenfeld ^{*} Pradeep Ravikumar [†] Andrej Risteski [‡]

Abstract

Invariant Causal Prediction (Peters et al., 2016) is a technique for out-of-distribution generalization which assumes that some aspects of the data distribution vary across the training set but that the underlying causal mechanisms remain constant. Recently, Arjovsky et al. (2019) proposed Invariant Risk Minimization (IRM), an objective based on this idea for learning deep, invariant features of data which are a complex function of latent variables; many alternatives have subsequently been suggested. However, formal guarantees for all of these works are severely lacking. In this paper, we present the first analysis of classification under the IRM objective—as well as these recently proposed alternatives—under a fairly natural and general model. In the linear case, we show simple conditions under which the optimal solution succeeds or, more often, fails to recover the optimal invariant predictor. We furthermore present the very first results in the non-linear regime: we demonstrate that IRM can fail catastrophically unless the test data are sufficiently similar to the training distribution—this is precisely the issue that it was intended to solve. Thus, in this setting we find that IRM and its alternatives fundamentally *do not improve* over standard Empirical Risk Minimization.

1 Introduction

Prediction algorithms are evaluated by their performance on unseen test data. In classical machine learning, it is common to assume that such data are drawn i.i.d. from the same distribution as the data set on which the learning algorithm was trained—in the real world, however, this is often not the case. When this discrepancy occurs, algorithms with strong in-distribution generalization guarantees, such as Empirical Risk Minimization (ERM), can fail catastrophically. In particular, while deep neural networks achieve superhuman performance on many tasks, there is evidence that they rely on statistically informative but non-causal features in the data (Beery et al., 2018; Geirhos et al., 2018; Ilyas et al., 2019). As a result, such models are prone to errors under surprisingly minor distribution shift (Su et al., 2019; Recht et al., 2019). To address this problem, researchers have investigated alternative objectives for training predictors which are robust to possibly egregious shifts in the test distribution.

^{*}Machine Learning Department, CMU. Email: elan@cmu.edu

[†]Machine Learning Department, CMU. Email: pradeepr@cs.cmu.edu

[‡]Machine Learning Department, CMU. Email: aristesk@andrew.cmu.edu

The task of generalizing under such shifts, known as *Out-of-Distribution (OOD) Generalization*, has led to many separate threads of research. One approach is Bayesian deep learning, accounting for a classifier’s uncertainty at test time (Neal, 2012). Another technique that has shown promise is data augmentation—this includes both automated data modifications which help prevent overfitting (Shorten & Khoshgoftaar, 2019) and specific counterfactual augmentations to ensure invariance in the resulting features (Volpi et al., 2018; Kaushik et al., 2020).

A strategy which has recently gained particular traction is Invariant Causal Prediction (ICP; Peters et al. 2016), which views the task of OOD generalization through the lens of causality. This framework assumes that the data are generated according to a Structural Equation Model (SEM; Bollen 2005), which consists of a set of so-called mechanisms or structural equations that specify variables given their parents. ICP assumes moreover that the data can be partitioned into *environments*, where each environment corresponds to interventions on the SEM (Pearl, 2009) on just the *non-causal mechanisms*, and without modifying those mechanisms that are causal. The justification for this is that the causal mechanisms of the data generating process are unchanging but other effects can vary. Therefore, learning relationships that are invariant across environments ensures recovery of the invariant features which generalize under arbitrary interventions. In this work, we consider objectives that attempt to learn what we refer to as the “invariant classifier”—this is the classifier which uses and is optimal with respect to only the invariant features in the SEM. By definition, such a classifier does not overfit to environment-specific properties of the data distribution, so it will generalize even under major distribution shift at test time. In particular, we focus our analysis on one of the more popular objectives, Invariant Risk Minimization (IRM; Arjovsky et al. (2019)), but our results can easily be extended to similar recently proposed alternatives (see Appendix E).

Various works on invariant prediction (Muandet et al., 2013; Ghassami et al., 2017; Heinze-Deml et al., 2018; Rojas-Carulla et al., 2018; Subbaswamy et al., 2019; Christiansen et al., 2020) consider regression in both the linear and non-linear setting, but they exclusively focus on learning with partially observed covariates or instrumental variables. Under such a condition, results from causal inference (Maathuis et al., 2009; Peters et al., 2017) allow for formal guarantees of the identification of the invariant features, or at least a strict subset of them. With the rise of deep learning, more recent literature has developed objectives for learning invariant representations when the data are a non-linear function of unobserved latent factors, a common assumption when working with complex, high-dimensional data such as images. Causal discovery and inference with unobserved confounders or latents is a much harder problem (Peters et al., 2017), so while empirical results seem encouraging, these objectives are presented with few formal guarantees.

IRM is one such objective for invariant representation learning. The goal of IRM is to learn a feature embedder such that the optimal linear predictor on top of these features is the same for every environment—the idea being that only the invariant features will have an optimal predictor that is invariant. Thus, IRM hopes to “extrapolate” to new test environments, unlike ERM which excels at “interpolating”. Recent works have pointed to shortcomings of IRM and have suggested modifications which they claim prevent these failures. However,

these alternatives are compared in broad strokes, with little in the way of theory.

In this work, we present the first formal analysis of classification under the IRM objective under a fairly natural and general model which is similar to the original work. Our results show that despite being inspired by invariant prediction, this objective can frequently be expected to perform *no better than ERM*. In the linear setting, we present simple conditions under which solving to optimality succeeds or, more often, breaks down in recovering the invariant classifier. We additionally demonstrate a fundamental failure case—under mild conditions, there exists a feasible point that uses only non-invariant features and achieves lower empirical risk than the invariant classifier; thus it will appear as a more attractive solution, yet its reliance on non-invariant features mean it will completely fail to generalize. As corollaries, we present similar cases where Risk Extrapolation (REx; Krueger et al. 2020) and similar objectives likewise fail. Furthermore, we present the *first results in the non-linear regime*: we demonstrate the existence of a classifier with exponentially small sub-optimality which nevertheless heavily relies on non-invariant features on most test inputs, resulting in worse-than-chance performance on distributions that are sufficiently dissimilar from the training environments. These findings strongly suggest that existing approaches to ICP for high-dimensional latent variable models do not cleanly achieve their stated objective and that future work would benefit from a more formal treatment.

2 Related work

Works on learning deep invariant representations vary considerably in their model assumptions. Some works search for a *domain-invariant* representation (Muandet et al., 2013; Ganin et al., 2016), i.e. invariance of the covariate distribution $p(\Phi(x))$, but this is typically used for domain adaptation (Ben-David et al., 2010; Ganin & Lempitsky, 2015; Zhang et al., 2015; Long et al., 2018), with assumed access to labeled or unlabeled data from the target distribution. Further, there is evidence that this condition may not be sufficient for effective domain adaptation or OOD generalization (Zhao et al., 2019; Johansson et al., 2019). Other works instead hope to find representations that are *conditionally* domain-invariant, expecting invariance of $p(\Phi(x) | y)$ (Gong et al., 2016; Li et al., 2018).

More recent works, including the objectives discussed in this paper, suggest invariance of the *feature-conditioned label distribution*. In particular, Arjovsky et al. (2019) only assume invariance of $\mathbb{E}[y | \Phi(x)]$; follow-up works rely on a stronger assumption of invariance of $p(y | \Phi(x))$ (Krueger et al., 2020; Xie et al., 2020; Jin et al., 2020; Mahajan et al., 2020; Bellot & van der Schaar, 2020). Though this approach has become popular in the last year, it is somewhat similar to the existing concept of *covariate shift* (Shimodaira, 2000; Bickel et al., 2009), which considers the same setting. The main difference is that these more recent works assume that the shifts in $p(\Phi(x))$ occur between discrete, labeled environments, as opposed to more generally from train to test distributions.

3 Our Results

We consider a structural causal model with explicit separation of *invariant* features z_c , whose joint distribution with the label is fixed for all environments, and *environmental* features z_e (“non-invariant”), whose distribution can vary across different environments. We assume that data are drawn from a set of E training environments $\mathcal{E} = \{e_1, e_2, \dots, e_E\}$ and that we know from which environment each sample is drawn. For a given environment e , the data are defined by the following process: first, a label $y \in \{\pm 1\}$ is drawn according to a fixed probability:

$$y = \begin{cases} 1, & \text{w.p. } \eta \\ -1, & \text{otherwise.} \end{cases} \quad (1)$$

Next, both invariant features and environmental features are drawn according to a Gaussian¹:

$$z_c \sim \mathcal{N}(y \cdot \mu_c, \sigma_c^2 I), \quad z_e \sim \mathcal{N}(y \cdot \mu_e, \sigma_e^2 I), \quad (2)$$

with $\mu_c \in \mathbb{R}^{d_c}, \mu_e \in \mathbb{R}^{d_e}$ —typically, for complex, high-dimensional data we would expect $E < d_c \ll d_e$. Finally, the observation x is generated as a function of the latent features:

$$x = f(z_c, z_e). \quad (3)$$

We assume f is injective, so that it is in principle possible to recover the latent features from the observations, i.e. there exists a function Φ such that $\Phi(f(z_c, z_e)) = [z_c, z_e]^T$. We write the joint and marginal distributions as $p^e(x, y, z_c, z_e)$. Where it is clear from context, we omit the specific arguments.

Remarks on the model. This model is natural and flexible; it generalizes several existing models used to analyze learning under the existence of adversarial distribution shift or non-invariant correlations (Schmidt et al., 2018; Sagawa et al., 2020). The fundamental facet of this model is the constancy of the invariant parameters $\eta, \mu_c, \sigma_c^2, f$ across environments—the dependence of μ_e, σ_e on the environment allows for varying distributions, while the true causal process remains unchanged. Here we make a few clarifying remarks:

- We do not impose any constraints on the model parameters—in particular, we do not assume a prior. Observe that μ_c, σ_c^2 are the same for all environments, hence the subscript indicates the invariant (causal) relationship. In contrast, with some abuse of notation, the environmental subscript is used to indicate both dependence on the environment and the index of the environment itself (e.g., μ_i represents the mean specific to environment i).

¹Note the deliberate choice to have z_e depend on y . Much work on this problem models spurious features which correlate with the label but are not causal. However, the term “spurious” is often applied incongruously; historically, a spurious correlation is one which (a) appears by chance and would disappear given enough samples or (b) is due to an unobserved confounder. In recent work, the term has been co-opted to refer to any feature that correlates with the label but does not cause it. Thus there is a subtle distinction: if we allow for *the label to cause the features* (e.g. as in natural images), the resulting correlation is *not* spurious. We therefore avoid using the term “spurious” in this work, opting instead for “non-invariant” or “environmental”.

- While we have framed the model as y causing z_c , the causation can just as easily be viewed in the other direction. The log-odds of y are a linear function of z_c —this matches logistic regression with an invariant regression vector $\beta_c = 2\mu_c/\sigma_c^2$ and bias $\beta_0 = \log \frac{\eta}{1-\eta}$. We present the model as above to emphasize that the causal relationships between y and the z_c, z_e are a priori indistinguishable, and because we believe this direction is more intuitive.
- The assumption of a constant marginal is necessary—in logistic regression, the optimal bias term is $\log \frac{p(y=1)}{p(y=-1)}$. Thus the optimal classifier can only be invariant if this value is the same for all environments.
- Modeling class-conditional means as direct opposites is made for clarity: it matches existing models and it greatly simplifies the calculations and results. None of our proofs require this condition, and it is straightforward to extend our results to the general case of arbitrary means.

We consider the setting where we are given infinite samples from each environment; this allows us to isolate the behavior of the objectives themselves, rather than finite-sample effects. Upon observing samples from this model, our objective is thus to learn a feature embedder Φ and regression vector $\hat{\beta}$ to minimize the risk on an unseen environment e :

$$\mathcal{R}^e(\Phi, \hat{\beta}) := \mathbb{E}_{(x,y) \sim p^e} \left[\ell(\sigma(\hat{\beta}^T \Phi(x)), y) \right].$$

The function ℓ can be any loss appropriate to classification: in this work we consider the logistic and the 0-1 loss. Note, however, that we are *not* hoping to minimize this risk in expectation over the environments; this is already accomplished via ERM or distributionally robust optimization (DRO; [Bagnell 2005](#); [Ben-Tal et al. 2009](#)). Rather, we hope to extract and regress on invariant features while ignoring environmental features, such that our classifier generalizes to all unseen environments regardless of their parameters. In other words, the focus is on minimizing risk for the worst-case environment. We refer to the classifier which will minimize worst-case risk under arbitrary distribution shift as the *invariant classifier*. To discuss this formally, we define precisely what we mean by this term.

Definition 1. *Assume the existence of a true set of “invariant features”, whose joint or conditional distribution with the target variable is unchanging across environments. Then, the invariant classifier consists of: (a) a feature embedder which recovers exactly these features, and (b) the optimal predictor on top of these features.*

This definition is intentionally broad; in this paper, we consider logistic regression and thus we assume the optimal predictor $\hat{\beta}$ is a vector—note that Φ may be non-linear. Thus, the invariant classifier comprises:

$$\Phi(x) = \begin{bmatrix} I & 0 \\ 0 & 0 \end{bmatrix} \circ f^{-1}(x) = [z_c], \quad \hat{\beta} = \begin{bmatrix} \beta_c \\ \beta_0 \end{bmatrix} := \begin{bmatrix} 2\mu_c/\sigma_c^2 \\ \log \frac{\eta}{1-\eta} \end{bmatrix}.$$

This classifier is Bayes with respect to the invariant features and so it achieves the minimum possible risk without using environmental features—it is therefore also minimax optimal. Observe that *the invariant classifier is distinct from the Bayes classifier*. The Bayes classifier uses informative but non-invariant features; the invariant classifier does not.

3.1 Informal Results

With the model defined, we can informally present our results; we defer the formal statements to first give a background on the IRM objective in the next section. For the full theorem statements, see Section 5 (linear) and Section 6 (non-linear). With a slight abuse of notation, we identify a classifier by the tuple $\Phi, \hat{\beta}$ which parametrizes it.

First, we show that the usefulness of IRM exhibits a “threshold” behavior, depending on whether $E > d_e$ or $E \leq d_e$:

Theorem 3.1 (Informal, Linear). *For linear f , consider solving the IRM objective to learn a linear Φ with invariant optimal coefficients $\hat{\beta}$. If $E > d_e$, then $\Phi, \hat{\beta}$ is precisely the invariant classifier; it uses only invariant features and generalizes to all environments with minimax-optimal risk. If $E \leq d_e$, then $\Phi, \hat{\beta}$ relies upon non-invariant features.*

In fact, when $E \leq d_e$ it is even possible to learn a classifier *solely* relying on environmental features that achieves lower risk on the training environments than the invariant classifier:

Theorem 3.2 (Informal, Linear). *For linear f and $E \leq d_e$, under mild conditions there exists a linear classifier $\Phi, \hat{\beta}$ which uses only environmental features, yet achieves lower risk than the optimal invariant classifier.*

Finally, in the non-linear case, we show that IRM fails unless the training environments approximately “cover” the space of possible environments, and therefore it behaves similarly to ERM:

Theorem 3.3 (Informal, Non-linear). *For non-linear f , there exists a non-linear classifier $\Phi, \hat{\beta}$ which is nearly optimal under the penalized objective and furthermore is nearly identical to the invariant classifier on the training distribution. However, for any test environment with a mean sufficiently different from the training means, this classifier will be equivalent to the ERM solution on nearly all test points. For test distributions where the environmental feature correlations with the label are reversed, this classifier has almost trivial performance.*

Extensions to other objectives. Several follow-up works have suggested alternatives to IRM (see Section 4). Though these objectives perform better on various baselines, there are few formal guarantees and no results beyond the linear case. Due to their collective similarities, it is straightforward to extend every theorem in this paper to these objectives, demonstrating that they all suffer from the same shortcomings. Appendix E contains example corollaries for each of the main results presented in this work.

4 Background on IRM and its Alternatives

During training, a classifier will learn to leverage correlations between features and labels in the training data to make its predictions. If a correlation varies with the environment, it may not be present in future test distributions—worse yet, it may be *reversed*—harming the

classifier’s predictive ability. IRM (Arjovsky et al., 2019) is a recently proposed approach to learning environmentally invariant representations to facilitate invariant prediction.

The IRM objective. IRM posits the existence of a feature embedder Φ such that the optimal classifier on top of these features is the same for every environment. The authors argue that such a function will use only invariant features, since non-invariant features will have different conditional distributions with the label and therefore a fixed linear classifier on top of them won’t be optimal in all environments. To learn this featurizer, the IRM objective is the following constrained optimization problem:

$$\min_{\Phi, \hat{\beta}} \frac{1}{|\mathcal{E}|} \sum_{e \in \mathcal{E}} \mathcal{R}^e(\Phi, \hat{\beta}) \quad \text{s.t.} \quad \hat{\beta} \in \arg \min_{\beta} \mathcal{R}^e(\Phi, \beta) \quad \forall e \in \mathcal{E}. \quad (4)$$

This bilevel program is highly non-convex and difficult to solve. To find an approximate solution, the authors consider a Lagrangian form, whereby the sub-optimality with respect to the constraint is expressed as the squared norm of the gradients of each of the inner optimization problems:

$$\min_{\Phi, \hat{\beta}} \frac{1}{|\mathcal{E}|} \sum_{e \in \mathcal{E}} \left[\mathcal{R}^e(\Phi, \hat{\beta}) + \lambda \|\nabla_{\hat{\beta}} \mathcal{R}^e(\Phi, \hat{\beta})\|_2^2 \right]. \quad (5)$$

Assuming the inner optimization problem is convex, achieving feasibility is equivalent to the penalty term being equal to 0. Thus, Equations 4 and 5 are equivalent if we set $\lambda = \infty$.

Alternative objectives. IRM is motivated by the existence of a featurizer Φ such that $\mathbb{E}[y | \Phi(x)]$ is invariant. Follow-up works have proposed variations on this objective, based instead on the strictly stronger desideratum of the invariance of $p(y | \Phi(x))$. Krueger et al. (2020) suggest penalizing the variance of the risks, while Xie et al. (2020) give the same objective but taking the square root of the variance. Many papers have suggested similar alternatives (Jin et al., 2020; Mahajan et al., 2020; Bellot & van der Schaar, 2020). These objectives are compelling—it seems natural to expect that solving them will yield the desired invariance. Indeed, it is easy to show that the invariant classifier constitutes a stationary point of each of these objectives:

Proposition 4.1. *Suppose the observed data are generated according to Equations 1-3. Then recovering the (parametrized) invariant classifier $\Phi(x) = [z_c]$ and $\hat{\beta} = [\beta_c, \beta_0]$ is a stationary point for Equation 4.*

The stationarity of the invariant classifier for the other objectives is a trivial corollary. However, in the following sections we will demonstrate that such a result is misleading and that a more careful investigation is necessary.

5 The Difficulty of IRM in the Linear Regime

In their work proposing IRM, Arjovsky et al. (2019) present specific conditions for an upper bound on the number of training environments needed such that a feasible linear featurizer

Φ will have an invariant optimal regression vector $\hat{\beta}$. Our first result is similar in spirit but presents a substantially stronger (and simplified) upper bound in the classification setting, along with a matching lower bound: we demonstrate that observing a large number of environments—linear in the number of environmental features—is *necessary* for generalization in the linear regime.

Theorem 5.1 (Linear case). *Assume f is linear. Suppose we observe E training environments. Then the following hold:*

1. *Suppose $E > d_e$. Under mild non-degeneracy conditions, any linear featurizer Φ with an invariant optimal regression vector $\hat{\beta}$ uses only invariant features, and it therefore has identical risk on all possible environments.*
2. *If $E \leq d_e$ and the environmental means μ_e are linearly independent, then there exists a linear Φ with $\text{rank}(\Phi) = d_c + d_e + 1 - E$ whose output depends on the environmental features, yet the optimal classifier on top of Φ is invariant. Further, both the logistic and 0-1 risks of this Φ and its corresponding $\hat{\beta}$ are strictly lower than those of the invariant classifier.*

Similar to Arjovsky et al. (2019), the set of environments which do not satisfy Theorem 5.1 has measure zero under any absolutely continuous density over environmental parameters. Further details, and the full proof, can be found in Appendix C.1. Since the invariant classifier is Bayes with respect to the invariant features, by the data-processing inequality the only way a classifier can achieve lower risk is by relying on environmental features. Thus, Theorem 5.1 directly implies that when $E \leq d_e$, the global minimum necessarily uses these non-invariant features and therefore will not universally generalize to unseen environments. On the other hand, in the (perhaps unlikely) case that $E > d_e$, any feasible solution will generalize, and the invariant classifier has the minimum (and minimax) risk of all such classifiers:

Corollary 5.2. *For both logistic and 0-1 loss, the invariant classifier is a global minimum of the IRM objective if and only if $E > d_e$.*

Let us compare our theoretical findings to those of Arjovsky et al. (2019). Suppose the observations x lie in \mathbb{R}^d . Roughly, their theorem says that for a learned Φ of rank r with invariant optimal coefficient $\hat{\beta}$, if the training set contains $d - r + d/r$ “non-degenerate” environments, then $\hat{\beta}$ will be optimal for all environments. There are several important issues with this result: first, they present no result tying the rank of Φ to their actual objective; their theory thus motivates the objective, but does not provide any performance guarantees for its solution. Next, observe when x is high-dimensional (i.e. $d \gg d_e + d_c$)—in which case Φ will be low-rank (i.e. $r \leq d_e + d_c$)—their result requires $\Omega(d)$ environments, which is extreme. For example, think of images on a low-dimensional manifold embedded in very high-dimensional space. Even when $d = d_c + d_e$, the “ideal” Φ which recovers precisely z_c would have rank d_c , and therefore their condition for invariance would require $E > d_e + d_e/d_c$, a stronger requirement than ours; this inequality also seems unlikely to hold in most real-world settings. Finally, they give no lower bound on the number of required environments—prior to this work, there were no existing results for the performance of the IRM objective when their conditions are not met. We also run a simple synthetic experiment to verify our theoretical results, drawing samples according to our model and learning a classifier with the IRM objective.

Details and results of this experiment can be found in Appendix C.2.

We now sketch a proof of part 2 of the theorem for when $E = d_e$; this involves an explicit construction of a Φ of rank $d_c + 1$ whose optimal $\hat{\beta}$ is invariant:

Proof Sketch. Since f has an inverse over its range, we can define Φ as a linear function directly over the latents $[z_c, z_e]$. Specifically, we define $\Phi(x) = [z_c, p^T z_e]$. Here, p is a unit-norm vector such that $\forall e \in \mathcal{E}$, $p^T \mu_e = \sigma_e^2 \tilde{\mu}$, where $\tilde{\mu}$ is a fixed scalar that depends on the geometry of the μ_e, σ_e^2 —such a vector exists so long as the means are linearly independent. Observe that this Φ also has the desired rank. Since this is a linear function of a multivariate Gaussian, the label-conditional distribution of each environment’s non-invariant latents has a simple closed form: $p^T z_e \mid y \sim \mathcal{N}(y \cdot p^T \mu_e, \|p\|_2^2 \sigma_e^2) \stackrel{d}{=} \mathcal{N}(y \cdot \sigma_e^2 \tilde{\mu}, \sigma_e^2)$.

For separating two Gaussians, the optimal linear classifier weights are $\Sigma^{-1}(\mu_1 - \mu_0)$ —here, the optimal classifier weight on $p^T z_e$ is precisely $2\tilde{\mu}$, which does not depend on the environment (and neither do the optimal coefficients for z_c). Though the distribution varies across environments, the optimal classifier is the same! Thus, Φ directly depends on the environmental features, yet the optimal regression vector $\hat{\beta}$ for each environment is constant. To see that it has lower risk than the invariant classifier, note that this classifier is Bayes with respect to its features and that the invariant classifier uses a strict subset of these features, and therefore it has less information for its predictions. \square

A purely environmental classifier. The precise value of $\tilde{\mu}$ in the proof sketch above represents how strongly this non-invariant feature is correlated with the label. In theory, a classifier that achieves a lower objective value could do so by a very small margin—incorporating an arbitrarily small amount of information from a non-invariant feature would suffice. This result would be less surprising, since achieving low empirical risk might still ensure that we are “close” to the invariant classifier. Our next result shows that this is not the case: there exists a feasible solution which uses *only the environmental features* yet performs better than the invariant classifier on all environments for which $\tilde{\mu}$ is large enough.

Theorem 5.3. *Suppose we observe $E \leq d_e$ environments, such that all environmental means are linearly independent. Then there exists a feasible $\Phi, \hat{\beta}$ which uses only environmental features and achieves lower 0-1 risk than the invariant classifier on every environment e such that $\sigma_e \tilde{\mu} > \sigma_c^{-1} \|\mu_c\|_2$ and $2\sigma_e \tilde{\mu} \sigma_c^{-1} \|\mu_c\|_2 \geq |\beta_0|$.*

The latter of these two conditions is effectively trivial, requiring only a small separation of the means and balance in class labels. From the construction of $\tilde{\mu}$ in the proof of Lemma C.1, we can see that the former condition is more likely to be met when $E \ll d_e$ and in environments where some non-invariant features are reasonably correlated with the label—both of which can be expected to hold in the high-dimensional setting. Figure 2 in the appendix plots the results for a few toy examples for various dimensionalities and variances to see how often this condition holds in practice. For all settings, the number of environments observed before the condition ceases to hold is quite high—on the order of $d_e - d_c$.

6 The Failure of IRM in the Non-Linear Regime

We’ve demonstrated that OOD generalization is quite difficult in the linear case, but it is achievable given enough training environments. Our results—and those of [Arjovsky et al. \(2019\)](#)—intuitively proceed by observing that each environment reduces a “degree of freedom” of the invariant solution, such that only the invariant features remain feasible if enough environments are seen. In contrast, in the non-linear case, it’s not clear how to capture this idea of restricting the “degrees of freedom”—and in fact our results imply that this intuition is simply wrong. Instead, we show that the solution generalizes only to test environments that are sufficiently similar to the training environments. Thus, these objectives present no real improvement over ERM or DRO.

Non-linear transformations of the latent variables z_c, z_e make it hard to directly characterize the optimal linear classifier $\hat{\beta}$, which makes reasoning about the constrained solution to Equation 4 difficult. Instead, we turn our attention to Equation 5, the penalized IRM objective used in practice. By analyzing this objective we can reason about solutions that are sufficiently close to optimal, which allows for concrete results on the resulting classifier. In this section we demonstrate a foundational flaw of IRM and related objectives in the non-linear regime: unless we observe enough environments to “cover” the space of non-invariant features, a solution that appears to be invariant can still wildly underperform on a new test distribution. We begin with a definition about the optimality of a coefficient vector $\hat{\beta}$:

Definition 2. For $0 < \gamma < 1$, a coefficient vector $\hat{\beta}$ is γ -close to optimal for a label-conditional feature distribution $z \sim \mathcal{N}(y \cdot \mu, \Sigma)$ if

$$\hat{\beta}^T \mu \geq (1 - \gamma) 2\mu^T \Sigma^{-1} \mu.$$

Since the optimal coefficient vector is precisely $2\Sigma^{-1}\mu$, being γ -close implies that $\hat{\beta}$ is reasonably aligned with that optimum. Observe that the definition does not account for magnitude—the set of vectors which is γ -close to optimal is therefore a halfspace which is normal to the optimal vector. One of our results in the non-linear case uses the following assumption, which says that the observed environmental means are sufficiently similar to one another.

Assumption 1. There exists a $0 \leq \gamma < 1$ such that the ERM-optimal coefficients for the non-invariant features,

$$\beta_{e,ERM} := \arg \min_{\hat{\beta}_e} \frac{1}{|\mathcal{E}|} \sum_{e \in \mathcal{E}} \mathbb{E}_{z_c, z_e, y \sim p^e} \left[\ell(\sigma(\beta_c^T z_c + \hat{\beta}_e^T z_e + \beta_0), y) \right], \quad (6)$$

is γ -close to optimal for every environmental feature distribution in \mathcal{E} .

This assumption says the environmental distributions are similar enough such that the optimal “average classifier” is reasonably predictive for each environment individually. This is a natural expectation: we are employing IRM precisely *because* we expect the ERM classifier to do well on the training set but fail to generalize. If the environmental parameters are sufficiently orthogonal, we might instead expect ERM to ignore the features which are not at

least moderately predictive across all environments. Finally, we note that if this assumption only holds for a subset of features, our result still applies by marginalizing out the dimensions for which it does not hold.

We are now ready to give our main result in the non-linear regime. We present a simplified version, assuming that $\sigma_e^2 = 1 \forall e$. This is purely for clarity of presentation; the full theorem, for which the result still holds, is presented in Appendix D. We make use of two constants in the following proof—the average squared norm of the environmental means, $\overline{\|\mu\|_2^2} := \frac{1}{E} \sum_{e \in \mathcal{E}} \|\mu_e\|_2^2$; and the standard deviation of the response variable of the ERM-optimal classifier, $\sigma_{\text{ERM}} := \sqrt{\|\beta_c\|_2^2 \sigma_c^2 + \|\beta_{e;\text{ERM}}\|_2^2 \sigma_e^2}$.

Theorem 6.1 (Non-linear case, simplified). *Suppose we observe E environments $\mathcal{E} = \{e_1, e_2, \dots, e_E\}$, where $\sigma_e^2 = 1 \forall e$. Then, for any $\epsilon > 1$, there exists a featurizer Φ_ϵ which, combined with the ERM-optimal classifier $\hat{\beta} = [\beta_c, \beta_{e;\text{ERM}}, \beta_0]^T$, satisfies the following properties, with $p_{\epsilon, d_e} := \exp\{-d_e \min((\epsilon - 1), (\epsilon - 1)^2)/8\}$:*

1. *The regularization term of $\Phi_\epsilon, \hat{\beta}$ as in Equation 5 is bounded as*

$$\frac{1}{E} \sum_{e \in \mathcal{E}} \|\nabla_{\hat{\beta}} \mathcal{R}^e(\Phi_\epsilon, \hat{\beta})\|_2^2 \in \mathcal{O}\left(p_{\epsilon, d_e}^2 (c_\epsilon d_e + \overline{\|\mu\|_2^2})\right),$$

for some constant c_ϵ that depends only on ϵ .

2. *$\Phi_\epsilon, \hat{\beta}$ exactly matches the invariant classifier on at least a $1 - p_{\epsilon, d_e}$ fraction of the training set. On the remaining inputs, it matches the ERM-optimal solution.*

Further, for any test distribution, suppose its environmental mean μ_{E+1} is sufficiently far from the training means:

$$\forall e \in \mathcal{E}, \min_{y \in \{\pm 1\}} \|\mu_{E+1} - y \cdot \mu_e\|_2 \geq (\sqrt{\epsilon} + \delta) \sqrt{d_e} \quad (7)$$

for some $\delta > 0$, and define $q := \frac{2E}{\sqrt{\pi\delta}} \exp\{-\delta^2\}$. Then the following holds:

3. *$\Phi_\epsilon, \hat{\beta}$ is equivalent to the ERM-optimal classifier on at least a $1 - q$ fraction of the test distribution.*
4. *Under Assumption 1, suppose it holds that $\mu_{E+1} = -\sum_{e \in \mathcal{E}} \alpha_e \mu_e$ for some set of coefficients $\{\alpha_e\}_{e \in \mathcal{E}}$. Then so long as*

$$\sum_{e \in \mathcal{E}} \alpha_e \|\mu_e\|_2^2 \geq \frac{\overline{\|\mu_e\|_2^2} / \sigma_c^2 + |\beta_0|/2 + \sigma_{\text{ERM}}}{1 - \gamma}, \quad (8)$$

the 0-1 risk of $\Phi_\epsilon, \hat{\beta}$ on the new environment is greater than $.975 - q$.

Before giving a proof sketch, we give a brief intuition for each of the claims made in this theorem:

1. The first claim says that the classifier we construct will have a gradient squared norm scaling as p_{ϵ, d_e}^2 which is exponentially small in d_e . Thus, in high dimensions, the penalty term for our classifier will shrink rapidly towards 0, meaning it will appear as a perfectly reasonable solution to the objective (5).

2. The second claim says that this “fake” invariant classifier is identical to the true one on all but an exponentially small fraction of the training data; on the remaining fraction, it matches the ERM-optimal solution, which has lower risk. The correspondence between constrained and penalized optimization implies that for large enough d_e , the “fake” classifier will often be a preferred solution. In the finite-sample setting, we would need exponentially many samples to even distinguish between the two!
3. The third claim is the crux of the theorem; it says that this classifier we’ve constructed will completely fail to use invariant prediction on most environments. Recall, the intent of IRM is to perform well precisely when ERM breaks down: when the test distribution differs greatly from the training distribution. If we assume a Gaussian prior on the training environment means, they will have an ℓ_2 -norm separation in $\mathcal{O}(\sqrt{d_e})$ with high probability. Observe that q will be vanishingly small so long as $\delta \geq \text{polylog}(E)$. Thus, part 3 says that IRM fails to use invariant prediction on any environment that is even slightly outside the high probability region of the training prior; even a separation of $\Omega(\sqrt{d_e \log E})$ suffices. If we instead expect the new environments to be similar, ERM already guarantees reasonable average performance at test-time; thus, IRM fundamentally *does not improve* over ERM in the non-linear regime.
4. The final statement demonstrates a particularly egregious failure case of this classifier: just like ERM, if the correlation between the non-invariant features and the label reverses at test-time, our classifier will have significantly worse than chance performance.

A back-of-the-envelope calculation for Equations 7, 8 and Assumption 1 makes clear just how broadly we can expect them to hold; for details, see Appendix D.2. With this intuition, we now present a sketch of the proof—the full proof can be found in Appendix D.

Proof Sketch. The key is a construction of Φ which is almost identical to the invariant classifier on the observed environments, yet behaves like the ERM solution at test time. We partition the environmental feature space into two sets, $\mathcal{B}, \mathcal{B}^c \subset \mathbb{R}^{d_e}$. \mathcal{B} is the union of balls centered at each μ_e , each with a large enough radius that it contains the majority of samples from that environment; therefore \mathcal{B} represents the vast majority of the training distribution. On this set, define $\Phi(x) = [z_c]$, so our construction is equal to the invariant classifier. Now consider $\mathcal{B}^c = \mathbb{R}^{d_e} \setminus \mathcal{B}$. We use standard concentration results to upper bound the measure of \mathcal{B}^c under the training distribution by p_{ϵ, d_e} . Next, we show how choosing $\Phi(x) = f^{-1}(x) = [z_c, z_e]^T$ on this set results in the gradient squared norm sub-optimality bound, which is of order p_{ϵ, d_e}^2 (part 1). It is also clear that our constructed classifier is equivalent to the ERM-optimal solution on \mathcal{B}^c (part 2). Thus, our classifier will have often have lower empirical risk on \mathcal{B}^c , counter-weighting the regularization penalty.

The second part of the proof is to demonstrate that while \mathcal{B} has large measure under the training environments, it will have very small measure (upper bounded by q) under any moderately different test environment. We can see this by considering the separation of means (Equation 7); the measure of each ball in \mathcal{B} can be bounded by the measure of the halfspace containing it; if each ball is far enough away from μ_{E+1} , then the total measure of these halfspaces must be small. At test time, our classifier will therefore match the ERM solution on all but q of the observations (part 3). Finally, we lower bound the 0-1 risk of the

ERM classifier under such a distribution shift by analyzing the distribution of the response variable. The proof is completed by observing that our classifier’s risk can differ from this by at most q . \square

Theorem 6.1 shows that it’s possible for the IRM solution to perform poorly on environments which differ even moderately from the training data. We can of course guarantee generalization if the training distributions “cover” (or approximately cover) the full space of environments in order to tie down the performance on future distributions. But in such a scenario, there would no longer be a need for ICP; we could expect ERM or DRO to perform just as well. Once more, we find that our result trivially extends to the alternative objectives; we again refer to Appendix E.

7 Conclusion

Out-of-distribution generalization is an important direction for future research, and Invariant Causal Prediction remains a promising approach. However, formal results for latent variable models are lacking, particularly in the non-linear setting. This paper demonstrates that Invariant Risk Minimization and subsequent works have significant under-explored risks and issues with their formulation. This raises the question: what is the correct formulation for invariant prediction when the observations are complex, non-linear functions of unobserved latent factors? It would be interesting to investigate ours or similar models further; some possible directions include (a) characterizing in which settings specifically an “invariance-like” constraint can lead to improved performance over ERM and (b) formulating an objective that encourages invariance in the non-linear setting in a way that can be formally demonstrated and quantified. We hope that this work will inspire further theoretical study on the effectiveness of IRM and similar objectives.

References

- Arjovsky, M., Bottou, L., Gulrajani, I., and Lopez-Paz, D. Invariant risk minimization. *arXiv preprint arXiv:1907.02893*, 2019.
- Bagnell, J. A. Robust supervised learning. In *Proceedings of the 20th national conference on Artificial intelligence-Volume 2*, pp. 714–719, 2005.
- Beery, S., Van Horn, G., and Perona, P. Recognition in terra incognita. In *Proceedings of the European Conference on Computer Vision (ECCV)*, pp. 456–473, 2018.
- Bellot, A. and van der Schaar, M. Generalization and invariances in the presence of unobserved confounding. *arXiv preprint arXiv:2007.10653*, 2020.
- Ben-David, S., Blitzer, J., Crammer, K., Kulesza, A., Pereira, F., and Vaughan, J. W. A theory of learning from different domains. *Machine learning*, 79(1-2):151–175, 2010.
- Ben-Tal, A., El Ghaoui, L., and Nemirovski, A. *Robust optimization*, volume 28. Princeton University Press, 2009.

- Bickel, S., Brückner, M., and Scheffer, T. Discriminative learning under covariate shift. *Journal of Machine Learning Research*, 10(9), 2009.
- Bollen, K. A. Structural equation models. *Encyclopedia of biostatistics*, 7, 2005.
- Christiansen, R., Pfister, N., Jakobsen, M. E., Gnecco, N., and Peters, J. A causal framework for distribution generalization. *arXiv preprint arXiv:2006.07433*, 2020.
- Ganin, Y. and Lempitsky, V. Unsupervised domain adaptation by backpropagation. In *International conference on machine learning*, pp. 1180–1189. PMLR, 2015.
- Ganin, Y., Ustinova, E., Ajakan, H., Germain, P., Larochelle, H., Laviolette, F., Marchand, M., and Lempitsky, V. Domain-adversarial training of neural networks. *The Journal of Machine Learning Research*, 17(1):2096–2030, 2016.
- Geirhos, R., Rubisch, P., Michaelis, C., Bethge, M., Wichmann, F. A., and Brendel, W. Imagenet-trained cnns are biased towards texture; increasing shape bias improves accuracy and robustness. *arXiv preprint arXiv:1811.12231*, 2018.
- Ghassami, A., Salehkaleybar, S., Kiyavash, N., and Zhang, K. Learning causal structures using regression invariance. In *Advances in Neural Information Processing Systems*, pp. 3011–3021, 2017.
- Gong, M., Zhang, K., Liu, T., Tao, D., Glymour, C., and Schölkopf, B. Domain adaptation with conditional transferable components. In *International conference on machine learning*, pp. 2839–2848, 2016.
- Heinze-Deml, C., Peters, J., and Meinshausen, N. Invariant causal prediction for nonlinear models. *Journal of Causal Inference*, 6(2), 2018.
- Ilyas, A., Santurkar, S., Tsipras, D., Engstrom, L., Tran, B., and Madry, A. Adversarial examples are not bugs, they are features. In Wallach, H., Larochelle, H., Beygelzimer, A., Alché-Buc, F., Fox, E., and Garnett, R. (eds.), *Advances in Neural Information Processing Systems 32*, pp. 125–136. Curran Associates, Inc., 2019.
- Jin, W., Barzilay, R., and Jaakkola, T. Domain extrapolation via regret minimization. *arXiv preprint arXiv:2006.03908*, 2020.
- Johansson, F. D., Sontag, D., and Ranganath, R. Support and invertibility in domain-invariant representations. *arXiv preprint arXiv:1903.03448*, 2019.
- Kaushik, D., Hovy, E., and Lipton, Z. Learning the difference that makes a difference with counterfactually-augmented data. In *International Conference on Learning Representations*, 2020.
- Krueger, D., Caballero, E., Jacobsen, J.-H., Zhang, A., Binas, J., Priol, R. L., and Courville, A. Out-of-distribution generalization via risk extrapolation (rex). *arXiv preprint arXiv:2003.00688*, 2020.

- Kschischang, F. R. The complementary error function. Accessed 10-08-2020. URL <https://www.comm.utoronto.ca/frank/notes/erfc.pdf>.
- Li, Y., Tian, X., Gong, M., Liu, Y., Liu, T., Zhang, K., and Tao, D. Deep domain generalization via conditional invariant adversarial networks. In *Proceedings of the European Conference on Computer Vision (ECCV)*, pp. 624–639, 2018.
- Long, M., Cao, Z., Wang, J., and Jordan, M. I. Conditional adversarial domain adaptation. In *Advances in Neural Information Processing Systems*, pp. 1640–1650, 2018.
- Maathuis, M. H., Kalisch, M., Bühlmann, P., et al. Estimating high-dimensional intervention effects from observational data. *The Annals of Statistics*, 37(6A):3133–3164, 2009.
- Mahajan, D., Tople, S., and Sharma, A. Domain generalization using causal matching. *arXiv preprint arXiv:2006.07500*, 2020.
- Muandet, K., Balduzzi, D., and Schölkopf, B. Domain generalization via invariant feature representation. volume 28 of *Proceedings of Machine Learning Research*, pp. 10–18, Atlanta, Georgia, USA, 17–19 Jun 2013. PMLR. URL <http://proceedings.mlr.press/v28/muandet13.html>.
- Neal, R. M. *Bayesian learning for neural networks*, volume 118. Springer Science & Business Media, 2012.
- Pearl, J. *Causality*. Cambridge university press, 2009.
- Peters, J., Bühlmann, P., and Meinshausen, N. Causal inference by using invariant prediction: identification and confidence intervals. *Journal of the Royal Statistical Society*, 2016.
- Peters, J., Janzing, D., and Schölkopf, B. *Elements of Causal Inference-Foundations and Learning Algorithms*. The MIT Press, 2017.
- Recht, B., Roelofs, R., Schmidt, L., and Shankar, V. Do imagenet classifiers generalize to imagenet? *arXiv preprint arXiv:1902.10811*, 2019.
- Rojas-Carulla, M., Schölkopf, B., Turner, R., and Peters, J. Invariant models for causal transfer learning. *The Journal of Machine Learning Research*, 19(1):1309–1342, 2018.
- Sagawa, S., Raghunathan, A., Koh, P. W., and Liang, P. An investigation of why overparameterization exacerbates spurious correlations. In *Proceedings of the 37th International Conference on Machine Learning*, 2020.
- Schmidt, L., Santurkar, S., Tsipras, D., Talwar, K., and Madry, A. Adversarially robust generalization requires more data. In Bengio, S., Wallach, H., Larochelle, H., Grauman, K., Cesa-Bianchi, N., and Garnett, R. (eds.), *Advances in Neural Information Processing Systems 31*, pp. 5014–5026. Curran Associates, Inc., 2018.
- Shimodaira, H. Improving predictive inference under covariate shift by weighting the log-likelihood function. *Journal of statistical planning and inference*, 90(2):227–244, 2000.

- Shorten, C. and Khoshgoftaar, T. M. A survey on image data augmentation for deep learning. *Journal of Big Data*, 6(1):60, 2019.
- Su, J., Vargas, D. V., and Sakurai, K. One pixel attack for fooling deep neural networks. *IEEE Transactions on Evolutionary Computation*, 23(5):828–841, 2019.
- Subbaswamy, A., Schulam, P., and Saria, S. Preventing failures due to dataset shift: Learning predictive models that transport. In *The 22nd International Conference on Artificial Intelligence and Statistics*, pp. 3118–3127. PMLR, 2019.
- Volpi, R., Namkoong, H., Sener, O., Duchi, J. C., Murino, V., and Savarese, S. Generalizing to unseen domains via adversarial data augmentation. In *Advances in neural information processing systems*, pp. 5334–5344, 2018.
- Xie, C., Chen, F., Liu, Y., and Li, Z. Risk variance penalization: From distributional robustness to causality. *arXiv preprint arXiv:2006.07544*, 2020.
- Zhang, K., Gong, M., and Scholkopf, B. Multi-source domain adaptation: a causal view. In *Proceedings of the Twenty-Ninth AAAI Conference on Artificial Intelligence*, pp. 3150–3157, 2015.
- Zhao, H., Des Combes, R. T., Zhang, K., and Gordon, G. On learning invariant representations for domain adaptation. In *International Conference on Machine Learning*, pp. 7523–7532, 2019.

A Additional Notation for the Appendix

To avoid overloading, we use ϕ, F for the standard Gaussian PDF and CDF respectively. We write \mathcal{S}^c to denote the set complement of a set \mathcal{S} . We write $|\cdot|$ to denote entrywise absolute value.

B Proof of Proposition 4.1

Recall the IRM objective:

$$\begin{aligned} \min_{\Phi, \beta} \quad & \mathbb{E}_{(x,y) \sim p(x,y)} [-\log \sigma(y \cdot \hat{\beta}^T \Phi(x))] \\ \text{subject to} \quad & \frac{\partial}{\partial \hat{\beta}} \mathbb{E}_{(x,y) \sim p^e} [-\log \sigma(y \cdot \hat{\beta}^T \Phi(x))] = 0. \quad \forall e \in \mathcal{E}. \end{aligned}$$

Concretely, we represent Φ as some parametrized function Φ_θ , over whose parameters θ we then optimize. The derivative of the negative log-likelihood for logistic regression with respect to the β coefficients is well known:

$$\frac{\partial}{\partial \hat{\beta}} [-\log \sigma(y \cdot \hat{\beta}^T \Phi_\theta(x))] = (\sigma(\hat{\beta}^T \Phi_\theta(x)) - \mathbf{1}\{y = 1\}) \Phi_\theta(x).$$

Suppose we recover the true invariant features $\Phi_\theta(x) = \begin{bmatrix} z_c \\ \mathbf{0} \end{bmatrix}$ and coefficients $\hat{\beta} = \begin{bmatrix} \beta \\ \mathbf{0} \end{bmatrix}$ (in other words, we allow for the introduction of new features). Then the IRM constraint becomes:

$$\begin{aligned} 0 &= \frac{\partial}{\partial \hat{\beta}} \mathbb{E}_{(x,y) \sim p^e} [-\log \sigma(y \cdot \hat{\beta}^T \Phi_\theta(x))] \\ &= \int_{\mathcal{Z}} p^e(z_c) \sum_{y \in \{\pm 1\}} p^e(y | z_c) \frac{\partial}{\partial \hat{\beta}} [-\log \sigma(y \cdot \hat{\beta}^T z_c)] dz_c \\ &= \int_{\mathcal{Z}} p^e(z_c) \Phi_\theta(x) \left[\sigma(\hat{\beta}^T z_c) (\sigma(\hat{\beta}^T z_c) - 1) + (1 - \sigma(\hat{\beta}^T z_c)) \sigma(\hat{\beta}^T z_c) \right] dz_c. \end{aligned}$$

Since $\hat{\beta}$ is constant across environments, this constraint is clearly satisfied for every environment, and is therefore also the minimizing $\hat{\beta}$ for the training data as a whole.

Considering now the derivative with respect to the featurizer Φ_θ :

$$\frac{\partial}{\partial \theta} [-\log \sigma(y \cdot \hat{\beta}^T \Phi_\theta(x))] = (\sigma(\hat{\beta}^T \Phi_\theta(x)) - \mathbf{1}\{y = 1\}) \frac{\partial}{\partial \theta} \hat{\beta}^T \Phi_\theta(x).$$

Then the derivative of the loss with respect to these parameters is

$$\int_{\mathcal{Z}} p^e(z_c) \left(\frac{\partial}{\partial \theta} \hat{\beta}^T \Phi_\theta(x) \right) \left[\sigma(\hat{\beta}^T z_c) (\sigma(\hat{\beta}^T z_c) - 1) + (1 - \sigma(\hat{\beta}^T z_c)) \sigma(\hat{\beta}^T z_c) \right] dz_c = 0.$$

So, the invariant classifier is a stationary point with respect to the feature map parameters as well.

C Results from Section 5

C.1 Proof of Theorem 5.1

We begin by formally stating non-degeneracy condition. For a set of coefficients α_i such that one environmental mean can be written as a linear combination of the others,

$$\mu_e = \sum_i \alpha_i \mu_i,$$

the environments are considered non-degenerate if the following inequalities hold for any such set of coefficients:

$$0 \neq \sum_i \alpha_i - 1 \neq \sigma_e^2 - \sum_i \alpha_i \sigma_i^2 \neq 0. \quad (9)$$

The first inequality says that none of the environmental means are an affine combination of the others; in other words, they lie in *general linear position*, which is the same requirement as [Arjovsky et al. \(2019\)](#). The remaining inequalities are similarly lax non-degeneracy requirements regarding the relative scale of the variances. It is clear that the set of environmental parameters that do not satisfy Equation 9 has measure zero under any absolutely continuous density, and similarly, if $E \leq d_e$ then the environmental means will be linearly independent almost surely.

We can now proceed with the proof, beginning with some helper lemmas:

Lemma C.1. *Suppose we observe E environments $\mathcal{E} = \{e_1, e_2, \dots, e_E\}$, each with environmental mean of dimension $d_e \geq E$, such that all environmental means are linearly independent. Then there is a unique unit-norm vector p such that*

$$p^T \mu_e = \sigma_e^2 \tilde{\mu} \quad \forall e \in \mathcal{E}, \quad (10)$$

where $\tilde{\mu}$ is the largest scalar which admits such a solution.

Proof. Let v_1, v_2, \dots, v_E be a set of basis vectors for $\text{span}\{\mu_1, \mu_2, \dots, \mu_E\}$. Each mean can then be expressed as a combination of these basis vectors: $u_i = \sum_{j=1}^E \alpha_{ij} v_j$. Since the means are linearly independent, we can combine these coefficients into a single invertible matrix

$$U = \begin{bmatrix} \alpha_{11} & \alpha_{21} & \dots & \alpha_{E1} \\ \alpha_{12} & \alpha_{22} & \dots & \alpha_{E2} \\ \vdots & \vdots & \ddots & \vdots \\ \alpha_{1E} & \alpha_{2E} & \dots & \alpha_{EE} \end{bmatrix}.$$

We can then combine the constraints (10) as

$$U^T p_\alpha = \sigma \triangleq \begin{bmatrix} \sigma_1^2 \\ \sigma_2^2 \\ \vdots \\ \sigma_E^2 \end{bmatrix},$$

where p_α denotes our solution expressed in terms of the basis vectors $\{v_i\}_{i=1}^E$. This then has the solution

$$p_\alpha = U^{-T} \boldsymbol{\sigma}.$$

This defines the entire space of solutions, which consists of p_α plus any element of the remaining $(d_e - E)$ -dimensional orthogonal subspace. However, we want p to be unit-norm—observe that the current vector solves Equation 10 with $\tilde{\mu} = 1$, which means that after normalizing we get $\tilde{\mu} = \frac{1}{\|p_\alpha\|_2}$. Adding any element of the orthogonal subspace would only increase the norm of p , decreasing $\tilde{\mu}$. Thus, the unique maximizing solution is

$$p_\alpha = \frac{U^{-T} \boldsymbol{\sigma}}{\|U^{-T} \boldsymbol{\sigma}\|_2}, \quad \text{with} \quad \tilde{\mu} = \frac{1}{\|U^{-T} \boldsymbol{\sigma}\|_2}.$$

Finally, p_α has to be rotated back into the original space by defining $p = \sum_{i=1}^E p_{\alpha i} v_i$. \square

Lemma C.2. *Assume f is linear. Suppose we observe $E \leq d_e$ environments whose means are linearly independent. Then there exists a linear Φ with $\text{rank}(\Phi) = d_c + d_e + 1 - E$ whose output depends on the environmental features, yet the optimal classifier on top of Φ is invariant.*

Proof. We will begin with the case when $E = d_e$ and then show how to modify this construction for when $E < d_e$. Consider defining

$$\Phi = \begin{bmatrix} I & 0 \\ 0 & M \end{bmatrix} \circ f^{-1}$$

with

$$M = \begin{bmatrix} - & p^T & - \\ - & 0 & - \\ & \vdots & \\ - & 0 & - \end{bmatrix}.$$

Here, $p \in \mathbb{R}^{d_c}$ is defined as the unit-norm vector solution to

$$p^T \mu_e = \sigma_e^2 \tilde{\mu} \quad \forall e$$

such that $\tilde{\mu}$ is maximized—such a vector is guaranteed to exist by Lemma C.1. Thus we get $\Phi(x) = \begin{bmatrix} z_c \\ p^T z_e \end{bmatrix}$, which is of rank $d_c + 1$ as desired. Define $\tilde{z}_e = p^T z_e$, which means that $\tilde{z}_e \mid y \sim \mathcal{N}(y \cdot \sigma_e^2 \tilde{\mu}, \sigma_e^2)$. For each environment we have

$$\begin{aligned} p(y \mid z_c, \tilde{z}_e) &= \frac{p(z_c, \tilde{z}_e, y)}{p(z_c, \tilde{z}_e)} \\ &= \frac{\sigma(y \cdot \beta_c^T z_c) p(\tilde{z}_e \mid y \cdot \sigma_e^2 \tilde{\mu}, \sigma_e^2)}{[\sigma(y \cdot \beta_c^T z_c) p(\tilde{z}_e \mid y \cdot \sigma_e^2 \tilde{\mu}, \sigma_e^2) + \sigma(-y \cdot \beta_c^T z_c) p(\tilde{z}_e \mid -y \cdot \sigma_e^2 \tilde{\mu}, \sigma_e^2)]} \\ &= \frac{\sigma(y \cdot \beta_c^T z_c) \exp(y \cdot \tilde{z}_e \tilde{\mu})}{[\sigma(y \cdot \beta_c^T z_c) \exp(y \cdot \tilde{z}_e \tilde{\mu}) + \sigma(-y \cdot \beta_c^T z_c) \exp(-y \cdot \tilde{z}_e \tilde{\mu})]} \\ &= \frac{1}{1 + \exp(-y \cdot (\beta_c^T z_c + 2\tilde{z}_e \tilde{\mu}))}. \end{aligned}$$

The log-odds of y is linear in these features, so the optimal classifier is

$$\hat{\beta} = \begin{bmatrix} \beta_c \\ 2\tilde{\mu} \end{bmatrix},$$

which is the same for all environments.

Now we show how to modify this construction for when $E < d_e$. If we remove one of the environmental means, Φ trivially maintains its feasibility. Note that since they are linearly independent, the mean which was removed has a component in a direction orthogonal to the remaining means. Call this component p' , and consider redefining M as

$$M = \begin{bmatrix} - & p^T & - \\ - & p'^T & - \\ - & 0 & - \\ & \vdots & \\ - & 0 & - \end{bmatrix}.$$

The distribution of \tilde{z}_e in each of the remaining dimensions is normal with mean 0, which means a corresponding coefficient of 0 is optimal for all environments. So the classifier $\hat{\beta}$ remains optimal for all environments, yet we've added another row to M which increases the dimensionality of its span, and therefore the rank of Φ , by 1. Working backwards, we can repeat this process for each additional mean, such that $\text{rank}(\Phi) = d_c + 1 + (d_e - E)$, as desired. Note that for $E = 1$ any Φ will be vacuously feasible. \square

Lemma C.3. *Suppose we observe E environments $\mathcal{E} = \{e_1, e_2, \dots, e_E\}$ whose parameters satisfy the non-degeneracy condition (9). Let $\Phi(x) = \tilde{z} = Az_c + Bz_e$ be any feature vector which is a linear function of the invariant and environmental features, and suppose the optimal $\hat{\beta}$ on top of Φ is invariant. If $E > d_e$, then $\hat{\beta} = 0$ or $B = 0$.*

Proof. Write $\Phi = [A|B]$ where $A \in \mathbb{R}^{d \times d_c}, B \in \mathbb{R}^{d \times d_e}$ and define

$$\begin{aligned} \bar{\mu}_e &= \Phi \begin{bmatrix} \mu_c \\ \mu_e \end{bmatrix} &&= A\mu_c + B\mu_e, \\ \bar{\Sigma}_e &= \Phi \begin{bmatrix} \sigma_c^2 I_{d_c} & 0 \\ 0 & \sigma_e^2 I_{d_e} \end{bmatrix} \Phi^T &&= \sigma_c^2 AA^T + \sigma_e^2 BB^T. \end{aligned}$$

Without loss of generality we assume $\bar{\Sigma}$ is invertible (if it is not, we can consider just the subspace in which it is—outside of this space, the features have no variance and therefore cannot carry information about the label). By Lemma F.2, the optimal coefficient for each environment is $2\bar{\Sigma}_e^{-1}\bar{\mu}_e$. In order for this vector to be invariant, it must be the same across environments; we write it as a constant $\hat{\beta}$. Suppose $\bar{\mu}_e = 0$ for some environment e —then the claim is trivially true with $\hat{\beta} = 0$. We therefore proceed under the assumption that $\bar{\mu}_e \neq 0 \forall e \in \mathcal{E}$.

With this fact, we have that $\forall e \in \mathcal{E}$,

$$\begin{aligned}
\hat{\beta} &= 2(\sigma_c^2 AA^T + \sigma_e^2 BB^T)^{-1}(A\mu_c + B\mu_e) \\
\iff (\sigma_c^2 AA^T + \sigma_e^2 BB^T)\hat{\beta} &= 2A\mu_c + 2B\mu_e \\
\iff \sigma_e^2 BB^T \hat{\beta} - 2B\mu_e &= 2A\mu_c - \sigma_c^2 AA^T \hat{\beta}.
\end{aligned} \tag{11}$$

Define the vector $\mathbf{v} = 2A\mu_c - \sigma_c^2 AA^T \hat{\beta}$. We will show that for any $\hat{\beta}, A$, with probability 1 only $B = 0$ can satisfy Equation 11 for every environment. If $E > d_e$, then there exists at least one environmental mean which can be written as a linear combination of the others. Without loss of generality, denote the parameters of this environment as $(\bar{\mu}, \bar{\sigma}^2)$ and write $\bar{\mu} = \sum_{i=1}^{d_e} \alpha_i \mu_i$. Rearranging Equation 11, we get

$$\begin{aligned}
\bar{\sigma}^2 BB^T \hat{\beta} - \mathbf{v} &= 2B\bar{\mu} \\
&= \sum_{i=1}^{d_e} \alpha_i 2B\mu_i \\
&= \sum_{i=1}^{d_e} \alpha_i \left[\sigma_i^2 BB^T \hat{\beta} - \mathbf{v} \right],
\end{aligned}$$

and rearranging once more yields

$$\left(\bar{\sigma}^2 - \sum \alpha_i \sigma_i^2 \right) BB^T \hat{\beta} = \left(1 - \sum \alpha_i \right) \mathbf{v}.$$

By assumption, $(\bar{\sigma}^2 - \sum \alpha_i \sigma_i^2)$ and $(1 - \sum \alpha_i)$ are non-zero. We can therefore rewrite this as

$$BB^T \hat{\beta} = \hat{\alpha} \mathbf{v},$$

where $\hat{\alpha} = \frac{1 - \sum \alpha_i}{\bar{\sigma}^2 - \sum \alpha_i \sigma_i^2}$ is defined for brevity. Plugging this back into Equation 11, we get for all $e \in \mathcal{E}$,

$$\begin{aligned}
2B\mu_e &= \sigma_e^2 BB^T \hat{\beta} - \mathbf{v} \\
&= \sigma_e^2 (\hat{\alpha} - 1) \mathbf{v}.
\end{aligned}$$

This gives us

$$\begin{aligned}
\bar{\sigma}^2 (\hat{\alpha} - 1) \mathbf{v} &= 2B\bar{\mu} \\
&= \sum_i \alpha_i 2B\mu_i \\
&= \sum_i \alpha_i \left[\sigma_i^2 (\hat{\alpha} - 1) \mathbf{v} \right].
\end{aligned}$$

Since \mathbf{v} is a vector and the other values are scalars, this implies either that $\mathbf{v} = 0$ or

$$\bar{\sigma}^2 (\hat{\alpha} - 1) = (\hat{\alpha} - 1) \sum_i \alpha_i \sigma_i^2.$$

Assume for the sake of contradiction that the latter holds. Then this implies either $(\hat{\alpha} - 1) = 0$ or $\bar{\sigma}^2 = \sum_i \alpha_i \sigma_i^2$, neither of which can be true by non-degeneracy. It follows that $\mathbf{v} = 0$, which immediately implies $BB^T \hat{\beta} = 0$ as well.

As a result, we see that Equation 11 reduces to

$$B\mu_e = 0 \quad \forall e \in \mathcal{E}.$$

As the span of the observed μ_e is all of \mathbb{R}^{d_e} , this is only possible if $B = 0$. \square

We are now ready to prove the main claim. We restate the theorem here for convenience:

Theorem 5.1 (Linear case). *Assume f is linear. Suppose we observe E training environments. Then the following hold:*

1. *Suppose $E > d_e$. Under mild non-degeneracy conditions, any linear featurizer Φ with an invariant optimal regression vector $\hat{\beta}$ uses only invariant features, and it therefore has identical risk on all possible environments.*
2. *If $E \leq d_e$ and the environmental means μ_e are linearly independent, then there exists a linear Φ with $\text{rank}(\Phi) = d_c + d_e + 1 - E$ whose output depends on the environmental features, yet the optimal classifier on top of Φ is invariant. Further, both the logistic and 0-1 risks of this Φ and its corresponding $\hat{\beta}$ are strictly lower than those of the invariant classifier.*

Proof. 1. Since Φ, f are linear, we can write $\Phi(x) = Az_c + Bz_e$ for some matrices A, B . Assume the non-degeneracy condition (9) holds. By Lemma C.3, one of $B = 0$ or $\hat{\beta} = 0$ holds. Thus, $\Phi, \hat{\beta}$ uses only invariant features. Since the joint distribution $p^e(z_c, y)$ is invariant, this classifier has identical risk across all environments.

2. The existence of such a classifier is proven by Lemma C.2. It remains to show that the risk of this discriminator is lower than that of the invariant classifier. Observe that these features are non-degenerate independent random variables with support over all of \mathbb{R} , and therefore by Lemma F.1, dropping the \tilde{z}_e term and using

$$\Phi(x) = [z_c], \quad \hat{\beta} = \begin{bmatrix} \beta_c \\ \beta_0 \end{bmatrix}$$

results in strictly higher risk. The proof is completed by noting that this definition is precisely the invariant classifier. \square

C.2 Experiments for Theorem 5.1

To corroborate our theoretical findings, we run an experiment on data drawn from our model to see at what point IRM is able to recover a generalizing classifier. We generated data precisely according to our model in the linear setting, with $d_c = 3, d_e = 6$. The environmental

means were drawn from a multivariate Gaussian prior; we randomly generated the invariant parameters and the parameters of the prior such that using the invariant features gave reasonable accuracy (71.9%) but the environmental features would allow for almost perfect accuracy on in-distribution test data (99.8%). Thus, the goal was to see if IRM could successfully learn a classifier which ignores meaningful covariates z_e , to the detriment of its training performance but to the benefit of OOD generalization. We chose equal class marginals ($\eta = 0.5$).

Figure 1 shows the result of five runs of IRM, each with different environmental parameters but the same invariant parameters (the training data itself was redrawn for each run). We found that optimizing for the IRM objective was quite unstable, frequently collapsing to the ERM solution unless λ and the optimizer learning rate were carefully tuned. This echoes the results of Krueger et al. (2020) who found that tuning λ during training to specific values at precisely the right time is essential for good performance. To prevent collapse, we kept the same environmental prior and found a single setting for λ and the learning rate which resulted in reasonable performance across all five runs. At test time, we evaluated the trained classifiers on additional, unseen environments whose parameters were drawn from the same prior. To simulate distribution shift, we evaluated the classifiers on the same data but with the environmental means negated. Thus the correlations between the environmental features z_e and the label y were reversed.

Observe that the results closely track the expected outcome according to Theorem 5.1: up until $E = d_e$, IRM essentially matches ERM in performance both in-distribution and under distribution shift. As soon as we cross that threshold of observed environments, the classifier learned via IRM begins to perform drastically better under distribution shift, behaving more like the optimal invariant classifier. We did however observe that occasionally the invariant solution would be found after only $E = d_e = 6$ environments; we conjecture that this is because at this point the feasible-yet-not-invariant classifier with lower objective value presented in Theorem 5.1 is precisely a single point, as opposed to a multi-dimensional subspace, and therefore might be difficult for the optimizer to find.

C.3 Proof of Theorem 5.3

Theorem 5.3. *Suppose we observe $E \leq d_e$ environments, such that all environmental means are linearly independent. Then there exists a feasible $\Phi, \hat{\beta}$ which uses only environmental features and achieves lower 0-1 risk than the invariant classifier on every environment e such that $\sigma_e \tilde{\mu} > \sigma_c^{-1} \|\mu_c\|_2$ and $2\sigma_e \tilde{\mu} \sigma_c^{-1} \|\mu_c\|_2 \geq |\beta_0|$.*

Proof. We consider the non-invariant classifier constructed as described in Lemma C.2, but dropping the invariant features and coefficients. By Lemma F.2, the optimal coefficients for the invariant and non-invariant classifiers are

$$\hat{\beta}_{\text{caus}} = \begin{bmatrix} 2\sigma_c^{-2} \mu_c \\ \beta_0 \end{bmatrix} \quad \text{and} \quad \hat{\beta}_{\text{non-caus}} = \begin{bmatrix} 2\tilde{\mu} \\ \beta_0 \end{bmatrix},$$

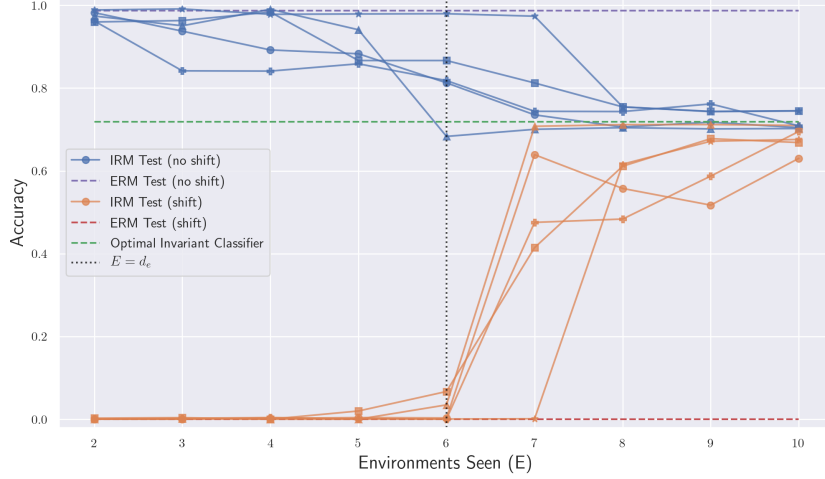


Figure 1: Performance of classifiers learned with IRM (5 different runs) and ERM (dashed lines) on test distributions where the correlation between environmental features and the label is consistent (no shift) or reversed (shift). The dashed green line is the performance of the optimal invariant classifier. Observe that up until $E = d_e$, IRM consistently returns a classifier with performance similar to ERM: good generalization without distribution shift, but catastrophic failure when the correlation is reversed. In contrast, once $E > d_e$, IRM is able to recover a $\Phi, \hat{\beta}$ with performance similar to that of the causal classifier.

respectively. Therefore, the 0-1 risk of the invariant classifier is precisely

$$\begin{aligned} & \eta \mathbb{P}(2\sigma_c^{-2}\mu_c^T z_c + \beta_0 < 0) + (1 - \eta) \mathbb{P}(-2\sigma_c^{-2}\mu_c^T z_c + \beta_0 > 0) \\ &= \eta F\left(-\sigma_c^{-1}\|\mu_c\|_2 - \frac{\beta_0\sigma_c}{2\|\mu_c\|_2}\right) + (1 - \eta) F\left(-\sigma_c^{-1}\|\mu_c\|_2 + \frac{\beta_0\sigma_c}{2\|\mu_c\|_2}\right), \end{aligned}$$

where F is the Gaussian CDF. By the same reasoning, the 0-1 risk of the non-invariant classifier is

$$\eta F\left(-\sigma_e\tilde{\mu} - \frac{\beta_0}{2\sigma_e\tilde{\mu}}\right) + (1 - \eta) F\left(-\sigma_e\tilde{\mu} + \frac{\beta_0}{2\sigma_e\tilde{\mu}}\right).$$

Define $\alpha = \sigma_c^{-1}\|\mu_c\|_2$ and $\gamma = \sigma_e\tilde{\mu}$. By monotonicity of the Gaussian CDF, the former risk is higher than the latter if

$$\alpha + \frac{\beta_0}{2\alpha} \leq \gamma + \frac{\beta_0}{2\gamma}, \quad (12)$$

$$\alpha - \frac{\beta_0}{2\alpha} < \gamma - \frac{\beta_0}{2\gamma}. \quad (13)$$

Without loss of generality, we will prove these inequalities for $\beta_0 \geq 0$; an identical argument proves it for $\beta_0 < 0$ but with the ‘ \leq ’ and ‘ $<$ ’ swapped.

Suppose $\gamma > \alpha$ (the first condition). Then Equation 13 is immediate. Finally, for Equation 12, observe that

$$\begin{aligned} \gamma + \frac{\beta_0}{2\gamma} &\geq \alpha + \frac{\beta_0}{2\alpha} \\ \iff \gamma - \alpha &\geq \frac{\beta_0}{2\alpha} - \frac{\beta_0}{2\gamma} = \frac{(\gamma - \alpha)\beta_0}{2\gamma\alpha} \\ \iff 2\gamma\alpha &\geq \beta_0, \end{aligned}$$

which is the second condition. □

C.4 Simulations of Magnitude of Environmental Features

As discussed in Section 5, analytically quantifying the solution $\tilde{\mu}$ to the equation in Lemma C.1 is difficult; instead, we present simulations to give a sense of how often these conditions would hold in practice.

For each choice of environmental dimension d_e , we generated a “base” correlation $b \sim \mathcal{N}(0, I_{d_e})$ as the mean of the prior over environmental means μ_e . Each of these μ_e was then drawn from $\mathcal{N}(b, 4I_{d_e})$ —thus, while they all came from the same prior, the noise in the draw of each μ_e was significantly larger than the bias induced by the prior. We then solved for the precise value $\sigma_e \tilde{\mu}$, with the same variance σ_e^2 for all environments, chosen as a hyperparameter. The shaded area represents a 95% confidence interval over 20 runs.

The dotted lines are $\sqrt{d_c}$. If we imagine the invariant parameters are drawn from a standard Gaussian prior, then this is precisely $\mathbb{E}[\sigma_c^{-1} \|\mu_c\|_2]$. Thus, the point where $\sigma_e \tilde{\mu}$ crosses these dotted lines is approximately how many environments would need to be observed before the non-invariant classifier has higher risk than the invariant classifier. We note that this value is quite large, on the order of $d_e - d_c$.

D Theorem 6.1 and Discussion

D.1 Proof of Theorem 6.1

We again begin with helper lemmas.

Our classifier Φ is constructed to recover the environmental features only if they fall within a set \mathcal{B}^c . The following lemma shows that since only the environmental features contribute to the gradient penalty, the penalty can be bounded as a function of the measure and geometry of that set. This is used together with Lemmas F.3 and F.4 to bound the overall penalty of our constructed classifier.

Lemma D.1. *Suppose we observe environments $\mathcal{E} = \{e_1, e_2, \dots\}$. Given a set $\mathcal{B} \subseteq \mathbb{R}^{d_e}$, consider the classifier defined by Equation 18. Then for any environment e , the penalty term of this classifier in Equation 5 is bounded as*

$$\|\nabla_{\hat{\beta}} \mathcal{R}^e(\Phi, \hat{\beta})\|_2^2 \leq \left\| \mathbb{P}(z_e \in \mathcal{B}^c) \mathbb{E}[\|z_e\| \mid z_e \in \mathcal{B}^c] \right\|_2^2.$$

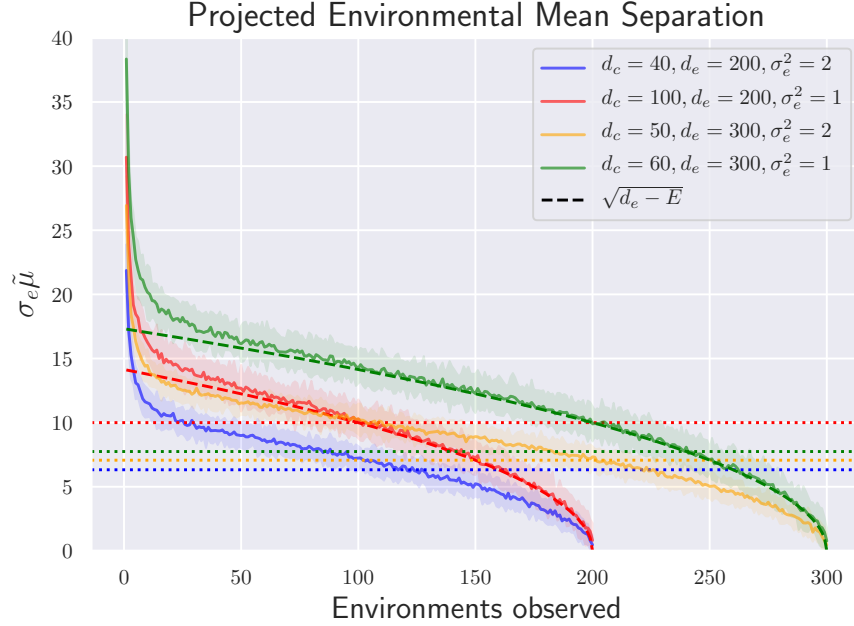


Figure 2: Simulations to evaluate $\sigma_e \tilde{\mu}$ for varying ratios of $\frac{d_e}{d_c}$. When $\sigma_e^2 = 1$, the value closely tracks $\sqrt{d_e - E}$, giving a crossover point of $d_e - d_c$. These results imply the conditions of Theorem 5.3 are very likely to hold in the high-dimensional setting.

Proof. We write out the precise form of the gradient for an environment e :

$$\nabla_{\hat{\beta}} \mathcal{R}^e(\Phi, \hat{\beta}) = \int_{\mathcal{Z}_c \times \mathcal{Z}_e} p^e(z_c, z_e) \left[\sigma(\hat{\beta}^T \Phi(f(z_c, z_e))) - p^e(y = 1 \mid z_c, z_e) \right] \Phi(f(z_c, z_e)) d(z_c, z_e).$$

Observe that since $z_c \perp\!\!\!\perp z_e \mid y$, the optimal invariant coefficients are unchanged, and therefore the gradient in the invariant dimensions is 0. We can split the gradient in the environmental dimensions into two integrals:

$$\begin{aligned} & \int_{\mathcal{Z}_c \times \mathcal{B}} p^e(z_c, z_e) [\sigma(\beta_c^T z_c + \beta_0) - p^e(y = 1 \mid z_c, z_e)] [0] d(z_c, z_e) \\ & + \int_{\mathcal{Z}_c \times \mathcal{B}^c} p^e(z_c, z_e) [\sigma(\beta_c^T z_c + \beta_{e, \text{ERM}}^T z_e + \beta_0) - \sigma(\beta_c^T z_c + \beta_e^T z_e + \beta_0)] [z_e] d(z_c, z_e). \end{aligned}$$

Since the features are 0 within \mathcal{B} , the first term reduces to 0. For the second term, note that $\forall x, y \in \mathbb{R}$, $|\sigma(x) - \sigma(y)| \leq 1$, and therefore

$$|\nabla_{\hat{\beta}} \mathcal{R}^e(\Phi, \hat{\beta})| \leq \int_{\mathcal{Z}_c \times \mathcal{B}^c} p^e(z_c, z_e) [|z_e|] d(z_c, z_e).$$

We can marginalize out z_c , and noting that we want to bound the squared norm,

$$\begin{aligned} \|\nabla_{\hat{\beta}} \mathcal{R}^e(\Phi, \hat{\beta})\|_2^2 & \leq \left\| \int_{\mathcal{B}^c} p^e(z_e) [|z_e|] dz_e \right\|_2^2 \\ & = \left\| \mathbb{P}(z_e \in \mathcal{B}^c) \mathbb{E}[|z_e| \mid z_e \in \mathcal{B}^c] \right\|_2^2. \end{aligned}$$

□

This next lemma says that if the environmental mean of the test distribution is sufficiently separated from each of the training means, with high probability a sample from this distribution will fall outside of \mathcal{B}_r , and therefore $\Phi_\epsilon, \hat{\beta}$ will be equivalent to the ERM solution.

Lemma D.2. *For a set of E environments $\mathcal{E} = \{e_1, e_2, \dots, e_E\}$ and any $\epsilon > 1$, construct \mathcal{B}_r as in Equation 17 and define Φ_ϵ using \mathcal{B}_r as in Equation 18. Suppose we now test on a new environment with parameters $(\mu_{E+1}, \sigma_{E+1}^2)$, and assume Equation 14 holds with parameter δ . Define $k = \min_{e \in \mathcal{E}} \frac{\sigma_e^2}{\sigma_{E+1}^2}$. Then with probability $\geq 1 - \frac{2E}{\sqrt{k\pi}\delta} \exp\{-k\delta^2\}$ over the draw of an observation from this new environment, we have*

$$\Phi_\epsilon(x) = f^{-1}(x) = \begin{bmatrix} z_c \\ z_e \end{bmatrix}.$$

Proof. By Equation 14 our new environmental mean is sufficiently far away from all the label-conditional means of the training environments. In particular, for any environment $e \in \mathcal{E}$ and any label $y \in \{\pm 1\}$, the ℓ_2 distance from that mean to μ_{E+1} is at least $(\sqrt{\epsilon} + \delta)\sigma_e\sqrt{d_e}$.

Recall that \mathcal{B}_r is the union of balls $\pm B_e$, where B_e is the ball of ℓ_2 radius $\sqrt{\epsilon\sigma_e^2 d_e}$ centered at μ_e . For each environment e , consider constructing the halfspace which is perpendicular to the line connecting μ_e and μ_{E+1} and tangent to B_e . This halfspace fully contains B_e , and therefore the measure of B_e is upper bounded by that of the halfspace.

By rotational invariance of the Gaussian distribution, we can rotate this halfspace into one dimension and the measure will not change. The center of the ball is $(\sqrt{\epsilon} + \delta)\sigma_e\sqrt{d_e}$ away from the mean μ_{E+1} , so accounting for its radius, the distance from the mean to the halfspace is $\delta\sigma_e\sqrt{d_e}$. The variance of the rotated distribution one dimension is $\sigma_{E+1}^2 d_e$, so the measure of this halfspace is upper bounded by

$$\begin{aligned} 1 - \Phi\left(\frac{\delta\sigma_e\sqrt{d_e}}{\sqrt{\sigma_{E+1}^2 d_e}}\right) &\leq \Phi(-\sqrt{k}\delta) \\ &\leq \frac{1}{\sqrt{k\pi}\delta} \exp\{-k\delta^2\}, \end{aligned}$$

using results from [Kschischang](#). There are $2E$ such balls comprising \mathcal{B}_r , which can be combined via union bound. □

With these two lemmas, we now state the full version of Theorem 6.1, with the main difference being that it allows for any environmental variance.

Theorem D.3 (Non-linear case, full). *Suppose we observe E environments $\mathcal{E} = \{e_1, e_2, \dots, e_E\}$. Then, for any $\epsilon > 1$, there exists a featurizer Φ_ϵ which, combined with the ERM-optimal classifier $\hat{\beta} = [\beta_c, \beta_{e, \text{ERM}}, \beta_0]^T$, satisfies the following properties, where we define $p_{\epsilon, d_e} := \exp\{-d_e \min((\epsilon - 1), (\epsilon - 1)^2)/8\}$:*

1. Define $\sigma_{\max}^2 = \max_e \sigma_e^2$. Then the regularization term of $\Phi_\epsilon, \hat{\beta}$ is bounded as

$$\frac{1}{E} \sum_{e \in \mathcal{E}} \|\nabla_{\hat{\beta}} \mathcal{R}^e(\Phi_\epsilon, \hat{\beta})\|_2^2 \in \mathcal{O} \left(p_{\epsilon, d_e}^2 \left[\epsilon d_e \sigma_{\max}^4 \exp\{2\epsilon \sigma_{\max}^2\} + \|\mu\|_2^2 \right] \right).$$

2. $\Phi_\epsilon, \hat{\beta}$ exactly matches the invariant classifier on at least a $1 - p_{\epsilon, d_e}$ fraction of the training set. On the remaining inputs, it matches the ERM-optimal solution.

Further, for any test distribution with environmental parameters $(\mu_{E+1}, \sigma_{E+1}^2)$, suppose the environmental mean μ_{E+1} is sufficiently far from the training means:

$$\forall e \in \mathcal{E}, \min_{y \in \{\pm 1\}} \|\mu_{E+1} - y \cdot \mu_e\|_2 \geq (\sqrt{\epsilon} + \delta) \sigma_e \sqrt{d_e} \quad (14)$$

for some $\delta > 0$. Define the constants:

$$k = \min_{e \in \mathcal{E}} \frac{\sigma_e^2}{\sigma_{E+1}^2}$$

$$q = \frac{2E}{\sqrt{k\pi}\delta} \exp\{-k\delta^2\}.$$

Then the following holds:

3. $\Phi_\epsilon, \hat{\beta}$ is equivalent to the ERM-optimal classifier on at least a $1 - q$ fraction of the test distribution.

4. Under Assumption 1, suppose it holds that

$$\mu_{E+1} = - \sum_{e \in \mathcal{E}} \alpha_e \mu_e \quad (15)$$

for some set of coefficients $\{\alpha_e\}_{e \in \mathcal{E}}$. Then for any $c \in \mathbb{R}$, so long as

$$\sum_{e \in \mathcal{E}} \alpha_e \frac{\|\mu_e\|_2^2}{\sigma_e^2} \geq \frac{\|\mu_c\|_2^2 / \sigma_c^2 + |\beta_0|/2 + c\sigma_{ERM}}{1 - \gamma}, \quad (16)$$

the 0-1 risk of $\Phi_\epsilon, \hat{\beta}$ is lower bounded by $F(2c) - q$.

Proof. Define $r = \sqrt{\epsilon \sigma_e^2 d_e}$ and construct $\mathcal{B}_r \subset \mathbb{R}^{d_e}$ as

$$\mathcal{B}_r = \left[\bigcup_{e \in \mathcal{E}} B_r(\mu_e) \right] \cup \left[\bigcup_{e \in \mathcal{E}} B_r(-\mu_e) \right], \quad (17)$$

where $B_r(\alpha)$ is the ball of ℓ_2 -norm radius r centered at α . Further construct Φ_ϵ using \mathcal{B}_r as follows:

$$\Phi_\epsilon(x) = \begin{cases} \begin{bmatrix} z_c \\ 0 \\ z_c \end{bmatrix}, & z_e \in \mathcal{B}_r \\ \begin{bmatrix} z_c \\ z_e \end{bmatrix}, & z_e \in \mathcal{B}_r^c, \end{cases} \quad \text{and} \quad \hat{\beta} = \begin{bmatrix} \beta_c \\ \hat{\beta}_e \\ \beta_0 \end{bmatrix}. \quad (18)$$

Without loss of generality, fix an environment e .

1. By Lemma D.1, the squared gradient norm is upper bounded by

$$\|\nabla_{\hat{\beta}} \mathcal{R}^e(\Phi_\epsilon, \hat{\beta})\|_2^2 \leq \left\| \mathbb{P}(z_e \in \mathcal{B}_r^c) \mathbb{E}[|z_e| \mid z_e \in \mathcal{B}_r^c] \right\|_2^2. \quad (19)$$

Define $B_e := B_r(\mu_e)$, and observe that $\mathcal{B}_r^c \subseteq B_e^c$. Since $|z_e|$ is non-negative,

$$\mathbb{P}(z_e \in \mathcal{B}_r^c) \mathbb{E}[|z_e| \mid z_e \in \mathcal{B}_r^c] \leq \mathbb{P}(z_e \in B_e^c) \mathbb{E}[|z_e| \mid z_e \in B_e^c]$$

(this inequality is element-wise). Plugging this into Equation 19 yields

$$\begin{aligned} \|\nabla_{\hat{\beta}} \mathcal{R}^e(\Phi_\epsilon, \hat{\beta})\|_2^2 &\leq \left\| \mathbb{P}(z_e \in B_e^c) \mathbb{E}[|z_e| \mid z_e \in B_e^c] \right\|_2^2 \\ &= [\mathbb{P}(z_e \in B_e^c)]^2 \left\| \mathbb{E}[|z_e| \mid z_e \in B_e^c] \right\|_2^2. \end{aligned}$$

Define $p = \mathbb{P}(z_e \in \mathcal{B}_r^c) \leq \mathbb{P}(z_e \in B_e^c)$. By Lemma F.3,

$$p \leq p_{\epsilon, d_e} = e^{-d_e \min((\epsilon-1), (\epsilon-1)^2)/8}.$$

Combining Lemmas F.4 and F.5 gives

$$\begin{aligned} \left\| \mathbb{E}[|z_e| \mid z_e \in B_e^c] \right\|_2^2 &\leq 2d_e \left[\sigma \frac{\phi(r/\sqrt{d_e})}{F(-r/\sqrt{d_e})} \right]^2 + 2\|\mu_e\|_2^2 \\ &\leq d_e \sigma_e^2 \exp\{2\epsilon(\sigma_e^2 - 1/2)\} [\epsilon\sigma_e^2 + 1] + 2\|\mu_e\|_2^2. \end{aligned}$$

Putting these two bounds together, we have

$$\|\nabla_{\hat{\beta}} \mathcal{R}^e(\Phi_\epsilon, \hat{\beta})\|_2^2 \in \mathcal{O} \left(p_{\epsilon, d_e}^2 \left[\epsilon d_e \sigma_{\max}^4 \exp\{2\epsilon\sigma_{\max}^2\} + \|\mu_e\|_2^2 \right] \right),$$

and averaging this value across environments gives the result.

2. $\Phi_\epsilon, \hat{\beta}$ is equal to the invariant classifier on \mathcal{B}_r and the ERM solution on \mathcal{B}_r^c . The claim then follows from Lemma F.3.
3. This follows directly from Lemma D.2.
4. With Equation 15, we have that

$$\begin{aligned} \beta_{e; \text{ERM}}^T \mu_{E+1} &= - \sum_{e \in \mathcal{E}} \alpha_e \beta_{e; \text{ERM}}^T \mu_e \\ &\leq -2(1-\gamma) \sum_{e \in \mathcal{E}} \alpha_e \frac{\|\mu_e\|_2^2}{\sigma_e^2} \\ &\leq -2(1-\gamma) \frac{\|\mu_c\|_2^2 / \sigma_c^2 + |\beta_0|/2 + c\sigma_{\text{ERM}}}{1-\gamma} \\ &= -(2\|\mu_c\|_2^2 / \sigma_c^2 + |\beta_0| + 2c\sigma_{\text{ERM}}). \end{aligned}$$

where we have applied Assumption 1 in the first inequality and Equation 16 in the second. Consider the full set of features $\Phi_\epsilon(x) = f^{-1}(x)$, and without loss of generality assume $y = 1$. The label-conditional distribution of the resulting logit is

$$\beta_c^T z_c + \beta_{e;\text{ERM}}^T z_e + \beta_0 \sim \mathcal{N}(\beta_c^T \mu_c + \beta_{e;\text{ERM}}^T \mu_{E+1} + \beta_0, \sigma_{\text{ERM}}^2).$$

Therefore, the 0-1 risk is equal to the probability that this logit is negative. This is precisely

$$\begin{aligned} F\left(-\frac{\beta_c^T \mu_c + \beta_{e;\text{ERM}}^T \mu_{E+1} + \beta_0}{\sigma_{\text{ERM}}}\right) &\geq F\left(\frac{(2\|\mu_c\|_2^2/\sigma_c^2 + |\beta_0| + 2c\sigma_{\text{ERM}}) - 2\|\mu_c\|_2^2/\sigma_c^2 - |\beta_0|}{\sigma_{\text{ERM}}}\right) \\ &= F\left(\frac{2c\sigma_{\text{ERM}}}{\sigma_{\text{ERM}}}\right) \\ &= F(2c). \end{aligned}$$

Observe that by the previous part, $\Phi_\epsilon \neq f^{-1}$ on at most a q fraction of observations, so the risk of our classifier $\Phi_\epsilon, \hat{\beta}$ can differ from that of $f^{-1}, \hat{\beta}$ by at most q . Therefore our classifier's risk is lower bounded by $F(2c) - q$. In particular, choosing $c = 1$ recovers the statement in the main body. □

D.2 Discussion of Conditions and Assumption

To see just how often we can expect the conditions for Theorem D.3 to hold, we can do a Fermi approximation based on the expectations of each of the terms. A reasonable prior for the environmental means is a multivariate Gaussian $\mathcal{N}(m, \Sigma)$. We might expect them to be very concentrated (with $\text{Tr}(\Sigma)$ small), or perhaps to have a strong bias (with $\|m\|_2^2 \gg \text{Tr}(\Sigma)$). For simplicity we treat the variances σ_c^2, σ_e^2 as constants. Then the expected separation between any two means from this distribution is

$$\mathbb{E}[\|\mu_1 - \mu_2\|_2] = \mathbb{E}_{x \sim \mathcal{N}(0, 2\Sigma)}[\|x\|_2] \approx \sqrt{2 \text{Tr}(\Sigma)}.$$

In high dimensions this value will tightly concentrate around the mean, which is in $\mathcal{O}(\sqrt{d_e})$. On the other hand, even a slight deviation from this separation, to $\Omega(\sqrt{d_e \log E})$, means $\delta \in \Omega(\sqrt{\log E})$, which implies $q \in \mathcal{O}(1/E)$; this is plenty small to ensure worse-than-random error on the test distribution.

Now we turn our attention to the second condition (16). The expected squared norm of each mean is d_e , and in high dimensions we expect them to be reasonably orthogonal (as a rough approximation; this is technically not true with a non-centered Gaussian). Then so long as $\sum_i \alpha_i \in \Omega(1)$, the left-hand side of Equation 16 is approximately d_e . On the other hand, treating γ as a constant, the right-hand side is close to $d_c + \sqrt{d_c + d_e} \in \mathcal{O}(d_c + \sqrt{d_e})$. Thus, Equation 16 is quite likely to hold for any mean μ_{E+1} with the same scale as the training environments but with reversed correlations—again, this is *exactly the situation* where IRM hopes to outperform ERM, and we have shown that it does not.

We can also do a quick analysis of Assumption 1 under this prior: the ERM-optimal non-invariant coefficient will be approximately $2m/\sigma_e^2$ with high probability, meaning $\hat{\beta}^T \mu \approx 2\|m\|_2^2/\sigma_e^2$ for every environment. Thus, this vector will be γ -close to optimal with $\gamma \approx 1$ for every environment with high probability.

E Extensions to Alternative Objectives

E.1 Extensions for the Linear Case

Observe that the constraint of Equation 4 is strictly stronger than that of Bellot & van der Schaar (2020); when the former is satisfied, the penalty term of the latter is necessarily 0. It is thus trivial to extend all results in the Section 5 to this objective. As another example, consider the risk-variance-penalized objective of Krueger et al. (2020):

$$\min_{\Phi, \hat{\beta}} \frac{1}{|\mathcal{E}|} \sum_{e \in \mathcal{E}} \mathcal{R}^e(\Phi, \hat{\beta}) + \lambda \text{Var}_{e \in \mathcal{E}} \left(\mathcal{R}^e(\Phi, \hat{\beta}) \right), \quad (20)$$

It is simple to extend Theorem 5.1 under an additional assumption:

Corollary E.1 (Extension to Theorem 5.1). *Assume f is linear. Suppose we observe $E \leq d_e$ environments with linearly independent means and identical variance σ_e^2 . Consider minimizing empirical risk subject to a penalty on the risk variance (20). Then there exists a $\Phi, \hat{\beta}$ dependent on the non-invariant features which achieves a lower objective value than the invariant classifier for any choice of regularization parameter $\lambda \in [0, \infty]$.*

Proof. Consider the featurizer Φ constructed in Lemma C.2. If the environmental variance is constant, then the label-conditional distribution of the environmental features,

$$z_e | y \sim \mathcal{N}(y \cdot \tilde{\mu} \sigma_e^2, \sigma_e^2),$$

is also invariant. This implies that the optimal $\hat{\beta}$ also has constant risk across the environments, meaning the penalty term is 0, and as a result the objective does not depend on the choice of λ . As in 5.1, invoking Lemma F.1 implies that the overall risk is lower than that of the invariant classifier. \square

As mentioned in Section 5, this additional requirement of constant variance is due to the assumptions underlying the design of the objective—REx expects invariance of the conditional distribution $p(y | \Phi(x))$, in contrast with the strictly weaker invariance of $\mathbb{E}[y | \Phi(x)]$ assumed by IRM. This might seem to imply that REx is a more robust objective, but this does not convey the entire picture. The conditions for the above corollary are just one possible failure case for REx; by extending Theorem 5.3 to this objective, we see that REx is just as prone to bad solutions:

Corollary E.2 (Extension to Theorem 5.3). *Suppose we observe $E \leq d_e$ environments, such that all environmental means are linearly independent. Then there exists a $\Phi, \hat{\beta}$ which uses only environmental features and, under any choice of $\lambda \in [0, \infty]$, achieves a lower*

objective value than the invariant classifier under 0-1 loss on every environment e such that $\tilde{\mu} > \sigma_c^{-1} \|\mu_c\|_2 + \frac{|\beta_0|}{2\sigma_c^{-1} \|\mu_c\|_2}$.

Proof. We follow the proof of Theorem 5.3, except when solving for p as in Lemma C.1 we instead find the unit-norm vector such that

$$p^T \mu_e = \sigma_e \tilde{\mu} \quad \forall e \in \mathcal{E}. \quad (21)$$

Observe that by setting $\Phi(x) = [p^T z_e]$ and $\hat{\beta} = [1]$, the 0-1 risk in a given environment is

$$\eta F(-\tilde{\mu} \sigma_e / \sigma_e) + (1 - \eta) F(-\tilde{\mu} \sigma_e / \sigma_e) = F(-\tilde{\mu}),$$

which is independent of the environment. Further, by carrying through the same proof as in Theorem 5.3, we get that this non-invariant classifier has lower 0-1 risk so long as

$$\alpha + \frac{|\beta_0|}{2\alpha} \leq \tilde{\mu},$$

where $\alpha = \sigma_c^{-1} \|\mu_c\|_2$ □

Though $\tilde{\mu}$ here is not exactly the same value because of the slightly different solution (21), it depends upon the geometry of the training environments in the same way—it is the same as taking the square root of each of the variances. We can therefore expect this condition to hold in approximately the same situations, which we empirically verify by replicating Figure 2 with the modified equation below.

E.2 Extensions for the Non-Linear Case

The failure of these objectives in the non-linear regime is even more straightforward, as we can keep unchanged the constructed classifier from Theorem 6.1. Observe that parts 2-4 of the theorem do not involve the objective itself, and therefore do not require modification.

To see that part 1 still holds, note that since the constructed classifier matches the invariant classifier on $1 - p$ of the observations, its risk across environments can only vary on the remaining p fraction: as the 0-1 risk on this fraction is bounded between 0 and p , it is immediate that the variance of the environmental risks is upper bounded by $\frac{p^2}{4}$, which is in $\mathcal{O}(p^2)$ as before. Applying this argument to the other objectives yields similar results.

F Technical Lemmas

Lemma F.1. *Consider solving the standard logistic regression problem*

$$z \sim p(z) \in \mathbb{R}^k, \\ y = \begin{cases} +1 & \text{w.p. } \sigma(\beta^T z), \\ -1 & \text{w.p. } \sigma(-\beta^T z). \end{cases}$$

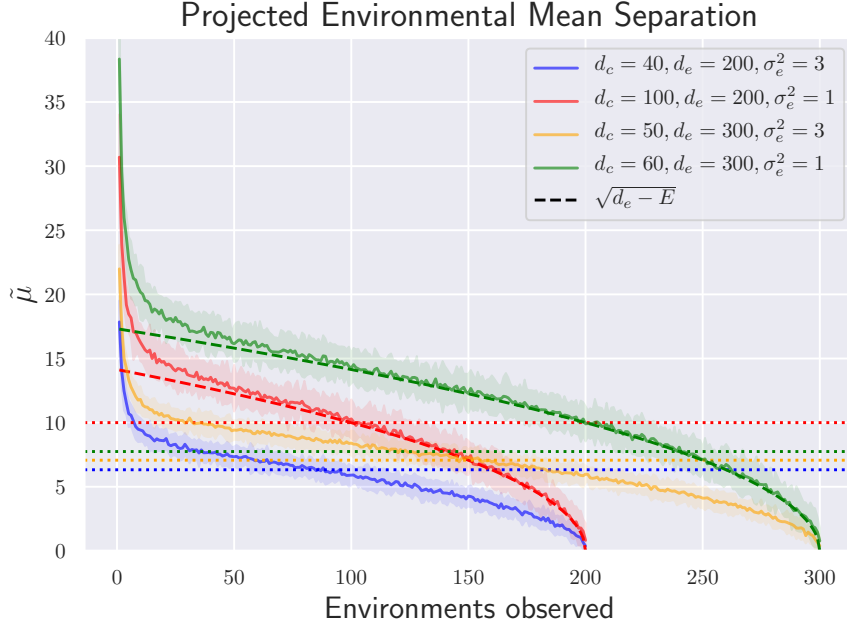


Figure 3: Simulations to evaluate $\tilde{\mu}$ for varying ratios of $\frac{d_e}{d_c}$. When $\sigma_e^2 = 1$, the value closely tracks $\sqrt{d_e - E}$. Due to the similarity of Equation 21 to Equation 10, it makes sense that the results are very similar to those presented in Figure 2.

Assume that none of the latent dimensions are degenerate— $\forall S \subseteq [k], \mathbb{P}(\beta_S^T z_S \neq 0) > 0$, and no feature can be written as a linear combination of the other features. Then for any distribution $p(z)$, any classifier $f(z) = \sigma(\beta_S^T z_S)$ that uses a strict subset of the features $S \subsetneq [k]$ has strictly higher risk with logistic loss than the Bayes classifier $f^*(z) = \sigma(\beta^T z)$. This additionally holds for 0-1 loss if $\beta_{-S}^T z_{-S}$ has greater magnitude and opposite sign of $\beta_S^T z_S$ with non-zero probability.

Proof. The Bayes classifier suffers the minimal expected loss for each observation z . Therefore, another classifier has positive excess risk if and only if it disagrees with the Bayes classifier on a set of non-zero measure. Consider the set of values z_{-S} such that $\beta_{-S}^T z_{-S} \neq 0$. Then on this set we have

$$f^*(\beta^T z) = \sigma(\beta_S^T z_S + \beta_{-S}^T z_{-S}) \neq \sigma(\beta_S^T z_S) = f(z).$$

Since these values occur with positive probability, f has strictly higher logistic risk than f^* . By the same argument, there exists a set of positive measure under which

$$f^*(\beta^T z) = \text{sign}(\beta_S^T z_S + \beta_{-S}^T z_{-S}) \neq \text{sign}(\beta_S^T z_S) = f(z),$$

and so f also has strictly higher 0-1 risk. □

Lemma F.2. For any feature vector which is a linear function of the invariant and environmental features $\tilde{z} = Az_c + Bz_e$, any optimal corresponding coefficient for an environment e is

of the form

$$2(AA^T\sigma_c^2 + BB^T\sigma_e^2)^+(A\mu_c + B\mu_e),$$

where G^+ is a generalized inverse of G .

Proof. We begin by evaluating a closed form for $p^e(y | \tilde{z})$. We have:

$$\begin{aligned} & p^e(y | Az_c + Bz_e = \tilde{z}) \\ &= \frac{p(Az_c + Bz_e = \tilde{z} | y)p(y)}{p^e(Az_c + Bz_e = \tilde{z})} \\ &= \frac{p^e(Az_c + Bz_e = \tilde{z} | y)}{p^e(Az_c + Bz_e = \tilde{z} | y) + p^e(Az_c + Bz_e = \tilde{z} | -y)} \\ &= \frac{1}{1 + \frac{p^e(Az_c + Bz_e = \tilde{z} | -y)}{p^e(Az_c + Bz_e = \tilde{z} | y)}}. \end{aligned}$$

Now we need a closed form expression for $p(Az_c + Bz_e = \tilde{z} | y)$. Noting that $z_c \perp\!\!\!\perp z_e | y$, this is a convolution of the two independent Gaussian densities, which is the density of their sum. In other words,

$$Az_c + Bz_e | y \sim \mathcal{N}(y \cdot \overbrace{(A\mu_c + B\mu_e)}^{\bar{\mu}}, \overbrace{AA^T\sigma_c^2 + BB^T\sigma_e^2}^{\bar{\Sigma}}).$$

Thus,

$$p^e(Az_c + Bz_e = \tilde{z} | y) = \frac{1}{(2\pi|\bar{\Sigma}|)^{k/2}} \exp\left\{-\frac{1}{2}(\tilde{z} - y \cdot \bar{\mu})^T \bar{\Sigma}^+ (\tilde{z} - y \cdot \bar{\mu})\right\}.$$

Canceling common terms, we get

$$\begin{aligned} p^e(y = 1 | Az_c + Bz_e = \tilde{z}) &= \frac{1}{1 + \frac{p^e(Az_c + Bz_e = \tilde{z} | -y)}{p^e(Az_c + Bz_e = \tilde{z} | y)}} \\ &= \frac{1}{1 + \exp\{-y \cdot 2\tilde{z}^T \bar{\Sigma}^+ \bar{\mu}\}} \\ &= \sigma(y \cdot 2\tilde{z}^T \bar{\Sigma}^+ \bar{\mu}). \end{aligned}$$

Therefore, given a feature vector \tilde{z} , the optimal coefficient vector is $2\bar{\Sigma}^+ \bar{\mu}$. \square

Lemma F.3. For any environment e with parameters μ_e, σ_e^2 and any $\epsilon > 1$, define

$$B := B_{\sqrt{\epsilon\sigma_e^2 d_e}}(\mu_e),$$

where $B_r(\alpha)$ is the ball of ℓ_2 -norm radius r centered at α . Then for an observation drawn from p^e , we have

$$\mathbb{P}_{z_e \sim p^e}(z_e \in B^c) \leq \exp\left\{-\frac{d_e \min((\epsilon - 1), (\epsilon - 1)^2)}{8}\right\}.$$

Proof. Without loss of generality, suppose $y = 1$. We have

$$\begin{aligned} \mathbb{P}(z_e \in B) &\geq \mathbb{P}_{z_e \sim \mathcal{N}(\mu_e, \sigma_e^2 I)} \left(\|z_e - \mu_e\|_2 \leq \sqrt{\epsilon \sigma_e^2 d_e} \right) \\ &= \mathbb{P}_{z_e \sim \mathcal{N}(0, \sigma_e^2 I)} \left(\|z_e\|_2 \leq \sqrt{\epsilon \sigma_e^2 d_e} \right) \\ &= \mathbb{P}_{z_e \sim \mathcal{N}(0, I)} \left(\|z_e\|_2^2 \leq \epsilon d_e \right). \end{aligned}$$

Each term in the squared norm of z_e is a random variable with distribution χ_1^2 , which means their sum has mean d_e and is sub-exponential with parameters $(2\sqrt{d_e}, 4)$. By standard sub-exponential concentration bounds we have

$$\mathbb{P}_{z_e \sim \mathcal{N}(0, I)} \left(\|z_e\|_2^2 \geq \epsilon d_e \right) \leq \exp \left\{ -\frac{d_e \min((\epsilon - 1), (\epsilon - 1)^2)}{8} \right\},$$

which immediately implies the claim. \square

Lemma F.4. *Let $z \sim \mathcal{N}(\mu, \sigma^2 I_d)$ be a multivariate isotropic Gaussian in d dimensions, and for some $r > 0$ define B as the ball of ℓ_2 radius r centered at μ . Then we have*

$$\left\| \mathbb{E}[|z| \mid z \in B^c] \right\|_2^2 \leq 2d \left[\sigma \frac{\phi(r/\sqrt{d})}{F(-r/\sqrt{d})} \right]^2 + 2\|\mu\|_2^2,$$

where ϕ, F are the standard Gaussian PDF and CDF.

Proof. Observe that

$$\begin{aligned} \mathbb{E}_{z \sim \mathcal{N}(\mu, \sigma^2 I_d)} [|z| \mid z \in B^c] &= \mathbb{E}_{z \sim \mathcal{N}(\mu, \sigma^2 I_d)} [|z| \mid \|z - \mu\|_2 > r] \\ &= \mathbb{E}_{z \sim \mathcal{N}(0, \sigma^2 I_d)} [|z + \mu| \mid \|z\|_2 > r] \\ &\leq \mathbb{E}_{z \sim \mathcal{N}(0, \sigma^2 I_d)} [|z| \mid \|z\|_2 > r] + |\mu|. \end{aligned}$$

Now, consider the expectation for an individual dimension, and note that $|z_i| > \frac{r}{\sqrt{d}} \forall i \implies \|z\|_2 > r$. So because the dimensions are independent, conditioning on this event can only increase the expectation:

$$\begin{aligned} \mathbb{E}_{z \sim \mathcal{N}(0, \sigma^2 I_d)} [|z_i| \mid \|z\|_2 > r] &\leq \mathbb{E}_{z_i \sim \mathcal{N}(0, \sigma^2)} \left[|z_i| \mid |z_i| > \frac{r}{\sqrt{d}} \right] \\ &= \mathbb{E}_{z_i \sim \mathcal{N}(0, \sigma^2)} \left[z_i \mid z_i > \frac{r}{\sqrt{d}} \right], \end{aligned}$$

where the equality is because the distribution is symmetric about 0. This last term is known as the *conditional tail expectation* of a Gaussian and is available in closed form:

$$\mathbb{E}_{z_i \sim \mathcal{N}(0, \sigma^2)} \left[z_i \mid z_i > \frac{r}{\sqrt{d}} \right] = \sigma \frac{\phi(F^{-1}(\alpha))}{1 - \alpha}.$$

where $\alpha = F(r/\sqrt{d})$. Combining the above results, squaring with $(a + b)^2 \leq 2(a^2 + b^2)$, and summing over dimensions, we get

$$\begin{aligned} \left\| \mathbb{E}[|z| \mid z \in B^e] \right\|_2^2 &\leq 2 \sum_{i=1}^d \mathbb{E}_{z_i \sim \mathcal{N}(0, \sigma^2)} \left[z_i \mid z_i > \frac{r}{\sqrt{d}} \right]^2 + 2\|\mu\|_2^2 \\ &= 2d \left[\sigma \frac{\phi(r/\sqrt{d})}{F(-r/\sqrt{d})} \right]^2 + 2\|\mu\|_2^2, \end{aligned}$$

as desired. □

Lemma F.5. For $\sigma, \epsilon > 0$, define $r = \sqrt{\epsilon}\sigma$. Then

$$\left[\frac{\phi(r)}{F(-r)} \right]^2 \leq \frac{1}{2} \exp\{2\epsilon(\sigma^2 - 1/2)\} [\epsilon\sigma^2 + 1].$$

Proof. We have

$$\phi(r) = \frac{1}{\sqrt{2\pi}} \exp\left\{-\frac{\epsilon}{2}\right\}$$

and

$$F(-r) \geq \frac{2 \exp\{-\epsilon\sigma^2\}}{\sqrt{\pi}(\sqrt{\epsilon}\sigma + \sqrt{\epsilon\sigma^2 + 2})}$$

(see [Kschischang](#)). Dividing them gives

$$\frac{\phi(r)}{F(-r)} \leq \frac{1}{2\sqrt{2}} \exp\{\epsilon(\sigma^2 - 1/2)\} \left[\sqrt{\epsilon}\sigma + \sqrt{\epsilon\sigma^2 + 2} \right].$$

Squaring and using $(a + b)^2 \leq 2(a^2 + b^2)$ yields the result. □