

Decode efficient prefix codes

Shashwat Banchhor^{*}, Rishikesh R. Gajjala^{*}, Yogish Sabharwal[†], and Sandeep Sen^{*‡}

^{*}Dept. of Comp. Science
Indian Institute of Technology
New Delhi, 110016, India
shashwatbanchhor12@gmail.com
rishikeshg@iisc.ac.in

[†]IBM Research
New Delhi
New Delhi, 110070, India
ysabharwal@in.ibm.com

[‡]Dept. of Comp. Science
Shiv Nadar University
U.P., 201314, India
ssen@snu.edu.in

Abstract

Data compression is used in a wide variety of tasks, including compression of databases, large learning models, videos, images, etc. The cost of decompressing (decoding) data can be prohibitive for certain real-time applications. In many scenarios, it is acceptable to sacrifice (to some extent) on compression in the interest of fast decoding. In this work, we introduce and study a novel problem of finding a prefix tree having the best decode time under the constraint that the code length does not exceed a certain threshold for a natural class of memory access cost functions that use blocking (also referred to as lookup tables), i.e., these decoding schemes access multiple prefix tree entries in a single access, using associative memory table look-ups. We present exact and approximation algorithms for this problem with theoretical guarantees that are based on dynamic programming and capitalize on interesting structures of the optimal solutions. To the best of our knowledge, there is no prior work that gives any provable theoretical guarantees for minimizing decode time along with the code length. We also demonstrate the performance benefits of our algorithm on different types of real world data sets, namely (i) a deep learning model (Mobilenet-V2); (ii) image and (iii) text data. We also implement and evaluate the performance of our algorithms on the GPU.

1 Introduction

Data compression algorithms aim to reduce the number of bits required to represent data in order to save storage capacity, speed up file transfer, and decrease costs for storage hardware and network bandwidth. Compression techniques are primarily divided into two categories: lossless and lossy. Lossless compression enables the data to be restored to its original state, without the loss of a single bit of data, when it is uncompressed (decoded). Huffman encoding is a basic and popular approach for lossless data compression; it is based on variable length prefix encoding[1], where the characters of the alphabet are encoded with variable length code words and no character encoding is the prefix of another. Huffman encoding is widely used in many mainstream applications including file compression (e.g. GZIP[2], PKZIP[2], BZIP2[3], etc.) and image and video storage formats (JPEG[4], PNG[5], MP3[6], etc.).

While most compression techniques focus on achieving maximum compression, there is an inherent cost of decompressing or decoding the data that can be prohibitive for certain real time applications. One such application is inference task in deep learning. The sizes of deep learning models are quite large, for instance AlexNet is 240MB[7] and VGGNet-16 is 552 MB[8]. Smaller models are obtained by using various techniques such as quantization of model parameters[9], use of lower precision[10] and more sophisticated approaches such as use of depth-wise separable convolutions, e.g. MobileNetV2[11]. MobileNetV2 is particularly designed for environments such as edge devices, mobile devices and sensors where the resource constraints are more stringent. Data compression is often used in conjunction with the above techniques to further reduce the memory consumption; for instance Han et al.[12] employ Huffman encoding to compress the model after applying quantization. The model is decoded in real-time when inference has to be performed.

Character	Frequency	Huffman Encoding
A	25	0
B	9	11
C	6	101
D	4	1001
E	1	10000
F	1	10001

(a)

Lookup Table I (2 bits)	
2 Bits lookup	Code
00	A,1
01	A,1
10	Table II
11	B,2

(b)

Lookup Table II (3 bits)	
3 Bits lookup	Code
000	E,3
001	F,3
010	D,2
011	D,2
100	C,1
101	C,1
110	C,1
111	C,1

(c)

Figure 1: Consider an alphabet with frequencies and Huffman encoding as shown in Table (a). Tables (b) and (c) illustrate the 1st and 2nd level lookup tables of width 2 and 3 bits respectively. If the code word is not found in the first table, it is redirected to the 2nd level lookup table. The number of input bits to skip is also stored in the table along with the decoded character.

In such settings, that require decoding to be performed in real-time, it is acceptable to sacrifice the compression ratio to a small extent if it results in improved decode time as this is a critical aspect for a good user experience. Moreover, as the data is encoded only once, it is acceptable to spend extra time in the encoding process to suitably compress the data so that it can be decoded quickly.

Decoding of Huffman coded data is typically performed using lookup tables; code trees are employed where small tables are used to represent subtrees[13]. Thus a number of input bits are used to lookup a table; if w bits are used (called the width of the table), then the size of the table is 2^w . If a prefix of the lookup bits forms a valid code word, then the table entry points to the corresponding code word and the input slides ahead by the number of bits used in the encoding of the code word. Otherwise, the table entry points to another table wherein a lookup is performed with the next fixed number of bits (possibly different than w) of the input; this is repeated until a valid word is decoded. This is illustrated in Figure 1. The prefix tree can be viewed as multiple levels of blocks where each block corresponds to a lookup table used during decoding. We refer to this scheme of using multiple lookup tables (blocks) as *blocking*. Figure 2 provides an illustration of a blocking scheme.

The choice of the size of the blocks provides a trade-off between memory consumption and decode time; if a single large block is used, memory may be wasted whereas if a complete code tree is used then too many conditional statements are required for decoding impacting the decode time. In a related setting, lookup tables (blocks) are used for decoding based on the memory hierarchy; the initial level blocks are placed in fast small memories such as cache or scratchpad and typically have a small size, and subsequent blocks are larger and are placed in main memory. In this setting, the cost of accessing different blocks varies as a function of memory hierarchy levels. The faster memories can be quite small limiting the size of the tables that can be kept in them. For instance the unified cache can be as small as 4KB in ARM processors that are frequently used in sensor devices [14]. On GPUs, the shared memory that serves as a user managed scratchpad can be as small as 16KB and is shared by many threads. Moreover, operations other than decoding also compete for fast memory resources.

Though the Huffman tree is the optimal prefix tree in terms of code length, it is not optimal in terms of decode time as accommodating more frequent characters in *block levels* closer to root can reduce the decode time. Figure 3 demonstrates an example in which the Huffman tree (shown in (a)) has a higher decode time in comparison to another prefix tree (shown in (b)). *Note that in the absence of blocking, the Huffman tree would be the best prefix tree with respect to both, code length as well as decode time.*

Motivated by the above scenarios, we define a new problem wherein we seek to find the best prefix tree, i.e., having the minimum decode time under the constraint that the code length does not exceed a specified threshold. We next define the problem formally.

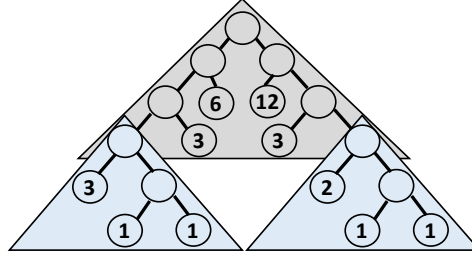


Figure 2: Illustration of blocking scheme $\langle(3,1),(2,1)\rangle$.

1.1 Problem Definition. Consider an alphabet C . For each character c in C , let the attribute $freq(c)$ denote the frequency of c in the input data to be encoded. Given a prefix tree T corresponding to a prefix code for C , let $d_T(c)$ denote the depth of the leaf corresponding to the encoding of c in the tree. Note that $d_T(c)$ is also the length of the codeword for character c . The average code length of the encoding represented by the tree T is given by

$$len(T) = \sum_{c \in C} freq(c) \cdot d_T(c) \quad (1.1)$$

A *blocking scheme* of m block levels is a sequence of m block parameters, $\langle(w_1, q_1), (w_2, q_2), \dots, (w_m, q_m)\rangle$, where w_j and q_j specify the width (number of bits) used to address a block and the access cost of a block respectively at *block level* j in the tree. For a blocking scheme, BS , the number of memory hierarchies, denoted $k(BS)$, is the number of times the access cost changes when traversing the blocks in order, i.e.,

$$k(BS) = 1 + \sum_{i \in [2, m]: q_i \neq q_{i-1}} 1$$

For a character c having depth $d_T(c)$ in a prefix tree T , the cost of looking up (decoding) the character under the scheme BS , $\Delta_T(c)$, is given by the total sum of the cost of accessing the blocks starting from the first *block level* up to the *block level* to which the character belongs, i.e.,

$$\Delta_T(c) = \sum_{i \leq W(c)} q_i \quad (1.2)$$

$$\text{where } W(c) = \operatorname{argmin}_h \left\{ \sum_{j=1}^h w_j \geq d_T(c) \right\}$$

The decode time of the encoding for a prefix tree T is given by:

$$\Delta(T) = \sum_{c \in C} freq(c) \cdot \Delta_T(c). \quad (1.3)$$

DEFINITION: (DOPT) Given a blocking scheme BS and parameter \mathcal{L} , called the *permitted code length*, the goal of our problem is to determine a prefix tree, T , that minimizes $\Delta(T)$ subject to $len(T) \leq \mathcal{L}$. We call this the *decode optimal prefix tree problem* and denote it by DOPT(L). With slight abuse of notation, we shall also refer to the decode time of the associated solution as DOPT(L).

1.2 Related work. There have been several efforts to improve the decode time. However, to the best of our knowledge, there is no prior work that gives any provable theoretical guarantees for minimizing decode time along with the code length.

Sen et al [15] proposed a multiple hierarchy model which is an extension of Aggarwal and Vitter's IO model [16]. Their model can be represented using our model. Each hierarchy L_i of their model can be

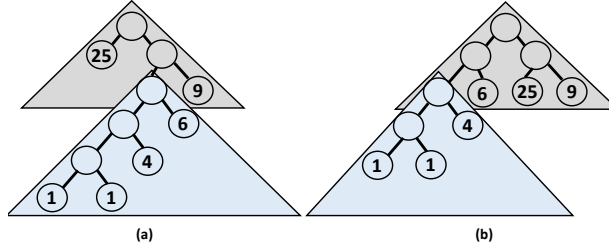


Figure 3: Consider the alphabet of Figure 1 and the blocking scheme where the first block is of width 2 bits & access cost 1 unit and the second block is of width 3 bits & access cost q units i.e. BS is $\langle (2,1), (3,q) \rangle$. (a) Illustrates the corresponding Huffman tree that has code length of $5 \cdot 1 + 5 \cdot 1 + 4 \cdot 4 + 3 \cdot 6 + 2 \cdot 9 + 1 \cdot 25 = 87$ and decode time of $(1+q) \cdot 1 + (1+q) \cdot 1 + (1+q) \cdot 4 + (1+q) \cdot 6 + 1 \cdot 9 + 1 \cdot 25 = 46 + 12q$; (b) Illustrates another prefix tree with higher code length of $4 \cdot 1 + 4 \cdot 1 + 3 \cdot 4 + 2 \cdot 6 + 2 \cdot 25 + 2 \cdot 9 = 100$ but a better decode time of $(1+q) \cdot 1 + (1+q) \cdot 1 + (1+q) \cdot 4 + 1 \cdot 6 + 1 \cdot 25 + 1 \cdot 9 = 46 + 6q$

translated to some k_i blocks of different widths each having the same access cost in our model. That is each L_i corresponds to $\langle (w_{r+1}, q), \dots, (w_{r+k_i}, q) \rangle$ for some r , where $\sum_{j=1}^{k_i} w_{r+j} = L_i$ in our blocking scheme.

Moffat and Turpin [13] propose a method for fast decoding of Huffman trees that looks up one entry of an *offset* array (sequentially) for every bit of the compressed data read from the input. To further speed up their algorithm, they use a lookup table using a fixed number of bits from the input; this exactly corresponds to the first level block in the blocking scheme setup. This is then followed by looking up an entry of the offset array for every subsequent bit of the input. Thus, their scheme can be viewed as a $\langle (w, 1), (1, q), (1, q), \dots \rangle$ in our setup where w is the bit-width of the table and q is the access cost of the memory where the array is stored. We note that the blocking scheme is a generalization of the lookup table scheme employed in [13]. We also note that [13] do not restructure the prefix tree by changing the length of any character in the encoding. Thus our algorithms can be used in conjunction with the method of [13]; we show some results to this effect in the experimental results section.

In Length limited Huffman coding[17], the authors consider building an optimal prefix tree having minimum code length given a bound on the height of the tree. However, their work does not support the concept of blocking (for multiple lookup tables) and does not consider memory hierarchies.

As mentioned earlier, lookup tables[13] are commonly used to improve the decode time. However, there is no existing work that considers lookup tables in the hierarchical memory setting. Moreover, this line of work only considers given prefix encodings; they do not design new encodings to take advantage of the lookup table sizes. Lookup tables form the basis for our work as this technique has been successfully used in practice and has been shown to give good speedups for decode time.

Hashemian[18] used a tree clustering algorithm to improve the decode time. Their work does not provide any theoretical guarantees.

1.3 Our Contributions.

Our first result is an exact algorithm to compute an optimal solution:

THEOREM 1.1. *There exists a dynamic program algorithm to solve the DOPT(\mathcal{L}) problem that runs in time $O(n^3 \cdot \mathcal{L})$.*

Our second result is a strongly polynomial pseudo approximation algorithm:

THEOREM 1.2. *There exists a dynamic program algorithm that returns a prefix-tree having codelength at most $(1+\epsilon) \cdot \mathcal{L}$ and decode time $\leq DOPT(\mathcal{L})$. The running time of the algorithm is $O(n^4/\epsilon)$.*

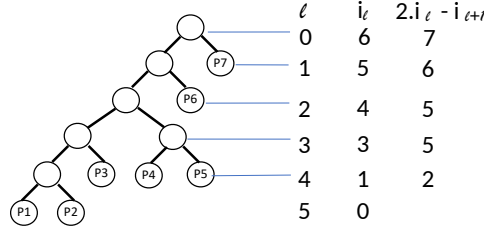


Figure 4: Illustration of the calculation of the number of characters below level ℓ ($2i_\ell - i_{\ell+1}$). This figure is taken from [20].

In practice, the number of memory hierarchies, k , is typically a small constant. Our next result is a more efficient pseudo approximation algorithm for this case:

THEOREM 1.3. *For the case where the number of memory hierarchies, k , is a constant, there exists a dynamic program algorithm that returns a prefix tree having code-length at most $(1 + \epsilon) \cdot (1 + \delta) \cdot \mathcal{L}$ and decode time $\leq (1 + \delta) \text{DOPT}(\mathcal{L})$. The running time of the algorithm is $O\left(\frac{n^2 \cdot k^2 \log^2(n)}{\epsilon \cdot \delta^2}\right)$. This is $O\left(\frac{n^2 \cdot \log^2(n)}{\epsilon \cdot \delta^2}\right)$ when k is a constant.*

We also run our algorithm on real-world data sets. We implement our algorithms on the GPU for deep learning inference task and observe 8%-26% improvement in decode time with 2-3% relaxation over the Huffman encoding code length for various blocking schemes. We also simulate the decoding for different architectures with a varying range of practical memory access latencies and predict up to $\sim 2x$ reduction in decoding time for different blocking schemes.

2 Preliminaries: a DP for Huffman codes

Our algorithm builds on the dynamic program for Huffman codes proposed by Larmore and Przytycka[19]. This dynamic program was proposed to provide a more efficient parallel implementation; though it is an $O(n^2)$ algorithm in the sequential setting, it runs in $O(\log n)$ time in the PRAM model.

Consider a prefix tree, T . The nodes of T can be classified as either leaf nodes (i.e., nodes with no child nodes), or internal nodes (i.e., nodes with exactly 2 child nodes). Leaf nodes represent characters of the alphabet. Let $d_T(u)$ denote the depth of any node in the tree, T (with the root being at depth 0). The depth (or height) of the tree, denoted $h(T)$ is the maximum depth of any node in the tree, i.e., $h(T) = \max_{u \in T} \{d_T(u)\}$. We use the variable ℓ to refer to the level starting from the top of the tree ($\ell = 0$ for the root). Further, let i_ℓ denote the number of internal nodes at or deeper than level ℓ . This is illustrated in Figure 4.

The following proposition relates the number of characters below some level with the number of internal nodes at different levels.

PROPOSITION 2.1. *The number of characters below (deeper than) level ℓ is $2i_\ell - i_{\ell+1}$.*

The formal proof of the proposition can be found in [20]. The intuitive idea is as follows: to form each internal node we need two child nodes (can be either internal or leaf). Hence, for i_ℓ internal nodes we would require $2i_\ell$ nodes at or deeper than level $(\ell+1)$. Since of these $2i_\ell$ nodes $i_{\ell+1}$ are internal nodes at or deeper than level $(\ell+1)$, the number of characters or leaf nodes below level ℓ must be $2i_\ell - i_{\ell+1}$.

The following result from Golin and Zhang[20] specifies a condition for us to be able to construct a valid prefix tree. The proof can be found in [20].

THEOREM 2.1. *Given a decreasing sequence of integers, $\langle i_0 = n-1, i_1, \dots, i_h = 0 \rangle$, such that $\forall \ell \leq h-1$, $2i_\ell - i_{\ell+1} \leq n$, it is possible to construct a prefix tree of height h such that the number of internal nodes at or below level ℓ is i_ℓ .*

Lastly, the following result from Golin and Zhang[20] helps us to rewrite the codelength of the code represented by a prefix tree as the sum of contributions of prefix sums at each level.

THEOREM 2.2. *Let P be prefix sum array of frequencies $P_i = \sum_{j=1}^i f_j$, where frequencies are sorted in increasing order of the depths of the characters in the tree T . Then the codelength of the tree, T , can be written as a sum of h prefix sums, where each sum represents the codelength contribution by each level of the tree, i.e.,*

$$\text{len}(T) = \sum_{\ell=0}^{h-1} P_{2i_\ell - i_{\ell+1}}.$$

The formal proof can be found in [20]. The intuitive idea is as follows: by the definitions of $\text{len}(T)$ and $d_T(c)$ (Eqn 1.1 and 1.2), we have

$$\text{len}(T) = \sum_{c \in C} \text{freq}(c) \cdot d_T(c) = \sum_{c \in C} \sum_{\ell=1}^{d_T(c)} \text{freq}(c)$$

By rearranging the summation over each level and using proposition 1, we get

$$\text{len}(T) = \sum_{\ell=0}^{h-1} \sum_{j=1}^{2i_\ell - i_{\ell+1}} f_j$$

and viewing the inner sum as prefix sum, we get

$$\text{len}(T) = \sum_{\ell=0}^{h-1} P_{2i_\ell - i_{\ell+1}}$$

The goal of Golin and Zhang[20] is to determine a prefix tree, T , for which the codelength, i.e., $\text{len}(T)$ is minimum. The idea of their dynamic program is as follows. Let $H(i)$ denote the minimum codelength amongst all forests having exactly i internal nodes. Then $H(n-1)$ yields the optimal codelength. As mentioned in theorem 2.1, it suffices to obtain a sequence of i_ℓ 's to determine the prefix tree. Suppose that $i_\ell = i$ and $i_{\ell+1} = j$, then it is straightforward to see that $H(i) = H(j) + P_{2i-j}$. This allows us to design the following recurrence to determine optimal values of i_ℓ 's:

$$H(i) = \min_{j \in [\max(0, 2i-n), i-1]} H(j) + P_{2i-j}$$

Here, $H(0)$ and P_0 are initialized to 0.

Time complexity: As there are n entries of H and each entry requires $O(n)$ computations to compare the recurrences, the algorithm takes $O(n^2)$ time.

Remark: We use a slightly different notion of level than [20]. While [20] considers levels starting with the bottom most level as 0 and increasing up to the root, we consider levels to start with 0 from the root and increasing down the tree. The above theorems and lemmas have been rephrased accordingly.

3 An exact DP (ALG1): Proof of Theorem 1.1

We start with a simple proposition.

PROPOSITION 3.1. *A character having higher frequency will appear at the same or lower level (that is closer to the root) than a character having lower frequency.*

Algorithm 1: DP for Huffman

Input: Alphabet $C = \{c_1, c_2, \dots, c_n\}$; with *frequencies* $= \{f_1, f_2, \dots, f_n\}$;

Output: Huffman codelength

```
1  $H(0) := 0$ 
2 for  $i \leftarrow 1$  to  $(n-1)$  do
3    $bestLen := \infty$ 
4   for  $j \leftarrow \max(0, 2i-n)$  to  $i-1$  do
5      $codeLen := H(j) + P_{2i-j}$ 
6     if  $codeLen \leq bestLen$  then
7        $bestLen := codeLen$ 
8    $H(i) := bestLen$ 
9 return  $H(n-1)$ 
```

The proposition is easy to verify - if this was not true, one could simply swap the two characters thereby improving the code length as well as the decode time.

A key aspect of the dynamic program for minimizing the codelength presented in the previous section is that for a prefix tree of height h , the codelength could be represented as sum of h prefix-sums where each prefix-sum represents the codelength contribution by the corresponding level. We will now show that the decode time can also be written as a sum of h terms, where each term corresponds to the decode time contribution by the corresponding level in the tree, i.e. the codelength contribution multiplied by the access cost at that level. This result is captured in Lemma 3.1. For this, we shall associate cost, \hat{q}_i with a level i in the tree as follows: if the level i corresponds to the first (top) level of block j , then we take $\hat{q}_i = q_j$, else we take $\hat{q}_i = 0$. Note that if h represents the total height of the tree.

LEMMA 3.1.

$$\Delta(T) = \sum_{\ell=0}^{h-1} \hat{q}_{\ell+1} \cdot (P_{2i_\ell - i_{\ell+1}})$$

Proof. By definition of $\Delta(T)$ and $\Delta_T(c)$ (Eqn 1.2 and 1.3) we have

$$\begin{aligned} \Delta(T) &= \sum_{c \in C} (freq(c) \cdot (\Delta_T(c))) \\ &= \sum_{c \in C} \left(freq(c) \cdot \left(\sum_{i \leq W(c)} q_i \right) \right) \end{aligned}$$

By using the definition of \hat{q}_i we get

$$\Delta(T) = \sum_{c \in C} \left(freq(c) \cdot \left(\sum_{i \leq d_T(c)} \hat{q}_i \right) \right)$$

By rearranging the summation over each level and using proposition 2.1 we get

$$\Delta(T) = \sum_{\ell=0}^{h-1} \left(\hat{q}_{\ell+1} \cdot \sum_{j=1}^{2i_\ell - i_{\ell+1}} f_j \right)$$

and using Theorem 2.2 we get

$$\Delta(T) = \sum_{\ell=0}^{h-1} \hat{q}_{\ell+1} \cdot P_{2i_{\ell}-i_{\ell+1}}$$

This completes the proof of the Lemma. \square

Thus, it remains to find a sequence of i_i 's as before except that now the goal is to minimize the decode-time, $\Delta(T)$, of the tree. We describe a recurrence to obtain such a sequence. Let $D(i, \ell, L)$ denote the minimum decode time amongst all forests rooted at level ℓ , having i internal nodes with codelength at most L (here, the codelength of the forest is the sum of the codelengths of the trees in the forest).

A dynamic program using the above recurrence can be designed as follows. Let h be some upper bound on the height of the optimal prefix tree.

Base Case: For all forests with no internal nodes, we initialize the decode time to 0, i.e.,

$$\forall \ell \in [0, h] \text{ and } L \in [0, \mathcal{L}]: D(0, \ell, L) = 0$$

Inductive Case: To compute $D(i, \ell, L)$, we iterate over the number of internal nodes that are at depths strictly greater than ℓ . If j internal nodes are at depths strictly greater than ℓ , then there are $(2i-j)$ characters at depths strictly greater than ℓ and $\hat{q}_{\ell+1} \cdot P_{2i-j}$ is the decode-time contribution of all the characters having level(depth) $> \ell$, due to the access at level $(\ell+1)$. Furthermore, $D(j, \ell+1, L')$ denotes the decode time contributed by all accesses made at depths greater than $\ell+1$. This yields the following recurrence:

$$D(i, \ell, L) = \min_{j \in [\max(0, 2i-n), i-1]} \{D(j, \ell+1, L') + \hat{q}_{\ell+1} \cdot P_{2i-j}\} \quad (3.4)$$

where $L' = L - P_{2i-j}$. We only need to recurse if $L' > 0$. The tree with the optimal decode time can be obtained by maintaining the parent pointers of each update and backtracking.

Time complexity: There are h levels, $O(n)$ characters and $O(\mathcal{L})$ values for code length; hence there are $O(nh\mathcal{L})$ cells in the table. Each cell can be filled in $O(n)$ time. Hence the time complexity is $O(n^2h\mathcal{L})$. Taking the upper bound for the height, h , as n , we get the time complexity to be $O(n^3\mathcal{L})$. As \mathcal{L} may not be polynomial in n , this is a pseudo-polynomial time algorithm.

In practice, the number of block levels, m in the blocking scheme is often a constant. A slight modification of our dynamic program can solve the problem exactly for this case in strongly polynomial time. The proof is deferred to the appendix.

THEOREM 3.1. *There exists a dynamic program algorithm to solve the DOPT(\mathcal{L}) problem that runs in time $O(n^{3+m})$ for m block levels.*

4 A pseudo approximation algorithm (ALG2): Proof of Theorem 1.2

The algorithm presented in the previous section has linear running time dependency on the parameter \mathcal{L} . In this section, we propose a pseudo approximation algorithm that runs in time $O(n^4/\epsilon)$ and returns a prefix tree having codelength bounded by $(1+\epsilon) \cdot \mathcal{L}$. For this we restrict the parameter L to only take on values that are multiples of $\lambda = \lfloor (\epsilon \cdot \mathcal{L}) / 2h \rfloor$ ranging from $0 \cdot \lambda$ upto $((2h/\epsilon) + h) \cdot \lambda$ where h is some upper bound on the height of the optimal prefix tree (Since we do not know the actual height of the optimal tree, we will eventually take h to be n). We denote the dynamic program table maintained by this algorithm with \bar{D} .

We define a rounding function \mathbf{r} as follows:

$$\mathbf{r}(x) = \left\lceil \frac{x}{\lambda} \right\rceil \cdot \lambda.$$

The recurrence for the dynamic program in the previous section is now changed as follows. The base case is modified as follows: for all forests with no internal nodes, we initialize the decode time to 0, i.e., $\forall \ell \in [0, h]$ and L a multiple of λ and $L \in [0, \mathbf{r}(\mathcal{L}) + h\lambda]$:

$$D(0, \ell, L) = 0.$$

Algorithm 2: Exact algorithm

Input: Alphabet $C = \{c_1, c_2, \dots, c_n\}$; with *frequencies* $= \{f_1, f_2, \dots, f_n\}$; Codelength Restriction \mathcal{L}

Output: Minimum Decode Time among trees having codelength less than \mathcal{L}

```
1 for  $\ell \leftarrow 0$  to  $h$  do
2   for  $L \leftarrow 0$  to  $\mathcal{L}$  do
3      $D(0, \ell, L) := 0$ 
4 for  $i \leftarrow 1$  to  $(n-1)$  do
5   for  $\ell \leftarrow (h-1)$  downto 0 do
6     for  $L \leftarrow 0$  to  $\mathcal{L}$  do
7        $bestTime := \infty$ ;
8       for  $j \leftarrow \max(0, 2i-n)$  to  $i-1$  do
9          $decTime := \infty$ 
10         $L' = L - P_{2i-j}$ 
11        if  $0 \leq L'$  then
12           $decTime := D(j, \ell+1, L') + \hat{q}_{\ell+1} \cdot P_{2i-j}$ 
13          if  $decTime < bestTime$  then
14             $bestTime := decTime$ 
15         $D(i, \ell, L) := bestTime$ 
16 return  $D(n-1, 0, \mathcal{L})$ ;
```

and the inductive step is modified as follows:

$$\bar{D}(i, \ell, L) = \min_{j \in [\max(0, 2i-h), i-1]} \{ \bar{D}(j, \ell+1, L') + \hat{q}_{\ell+1} \cdot P_{2i-j} \} \quad (4.5)$$

where $L' = L - \mathbf{r}(P_{2i-j})$. Note that we only update entries of \bar{D} for which the L parameter is itself a multiple of λ . It is easy to see that the L parameter will take on only $O(h/\epsilon)$ values. The table can accordingly be compressed and maintained only for these entries, however we omit these implementation details in the interest of better readability.

The following Lemma shows we can get decode time $\leq DOPT(\mathcal{L})$ by sacrificing an additive λ factor for every level in the code length.

LEMMA 4.1. *For any valid values of i , ℓ and L :*

$$D(i, \ell, L) \geq \bar{D}(i, \ell, \mathbf{r}(L)) + (h - \ell) \cdot \lambda$$

Proof. In our proof we will be using the following fact:

PROPOSITION 4.1. *Let L' and L'' be multiples of λ . Then, $\bar{D}(z, \ell+1, L') \geq \bar{D}(z, \ell+1, L'')$ whenever $L' \leq L''$.*

This proposition holds because the best solution having code length at most L' is also a candidate solution having code length at most L'' (other parameters remaining same).

We now prove the lemma by induction on the value of ℓ decreasing from h to 0.

For $\ell = h$: From our initialization, the entries of D and \bar{D} are all initialized to 0 for $\ell = h$ and hence the claim trivially holds.

For $\ell < h$: Consider $D(i, \ell, L)$. From recurrence (4.5), there must be some choice of j for which $D(i, \ell, L)$ is minimized. Let z be that choice of j , i.e.,

$$D(i, \ell, L) = D(z, \ell+1, L - P_{2i-z}) + \hat{q}_{\ell+1} \cdot P_{2i-z}$$

Algorithm 3: Pseudo-approximate algorithm

Input: Alphabet $C = \{c_1, c_2, \dots, c_n\}$; with *frequencies* $= \{f_1, f_2, \dots, f_n\}$; Codelength Restriction \mathcal{L} ;
Approximation constant ϵ

Output: Minimum Decode Time among trees having codelength less than $(1+\epsilon) \cdot \mathcal{L}$

```
1  $\lambda = \lfloor (\epsilon \cdot \mathcal{L}) / 2h \rfloor$ 
2 for  $\ell \leftarrow 0$  to  $n$  do
3   for  $b \leftarrow 0$  to  $((2h/\epsilon) + h)$  do
4      $L = b \cdot \lambda$ 
5      $\overline{D}(0, \ell, L) := 0$ 
6 for  $i \leftarrow 1$  to  $(n-1)$  do
7   for  $\ell \leftarrow (h-1)$  downto  $0$  do
8     for  $b \leftarrow 0$  to  $((2h/\epsilon) + h)$  do
9        $L = b \cdot \lambda$ 
10       $bestTime := \infty$ 
11      for  $j \leftarrow \max(0, 2i-n)$  to  $i-1$  do
12         $decTime := \infty$ 
13         $L' = L - \mathbf{r}(P_{2i-j})$ 
14        if  $0 \leq L'$  then
15           $decTime := \overline{D}(j, \ell+1, L') + \hat{q}_{(\ell+1)} \cdot P_{2i-j}$ 
16          if  $decTime < bestTime$  then
17             $bestTime := decTime$ 
18         $\overline{D}(i, \ell, L) := bestTime$ 
19 return  $D(n-1, 0, \mathbf{r}(\mathcal{L}) + h \cdot \lambda)$ 
```

Taking $\theta = \hat{q}_{\ell+1} \cdot P_{2i-z}$ we obtain the following relations:

$$\begin{aligned} D(i, \ell, L) &= D(z, \ell+1, L - P_{2i-z}) + \theta \\ &\geq \overline{D}(z, \ell+1, \mathbf{r}(L - P_{2i-z}) + (h - \ell + 1)\lambda) + \theta \\ &\geq \overline{D}(z, \ell+1, \mathbf{r}(L) - [\mathbf{r}(P_{2i-z}) - \lambda] + (h - \ell + 1)\lambda) + \theta \\ &= \overline{D}(z, \ell+1, \mathbf{r}(L) - \mathbf{r}(P_{2i-z}) + (h - \ell)\lambda) + \theta \\ &\geq \overline{D}(i, \ell, \mathbf{r}(L)) \end{aligned}$$

where the first inequality follows by induction, the second inequality follows from Proposition 4.1 and the last inequality follows from the fact that every z that is a candidate for consideration in recurrence (3.4) for $D(i, \ell, L)$ is also a candidate for consideration in recurrence (4.5) for $\overline{D}(i, \ell, \mathbf{r}(L))$.

This completes the proof of the Lemma. \square

From the previous section, we know that the optimal solution is captured by $D(h-1, 0, \mathcal{L})$. Hence the above Lemma implies that the optimal solution is also captured by $\overline{D}(h-1, 0, \mathbf{r}(\mathcal{L}) + h \cdot \lambda)$.

Time complexity: There are at most $O(h)$ levels and $O(n)$ characters. L can have at most $O(h/\epsilon)$ possible values. Hence, there are $O(nh^2/\epsilon)$ cells in the table. Each cell can be filled in at most $O(n)$ time. So the time complexity is $O(n^2h^2/\epsilon)$. Since there are a total of h recursive calls, the error in code

length is bounded by $h\lambda \leq \epsilon \cdot \mathcal{L}$. Thus, we can find a prefix tree having code length less than $(1+\epsilon) \cdot \mathcal{L}$ and decode time $\leq DOPT(\mathcal{L})$ in $O(n^2 h^2 / \epsilon)$ time. Taking the upper bound for the height, h , as n , we get the time complexity to be $O(n^4 / \epsilon)$.

5 A more efficient DP (ALG3): Proof of Theorem 1.3

Consider the blocking scheme in the definition of the *DOPT* problem. As mentioned in the introduction, the number of memory hierarchies, k , is typically a small constant in practice. We now present a more efficient dynamic program based pseudo-approximation algorithm for the case when the number of hierarchies is constant.

We first prove some results (c.f. Propositions 5.1, 5.2 and Lemma 5.1) required in the formulation of our new dynamic program. The following proposition shows that given a set of characters, we can construct a (nearly complete) prefix tree of depth $\lceil \log n \rceil$.

PROPOSITION 5.1. *Let C denote a set of characters. There exists a prefix tree for C having depth $\lceil \log |C| \rceil$.*

Proof. It is easy to verify that we can place $2^{\lceil \log |C| \rceil} - |C|$ characters at depth $\lceil \log |C| \rceil - 1$ in the subtree and the remaining characters at depth $\lceil \log |C| \rceil$ to form a valid prefix tree (additional nodes are added to serve as internal nodes). \square

Consider a set of characters, C . The following proposition shows that given an arbitrary tree, T , with characters of C appearing as leaf nodes in T , we can always construct a valid prefix tree over C that has height no more than that of T and in which each character appears at a lower depth than it does in T .

PROPOSITION 5.2. *Let C denote a set of characters. Given a tree, T , in which the characters of C appear as leaf nodes, there exists a valid prefix tree, T' , over C that has no greater height than T and in which $d_{T'}(c) \leq d_T(c) \forall c \in C$.*

Proof. We start with the tree T and iteratively modify it until we obtain a valid prefix tree.

We find a node that violates any of these conditions and modify the tree as follows:

- If there is a node u that is a leaf node but does not correspond to a character: We simply delete the node u .
- If there is a node u that has only one child: Let the child node be v . We simply remove u and directly attach v to the parent of u .

It is easy to see that when no more violating nodes are left, we get a valid prefix tree. It is also straightforward to observe that we never increase the depth of any node in this process. \square

The following Lemma shows that there cannot be too many levels in the optimal prefix tree between two consecutive characters of the alphabet when sorted in order of frequencies.

LEMMA 5.1. *If c_i is a character at level ℓ and c_{i+1} is at level ℓ' then $\ell' - \ell < \lceil \log(n) \rceil$.*

Proof. We prove this by contradiction. Suppose in the optimal tree T , $d_T(c_{j+1}) - d_T(c_j) \geq \lceil \log(n) \rceil$ for some j . Let C denote the set of all the characters having depth more than $d_T(c_{j+1})$. Note that these characters have depth more than $d_T(c_j) + \lceil \log n \rceil$. Using Proposition 5.1, we can construct a valid prefix tree T_C over the characters C having depth at most $\lceil \log |C| \rceil$. Consider any internal node, say u at the same depth as c_j (such a node must exist as there are more characters at depth $> d_T(c_j)$). We first delete all the characters of C from T and then we delete the subtree at u and replace it with T_C (root of T_C replacing u). Note that in the resulting tree, all the characters are at a depth no more than their depth in T . Now, by Proposition 5.2, we can modify this tree to make it a valid prefix tree. In the process, we have only reduced the height of the characters and therefore reduced both the decode time as well as the codelength. Hence the tree T could not have been an optimal tree – contradiction. \square

The following lemma shows that there exists a tree having bounded height that has almost the same code length and decode time as the optimal prefix tree of *DOPT*.

LEMMA 5.2. *There exists a prefix tree, T' , for which the decode time and the code length are respectively at most $(1+\delta)$ times those of *DOPT* and the height of T' is no more than $2k \cdot \lceil 1/\delta \rceil \cdot \lceil \log n \rceil$.*

Proof. Let h^* denote the height (total number of levels) of the optimal prefix tree (solution to *DOPT*). If $h^* \leq 2k \cdot \lceil 1/\delta \rceil \cdot \lceil \log(n) \rceil$, then the claim is trivially satisfied. We therefore focus on the case when $h^* > 2k \cdot \lceil 1/\delta \rceil \cdot \lceil \log(n) \rceil$. As there are at most k memory hierarchies, at least one of these has more than $2 \cdot \lceil 1/\delta \rceil \cdot \lceil \log(n) \rceil$ levels. Let us focus on one such memory hierarchy. Consider $2 \cdot \lceil 1/\delta \rceil$ partitions of these levels, each comprising of $\lceil \log n \rceil$ consecutive levels in this hierarchy. Lemma 5.1 implies that each of these partitions has at least one character. Pick one such character c_i from the $\lceil 1/\delta \rceil^{\text{th}}$ partition, and let its level be ℓ in the tree.

Let T^* be the prefix tree corresponding to the optimal solution *DOPT*(\mathcal{L}). We modify T^* to construct another prefix tree, T' as follows:

- all the characters up to $\ell + \lceil \log n \rceil$ retain the same level as in T^* , except for c_i (described next);
- c_i is replaced with a new internal node, say u , and c_i is made the child of u (now c_i is at level $\ell + 1$).
- We call a character of T^* *deep* if it has depth more than $2k \cdot \lceil 1/\delta \rceil \cdot \lceil \log(n) \rceil$. Let γ be the number of deep characters in T^* . Using proposition 5.1, there exists a subtree comprising of all the deep characters of T^* , having depth at most $\lceil \log \gamma \rceil \leq \lceil \log n \rceil$. We attach this subtree as the second child of u . The level of any of the characters in this subtree is no more than $\ell + \lceil \log n \rceil + 1$.

We now show that the codelength and decode time of T' are no more than $(1 + \delta)$ times the corresponding parameters of T^* .

Note that both the code length and decode time of the deep characters of T^* only reduces as their depth reduces in T' . Therefore the code length and decode time can only increase due to the character c_i moving one level down.

Let us first analyze the increase in code length due to c_i moving one level down. Recall that the memory hierarchy to which c_i belonged was divided into $2 \lceil 1/\delta \rceil$ partitions and c_i belongs to the $\lceil 1/\delta \rceil^{\text{th}}$ partition. Moreover each partition contains a character. Thus there are at least $\lceil 1/\delta \rceil$ characters having level same or above that of c_i with higher frequencies. Thus $\text{len}(T^*) \geq \lceil 1/\delta \rceil \cdot f_i$. The increase in code length incurred by moving c_i down one level is f_i . Thus $f_i \leq \delta \cdot (\lceil 1/\delta \rceil \cdot f_i) \leq \delta \cdot \text{len}(T^*)$. Therefore $\text{len}(T') \leq (1+\delta) \cdot \text{len}(T^*) \leq (1+\delta) \cdot \mathcal{L}$.

We analyze the increase in decode time due to c_i moving one level down. Let the block access cost of the memory hierarchy to which c_i belongs be q . As there are at least $\lceil 1/\delta \rceil$ characters at levels above c_i having higher frequencies and belonging to the same memory hierarchy, it follows that $\Delta(T^*) \geq \lceil 1/\delta \rceil \cdot q \cdot f_i$. Moreover, as there are more partitions below c_i , the next level must also be in the same memory hierarchy. It is possible that the next level corresponds to the start of a new block. Thus the increase in decode time due to c_i moving to the next level is at most $q \cdot f_i$. Thus $q \cdot f_i \leq \delta \cdot (\lceil 1/\delta \rceil \cdot q \cdot f_i) \leq \delta \cdot \Delta(T^*)$. Therefore $\Delta(T') \leq (1+\delta) \cdot \Delta(T^*)$. \square

Given the above Lemma, the algorithm is quite straightforward - we simply run the dynamic program for the pseudo-approximation algorithm described in the previous section by bounding the h parameter by $2k \cdot \lceil \log(n) \rceil \lceil 1/\delta \rceil$.

Time Complexity: The analysis is same as that of Algorithm 3 in the previous section; we know that the time taken is $O(h^2 n^2 / \epsilon)$. Taking the bound on the height h to be $2k \cdot \lceil \log(n) \rceil \lceil 1/\delta \rceil$, the running time becomes $O\left(\frac{n^2 \cdot k^2 \log^2(n)}{\epsilon \cdot \delta^2}\right)$. For constant k , this yields a complexity of $O\left(\frac{n^2 \cdot \log^2(n)}{\epsilon \cdot \delta^2}\right)$.

Alphabet size	BS1	Blocking Scheme BS2			BS3		
	$\epsilon=0.02$	$\epsilon=0.02$	$\epsilon=0.03$	$\epsilon=0.06$	$\epsilon=0.02$	$\epsilon=0.03$	$\epsilon=0.06$
64	1.01	1.03	1.03	1.04	1.00	1.00	1.00
128	1.08	1.02	1.04	1.06	1.04	1.06	1.08
256	1.15	1.05	1.06	1.07	1.04	1.04	1.06
512	1.10	1.07	1.07	1.07	1.01	1.01	1.01
1024	1.26	-	-	-	-	-	-

Figure 5: Speedup obtained on the GPU for Mobilenet-V2 with varying quantization states (alphabet size) using the pseudo-approximation algorithm (ALG2). The first level lookup table is kept in the shared memory. All lookup tables are 4-bit. The blocking schemes used are BS1: $\langle(4,1),(4,1),\dots\rangle$; BS2: $\langle(4,1),(4,20),(4,20),\dots\rangle$; and BS3: $\langle(4,1),(1,20),(1,20),\dots\rangle$.

6 Experimental results

One of the more popular and effective techniques for reducing the decode time is that of table lookups. In [13], the authors compare several algorithms and demonstrate the effectiveness of table lookups. In our experiments we consider table lookups with Huffman encoding as a baseline; thus the speedups can be attributed to the restructuring of the prefix trees by our algorithms. ϵ represents the total relaxation in Huffman codelength (including the relaxation due to approximation in ALG2) in the Figures 5, 6.

Inference task for deep learning models on the GPU: We first experiment with inference task on a compressed version of the popular Mobilenet-V2 dataset with different levels of quantization. We conduct experiments on the K80/V100 GPUs with three different blocking schemes. In all these experiments, the first level block is kept in the shared memory and the remaining blocks are kept on the GPU device memory. As noted before this memory is shared by many threads. We run the decode routine using a single thread to measure the speedup (this avoids any unwanted effects due to thread parallelism). The results are shown in Figure 5. In the first configuration, we use a uniform blocking scheme, $\langle(4,1),(4,1),\dots\rangle$, i.e., multi-level lookup tables of 16 entries each with uniform access cost. With just 2% relaxation in the code length, we observe up to 26% improvement in the decode time using our modified prefix encoding. In the second configuration, we use the blocking scheme, $\langle(4,1),(4,20),(4,20),\dots\rangle$, i.e., the access cost of subsequent tables is about 20x the access cost of the first table. This is representative of the ratio of the GPU device memory cost to share memory cost[21]. As expected, our scheme performs better as the alphabet size increases and as we allow for more relaxation in the decode length. We observe gains of up to 7% even with just 2% relaxation in the decode length. In the third configuration, we use the blocking scheme, $\langle(4,1),(1,20),(1,20),\dots\rangle$; this is representative of the setup of Moffat & Turpin[13], wherein the first level comprises of a lookup table in the shared memory followed by one access per bit of subsequent input to the GPU device memory. We observe gains of up to 8% with this blocking scheme.

Decoding other real world data sets on different architectures: We next experiment with two other real world data sets: (i) JPEG: George H. W. Bush’s face image[22] from the Labeled Faces in the Wild, image database; and (ii) Text: The King Jame’s Version of the Bible. We predict the speedups that can be obtained using our algorithms on different architectures by simulating the decode process given the memory access latencies. We consider the setting where the first level block is kept in the first level memory and the remaining blocks are kept in the second level memory. We experiment with settings where the second level memory is a factor of 1x, 10x and 100x of the first level memory. These are of the same order as the latencies of L1 cache, L2 cache and main memory on typical systems. In these experiments, the decode-time is calculated directly from the blocking scheme and the prefix tree. The results are shown in Figure 6. In the first configuration, we use the blocking scheme,

Second level memory latency factor (x)	JPG (BS1)			JPG (BS2)			Text (BS1)			Text (BS2)		
	$\epsilon=0.02$	0.03	0.06	0.02	0.03	0.06	0.02	0.03	0.06	0.02	0.03	0.06
1x	1.08	1.09	1.09	1.11	1.13	1.16	1.09	1.09	1.09	1.11	1.13	1.16
10x	1.16	1.18	1.23	1.57	1.66	1.97	1.15	1.15	1.15	1.46	1.59	1.79
100x	1.18	1.20	1.25	1.95	2.16	2.95	1.17	1.17	1.17	1.67	1.89	2.29

Figure 6: Speedup predicted for JPG and text data using simulations for different architectures using the pseudo-approximation algorithm (ALG2). The blocking schemes used are BS1: $\langle(4,1),(4,x),(4,x),\dots\rangle$; and BS2: $\langle(8,1),(8,x),(8,x),\dots\rangle$ where the second level memory latency is x times that of the first level.

$\langle(4,1),(4,x),(4,x),\dots\rangle$, i.e., the access cost of subsequent tables is about x factor more than the access cost of the first table. In the second configuration, we use the blocking scheme, $\langle(8,1),(8,x),(8,x),\dots\rangle$. In general, the gains from restructuring are better with larger ratio of the memory access costs and also with larger relaxations. Also, the second blocking scheme seems to yield better benefits as it allows for more characters to be encoded with lower cost. We predict gains of the order of 15%-25% for these data sets for the blocking scheme $BS1$ when x lies between 10x and 100x. Similarly, We predict gains of the order upto 2x-3x for these data sets for the blocking scheme $BS2$ when x lies between 10x and 100x. In general, JPG seems to offer better gains due to more restructuring of the prefix code than text data.

Conclusion. Motivated by practical challenges in applying compression, we introduce and study a novel problem of finding a prefix tree having the best decode time under the constraint that the code length does not exceed a certain threshold for a natural class of memory access cost functions that use blocking. We are the first to provide a family of algorithms with provable theoretical guarantees on the approximation in code length and decode time for different scenarios depending on the relaxations in the code length and decode time acceptable to the user. We also conduct experiments to demonstrate the benefits of our method using a model as well as on a real system. Proving NP-hardness remains an open problem.

References

- [1] D. A. Huffman, "A method for the construction of minimum-redundancy codes," *Proceedings of the IRE*, vol. 40, no. 9, pp. 1098–1101, 1952.
- [2] Peter Deutsch, "DEFLATE compressed data format specification ver 1.3," *RFC*, vol. 1951, pp. 1–17, 1996.
- [3] M. Burrows and D. J. Wheeler, "A block-sorting lossless data compression algorithm," Tech. Rep., Digital Systems Research Centre, 1994.
- [4] G. K. Wallace, "The jpeg still picture compression standard," *IEEE Transactions on Consumer Electronics*, vol. 38, no. 1, pp. xviii–xxxiv, 1992.
- [5] Thomas Boutell, "PNG (portable network graphics) specification ver 1.0," *RFC*, vol. 2083, pp. 1–102, 1997.
- [6] Vladimir Britanak, "A survey of efficient MDCT implementations in MP3 audio coding standard: Retrospective and state-of-the-art," *Signal Process.*, vol. 91, no. 4, pp. 624–672, 2011.
- [7] Alex Krizhevsky, Ilya Sutskever, and Geoffrey E. Hinton, "Imagenet classification with deep convolutional neural networks," *Commun. ACM*, vol. 60, no. 6, pp. 84–90, May 2017.
- [8] Karen Simonyan and Andrew Zisserman, "Very deep convolutional networks for large-scale image recognition," *CoRR*, vol. abs/1409.1556, 2014.
- [9] Raghuraman Krishnamoorthi, "Quantizing deep convolutional networks for efficient inference: A whitepaper," *CoRR*, vol. abs/1806.08342, 2018.
- [10] Suyog Gupta, Ankur Agrawal, Kailash Gopalakrishnan, and Prithvi Narayanan, "Deep learning with limited numerical precision," *CoRR*, vol. abs/1502.02551, 2015.
- [11] Mark Sandler, Andrew G. Howard, Menglong Zhu, Andrey Zhmoginov, and Liang-Chieh Chen, "Mobilenetv2: Inverted residuals and linear bottlenecks," in *2018 IEEE Conference on Computer Vision and Pattern Recognition, CVPR 2018, June 18-22, 2018*. 2018, pp. 4510–4520, IEEE Computer Society.

- [12] Song Han, Huizi Mao, and William J. Dally, “Deep compression: Compressing deep neural networks with pruning, trained quantization and huffman coding,” *ICLR 2016*, 2015.
- [13] A. Moffat and A. Turpin, “On the implementation of minimum redundancy prefix codes,” *IEEE Transactions on Communications*, vol. 45, no. 10, pp. 1200–1207, 1997.
- [14] ARM Holdings, “Arm610 datasheet,” *ARM Holdings*, 1993.
- [15] Sandeep Sen, Siddhartha Chatterjee, and Neeraj Dumir, “Towards a theory of cache-efficient algorithms,” *J. ACM*, vol. 49, no. 6, pp. 828–858, 2002.
- [16] Alok Aggarwal and Jeffrey Scott Vitter, “The input/output complexity of sorting and related problems,” *Commun. ACM*, vol. 31, no. 9, pp. 1116–1127, 1988.
- [17] Lawrence L. Larmore and Daniel S. Hirschberg, “A fast algorithm for optimal length-limited huffman codes,” *J. ACM*, vol. 37, no. 3, pp. 464–473, July 1990.
- [18] Reza Hashemian, “Memory efficient and high-speed search huffman coding,” *IEEE Trans. Commun.*, vol. 43, no. 10, pp. 2576–2581, 1995.
- [19] Lawrence L. Larmore and Teresa M. Przytycka, “A parallel algorithm for optimum height-limited alphabetic binary trees,” *J. Parallel Distributed Comput.*, vol. 35, no. 1, pp. 49–56, 1996.
- [20] M. Golin and Y. Zhang, “A dynamic programming approach to length-limited huffman coding: Space reduction with the monge property,” *IEEE Trans. on Information Theory*, vol. 56, no. 8, pp. 3918–3929, 2010.
- [21] Yehia Arafa, Abdel-Hameed A. Badawy, Gopinath Chennupati, Nandakishore Santhi, and Stephan J. Eidenbenz, “Low overhead instruction latency characterization for NVIDIA gpgpus,” in *IEEE High Performance Extreme Computing Conference, HPEC 2019, Waltham, USA, September 24-26*. pp. 1–8, IEEE.
- [22] George Washington Bush face image, *Image Databases: Labeled Faces in the Wild: image 98*, 2007.

A Polynomial time exact algorithm for fixed number of block levels: Proof of theorem 3.1

There exists a dynamic program algorithm to solve the DOPT problem that runs in time $O(n^{3+m})$ for m block levels.

The dynamic program algorithm (Algorithm 4) is similar to that for the exact algorithm (Algorithm 2) with the main difference being that instead of iterating over lengths we iterate over the decode times of the tree.

Let $\tilde{D}(i, \ell, T)$ denote the minimum codelength amongst all forests rooted at level ℓ , having i internal nodes with decode time at most T . Also, define $\mathcal{T} = \sum_{c=1}^n \cdot \sum_{i=1}^m q_i$ (here, the decode time of the forest is the sum of the decode times of the trees in the forest)

For a fixed number of block levels, m , the following lemma holds:

LEMMA A.1. *The number of possible values of decode time contribution of a structure T are n^m .*

Proof. Let there be x_i characters in the i th block level $\forall i \in [1, m]$ and x_0 be the number of characters which are not present in the forest corresponding to $\tilde{D}(i, \ell, T)$. These characters corresponding to x_0 will not have any decode time contribution for T . We have $\sum_{i=0}^m x_i = n$. There are $O(n^m)$ possible sequences of x_i 's satisfying this. For each sequence of x_i 's, we can uniquely determine the decode time value. Hence there are $O(n^m)$ possible decode time values. \square

A dynamic program using the above recurrence can be designed as follows:

Base Case: For all forests with no merges, i.e. no internal nodes, we initialize the decode time to 0, i.e.,

$$\forall \ell \in [0, n] \text{ and } T \in [0, \mathcal{T}]: \tilde{D}(0, \ell, T) = 0$$

Inductive Case: To compute $\tilde{D}(i, \ell, T)$, we iterate over the number of internal nodes that are at depth strictly greater than ℓ . If j internal nodes are at depth strictly greater than ℓ , then there are $(2i - j)$ characters at depth strictly greater than ℓ , then $q_{\ell+1} \cdot P_{2i-j}$ is the decode-time contribution of all the characters having level $> \ell$, due to the access at level $(\ell+1)$. Furthermore, $\tilde{D}(j, \ell+1, T')$ denotes the decode time contributed by all accesses made at depths greater than $\ell+1$. This yields the following recurrence:

$$(A.1)$$

$$\tilde{D}(i, \ell, T) = \min_{j \in [\max(0, 2i-n), i-1]} \left\{ \tilde{D}(j, \ell+1, T') + P_{2i-j} \right\} \quad (A.2)$$

where $T' = T - \hat{q}_{\ell+1} \cdot P_{2i-j}$. We only need to recursively check if $T' > 0$. The tree with the optimal decode time can be obtained by maintaining the parent pointers of each update and then backtracking.

Note that we only update entries of \tilde{D} for which the T parameter corresponds to a sequence of $\langle x_0, x_1, x_2, \dots, x_m \rangle$, from lemma A.1. The decode time for a sequence $\langle x_0, x_1, x_2, \dots, x_m \rangle$ is $Dec(\langle x_i \rangle) = \sum_{i=1}^m x_i \cdot \hat{q}_i$

It is easy to see that the T parameter will take on only $O(n^m)$ values. The table can accordingly be compressed and maintained only for these entries, however we omit these implementation details in the interest of better exposition.

After the DP is filled, we check all the entries of the form $\tilde{D}(n-1, 0, \cdot)$ which have length less than ℓ and find the the optimal decode corresponding to it.

Time complexity: We note that i and ℓ can take n possible values each and T takes n^m possible values. So, there are n^{m+2} cells in the DP. Each cell can be filled in at most $O(n)$ time. So, the time complexity of the DP is $O(n^{m+3})$. Checking the DP table to find the optimal decode time will take

Algorithm 4: Exact algorithm for *DOPT* with constant number of block levels

Input: Alphabet $C = \{c_1, c_2, \dots, c_n\}$; with frequencies $= \{f_1, f_2, \dots, f_n\}$;

Output: Minimum possible decode time \mathcal{T}

```
1 for  $\ell \leftarrow 0$  to  $n$  do
2   for all sequence  $\langle x_i \rangle$  satisfying Lemma A.1 do
3      $T \leftarrow Dec(\langle x_i \rangle)$ 
4      $\tilde{D}(0, \ell, T) := 0$ 
5 for  $i \leftarrow 1$  to  $(n-1)$  do
6   for  $\ell \leftarrow (n-1)$  downto 0 do
7     for all sequence  $\langle x_i \rangle$  satisfying lemma A.1 do
8        $bestLen := \infty$ ;
9        $T \leftarrow Dec(\langle x_i \rangle)$ 
10      for  $j \leftarrow \max(0, 2i-n)$  to  $i-1$  do
11         $codLen := \infty$ 
12         $T' = T - \hat{q}_{\ell+1} \cdot P_{2i-j}$ 
13        if  $0 \leq L'$  then
14           $codLen := \tilde{D}(j, \ell+1, T') + P_{2i-j}$ 
15          if  $codLen < bestLen$  then
16             $bestLen := codLen$ 
17         $\tilde{D}(i, \ell, T) := bestLen$ 
18  $minCodeLength = \min_t(\tilde{D}(n-1, 0, t))$ 
19 if  $minCodeLength > \mathcal{L}$  then
20   return "No Valid Tree"
21 return  $\operatorname{argmin}_t(\tilde{D}(n-1, 0, t) \leq \mathcal{L})$ ;
```

$O(n^{m+1})$ time. Hence, we can solve the *DOPT* problem in $O(n^{m+3})$ time when the number of block levels is a constant m .