

Decay properties of $N^*(1895)$

K. P. Khemchandani^{1,4a}, A. Martínez Torres^{2,4b}, H. Nagahiro^{3,4c}, and A. Hosaka^{4d}

¹ *Universidade Federal de São Paulo,*

C.P. 01302-907, São Paulo, Brazil.

² *Universidade de Sao Paulo, Instituto de Fisica,*

C.P. 05389-970, Sao Paulo, Brazil.

³ *Department of Physics, Nara Women's University, Nara 630-8506, Japan.*

⁴ *Research Center for Nuclear Physics (RCNP),*

Mihogaoka 10-1, Ibaraki 567-0047, Japan.

(Dated: October 12, 2020)

Abstract

The nature of nucleon resonances is still being debated, while much experimental data are accumulated. In this work, we focus on the negative parity resonance $N^*(1895)$ which is located in the scattering region of various meson-baryon coupled channels, and such dynamics can be crucial in understanding its properties. To test the relevance of such hadron dynamics, we investigate the decay properties of $N^*(1895)$ in detail. We examine how a two pole nature of $N^*(1895)$ is compatible with its observed decay properties. Moreover, we find that the resonance decays into final states involving $\Lambda(1405)$ and $\Sigma(1400)$, where the latter is not yet observed experimentally. Such decay processes can be useful to study the properties of the aforementioned hyperon resonances.

^a kanchan.khemchandani@unifesp.br

^b amartine@if.usp.br

^c nagahiro@rcnp.osaka-u.ac.jp

^d hosaka@rcnp.osaka-u.ac.jp

I. INTRODUCTION

The objective of the present work is to obtain the partial decay widths of $N^*(1895)$ to light hyperon resonances, which can be useful in unraveling its nature. The state $N^*(1895)$ is particularly special as it is the highest mass nucleon known with $J^\pi = 1/2^-$ and the particle data group (PDG) [1] lists all $1/2^-$ structures found above 1800 MeV together, under the label of $N^*(1895)$. Due to this latter fact, it is unclear if one or more states correspond to $N^*(1895)$. Indeed, in a previous work [2], we found two poles with overlapping widths associated with $N^*(1895)$. The pseudoscalar/vector meson-baryon coupled channel amplitudes obtained in this former work reproduce, for example, the isospin $1/2$ and $3/2$ πN amplitudes extracted from partial wave analysis [3] of the experimental data and the $\pi^- p \rightarrow \eta n$ and $\pi^- p \rightarrow K^0 \Lambda$ cross sections up to a total energy of about 2 GeV.

Having the information on the poles related to $N^*(1895)$ as obtained in Ref. [2] using constrains from experimental data, a detailed analysis of its decay properties is important to further reveal its nature. For instance, $N^*(1895)$ cannot be described within the naïve quark model [4–7]. An S_{11} resonance, within quark models based on the harmonic oscillator potential, after $N^*(1535)$ and $N^*(1650)$, is expected to appear with mass > 2100 MeV [6, 7]. Hence, coupled channel hadron interactions are expected to play an important role in describing the properties of $N^*(1895)$.

In this manuscript we, thus, study the partial decay widths of $N^*(1895)$ to different pseudoscalar/vector-baryon channels and to $K\Lambda(1405)$ and $K\Sigma(1400)$ final states, where $\Lambda(1405)$ and $\Sigma(1400)$ are both $J^\pi = 1/2^-$ resonances, with the former one often associated with two poles in the complex energy plane (see, for example, Ref. [8, 10, 11, 15, 25]). Before discussing the properties of the lesser known $\Sigma(1400)$, we would like to mention that a study of the decay processes $N^*(1895) \rightarrow K\Lambda(1405)$, $K\Sigma(1400)$ has a twofold interest: they can be useful in determining the properties of the $N^*(1895)$ as well as of $1/2^-$ light hyperons simultaneously. The information on the decay processes $N^*(1895) \rightarrow K\Lambda(1405)$ and $N^*(1895) \rightarrow K\Sigma(1400)$ can also be relevant for describing the data on $\gamma p \rightarrow K^+ \Lambda^*$, $K^+ \Sigma^*$. In fact, the exchange of N^* resonances with masses ≥ 2000 MeV was found to be significant to describe the cross sections of the photoproduction of $\Lambda(1405)$ near the threshold in Ref. [13]. Given the fact that $N^*(1895)$ lies close to the $K\Lambda(1405)$ and $K\Sigma(1400)$ thresholds, it should be important to study the contribution of $N^*(1895)$ to the photoproduction

of $\Lambda(1405)$ and $\Sigma(1400)$. The information obtained in this work can also be useful to analyze the process $\pi N \rightarrow K^* \pi \Sigma$, which is intended to be studied at J-PARC [14].

Having stated the motivation of our work, we would like to dedicate a brief discussion on $\Sigma(1400)$. There exist evidences for the existence of an isovector resonance with $J^\pi = 1/2^-$ and mass ~ 1400 MeV, though with less agreement on its properties as obtained from different works [15–23]. To bring a consensus on the issue, in a recent work [24], we studied coupled channel meson-baryon scattering for systems with strangeness -1 by determining the unknown parameters of the model using experimental data on the total cross sections of $K^- p \rightarrow K^- p, \bar{K}^0 n, \eta \Lambda, \pi^0 \Lambda, \pi^0 \Sigma^0, \pi^\pm \Sigma^\mp$ and the data on the energy level shift and width of the $1s$ state of the kaonic hydrogen. The work lead to finding an evidence for $\Sigma(1400)$, besides $\Lambda(1405)$ and some other higher mass hyperons. In this former work, the coupled channels considered included both pseudoscalar and vector mesons. An advantage of such a treatment is that it allows us to obtain the couplings of the pseudoscalar/vector-baryon channels taken into account to the resonances found in the complex energy plane. In the present work we use the couplings determined in Ref. [24] to study $N^*(1895) \rightarrow K \Lambda(1405)$ and $N^*(1895) \rightarrow K \Sigma(1400)$.

In the following section we discuss the formalism of the work where we show that the calculation of the partial widths for $N^*(1895) \rightarrow K \Lambda(1405)$ and $N^*(1895) \rightarrow K \Sigma(1400)$ is done by considering different triangle loops involving several meson-baryon channels. In the subsequent section we present and discuss the results obtained which, we hope, are useful for experimental investigations of $N^*(1895)$ as well as for the study of the photoproduction of $\Lambda(1405)$ and $\Sigma(1400)$.

II. FORMALISM

The main purpose of the present work is to study the decay widths of $N^*(1895)$ to different meson-baryon channels and final states involving unstable hyperons, in particular, $\Lambda(1405)$ and $\Sigma(1400)$. We take this opportunity to present the results on the branching ratios for $N^*(1895)$ decaying to different pseudoscalar/vector-baryon channels and compare them with the available experimental values listed by the PDG. To study these decay processes, we rely on our previous works on the nonstrange [2] and on the strangeness -1 [24] meson-baryon coupled systems, where $N^*(1895)$, $\Lambda(1405)$ and $\Sigma(1400)$ appear as poles in the complex

energy plane of the corresponding amplitudes.

A. $N^*(1895)$, $\Lambda(1405)$ and $\Sigma(1400)$ as resonances in coupled channel dynamics

In Ref. [2], we studied the nonstrange meson-baryon dynamics, considering the coupled channels πN , ηN , $K\Lambda$, $K\Sigma$, ρN , ωN , ϕN , $K^*\Sigma$ and $K^*\Lambda$. The parameters of the model in this former work were fixed by making a χ^2 -fit to the total cross sections for $\pi^- p \rightarrow \eta n$, $K^0\Lambda$, and the πN scattering amplitudes, in isospin 1/2 and 3/2, known from the partial wave analysis of the related experimental data. The study lead to the finding of poles associated with $N^*(1535)$, $N^*(1650)$, $N^*(1895)$ and $\Delta(1620)$. In this former work, two poles with overlapping widths were identified with $N^*(1895)$ (summarized in Table I of the present manuscript), which interfere and, depending on the channel, produce a peak on the real axis around 1890-1910 MeV and width around 100-150 MeV. These findings are in good agreement with the values of the mass and width ($M = 1890$ to 1930 MeV and $\Gamma = 80$ to 140 MeV, respectively) listed by the PDG [1].

The coupled channels considered in the study of meson-baryon systems with total strangeness -1 in Ref. [24] are $\pi\Sigma$, $\pi\Lambda$, $\bar{K}N$, $\eta\Sigma$, $\eta\Lambda$, $K\Xi$, $\rho\Sigma$, $\rho\Lambda$, \bar{K}^*N , $\omega\Sigma$, $\omega\Lambda$, $\phi\Sigma$, $\phi\Lambda$ and $K^*\Xi$. In this case too, the model parameters were constrained through χ^2 -fitting, using the cross section data on the following processes: $K^- p \rightarrow K^- p$, $\bar{K}^0 n$, $\eta\Lambda$, $\pi^0\Lambda$, $\pi^0\Sigma^0$, $\pi^\pm\Sigma^\mp$. Data on the energy level shift and width of the $1s$ state of the kaonic hydrogen were also considered in Ref. [24]. As a result, two sets of fits of similar quality were found, denoted as ‘‘Fit I’’ and ‘‘Fit II’’ in Ref. [24]. In case of Fit I, two close lying poles appeared around 1400 MeV in the isovector amplitudes, while in Fit II one pole was found with isospin 1 around 1400 MeV. The state related to these poles was represented as $\Sigma(1400)$. Thus, both fits implied the presence of $\Sigma(1400)$, one indicating a possible double pole nature of the state while the other relating a single pole to it. However, only one of the two poles of Fit I was found to be stable under changes in the lowest order amplitudes used in the model, such as the consideration (or not) of the contributions originating from the u-channel interaction (see Ref. [24] for more details). This latter pole is very similar to the single pole found in Fit II. In the present work, we, thus, use the pole position found in Fit II of Ref. [24] for describing the properties of $\Sigma(1400)$. In the two sets of fits obtained in Ref. [24], a double pole associated with $\Lambda(1405)$ was found, in agreement with the analysis [23, 25, 26] of the

data on the electroproduction and photoproduction of $\Lambda(1405)$. Since the quality of Fit I and II of Ref. [24] was similar, and, as mentioned above, we are going to use the results of Fit II for $\Sigma(1400)$, for consistency, we use the results of the same fit for describing the properties of $\Lambda(1405)$. For convenience of the reader, the aforementioned pole positions of $\Lambda(1405)$ and $\Sigma(1400)$ are given in Table I of the present manuscript.

TABLE I. The poles related to $N^*(1895)$, $\Lambda(1405)$ and $\Sigma(1400)$ as obtained in Refs. [2, 24]. Notice that two poles are associated with $N^*(1895)$ and $\Lambda(1405)$.

State	Pole position (MeV)	
	$E - i\Gamma/2$	
$N^*(1895)$	$1801 - i96$	$1912 - i54$
$\Lambda(1405)$	$1385 - i124$	$1426 - i15$
$\Sigma(1400)$	$1399 - i36$	

The findings of Refs. [2, 24] allowed us to consider that the transition amplitudes among the different meson-baryon channels in the vicinity of a pole can be expressed in terms of a scattering matrix T_{ij} as

$$T_{ij} = \frac{g_i g_j}{z - z_R}, \quad (1)$$

where z_R corresponds to the pole position associated with the resonance in the complex plane and $g_i g_j$ is the product of the couplings of the resonance to channels i and j , and can be determined by calculating the residue of T_{ij} . In Refs. [2, 24], we obtained the couplings of $N^*(1895)$, $\Lambda(1405)$ and $\Sigma(1400)$ to the different related coupled channels. Using these couplings, the partial decay widths of $N^*(1895)$ to different pseudoscalar/baryon channels can be calculated in a straightforward way. The calculation of the amplitudes, and, consequently, the decay widths, for the processes $N^{*+}(1895) \rightarrow K^+ \Lambda(1405)$ and $N^{*+}(1895) \rightarrow K^+ \Sigma^0(1400)$ is more complex, as we discuss in the following section.

B. Decay amplitudes of $N^*(1895) \rightarrow K \Lambda(1405)$, $K \Sigma(1400)$

Based on the properties found in Refs. [2, 24] for $N^*(1895)$, $\Lambda(1405)$ and $\Sigma(1400)$, the decay processes $N^*(1895) \rightarrow K \Lambda(1405)$, $K \Sigma(1400)$ proceed through the diagrams shown in Fig. 1.

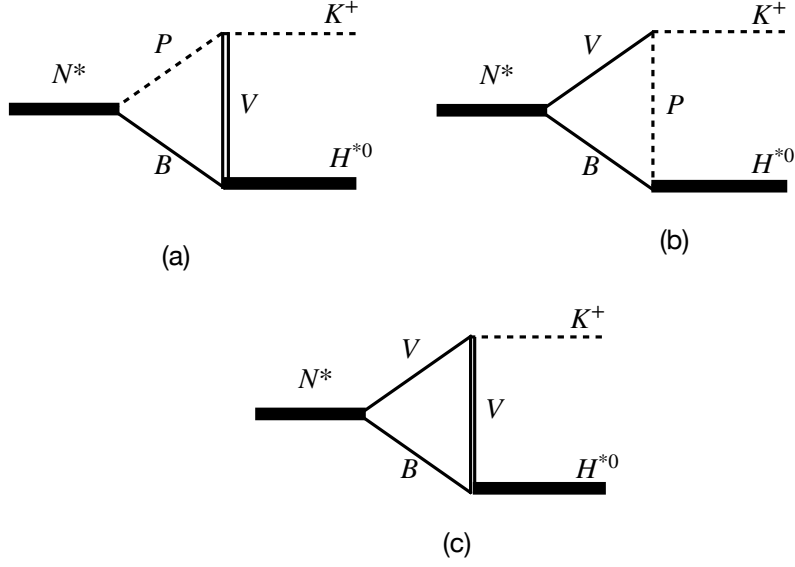


FIG. 1. Diagrams contributing to $N^{*+} \rightarrow K^+ H^*$, where H^* refers to $\Lambda(1405)$ or $\Sigma^0(1400)$.

To obtain the amplitudes for the diagrams in Fig. 1, we use the following Lagrangians for the vertices involving mesons [27, 28]:

$$\mathcal{L}_{PPV} = -ig_{PPV} \langle V^\mu [P, \partial_\mu P] \rangle, \quad (2)$$

$$\mathcal{L}_{VVP} = \frac{g_{VVP}}{\sqrt{2}} \epsilon^{\mu\nu\alpha\beta} \langle \partial_\mu V^\nu \partial_\alpha V_\beta P \rangle, \quad (3)$$

where the couplings are related to the pion decay constant and the vector meson mass as

$$g_{PPV} = \frac{m_v}{2f_\pi},$$

$$g_{VVP} = \frac{3m_v^2}{16\pi^2 f_\pi^3},$$

and the matrices for the mesons are

$$P = \begin{pmatrix} \frac{\pi^0}{\sqrt{2}} + \frac{\eta}{\sqrt{6}} & \pi^+ & K^+ \\ \pi^- & -\frac{\pi^0}{\sqrt{2}} + \frac{\eta}{\sqrt{6}} & K^0 \\ K^- & \bar{K}^0 & \frac{-2\eta}{\sqrt{6}} \end{pmatrix}, \quad V^\mu = \begin{pmatrix} \frac{\rho^0 + \omega}{\sqrt{2}} & \rho^+ & K^{*+} \\ \rho^- & \frac{-\rho^0 + \omega}{\sqrt{2}} & K^{*0} \\ K^{*-} & \bar{K}^{*0} & \phi \end{pmatrix}^\mu.$$

For the vertices involving baryons, we set effective Lagrangians which are compatible with the conventions followed in Refs. [2, 24] such that we can use the couplings of the resonances

to meson-baryon channels obtained in these former works,

$$\begin{aligned}
\mathcal{L}_{N^*PB} &= ig_{PBN^*} \bar{B} N^* P^\dagger, \\
\mathcal{L}_{N^*VB} &= -i \frac{g_{VBN^*}}{\sqrt{3}} \bar{B} \gamma_5 \gamma_\mu N^* V^{\mu\dagger}, \\
\mathcal{L}_{PBH^*} &= g_{PBH^*} P \bar{H}^* B, \\
\mathcal{L}_{VBH^*} &= i \frac{g_{VBH^*}}{\sqrt{3}} V^\mu \bar{H}^* \gamma_\mu \gamma_5 B.
\end{aligned} \tag{4}$$

The field H^* in Eqs. (4) represents $\Sigma(1400)$ or $\Lambda(1405)$, and the couplings g_{PBN^*} , g_{VBN^*} , g_{PBH^*} , g_{VBH^*} are taken from Refs. [2, 24]. The factor $\sqrt{3}$ in the Lagrangians for the vertices involving a vector meson is due to the fact that the Breit-Wigner amplitudes in Refs. [2, 24], for spin 1/2 of the VB system, are written in terms of the g_{VBB^*} couplings as

$$T_{VB \rightarrow B^* \rightarrow V'B'} \equiv (ig_{VBB^*}) \frac{1}{\sqrt{s} - M_{B^*} + i\Gamma_{B^*}/2} (-ig_{V'B'B^*}). \tag{5}$$

Note that Eq. (4) leads to a spin dependent $VB \rightarrow VB$ amplitude

$$T_{VB \rightarrow B^* \rightarrow V'B'} = \frac{1}{3} \frac{g_{VBB^*}^2}{\sqrt{s} - M_{B^*} + i\Gamma_{B^*}/2} \vec{\sigma} \cdot \vec{\epsilon}_2 \vec{\sigma} \cdot \vec{\epsilon}_1, \tag{6}$$

such that, when projected on spin 1/2, it becomes

$$T_{VB \rightarrow B^* \rightarrow V'B'}^{s=1/2} = \frac{g_{VBB^*}^2}{\sqrt{s} - M_{B^*} + i\Gamma_{B^*}/2}, \tag{7}$$

in agreement with Eq. (5).

Having discussed the Lagrangians for the different vertices necessary to describe the decay of $N^*(1895)$ to $K^+ H^{*0}$, we can now start calculating the amplitudes for the different diagrams shown in Fig. 1. We begin by writing the amplitude for the diagram in Fig. 1(a)

$$\begin{aligned}
t_a &= i \sum_j g_{VBH^*j} g_{PBN^*j} g_{PPV} C_j \bar{u}_{H^*}(p) \gamma_\nu \gamma_5 \int \frac{d^4q}{(2\pi)^4} \left\{ \frac{(\not{P} - \not{k} + \not{q} + m_{B_j})}{(P - k + q)^2 - m_{B_j}^2 + i\epsilon} \right. \\
&\quad \times \left. \frac{\left(-g^{\nu\mu} + \frac{q^\nu q^\mu}{m_{V_j}^2} \right)}{q^2 - m_{V_j}^2 + i\epsilon} \frac{(2k - q)_\mu}{(k - q)^2 - m_{P_j}^2 + i\epsilon} \right\} u_{N^*}(P),
\end{aligned} \tag{8}$$

where we have followed the four momentum attribution shown in Fig. 2. The summation over the index j , in Eq. (8), refers to considering different three hadron channels in the triangle loop which can contribute to the diagram in Fig. 2a. The list of such three-hadrons channels

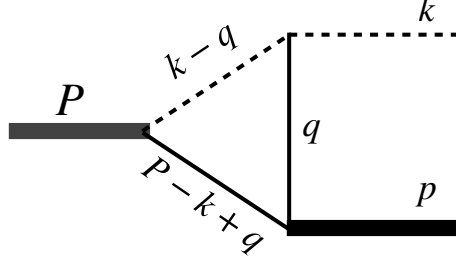


FIG. 2. Four-momentum labels for the particles involved in the $N^* \rightarrow K^+\Sigma^*$ process.

is given in Table IV in the Appendix A. Further, the constant C_j in Eq. (8) is a coefficient obtained by performing the trace in Eq. (2) for the VPP vertex and m_{B_j} , m_{V_j} , m_{P_j} are the masses of the baryon, vector and pseudoscalar meson, respectively, corresponding to the j th channel in the triangular loop. The values of the C_j coefficients are also given in Table IV in the Appendix A for each three-hadron loop present in the diagram of Fig. 1a.

The product of the spinors, gamma matrices and the numerator of the expression within the curly brackets in Eq. (8) can be worked out as

$$\begin{aligned}
N_a(q) = & (4 k \cdot p - 2 p \cdot q - q^2) \bar{u}_{H^*}(p) \gamma_5 u_{N^*}(P) - 2 (M_{H^*} + m_{B_j}) \bar{u}_{H^*}(p) \not{k} \gamma_5 u_{N^*}(P) \\
& (M_{H^*} + m_{B_j}) \bar{u}_{H^*}(p) \not{q} \gamma_5 u_{N^*}(P) + 2 \bar{u}_{H^*}(p) \not{k} \not{q} \gamma_5 u_{N^*}(P) + \left(\frac{2 k \cdot q - q^2}{m_{V_j}^2} \right) \\
& \times \left[(M_{H^*} + m_{B_j}) \bar{u}_{H^*}(p) \not{q} \gamma_5 u_{N^*}(P) - (2 p \cdot q + q^2) \bar{u}_{H^*}(p) \gamma_5 u_{N^*}(P) \right], \quad (9)
\end{aligned}$$

with M_{H^*} denoting the mass of H^* . The integration on dq^0 in Eq. (8) can be done analytically by using Cauchy's theorem. It is then convenient to rewrite Eq. (9) showing its explicit dependence on q^0 . By doing so Eq. (8) becomes

$$\begin{aligned}
t_a = & i \sum_j g_{VBH^*,j} g_{PBN^*,j} g_{PPV} \mathcal{N}_{H^*} \mathcal{N}_{N^*} C_j \int \frac{d^4 q}{(2\pi)^4} \left\{ \chi^\dagger \left(\sum_{i=0}^4 \mathcal{A}_{i,j} [q^{0i}] \right) \chi \right\} \\
& \times \frac{1}{[(P - k + q)^2 - m_{B_j}^2 + i\epsilon] [q^2 - m_{V_j}^2 + i\epsilon] [(k - q)^2 - m_{P_j}^2 + i\epsilon]}, \quad (10)
\end{aligned}$$

where χ^\dagger , χ correspond to the two-component spinors of H^* and N^* , respectively. The factors \mathcal{N}_{H^*} , \mathcal{N}_{N^*} in Eq. (10) are related to the normalization of the Dirac spinors for H^* and N^*

$$\mathcal{N}_{H^*} = \sqrt{\frac{E_{H^*} + M_{H^*}}{2M_{H^*}}}, \quad \mathcal{N}_{N^*} = \sqrt{\frac{E_{N^*} + M_{N^*}}{2M_{N^*}}}, \quad (11)$$

where, although, \mathcal{N}_{N^*} is unity in the centre of mass frame we still keep it in the equations for completeness. The definitions of $\mathcal{A}_{i,j}$'s are as given below. The subscript i on $\mathcal{A}_{i,j}$ refers to the power of q_0 multiplied to $\mathcal{A}_{i,j}$ and the index j indicates the three-hadron channel in the loop. Defining the four-momenta in the centre of mass frame as: $P = (\sqrt{s}, 0)$, $k = (k^0, \vec{k})$, $p = (\sqrt{s} - k^0, -\vec{k})$ and $q = (q^0, \vec{q})$, we can write the expressions for $\mathcal{A}_{i,j}$ as

$$\begin{aligned} \mathcal{A}_{0,j} = & \vec{\sigma} \cdot \vec{k} \left\{ 2(M_{H^*} + m_{Bj}) + \frac{1}{E_{H^*} + M_{H^*}} \left[2k^0(M_{H^*} + m_{Bj} + 2E_{H^*}) - 2\vec{k} \cdot \vec{q} + |\vec{q}|^2 + 4|\vec{k}|^2 \right. \right. \\ & \left. \left. + \frac{|\vec{q}|^4 + 4(\vec{k} \cdot \vec{q})^2 - 4(\vec{k} \cdot \vec{q})|\vec{q}|^2}{m_{vj}^2} \right] \right\} - \vec{\sigma} \cdot \vec{q} \left\{ (M_{H^*} + m_{Bj}) \left(1 - \frac{2\vec{k} \cdot \vec{q} - |\vec{q}|^2}{m_{vj}^2} \right) \right. \\ & \left. + 2k^0 + 2\frac{|\vec{k}|^2}{E_{H^*} + M_{H^*}} \right\}, \end{aligned} \quad (12)$$

$$\begin{aligned} \mathcal{A}_{1,j} = & -\vec{\sigma} \cdot \vec{q} \left\{ \frac{2k^0(M_{H^*} + m_{Bj})}{m_{vj}^2} \right\} + \vec{\sigma} \cdot \vec{k} \left\{ 2 + \frac{2k^0 - 2E_{H^*} - M_{H^*} - m_{Bj}}{E_{H^*} + M_{H^*}} \right. \\ & \left. + \left(\frac{2k^0 - M_{H^*} - m_{Bj} - 2E_{H^*}}{E_{H^*} + M_{H^*}} \right) \left(\frac{-2\vec{k} \cdot \vec{q} + |\vec{q}|^2}{m_{vj}^2} \right) \right\}, \end{aligned} \quad (13)$$

$$\begin{aligned} \mathcal{A}_{2,j} = & \frac{\vec{\sigma} \cdot \vec{k}}{E_{H^*} + M_{H^*}} \left\{ -1 - \frac{1}{m_{vj}^2} \left[4k^0 E_{H^*} + 2k^0(M_{H^*} + m_{Bj}) + 2(-2\vec{k} \cdot \vec{q} + |\vec{q}|^2) \right] \right\} \\ & + \vec{\sigma} \cdot \vec{q} \frac{(M_{H^*} + m_{Bj})}{m_{vj}^2}, \end{aligned} \quad (14)$$

$$\mathcal{A}_{3,j} = \frac{\vec{\sigma} \cdot \vec{k}}{E_{H^*} + M_{H^*}} \left\{ \frac{-2k^0 + 2E_{H^*} + m_{Bj} + M_{H^*}}{m_{vj}^2} \right\} \quad (15)$$

and

$$\mathcal{A}_{4,j} = \frac{\vec{\sigma} \cdot \vec{k}}{(E_{H^*} + M_{H^*}) m_{vj}^2}. \quad (16)$$

The integration on the q^0 variable can be done analytically, to obtain an expression like

$$\begin{aligned} t_a = & i \sum_j g_{VBH^*,j} g_{PBN^*,j} g_{PPV} C_j \mathcal{N}_{H^*} \mathcal{N}_{N^*} \int d\Omega_q \int_0^\Lambda \frac{d|\vec{q}|}{(2\pi)^3} |\vec{q}|^2 \sum_{i=0}^4 \chi^\dagger [\mathcal{A}_{i,j}(\vec{q})] \chi \\ & \times \left(\frac{-iN_{i,j}(\vec{q})}{\mathcal{D}_j(\vec{q})} \right), \end{aligned} \quad (17)$$

with

$$\frac{-iN_{i,j}(\vec{q})}{\mathcal{D}_j(\vec{q})} \equiv \int \frac{dq^0}{(2\pi)} \frac{(q^0)^i}{[(P-k+q)^2 - m_{Bj}^2 + i\epsilon] [q^2 - m_{vj}^2 + i\epsilon] [(k-q)^2 - m_{pj}^2 + i\epsilon]}. \quad (18)$$

A cut-off $\Lambda \simeq 600 - 700$ MeV is used in the integration on the three-momentum to be consistent with the work in Refs. [2, 24]. The variation of Λ in this range allows us to estimate the uncertainties of our results. The analytical expressions for $N_{i,j}$ and D_j are given in the Appendix B.

To proceed further, we recall that the decay $N^* \rightarrow K^+ H^*$ occurs in p -wave and we, thus, need to write the final state projected on the partial wave $l=1$. Following Ref. [29], we write a state of two particles with spins S_1, S_2 , with the centre of mass momentum \vec{k} , projected on a partial wave l as

$$|k, lS, J\mu\rangle = \frac{1}{\sqrt{4\pi}} \int d\hat{k} \sum_{m_1, m_2} C(S_1, S_2, S | m_1, m_2, M) C(l, S, J | \mu - M, M, \mu) Y_{l(\mu-M)}(\hat{k}) \times | \vec{k}, S_1 S_2, m_1 m_2 \rangle, \quad (19)$$

where S, J and M, μ represent the total spin, total angular momentum and their z -components, respectively. Using Eq. (19) and denoting the spins of H^* and N^* as S_{H^*} and S_{N^*} and their third components as m_{H^*} and m_{N^*} , we can write the amplitude for diagram in Fig. 1a, for $m_{N^*} = 1/2$ (the amplitude for $m_{N^*} = -1/2$ can be obtained analogously) as

$$\langle k, l=1, S_{\Sigma^*}, S_{N^*} | t_a | S_{N^*}, m_{N^*} = 1/2 \rangle = \frac{1}{2} \int_{-1}^1 d\cos\theta \left\{ -\cos\theta \langle \vec{k}, m_{H^*} = 1/2 | t_a | m_{N^*} = 1/2 \rangle - \sin\theta \langle \vec{k}, m_{H^*} = -1/2 | t_a | m_{N^*} = 1/2 \rangle \right\}, \quad (20)$$

which, from Eq. (17), can be explicitly written as

$$\begin{aligned} \langle | t_a | \rangle &= i \sum_j g_{VBH^*,j} g_{PBN^*,j} g_{PPV} \mathcal{N}_{H^*} \mathcal{N}_{N^*} C_j \left\{ \frac{1}{2} \int_{-1}^1 d\cos\theta (-\cos\theta) \int d\Omega_q \int_0^\Lambda \frac{d|\vec{q}|}{(2\pi)^3} |\vec{q}|^2 \right. \\ &\quad \times \sum_{i=0}^4 \chi_{\uparrow}^\dagger [\mathcal{A}_{i,j}(\vec{q})] \chi_{\uparrow} \left(\frac{-iN_{i,j}(\vec{q})}{\mathcal{D}_j(\vec{q})} \right) + \frac{1}{2} \int_{-1}^1 d\cos\theta (-\sin\theta) \int d\Omega_q \int_0^\Lambda \frac{d|\vec{q}|}{(2\pi)^3} |\vec{q}|^2 \\ &\quad \left. \times \sum_{i=0}^4 \chi_{\downarrow}^\dagger [\mathcal{A}_{i,j}(\vec{q})] \chi_{\uparrow} \left(\frac{-iN_{i,j}(\vec{q})}{\mathcal{D}_j(\vec{q})} \right) \right\}. \quad (21) \end{aligned}$$

Note that the dependence on the spin projections of H^* and N^* appearing in Eq. (20) is shown as subscripts for the spinors χ^\dagger and χ in Eq. (21).

We can now write the amplitudes for the diagram in Fig. 1b

$$t_b = - \sum_j g_{PBH^*,j} g_{VBN^*,j} g_{PPV} D_j \bar{u}_{H^*}(p) \int \frac{d^4q}{(2\pi)^4} \left\{ \frac{(\not{P} - \not{k} + \not{q} + m_{Bj})}{(P-k+q)^2 - m_{Bj}^2 + i\epsilon} \gamma^5 \gamma_\nu \right. \\ \left. \times \frac{\left(-g^{\nu\mu} + \frac{(k-q)^\nu (k-q)^\mu}{m_{vj}^2} \right)}{(k-q)^2 - m_{vj}^2 + i\epsilon} \frac{(k+q)_\mu}{q^2 - m_{pj}^2 + i\epsilon} \right\} u_{N^*}(P), \quad (22)$$

and for the diagram in Fig. 1c

$$t_c = i \sum_j g_{VBH^*,j} g_{VBN^*,j} \frac{g_{VVP}}{\sqrt{2}} F_j \bar{u}_{H^*}(p) \int \frac{d^4q}{(2\pi)^4} \left\{ \epsilon^{\lambda\nu\alpha\beta} \frac{\left(-g_\beta^\sigma + \frac{q^\sigma q_\beta}{m_{vj_1}^2} \right)}{(k-q)^2 - m_{vj_1}^2 + i\epsilon} \gamma_\sigma \gamma^5 \right. \\ \left. \times \frac{(\not{P} - \not{k} + \not{q} + m_{Bj})}{(P-k+q)^2 - m_{Bj}^2 + i\epsilon} \gamma^5 \gamma_\mu \frac{\left(-g_\nu^\mu + \frac{(k-q)^\mu (k-q)_\nu}{m_{vj_2}^2} \right)}{q^2 - m_{vj_2}^2 + i\epsilon} (k-q)_\lambda q^\alpha \right\} u_{N^*}(P), \quad (23)$$

where the constants D_j and F_j come from the trace in Eq. (2) describing the PPV vertex in each diagram and m_{vj_1} and m_{vj_2} in Eq. (23) are the masses of the vector mesons with four momentum $k-q$ and q , respectively (see Fig. 2). The values of D_j and F_j for different channels contributing to the diagrams in Figs. 1a and 1b are given in Tables V and VI, respectively, of the Appendix A. As in the case of the amplitude t_a , we can write the amplitudes t_b and t_c as a polynomial of q^0 and integrate on the q^0 variable to be able to write

$$t_b = - \sum_j g_{PB\Sigma^*,j} g_{VBN^*,j} g_{PPV} D_j \mathcal{N}_{H^*} \mathcal{N}_{N^*} \int d\Omega_q \int_0^\Lambda \frac{d|\vec{q}|}{(2\pi)^3} |\vec{q}|^2 \sum_{i=0}^4 \chi^\dagger \left[\mathcal{B}_{i,j}(\vec{q}) \right] \chi \\ \times \left(\frac{-iN_{i,j}(\vec{q})}{\mathcal{D}_j(\vec{q})} \right), \quad (24)$$

$$t_c = - 2 \sum_j g_{VB\Sigma^*,j} g_{VBN^*,j} \frac{g_{VVP}}{\sqrt{2}} F_j \mathcal{N}_{H^*} \mathcal{N}_{N^*} \int d\Omega_q \int_0^\Lambda \frac{d|\vec{q}|}{(2\pi)^3} |\vec{q}|^2 \sum_{i=0}^2 \chi^\dagger \left[\mathcal{C}_{i,j}(\vec{q}) \right] \chi \\ \times \left(\frac{-iN_{i,j}(\vec{q})}{\mathcal{D}_j(\vec{q})} \right), \quad (25)$$

where $N_{i,j}$ and \mathcal{D}_j are as given in Eqs. (B2)-(B7) of the Appendix B. The expressions for $\mathcal{B}_{i,j}$ and $\mathcal{C}_{i,j}$ can also be found in the Appendix B.

Having the amplitudes t_b and t_c , we need to project them on p -wave, as done for t_a [see Eq. (20)] and the final amplitude for the transition $N^* \rightarrow K^+\Sigma^*$ is the coherent sum of the amplitudes for the three diagrams in Fig. 1

$$t_{N^* \rightarrow KH^*} = \langle k, l = 1, S_{\Sigma^*}, S_{N^*} | t_a | S_{N^*}, m_{N^*} \rangle + \langle k, l = 1, S_{\Sigma^*}, S_{N^*} | t_b | S_{N^*}, m_{N^*} \rangle + \langle k, l = 1, S_{\Sigma^*}, S_{N^*} | t_c | S_{N^*}, m_{N^*} \rangle. \quad (26)$$

III. RESULTS AND DISCUSSIONS

Having obtained the amplitudes for the diagrams shown in Fig. 1 for the processes $N^{*+} \rightarrow K^+\Sigma^{*0}$ and $N^{*+} \rightarrow K^+\Lambda^*$, we calculate the corresponding partial decay widths as

$$\Gamma_{N^* \rightarrow KH^*} = \frac{1}{32\pi^2} \frac{|\vec{p}| (4M_{H^*} M_{N^*})}{M_{N^*}^2} \frac{1}{2S_{N^*} + 1} \int d\Omega \sum_{m_{N^*}, m_{H^*}} |t_{N^* \rightarrow KH^*}|^2, \quad (27)$$

where H^* denotes the hyperon resonance, Σ^* or Λ^* .

For the sake of clarity in the presentations of the results, we represent the two poles of $N^*(1895)$ found in Ref. [2] as $N_1^*(1895)$ (for the lower pole at $1801 - i96$ MeV) and $N_2^*(1895)$ (for the higher pole at $1912 - i54$ MeV). Similarly, we shall refer to the lower and upper mass poles of $\Lambda(1405)$ (see Table I) as $\Lambda_1(1405)$ and $\Lambda_2(1405)$, respectively.

Before discussing the results, it is important to mention that although the central mass value of $N_1^*(1895)$ is below the H^* -kaon threshold(s), the decay width $N_1^* \rightarrow K^+H^*$ is finite, due to the width of $N_1^*(1895)$ (see Table I), which can be taken into account through the convolution of the width [given by Eq. (27)] over the varying mass of N^* as

$$\Gamma_{N^* \rightarrow KH^*} = \frac{1}{N} \int_{(M_{N^*} - 2\Gamma_{N^*})^2}^{(M_{N^*} + 2\Gamma_{N^*})^2} d\tilde{m}^2 \left(-\frac{1}{\pi} \right) \text{Im} \left\{ \frac{1}{\tilde{m}^2 - M_{N^*}^2 + iM_{N^*}\Gamma_{N^*}} \right\} \Gamma_{N^* \rightarrow KH^*}(\tilde{m}). \quad (28)$$

In Eq. (28), $\Gamma_{N^* \rightarrow KH^*}(\tilde{m})$ is calculated using Eq. (27), with the mass of N^* varying in the range $\pm 2\Gamma_{N^*}$, and

$$N = \int_{(M_{N^*} - 2\Gamma_{N^*})^2}^{(M_{N^*} + 2\Gamma_{N^*})^2} d\tilde{m}^2 \left(-\frac{1}{\pi} \right) \text{Im} \left\{ \frac{1}{\tilde{m}^2 - M_{N^*}^2 + iM_{N^*}\Gamma_{N^*}} \right\}, \quad (29)$$

TABLE II. Partial decay widths of $N^*(1895) \rightarrow KH^*$. The subscripts 1, 2 on N^* and on Λ refer to the respective lower and upper mass poles (as shown in Table. I).

Decay process	Partial width (MeV)
$N_1^{*+} \rightarrow K^+\Lambda_1^*$	10.4 ± 1.3
$N_1^{*+} \rightarrow K^+\Lambda_2^*$	6.4 ± 0.8
$N_1^{*+} \rightarrow K^+\Sigma^{*0}$	3.8 ± 0.5
$N_2^{*+} \rightarrow K^+\Lambda_1^*$	1.9 ± 0.1
$N_2^{*+} \rightarrow K^+\Lambda_2^*$	1.1 ± 0.2
$N_2^{*+} \rightarrow K^+\Sigma^{*0}$	4.1 ± 0.4

is a normalization factor. As a result we obtain the widths which are summarised in Table. II. The uncertainty in the results is determined by allowing the cut-off, Λ , on the three-momentum integration to vary in the range 600 – 700 MeV. We refer the reader to Eq. (17) to look for the dependence on Λ in the formalism. We would like to add here that the H^* 's also have finite decay widths, which we considered analogously to the way we take into account the width of N^* . We find that the widths of H^* 's do not practically change the results in Table II.

Further, it might be useful, from the experimental point of view, to provide the partial width of $N^*(1895)$ as a state on the real energy axis, produced by the superposition of the two poles in the complex plane. To illustrate such a superposition effect, we show the $K\Lambda \rightarrow K\Lambda$ amplitude in Fig. 3 obtained by summing coherently the Breit-Wigners associated with the two $N^*(1895)$ poles

$$t_{K\Lambda} = \frac{g_{N_1^*K\Lambda}^2}{\sqrt{s} - M_{N_1^*} + i\Gamma_{N_1^*}/2} + \frac{g_{N_2^*K\Lambda}^2}{\sqrt{s} - M_{N_2^*} + i\Gamma_{N_2^*}/2}, \quad (30)$$

where $g_{N_1^*K\Lambda} = -0.5 - i0.6$, $g_{N_2^*K\Lambda} = -0.7 + i0.3$ are taken from Ref. [2] and $M_{N_1^*}$, $M_{N_2^*}$, $\Gamma_{N_1^*}$, $\Gamma_{N_2^*}$ (determined in Ref. [2] too) are as given in Table I.

To determine the decay width of $N^*(1895)$ to $K^+\Sigma^0(1400)$, where $N^*(1895)$ is now the superposition of $N_1^*(1895)$ and $N_2^*(1895)$, we proceed in the following way: we sum the amplitudes for $N_{1,2}^{*+} \rightarrow K^+\Sigma^0(1400)$ and use an average mass ~ 1895 MeV and width ~ 120 MeV for $N^*(1895)$ in the phase space. These values correspond to the peak position and full width at the half maximum, respectively, found in the squared amplitudes on the

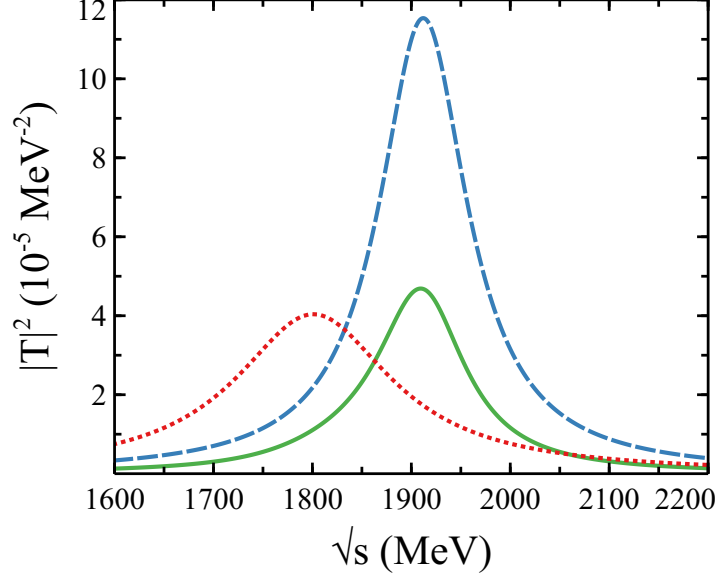


FIG. 3. Modulus squared amplitudes related to N_1^* (dotted line), N_2^* (dashed line) and their interference (solid line), which produces a unique peak, in this case, around 1900 MeV.

real axis for most channels in Ref. [2]. As a result, we obtain

$$\Gamma_{N^{*+}(1895) \rightarrow K^+\Sigma^0(1400)} = (6.3 \pm 0.5) \text{ MeV}, \quad (31)$$

$$\text{Br} [N^{*+}(1895) \rightarrow K^+\Sigma^0(1400)] = (5.3 \pm 0.4)\%, \quad (32)$$

with “Br” representing the branching fraction.

In case of the decay to $K^+\Lambda(1405)$, we sum the amplitudes $N_1^{*+}(1895) \rightarrow K^+\Lambda_1(1405)$, $N_1^{*+}(1895) \rightarrow K^+\Lambda_2(1405)$, $N_2^{*+}(1895) \rightarrow K^+\Lambda_1(1405)$, and $N_2^{*+}(1895) \rightarrow K^+\Lambda_2(1405)$. A mass value of 1405 MeV is used for $\Lambda(1405)$ in the phase space. Further, as in the calculation of the partial width of $N^*(1895) \rightarrow K^+\Sigma^0(1400)$, an average mass and width for $N^*(1895)$ have been considered in the calculation of the phase space. The values, thus, obtained are

$$\Gamma_{N^{*+}(1895) \rightarrow K^+\Lambda(1405)} = (8.3 \pm 1.3) \text{ MeV}, \quad (33)$$

$$\text{Br} [N^{*+}(1895) \rightarrow K^+\Lambda(1405)] = (6.9 \pm 1.1)\%. \quad (34)$$

Next, in Table III we provide the branching ratios for each of the two poles of $N^*(1895)$ to different PB and VB channels in the isospin base and compare them with the experimental values, whenever possible. We calculate the $N^* \rightarrow \text{PB, VB}$ decay widths as

$$\Gamma_{N^* \rightarrow \text{PB (VB)}} = \frac{|\vec{p}|}{4\pi} \frac{M_B}{M_{N^*}} |g_{N^* \rightarrow \text{PB (VB)}}|^2, \quad (35)$$

TABLE III. Branching ratios (in the isospin base) of the two poles of $N^*(1895)$ to different pseudoscalar-baryon and vector-baryon channels.

Decay channel	Branching ratios (%)		Experimental data [1]
	$N_1^*(1895)$	$N_2^*(1895)$	
πN	9.4	13.5	2-18
ηN	2.7	22.5	15-40
$K\Lambda$	10.9	24.0	13-23
$K\Sigma$	0.7	31.9	6-20
ρN	5.6	4.3	<18
ωN	25.7	7.6	16-40
ϕN	8.9	2.8	–
$K^*\Lambda$	12.1	25.8	4-9
$K^*\Sigma$	6.1	2.4	–

and convolute over the width of N^* by using Eq. (35) in Eq. (28). As can be seen, we obtain compatible results. Notice that the last column of Table III is a compilation of findings from the PDG [1], which shows that the partial widths to the different pseudoscalar- and vector-baryon channels are of the same order in spite of the larger phase space available in the former case. Such findings from experimental data cannot be easily described within the quark model. In fact, the couplings obtained in Ref. [2] show that $N^*(1895)$ couples more strongly to the vector-baryon channels, which clearly indicates that the hadron dynamics plays an important role in describing the properties of $N^*(1895)$.

To finalize the discussions on the decay widths, it is important to consider another possible source of uncertainty present in the model which is the relative phases in the Lagrangians. The relative phases among the Lagrangians in Eq. (4) are set as in Refs. [2, 24] where the couplings of the N^*/H^* to the PB/VB channels were determined. However, there may exist an ambiguity in the relative phase among the Lagrangians used for the meson vertices [Eqs. (2) and (3)]. It is then important to discuss the sensitivity of our results on the ambiguity in the relative phase of the PPV and VVP Lagrangians. In case of the $N^*(1895)$ decay to $K\Lambda(1405)$, we find that the amplitude for the diagram in Fig. 1b gives the dominant contribution such that the results are basically insensitive to the relative phase among the

PPV and VVP vertices. For the $N^*(1895)$ decay to $K\Sigma(1400)$ the contribution of Fig. 1c is such that there exists a large cancellation between the amplitudes of $N_1^*(1895) \rightarrow K\Sigma(1400)$ and $N_2^*(1895) \rightarrow K\Sigma(1400)$. As a consequence the decay width of the superposed $N^*(1895)$ to $K\Sigma(1400)$ depends weakly on the relative phase of the PPV and VVP vertices. For example, if we consider $g_{VVP} \rightarrow -g_{VVP}$ in Eq. (3) and fix the cut-off $\Lambda = 700$ MeV to regularize the triangular loops, we obtain the following decay widths

$$\Gamma_{N^{*+}(1895) \rightarrow K^+\Lambda(1405)} = 6.4 \text{ MeV}, \quad (36)$$

$$\Gamma_{N^{*+}(1895) \rightarrow K^+\Sigma(1400)} = 6.5 \text{ MeV}, \quad (37)$$

which should be compared with Eqs. (31) and (33). It can be seen that the uncertainties which can arise from such phase ambiguities are compatible with the ones already implemented in the model.

Finally, it can also be important to provide the energy dependence of the amplitudes obtained in this work, which can be useful in investigating reactions where $N^*(1895)$ is produced in an intermediate state. For example, the process $\gamma p \rightarrow K\Lambda(1405)$, $K\Sigma(1400)$ can proceed as depicted in Fig. 4. Since $N^*(1895)$ has a finite width, determining the

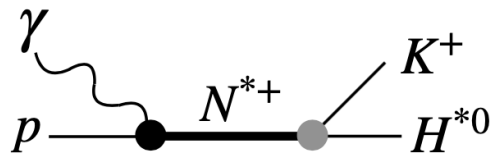


FIG. 4. Contribution of $N^*(1895)$ in H^{*0} photoproduction, where H^* denotes $\Lambda(1405)$ or $\Sigma(1400)$.

cross sections of such a process requires the energy dependent $N^{*+}(1895) \rightarrow K^+H^{*0}$ vertex. Having this in mind, we show in Fig. 5 the real (solid lines) and imaginary parts (dashed lines) of the amplitudes for the processes $N_{1,2}^{*+} \rightarrow K^+\Lambda_{1,2}$ and $K^+\Sigma^0(1400)$ in the energy region of interest.

IV. SUMMARY

In this work we have studied the decay process of $N^*(1895)$ to channels involving light hyperon resonances, which are $K\Lambda(1405)$ and $K\Sigma(1400)$. We also provide the information on the decays of $N^*(1895)$ to various pseudoscalar- and vector-baryon channels. The formalism

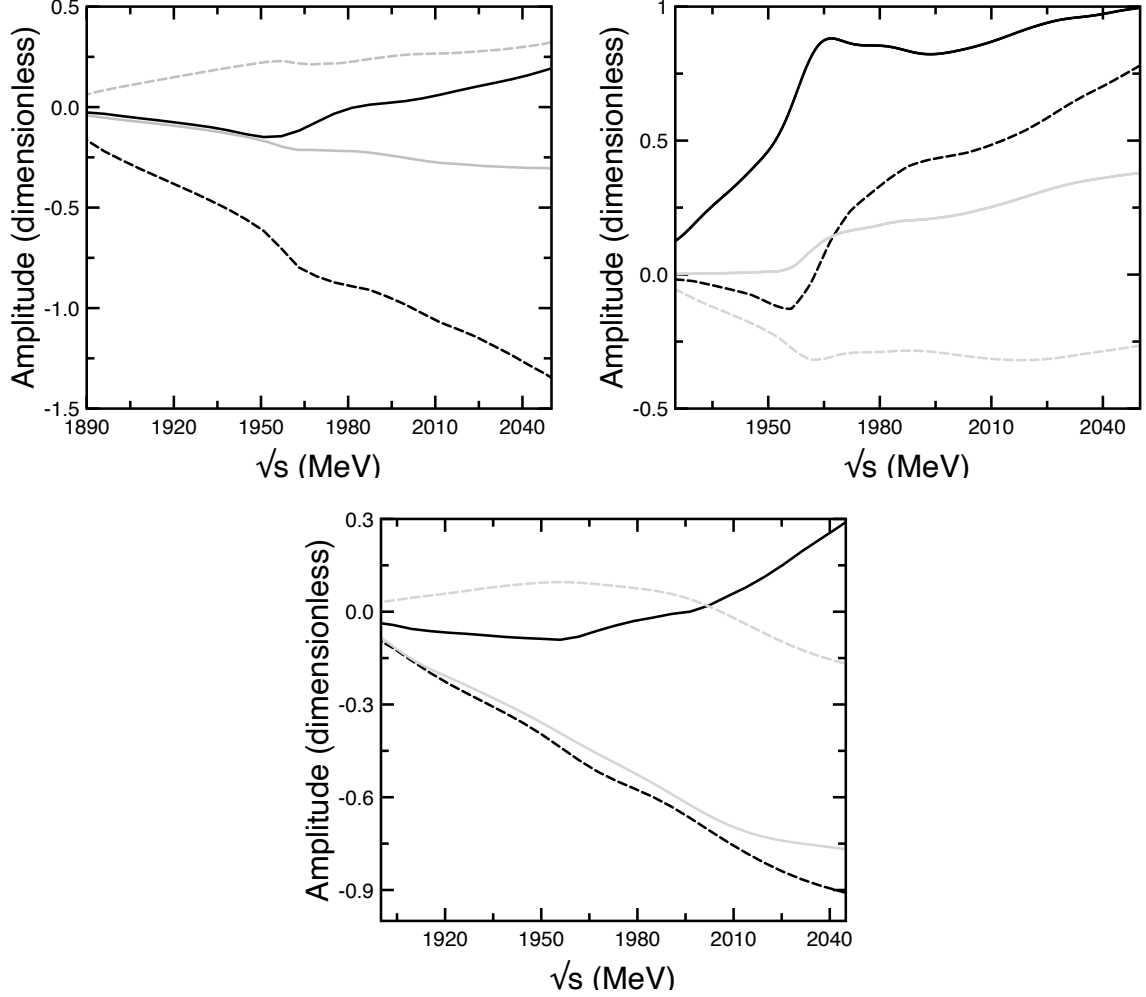


FIG. 5. Real (solid lines) and imaginary (dashed lines) parts of the amplitudes for the processes $N_{1,2}^{*+} \rightarrow K^+ \Lambda_1$ (top panel, left side), $N_{1,2}^{*+} \rightarrow K^+ \Lambda_2$ (top panel, right side) and $N_{1,2}^{*+} \rightarrow K^+ \Sigma^0(1400)$ (lower panel). The dark (light) color line represents the amplitude related to N_1^* (N_2^*) in the initial state.

is based on the nature of $N^*(1895)$, $\Lambda(1405)$ and $\Sigma(1400)$ which is dominantly described in terms of meson-baryon coupled channel scattering. We find that the branching ratios obtained for decays to $K\Lambda(1405)$ and $K\Sigma(1400)$ are comparable to those for channels like πN and $K^*\Lambda$. The branching ratios of $N^*(1895)$ to the channels $K\Lambda(1405)$ and $K\Sigma(1400)$ should be relevant to describe a process, like, $\gamma p \rightarrow K\Lambda(1405)$, on which data already exists [30, 31]. The results obtained in our work can also be useful in the analyses of other processes producing light hyperons through the exchange of $N^*(1895)$ in the intermediate state, for example, $\pi N \rightarrow K^*\pi\Sigma$, which is intended to be studied at JPARC [14].

ACKNOWLEDGEMENTS

K.P.K and A.M.T gratefully acknowledge the support from the Fundação de Amparo à Pesquisa do Estado de São Paulo (FAPESP), processos n° 2019/17149-3 and 2019/16924-3, by the Conselho Nacional de Desenvolvimento Científico e Tecnológico (CNPq), grants n° 305526/2019-7 and 303945/2019-2. A.M.T also thanks the partial support from mobilidade Santander for travelling to Japan (edital PRPG no 11/2019). H.N. is supported in part by Grants-in-Aid for Scientific Research (JP17K05443 (C)). AH is supported in part by Grants-in-Aid for Scientific Research (JP17K05441 (C)) and for Scientific Research on Innovative Areas (No. 18H05407).

Appendix A: Contributions from the isospin trace in the PPV vertices of the diagrams in Fig. 1

In this appendix we provide the tables with the values of the coefficients C_j , D_j , F_j appearing in the amplitudes t_a , t_b and t_c , respectively, [see Eqs. (8), (22) and (23)] corresponding to the different channels considered in each of the diagrams in Fig. 1. We also provide the relation between the couplings given in the isospin base in Refs. [2, 24] and in the charge base, which are required in the present work. To obtain these relations, we follow the phase convention: $K^- = - | 1/2, -1/2 \rangle$, $K^{*-} = - | 1/2, -1/2 \rangle$, $\Sigma^+ = - | 1, 1 \rangle$, $\rho^+ = - | 1, 1 \rangle$, and $\pi^+ = - | 1, 1 \rangle$.

TABLE IV. Different channels considered in the triangle loop in Fig. 1a and the value of the C_j factors in Eq. (8), together with the couplings g_{H^*VB} and g_{N^*PB} in the charge base in terms of those given in Refs. [2, 24] in the isospin base.

Process $N^{*+} \rightarrow K^+\Sigma^{*0}$				Process $N^{*+} \rightarrow K^+\Lambda^*$			
Channel in the loop	C_j	g_{Σ^*VB}	g_{N^*PB}	Channel in the loop	C_j	g_{Λ^*VB}	g_{N^*PB}
$\pi^0 p K^{*+}$ (892)	$-\frac{1}{\sqrt{2}}$	$-\frac{1}{\sqrt{2}} g_{\Sigma^* \bar{K}^* N}$	$-\frac{1}{\sqrt{3}} g_{N^* \pi N}$	$\pi^0 p K^{*+}$ (892)	$-\frac{1}{\sqrt{2}}$	$\frac{1}{\sqrt{2}} g_{\Lambda^* \bar{K}^* N}$	$-\frac{1}{\sqrt{3}} g_{N^* \pi N}$
$\pi^+ n K^{*0}$ (892)	-1	$\frac{1}{\sqrt{2}} g_{\Sigma^* \bar{K}^* N}$	$-\sqrt{\frac{2}{3}} g_{N^* \pi N}$	$\pi^+ n K^{*0}$ (892)	-1	$\frac{1}{\sqrt{2}} g_{\Lambda^* \bar{K}^* N}$	$-\sqrt{\frac{2}{3}} g_{N^* \pi N}$
$\eta p K^{*+}$ (892)	$-\sqrt{\frac{3}{2}}$	$-\frac{1}{\sqrt{2}} g_{\Sigma^* \bar{K}^* N}$	$g_{N^* \eta N}$	$\eta p K^{*+}$ (892)	$-\sqrt{\frac{3}{2}}$	$\frac{1}{\sqrt{2}} g_{\Lambda^* \bar{K}^* N}$	$g_{N^* \eta N}$
$K^+ \Lambda \rho^0$	$\sqrt{\frac{1}{2}}$	$g_{\Sigma^* \rho \Lambda}$	$g_{N^* K \Lambda}$	$K^+ \Sigma^0 \rho^0$	$\sqrt{\frac{1}{2}}$	$-\sqrt{\frac{1}{3}} g_{\Lambda^* \rho \Sigma}$	$\sqrt{\frac{1}{3}} g_{N^* K \Sigma}$
$K^0 \Sigma^+ \rho^+$	1	$\frac{1}{\sqrt{2}} g_{\Sigma^* \rho \Sigma}$	$\sqrt{\frac{2}{3}} g_{N^* K \Sigma}$	$K^0 \Sigma^+ \rho^+$	1	$-\sqrt{\frac{1}{3}} g_{\Lambda^* \rho \Sigma}$	$\sqrt{\frac{2}{3}} g_{N^* K \Sigma}$
$K^+ \Sigma^0 \rho^0$	$\frac{1}{\sqrt{2}}$	0	$\sqrt{\frac{1}{3}} g_{N^* K \Sigma}$	$K^+ \Lambda \omega$	$\sqrt{\frac{1}{2}}$	$g_{\Lambda^* \omega \Lambda}$	$g_{N^* K \Lambda}$
$K^+ \Sigma^0 \omega$	$\frac{1}{\sqrt{2}}$	$g_{\Sigma^* \omega \Sigma}$	$\sqrt{\frac{1}{3}} g_{N^* K \Sigma}$	$K^+ \Lambda \phi$	-1	$g_{\Lambda^* \phi \Lambda}$	$g_{N^* K \Lambda}$
$K^+ \Sigma^0 \phi$	-1	$g_{\Sigma^* \phi \Sigma}$	$\sqrt{\frac{1}{3}} g_{N^* K \Sigma}$	-	-	-	-

TABLE V. Different channels considered in the triangle loop in Fig. 1b and the value of the D_j factors in Eq. (22), together with the couplings g_{H^*PB} and g_{N^*VB} in the charge base in terms of those given in Refs. [2, 24] in the isospin base.

Process $N^{*+} \rightarrow K^+\Sigma^*0$				Process $N^{*+} \rightarrow K^+\Lambda^*$			
Channel in the loop	D_j	g_{Σ^*PB}	g_{N^*VB}	Channel in the loop	D_j	g_{Λ^*PB}	g_{N^*VB}
$\rho^0 pK^+$	$\frac{1}{\sqrt{2}}$	$-\frac{1}{\sqrt{2}} g_{\Sigma^* \bar{K}N}$	$-\frac{1}{\sqrt{3}} g_{N^* \rho N}$	$\rho^0 pK^+$	$\frac{1}{\sqrt{2}}$	$\frac{1}{\sqrt{2}} g_{\Lambda^* \bar{K}N}$	$-\frac{1}{\sqrt{3}} g_{N^* \rho N}$
ωpK^+	$\frac{1}{\sqrt{2}}$	$-\frac{1}{\sqrt{2}} g_{\Sigma^* \bar{K}N}$	$g_{N^* \omega N}$	ωpK^+	$\frac{1}{\sqrt{2}}$	$\frac{1}{\sqrt{2}} g_{\Lambda^* \bar{K}N}$	$g_{N^* \omega N}$
ϕpK^+	-1	$-\frac{1}{\sqrt{2}} g_{\Sigma^* \bar{K}N}$	$g_{N^* \phi N}$	ϕpK^+	-1	$\frac{1}{\sqrt{2}} g_{\Lambda^* \bar{K}N}$	$g_{N^* \phi N}$
$\rho^+ nK^0$	1	$\frac{1}{\sqrt{2}} g_{\Sigma^* \bar{K}N}$	$-\sqrt{\frac{2}{3}} g_{N^* \rho N}$	$\rho^+ nK^0$	1	$\frac{1}{\sqrt{2}} g_{\Lambda^* \bar{K}N}$	$-\sqrt{\frac{2}{3}} g_{N^* \rho N}$
$K^{*+}(892)\Lambda\pi^0$	$-\frac{1}{\sqrt{2}}$	$g_{\Sigma^* \pi\Lambda}$	$g_{N^* K^* \Lambda}$	$K^{*+}(892)\Sigma^0\pi^0$	$-\frac{1}{\sqrt{2}}$	$-\frac{1}{\sqrt{3}} g_{\Lambda^* \pi\Sigma}$	$\frac{1}{\sqrt{3}} g_{N^* K^* \Sigma}$
$K^{*+}(892)\Sigma^0\pi^0$	$-\frac{1}{\sqrt{2}}$	0	$\sqrt{\frac{1}{3}} g_{N^* K^* \Sigma}$	$K^{*0}(892)\Sigma^+\pi^+$	-1	$-\frac{1}{\sqrt{3}} g_{\Lambda^* \pi\Sigma}$	$\sqrt{\frac{2}{3}} g_{N^* K^* \Sigma}$
$K^{*+}(892)\Sigma^0\eta$	$-\sqrt{\frac{3}{2}}$	$g_{\Sigma^* \eta\Sigma}$	$\sqrt{\frac{1}{3}} g_{N^* K^* \Sigma}$	$K^{*+}(892)\Lambda^0\eta$	$-\sqrt{\frac{3}{2}}$	$g_{\Lambda^* \eta\Lambda}$	$g_{N^* K^* \Lambda}$
$K^{*0}(892)\Sigma^+\pi^+$	-1	$\frac{1}{\sqrt{2}} g_{\Sigma^* \pi\Sigma}$	$\sqrt{\frac{2}{3}} g_{N^* K^* \Sigma}$	-	-	-	-

TABLE VI. Different channels considered in the triangle loop in Fig. 1c and the value of the F_j factors in Eq. (23), together with the couplings g_{H^*VB} and g_{N^*VB} in the charge base in terms of those given in Refs. [2, 24] in the isospin base.

Process $N^{*+} \rightarrow K^+\Sigma^*0$				Process $N^{*+} \rightarrow K^+\Lambda^*$			
Channel in the loop	F_j	g_{Σ^*VB}	g_{N^*VB}	Channel in the loop	F_j	g_{Λ^*VB}	g_{N^*VB}
$\rho^0 pK^{*+}(892)$	$\frac{1}{\sqrt{2}}$	$-\frac{1}{\sqrt{2}} g_{\Sigma^* \bar{K}^*N}$	$-\frac{1}{\sqrt{3}} g_{N^* \rho N}$	$\rho^0 pK^{*+}(892)$	$\frac{1}{\sqrt{2}}$	$\frac{1}{\sqrt{2}} g_{\Lambda^* \bar{K}^*N}$	$-\frac{1}{\sqrt{3}} g_{N^* \rho N}$
$\omega pK^{*+}(892)$	$\frac{1}{\sqrt{2}}$	$-\frac{1}{\sqrt{2}} g_{\Sigma^* \bar{K}^*N}$	$g_{N^* \omega N}$	$\omega pK^{*+}(892)$	$\frac{1}{\sqrt{2}}$	$\frac{1}{\sqrt{2}} g_{\Lambda^* \bar{K}^*N}$	$g_{N^* \omega N}$
$\phi pK^{*+}(892)$	1	$-\frac{1}{\sqrt{2}} g_{\Sigma^* \bar{K}^*N}$	$g_{N^* \phi N}$	$\phi pK^{*+}(892)$	1	$\frac{1}{\sqrt{2}} g_{\Lambda^* \bar{K}^*N}$	$g_{N^* \phi N}$
$\rho^+ nK^{*0}(892)$	1	$\frac{1}{\sqrt{2}} g_{\Sigma^* \bar{K}^*N}$	$-\sqrt{\frac{2}{3}} g_{N^* \rho N}$	$\rho^+ nK^{*0}(892)$	1	$\frac{1}{\sqrt{2}} g_{\Lambda^* \bar{K}^*N}$	$-\sqrt{\frac{2}{3}} g_{N^* \rho N}$
$K^{*+}(892)\Lambda\rho^0$	$\frac{1}{\sqrt{2}}$	$g_{\Sigma^* \rho\Lambda}$	$g_{N^* K^* \Lambda}$	$K^{*+}(892)\Sigma^0\rho^0$	$\frac{1}{\sqrt{2}}$	$-\frac{1}{\sqrt{3}} g_{\Lambda^* \rho\Sigma}$	$\frac{1}{\sqrt{3}} g_{N^* K^* \Sigma}$
$K^{*+}(892)\Sigma^0\rho^0$	$\frac{1}{\sqrt{2}}$	0	$\sqrt{\frac{1}{3}} g_{N^* K^* \Sigma}$	$K^{*+}(892)\Sigma^+\rho^+$	1	$-\frac{1}{\sqrt{3}} g_{\Lambda^* \rho\Sigma}$	$\sqrt{\frac{2}{3}} g_{N^* K^* \Sigma}$
$K^{*+}(892)\Sigma^0\omega$	$\frac{1}{\sqrt{2}}$	$g_{\Sigma^* \omega\Sigma}$	$\sqrt{\frac{1}{3}} g_{N^* K^* \Sigma}$	$K^{*+}(892)\Lambda\omega$	$\frac{1}{\sqrt{2}}$	$g_{\Lambda^* \omega\Lambda}$	$g_{N^* K^* \Lambda}$
$K^{*+}(892)\Sigma^0\phi$	1	$g_{\Sigma^* \phi\Sigma}$	$\sqrt{\frac{1}{3}} g_{N^* K^* \Sigma}$	$K^{*+}(892)\Lambda\phi$	1	$g_{\Lambda^* \phi\Lambda}$	$g_{N^* K^* \Lambda}$
$K^{*0}(892)\Sigma^+\rho^+$	1	$\frac{1}{\sqrt{2}} g_{\Sigma^* \pi\Sigma}$	$\sqrt{\frac{2}{3}} g_{N^* K^* \Sigma}$	-	-	-	-

Appendix B: Expressions for $N_{i,j}$, \mathcal{D}_j , $\mathcal{B}_{i,j}$ and $\mathcal{C}_{i,j}$

As mentioned in section II, the amplitudes for the different diagrams in Fig. 1, as given by Eqs. (17), (24) and (25) are proportional to $N_{i,j}(\vec{q})/\mathcal{D}_j(\vec{q})$. The index i indicates that $N_{i,j}$ is the numerator resulting from the q^0 integration on terms proportional to $(q^0)^i$. The index j signifies that $N_{i,j}(\vec{q})/\mathcal{D}_j(\vec{q})$ is the result of the q^0 integration for the j th channel in the loop. To facilitate writing the expressions of $N_{i,j}$ and \mathcal{D}_j , we label the energies (masses) of the particles in the triangle loop with four-momentum $k - q$, q and $P - k + q$ as, E_{1j}

(m_{1j}) , E_{2j} (m_{2j}) and E_{Bj} (m_{Bj}), respectively, such that, in the center of mass frame:

$$\begin{aligned} E_{1j} &= \sqrt{(\vec{k} - \vec{q})^2 + m_{1j}^2}, \\ E_{2j} &= \sqrt{\vec{q}^2 + m_{2j}^2}, \\ E_{Bj} &= \sqrt{(-\vec{k} + \vec{q})^2 + m_{Bj}^2}. \end{aligned} \quad (\text{B1})$$

Using the above definitions, we can write the numerators $N_{i,j}(\vec{q})$ as

$$\begin{aligned} N_{0j} &= -E_{2j}(E_{Bj} + E_{1j})(k^0)^2 + 2\sqrt{s}E_{Bj}E_{2j}k^0 + (E_{1j} + E_{2j}) \left[E_{Bj}(E_{Bj} + E_{1j} - \sqrt{s}) \right. \\ &\quad \left. \times (E_{Bj} + E_{1j} + \sqrt{s}) + E_{2j}^2(E_{Bj} + E_{1j}) + E_{2j}(E_{Bj} + E_{1j})(2E_{Bj} + E_{1j}) \right], \end{aligned} \quad (\text{B2})$$

$$\begin{aligned} N_{1j} &= E_{2j} \left\{ E_{Bj} \left[k^0(2E_{1j}^2 + 4E_{1j}E_{2j} + E_{2j}^2 - s) - 2E_{1j}\sqrt{s}(E_{1j} + E_{2j}) + 2\sqrt{s}(k^0)^2 \right. \right. \\ &\quad \left. \left. - (k^0)^3 \right] + 2E_{Bj}^2(E_{1j} + E_{2j})k^0 + E_{Bj}^3K^0 - E_{1j}(\sqrt{s} - k^0) \left[(E_{1j} + E_{2j})^2 - (k^0)^2 \right] \right\}, \end{aligned} \quad (\text{B3})$$

$$\begin{aligned} N_{2j} &= E_{2j} \left\{ E_{Bj} \left[(k^0)^2(E_{1j}^2 + 4E_{1j}E_{2j} + E_{2j}^2 - s) + E_{1j}(-E_{1j}^2E_{2j} + E_{1j}(s - E_{2j}^2) + sE_{2j}) \right. \right. \\ &\quad \left. \left. - 2E_{1j}\sqrt{s}(E_{1j} + 2E_{2j})k^0 + 2\sqrt{s}(k^0)^3 - (k^0)^4 \right] + E_{Bj}^2 \left[(k^0)^2(E_{1j} + 2E_{2j}) - E_{1j}(E_{1j} + 2E_{2j})^2 \right] \right. \\ &\quad \left. + E_{Bj}^3 \left[(k^0)^2 - E_{1j}^2 - E_{1j}E_{2j} \right] + E_{1j}(\sqrt{s} - k^0)^2 \left[(E_{1j} + E_{2j})^2 - (k^0)^2 \right] \right\}, \end{aligned} \quad (\text{B4})$$

$$\begin{aligned} N_{3j} &= E_{2j} \left\{ E_{Bj} \left[(k^0)^3(E_{1j}^2 + 4E_{1j}E_{2j} + E_{2j}^2 - s) + E_{1j}k^0(-2E_{1j}^2E_{2j} + E_{1j}(s - 3E_{2j}^2) + 2sE_{2j}) \right. \right. \\ &\quad \left. \left. + 2E_{1j}^2E_{2j}\sqrt{s}(E_{1j} + E_{2j}) - 2E_{1j}\sqrt{s}(E_{1j} + 3E_{2j})(k^0)^2 + 2\sqrt{s}(k^0)^4 - (k^0)^5 \right] \right. \\ &\quad \left. + E_{Bj}^2 \left[-E_{1j}(E_{1j}^2 + 4E_{1j}E_{2j} + 3E_{2j}^2)k^0 + (E_{1j} + 2E_{2j})(k^0)^3 + E_{1j}\sqrt{s}(E_{1j} + E_{2j})^2 - E_{1j}\sqrt{s}(k^0)^2 \right] \right. \\ &\quad \left. + E_{Bj}^3 \left[(k^0)^3 - E_{1j}(E_{1j} + 2E_{2j})k^0 \right] - E_{1j}(\sqrt{s} - (k^0))^3 \left[(E_{1j} + E_{2j})^2 - (k^0)^2 \right] \right\}, \end{aligned} \quad (\text{B5})$$

$$\begin{aligned}
N_{4j} = E_{2j} & \left\{ 2E_{Bj}^2 \left[-E_{1j} (k^0)^2 (E_{1j}^2 + 4E_{1j}E_{2j} + 3E_{2j}^2 - s) + 2E_{1j}\sqrt{s}k^0 (E_{1j} + E_{2j})^2 + (E_{1j} + E_{2j})(k^0)^4 \right. \right. \\
& + E_{1j} (E_{1j} + E_{2j})^2 (E_{1j}E_{2j} - s) - 2E_{1j}\sqrt{s} (k^0)^3 \left. \right] + E_{Bj} \left[(k^0)^4 (2E_{1j}^2 + 4E_{1j}E_{2j} + E_{2j}^2 - s) \right. \\
& + E_{1j} (E_{1j} + E_{2j})(E_{1j}^2 [E_{2j}^2 - s] - 3sE_{1j}E_{2j} - sE_{2j}^2) + 2E_{1j}^2\sqrt{s} (E_{1j} + 2E_{2j})^2 k^0 - E_{1j} (k^0)^2 \\
& \times (E_{1j}^3 + 4E_{1j}^2E_{2j} + 6E_{1j}E_{2j}^2 - 2sE_{1j} - 4sE_{2j}) - 4E_{1j}\sqrt{s} (E_{1j} + 2E_{2j}) (k^0)^3 + 2\sqrt{s} (k^0)^5 \\
& \left. - (k^0)^6 \right] + E_{Bj}^3 \left[E_{1j} (E_{1j}^3 + 4E_{1j}^2E_{2j} + 4E_{1j}E_{2j}^2 + E_{2j}^3) - 2E_{1j} (E_{1j} + 2E_{2j}) (k^0)^2 + (k^0)^4 \right] \\
& \left. + E_{Bj}^4 E_{1j} \left[(E_{1j} + E_{2j})^2 - (k^0)^2 \right] + E_{1j} (\sqrt{s} - k^0)^4 \left[(E_{1j} + E_{2j})^2 - (k^0)^2 \right] \right\}. \quad (B6)
\end{aligned}$$

The expression found for the denominator of Eq. (18) is

$$\begin{aligned}
\mathcal{D}_j = 2E_{Bj}E_{1j}E_{2j} & (\sqrt{s} - E_{Bj} - E_{1j} + i\epsilon) (\sqrt{s} + E_{Bj} + E_{1j}) (k^0 - E_{1j} - E_{2j} + i\epsilon) \\
& \times (k^0 + E_{1j} + E_{2j}) (\sqrt{s} - k^0 - E_{Bj} - E_{2j} + i\epsilon) (-\sqrt{s} + k^0 - E_{Bj} - E_{2j} + i\epsilon), \quad (B7)
\end{aligned}$$

where $i\epsilon$ is replaced by $i\Gamma/2$ for vector mesons with large widths, like ρ and $K^*(892)$. We consider an average width for ρ and $K^*(892)$ as 150 MeV and 50 MeV, respectively.

Further, we give the expressions of $\mathcal{B}_{i,j}$ needed to calculate Eq. (24),

$$\begin{aligned}
\mathcal{B}_{0,j} = \vec{\sigma} \cdot \vec{k} & \left\{ - (m_{Bj} + m_{\Sigma^*}) \left(1 + \frac{k^0}{E_{H^*} + m_{\Sigma^*}} \right) - \frac{2\vec{k} \cdot \vec{q} + |\vec{q}|^2}{E_{H^*} + m_{\Sigma^*}} + \left(\frac{|\vec{k}|^2 + |\vec{q}|^2}{(m_{vj})^2} \right) \right. \\
& \times \left. \left((m_{Bj} + m_{\Sigma^*}) \left(1 + \frac{k^0}{E_{H^*} + m_{\Sigma^*}} \right) + \frac{2\vec{k} \cdot \vec{q} - |\vec{q}|^2}{E_{H^*} + m_{\Sigma^*}} \right) \right\} + \vec{\sigma} \cdot \vec{q} \left\{ k^0 - m_{Bj} \right. \\
& \left. - m_{\Sigma^*} + \frac{|\vec{k}|^2}{E_{H^*} + m_{\Sigma^*}} + \left(\frac{|\vec{k}|^2 + |\vec{q}|^2}{(m_{vj})^2} \right) \left(-k^0 - m_{Bj} - m_{\Sigma^*} - \frac{|\vec{k}|^2}{E_{H^*} + m_{\Sigma^*}} \right) \right\}, \quad (B8)
\end{aligned}$$

$$\mathcal{B}_{1,j} = \vec{\sigma} \cdot \vec{k} \left\{ -1 + \frac{k^0 - m_{Bj} - m_{\Sigma^*}}{E_{H^*} + m_{\Sigma^*}} + \left(\frac{|\vec{k}|^2 + |\vec{q}|^2}{(m_{vj})^2} \right) \left(1 - \frac{k^0 + m_{Bj} + m_{\Sigma^*}}{E_{H^*} + m_{\Sigma^*}} \right) \right\}, \quad (B9)$$

$$\begin{aligned}
\mathcal{B}_{2,j} = \vec{\sigma} \cdot \vec{k} & \left\{ \frac{1}{E_{H^*} + m_{\Sigma^*}} - \frac{(m_{Bj} + m_{\Sigma^*})}{(m_{vj})^2} \left(1 + \frac{k^0}{E_{H^*} + m_{\Sigma^*}} \right) + \frac{-2\vec{k} \cdot \vec{q} + 2|\vec{q}|^2 + |\vec{k}|^2}{(E_{H^*} + m_{\Sigma^*})(m_{vj})^2} \right\} \\
& + \frac{\vec{\sigma} \cdot \vec{q}}{(m_{vj})^2} \left\{ k^0 + m_{Bj} + m_{\Sigma^*} + \frac{|\vec{k}|^2}{E_{H^*} + m_{\Sigma^*}} \right\}, \quad (B10)
\end{aligned}$$

$$\mathcal{B}_{3,j} = \frac{\vec{\sigma} \cdot \vec{k}}{(m_{vj})^2} \left\{ -1 + \frac{k^0 + m_{Bj} + m_{\Sigma^*}}{E_{H^*} + m_{\Sigma^*}} \right\}, \quad (B11)$$

$$\mathcal{B}_{4,j} = - \frac{\vec{\sigma} \cdot \vec{k}}{(E_{H^*} + m_{\Sigma^*})(m_{vj})^2}. \quad (B12)$$

Finally, the terms $\mathcal{C}_{i,j}$, in Eq. (25), are

$$\mathcal{C}_{0,j} = \vec{\sigma} \cdot \vec{k} \left\{ \vec{k} \cdot \vec{q} \left(\frac{\sqrt{s} + m_{Bj} + m_{\Sigma^*}}{E_{H^*} + m_{\Sigma^*}} \right) - \frac{|\vec{q}|^2 (\sqrt{s} + m_{\Sigma^*})}{E_{H^*} + m_{\Sigma^*}} \right\} + \vec{\sigma} \cdot \vec{q} \left\{ \vec{k} \cdot \vec{q} - |\vec{k}|^2 \left(\frac{\sqrt{s} + m_{Bj} + m_{\Sigma^*}}{E_{H^*} + m_{\Sigma^*}} \right) - k^0 (m_{Bj} + m_{\Sigma^*}) \right\}, \quad (\text{B13})$$

$$\mathcal{C}_{1,j} = \vec{\sigma} \cdot \vec{k} \left\{ m_{Bj} + m_{\Sigma^*} + \frac{\vec{k} \cdot \vec{q}}{E_{H^*} + m_{\Sigma^*}} \right\} - \vec{\sigma} \cdot \vec{q} k^0, \quad (\text{B14})$$

$$\mathcal{C}_{2,j} = \vec{\sigma} \cdot \vec{k}. \quad (\text{B15})$$

-
- [1] M. Tanabashi *et al.* [ParticleDataGroup], Phys. Rev. D **98**, no. 3, 030001 (2018).
- [2] K. Khemchandani, A. Martínez Torres, H. Nagahiro and A. Hosaka, Phys. Rev. D **88**, no.11, 114016 (2013).
- [3] R. A. Arndt, I. I. Strakovsky, R. L. Workman and M. M. Pavan, Phys. Rev. C **52**, 2120 (1995) [nucl-th/9505040].
- [4] N. Isgur and G. Karl, Phys. Rev. D **18**, 4187 (1978) doi:10.1103/PhysRevD.18.4187
- [5] R. Bijker, F. Iachello and A. Leviatan, Annals Phys. **236**, 69-116 (1994) doi:10.1006/aphy.1994.1108 [arXiv:nucl-th/9402012 [nucl-th]].
- [6] A. Hosaka, H. Toki and M. Takayama, Mod. Phys. Lett. A **13**, 1699-1708 (1998) doi:10.1142/S0217732398001777 [arXiv:hep-ph/9711295 [hep-ph]].
- [7] M. Takayama, H. Toki and A. Hosaka, Prog. Theor. Phys. **101**, 1271-1283 (1999) doi:10.1143/PTP.101.1271
- [8] E. Oset and A. Ramos, Nucl. Phys. A **635** (1998) 99.
- [9] J. A. Oller and U. G. Meißner, Phys. Lett. B **500**, 263 (2001).
- [10] D. Jido, J. A. Oller, E. Oset, A. Ramos and U. G. Meißner, Nucl. Phys. A **725**, 181 (2003).
- [11] T. Hyodo and D. Jido, Prog. Part. Nucl. Phys. **67**, 55 (2012).
- [12] M. Mai and U. G. Meißner, Eur. Phys. J. A **51**, no. 3, 30 (2015) doi:10.1140/epja/i2015-15030-3 [arXiv:1411.7884 [hep-ph]].
- [13] S. Kim, S. Nam, D. Jido and H. Kim, Phys. Rev. D **96**, no.1, 014003 (2017).
- [14] H. Noumi, JPS Conf. Proc. **17**, 111003 (2017) doi:10.7566/JPSCP.17.111003
- [15] J. A. Oller and U. G. Meißner, Phys. Lett. B **500**, 263 (2001).

- [16] Zhi-Hui Guo and J. A. Oller, Phys. Rev. C. **87**, 035202 (2013).
- [17] J. J. Wu, S. Dulat and B. S. Zou, Phys. Rev. D **80**, 017503 (2009).
- [18] J. J. Wu, S. Dulat and B. S. Zou, Phys. Rev. C **81**, 045210 (2010).
- [19] P. Gao, J. J. Wu and B. S. Zou, Phys. Rev. C **81**, 055203 (2010).
- [20] J. J. Xie, J. J. Wu and B. S. Zou, Phys. Rev. C **90**, no. 5, 055204 (2014).
- [21] J. J. Xie and L. S. Geng, Phys. Rev. D **95**, no. 7, 074024 (2017).
- [22] K. P. Khemchandani, A. Martínez Torres, H. Nagahiro and A. Hosaka, Phys. Rev. D **85**, 114020 (2012).
- [23] L. Roca and E. Oset, Phys. Rev. C **88**, 055206 (2013).
- [24] K. Khemchandani, A. Martínez Torres and J. Oller, Phys. Rev. C **100**, no.1, 015208 (2019).
- [25] M. Mai and U. G. Meißner, Eur. Phys. J. A **51**, no. 3, 30 (2015).
- [26] H. Y. Lu *et al.* [CLAS Collaboration], Phys. Rev. C **88**, 045202 (2013).
- [27] M. Bando, T. Kugo, S. Uehara, K. Yamawaki and T. Yanagida, Phys. Rev. Lett. **54**, 1215 (1985).
- [28] M. Bando, T. Kugo and K. Yamawaki, Phys. Rept. **164**, 217 (1988).
- [29] J. Oller and D. Entem, Annals Phys. **411**, 167965 (2019).
- [30] K. Moriya *et al.* [CLAS], Phys. Rev. C **88**, 045201 (2013) doi:10.1103/PhysRevC.88.045201 [arXiv:1305.6776 [nucl-ex]].
- [31] G. Scheluchin, S. Alef, P. Bauer, R. Beck, A. Braghieri, P. Cole, R. Di Salvo, D. Elsner, A. Fantini, O. Freyermuth, F. Ghio, A. Gridnev, D. Hammann, J. Hannappel, T. Jude, K. Kohl, N. Kozlenko, A. Lapik, P. Levi Sandri, V. Lisin, G. Mandaglio, R. Messi, D. Moricciani, V. Nedorezov, D. Novinsky, P. Pedroni, A. Polonski, B. E. Reitz, M. Romaniuk, H. Schmieden, V. Sumachev, V. Tarakanov and C. Tillmanns, [arXiv:2007.08898 [nucl-ex]].