

Facebook Ads: Politics of Migration in Italy

Arthur Capozzi*, Gianmarco De Francisci Morales, Yelena Mejova,
Corrado Monti, André Panisson, and Daniela Paolotti

ISI Foundation, Turin, Italy, isi.it

Abstract. Targeted online advertising is on the forefront of political communication, allowing hyper-local advertising campaigns around elections and issues. In this study, we employ a new resource for political ad monitoring – Facebook Ads Library – to examine advertising concerning the issue of immigration in Italy. A crucial topic in Italian politics, it has recently been a focus of several populist movements, some of which have adopted social media as a powerful tool for voter engagement. Indeed, we find evidence of targeting by the parties both in terms of geography and demographics (age and gender). For instance, Five Star Movement reaches a younger audience when advertising about immigration, while other parties’ ads have a more male audience when advertising on this issue. We also notice a marked rise in advertising volume around elections, as well as a shift to more general audience. Thus, we illustrate political advertising targeting that likely has an impact on public opinion on a topic involving potentially vulnerable populations, and urge the research community to include online advertising in the monitoring of public discourse.

Keywords: Targeted advertising · Social media · Politics · Immigration

1 Introduction

According to the International Organization for Migration, almost 130k migrants have arrived in Europe in 2019.¹ Global migration is a systemic challenge for Europe [18], and for Italy in particular being on the Mediterranean route [12]. Therefore, it is not surprising that migration is a central issue in European and Italian politics [1].

At the same time, Europe and the world in general have seen a resurgence of nationalism with a populist derive, such as what seen in USA, Brazil, Philippines, Turkey, UK, Hungary, and Italy to name a few [28]. Nationalist parties often espouse nativist positions, denouncing the negative effects of migration, and emphasizing the loss of cultural identity [10]. Indeed, migration is a controversial issue often used as a political tool by parties across the aisle. In this work, we focus on the Italian debate around migration, which has been of paramount importance in recent history.²

* After first author, the author names are in alphabetical order.

¹ <https://migration.iom.int/europe?type=arrivals>

² <https://www.bbc.com/news/world-europe-43167699>

<https://www.politico.eu/article/italy-immigration-debate-facts-dont-matter>

Some of the parties have risen to success by embracing the new communication technologies available on the Web and social media [3]. The Five Star Movement (*Movimento 5 Stelle*, M5S) [23] is a notorious example of this trend, with its focus on anti-establishment rhetoric paired with an organizational focus around new communication technologies. In contrast with traditional media which focus on mass communication (TV and news), social media allows direct and personal communication. This *micro-targeting* feature is highly controversial and has caused wide backlash towards Facebook [16].

Given this socio-political context, our main research aim is to study the *political messaging around migration in Italy via Facebook ads*. In particular, we look for evidence of micro-targeting and analyze different focus of the major parties on Italian stage. We find that different parties have different demographic foci, and the target audience shifts during events such as elections. In addition, we find evidence that nationalist parties focus on more male audience for their migration ads compared to their normal targets. Finally, we discuss the advantages and limitations of this methodology, and future integration of online data in political discourse analysis.

2 Background

Political advertising. As efforts toward transparency have recently resulted in Facebook and other major platforms releasing information about political advertising, the research is just beginning to measure the extent and impact of online targeting on vulnerable groups [3]. For instance, Hegelich & Serrano [15] examined political ads made available through Facebook Ad Library API and the Google Cloud BigQuery API, finding targeting differences among major German political parties. While some parties published ads with broad appeal, others had specific targets, such as women of working age. However, no differentiation between topical focus was made in this analysis. Other sources of ad-related datasets become available as political events unfold, such as in the case of Ribeiro et al. [25] who examined a dataset of 3,517 Facebook ads that were linked to a Russian group Internet Research Agency (IRA). Targeted to U.S. audience, the ads achieved a higher click through rate (CTR) than usual Facebook ads. After running a survey on the most impactful ads, the authors found that many of these ads were severely divisive, and “generated strongly varied opinions across the two ideological groups of liberals and conservatives”. In particular, these ads were targeted to those who were more likely to believe, and approve and subsequently less likely to report or identify false claims in them. However, the Facebook Ads Library API has been shown to be unstable during the 2019 European Parliament Election [22, 26] – this study is the latest attempt to negotiate the API to extract useful information about political advertising and targeting.

Italian parties and migration. In the time period we analyzed, March 2019 to March 2020, the main Italian parties are the Five-Star Movement (*Movimento*

5 Stelle, M5S), the League (Lega), the Democratic Party (*Partito Democratico*, PD). M5S was the largest party in Italy at the previous national elections in March 2018; it currently holds about one third of the parliament, while Lega, PD, and Forza Italia hold about one fifth each. M5S has been unanimously described as anti-establishment and populist; however, its position on the left-right spectrum has been harder to describe [21]. Emanuele et al. [9] found that “M5S voters are leftist on the economy but quite close to right-wing voters on Europe and immigration”. M5S’s positions on migration is wavering [24], mixing humanitarianism with defense of national borders [21] – for instance, they accused NGOs of increasing illegal immigration by rescuing migrants at sea [5]. According to Gerbaudo and Screti [13] this strategy has the goal of competing on the issue with Lega.

Lega under Salvini is in fact keeping a strong anti-immigration and nativist focus, adopting “stop the invasion” as a slogan, calling for immediate repatriations, and depicting Islam as a threat to Italian Christian identity [17]. As the interior minister in June 2018, Salvini declared Italian ports closed to NGO ships rescuing migrants [7]. Brothers of Italy (*Fratelli d’Italia*, FdI) holds similar positions, and was allied with Lega and Forza Italia in the center right coalition in 2018.

The Democratic Party, who has dominated Italian government coalitions after 2013, is the main target of such critiques from other parties. PD adopted a strategy of “setting up a decentralized system for the management of asylum requests” [8]. In their view, migration must be managed more than stopped: for instance, they aimed at reducing migrant flows to Italy [29], through agreements with Libya [4] and by negotiating the redistribution of migrants with the rest of EU. However, they kept a mostly humanitarian position in public discourse about rescuing operations at sea. During the analyzed time period, former prime minister Matteo Renzi split from PD to form a new formation, Italia Viva (IV).

3 Data

The data for this collection comes from Facebook Ads Library, which provides an API³ for accessing advertisement shown on Facebook and Instagram platforms about “social issues, elections or politics” since March 2019. On March 30, 2020 we run a query to collect all advertisements originating from Italy containing keywords related to migrants, immigrants, and refugees (see Appendix A for the exact keywords). We use keywords in Italian language because we are interested in the domestic perception of the topic of migration. The keywords were compiled using an iterative approach, by starting from “migrante” (migrant) and “immigrato” (immigrant), and then adding keywords to the set using FastText embedding similarity [14]. In particular, we search for ads appearing only on Facebook (not Instagram).

The API returns ads that were published since March 2019, including those which are running at the time of the collection, and excluding those which have

³ <https://www.facebook.com/ads/library/api>

been deleted (mostly removed by the platform). For each ad, the API provides the ad ID, title, and body, and URL, its creation time and the time span of the campaign, the Facebook page authoring the ad, as well as a funding entity. Additional information includes a range for the cost (as well as its currency) and impressions of the ad. The API also provides a distribution over impressions broken down by gender (male, female, unknown), age (7 groups), and location (down to region in Italy). We restrict our analysis by considering only impressions localized in Italy. In further analysis of age, cost and impression information, which come in a range, we take the average of the end points of the range, and for open-ended ranges such as 65+ we take the known closed end point (in this case, 65). Note that in further analysis we focus on the expenditure and impressions, rather than the raw number of ads, as the same message can be presented in several ads, thus making a single ad not a meaningful unit of analysis. For example, to compute the cost per thousand impressions for an author, we divide their total expenditure on all their campaigns by the total number of impressions received. Upon manual examination of top authors, we exclude 7 who are not relevant for the aim of our analysis, such as brands and emigration advertising.⁴ The dataset consists of 2312 ads from 733 unique pages.

To better understand the pages in our dataset, we query WikiData⁵ with all n-grams of words in the name of each page. We restricted the matched entities in WikiData to a specific set of categories: parties, politicians, journalists, and NGOs. In all the cases where we had more than one match, we manually disambiguate the matched entities and select the relevant one. To further refine our data, we match the remaining pages against a list of local Italian politicians.⁶ The process results in 249 pages identified as individual politicians and 53 pages identified as parties (including regional branches).

We then consider the pages of politicians affiliated with one of the four parties in Italy most present in our data – Democratic Party (PD), League (Lega), 5 Stars Movement (M5S), Brothers of Italy (Fratelli d’Italia, FdI), and Italy Alive (Italia Viva, IV) – resulting in 208 pages. For each page, we retrieve all ads without keyword constraint, 17 014 ads in total, which we later use as a general political baseline.

4 Results

4.1 Characterizing Advertising around Migration

We begin by considering the top spenders in our data, alongside those whose ads received the most impressions. These statistics are plotted in Figure 1, with bottom x axis showing the impressions and top the spending, summed over all ads by the given author. The most prolific author is Matteo Salvini, the leader of

⁴ The full list of authors excluded is reported in Appendix A

⁵ <https://www.wikidata.org>

⁶ <https://dait.interno.gov.it/elezioni/open-data/dati-amministratori-locali-carica-al-31-dicembre-2018>

the Lega party – a major right-wing nationalist party – having spent in total over 50 000 Euros and attracted almost 8 000 000 impressions. Interestingly, we find other party leaders in the top places: the third most prolific author is Matteo Renzi (former leader of PD, current leader of IV), ahead of Giorgia Meloni (leader of FdI), despite spending less, pointing to a different cost per impression. The second most prolific author is an NGO, the Italian branch of Amnesty International, followed by others such as Save the Children Italia and Refugees Welcome Italia. As we detailed in Section 2, NGOs have been at the center of political controversies for their rescuing operations. Other authors include a journalist (Giulio Gambino), a petition website (petizioni.it), and an online learning website (ICOTEA).

Thus, we find that the biggest spender on ads related to migration comes from the political domain. In particular, Matteo Salvini being the largest spender on ads about immigration is not surprising: first, his party has been recognized as “one of the first political entrepreneurs of anti-immigration sentiments in the Italian arena” [4]; moreover, political commenters recognized Matteo Salvini as successful on leveraging social media to promote his views.⁷ Facebook has been recognized in previous analysis [20] as an important tool also for the other party leaders we find in the top positions.

The resources used for this political advertising make for an unequal distribution of impressions. The Gini coefficient of impressions per page is 0.465, while for individual ads even larger at 0.800, thus indicating a highly skewed distribution of impressions across the field.

Considering the efficiency of the campaigns, we find that most are able to achieve better impression per euro spent ratios than the top spender. Whereas Matteo Salvini paid on average 6.8 ([3.2, 11]) Euros per thousand impressions (CPM), everybody else in the top 30 has spent 4.1 ([0.6, 10.7]) Euros per thousand impressions. The most expensive impressions were purchased by Giorgio Maria Bergesio (local politician from Lega party) at 10.3 CPM, while the cheapest by Save the Children Italia at 0.8 CPM. We address whether this difference may be linked to microtargeting in the next section.

Figure 2 shows the temporal distribution of impressions and expenditure per day. Specifically, we divide the total impressions (expenditure) uniformly over the duration of each ad campaign. The two time series are highly correlated, and are bursty. We also show major events: all major elections (European elections, as well as regional in Piedmont, Umbria, Calabria, and Emilia-Romagna) and the government crisis. We observe that some of those events correspond to spikes in ads expenditure. During these elections, the major players were political parties, which behave differently at different elections, and we explore their behavior in further sections. The largest spike is in the weeks preceding the European elections on 23-26 May (other regional elections also take place then).

Figure 3 shows the geographical distribution over regions of the number of impressions of political ads normalized by population (left) and of the fraction of

⁷ See for instance The Atlantic, “*The New Populist Playbook*” and Reuters.com, “*Chestnuts, swagger and good grammar: how Italy’s ‘Captain’ builds his brand*”

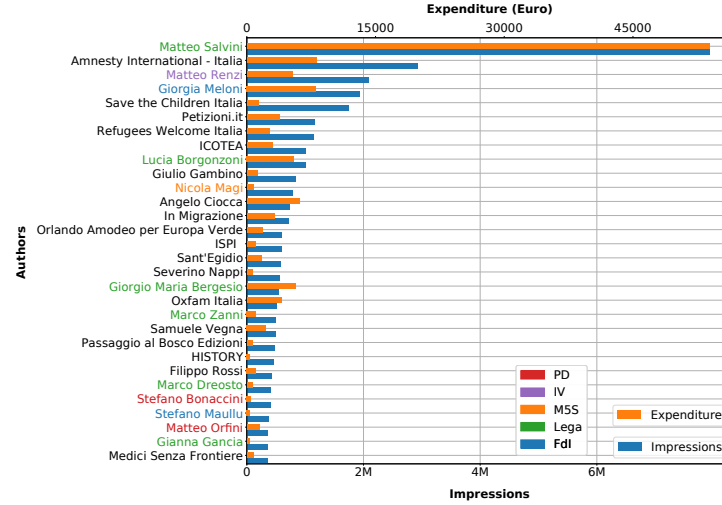


Fig. 1: Authors by impressions and expenditure per page (top 30 for impressions).

impressions of migrant ads (right). The most impressions per capita of political ads are Emilia-Romagna, (with an average of 22.2), followed by Umbria (12.4), and Calabria (11.4). These are in fact the regions that had regional elections in the reference period. The fact that these impressions per person are larger than 1 implies that an average user saw several ads in that time. Emilia-Romagna having the highest number of impressions per capita (despite having a large population) confirms the perceived political importance of their 2020 regional elections: many observers noted in fact that those local elections were particularly important for Italian politics, as they could affect the national government [2].

The map on the right in Figure 3 shows the fraction of political ads that are related to immigration. We note how there is a geographical gradient in attention to this topic: northern regions and islands (Sardinia and Sicily) show more focus on this topic. The northern regions are typically viewed as strongholds of Lega,⁸ whose political agenda is strongly focused on immigration. The prevalence of this topic in Sicily and Sardinia is more surprising. It is interesting to note that these regions emerged in a survey as having the largest fraction of the population overestimating the presence of immigrants [27]. Emilia-Romagna and Calabria show the least prevalence of the topic. In the next section, we find that these regions also display a more generalist targeting: the age and gender distribution of their ads is closer to the population average. Finally, we note that the attention to the topic in Sicily could be connected to the fact that most rescue ships operations happen near its shores. We also find that a single advertising campaign (Nicola Magi, M5S) is responsible for the large portion of the impressions in Marche (44%).

⁸ https://commons.wikimedia.org/wiki/File:Camera_2018_Partiti.svg

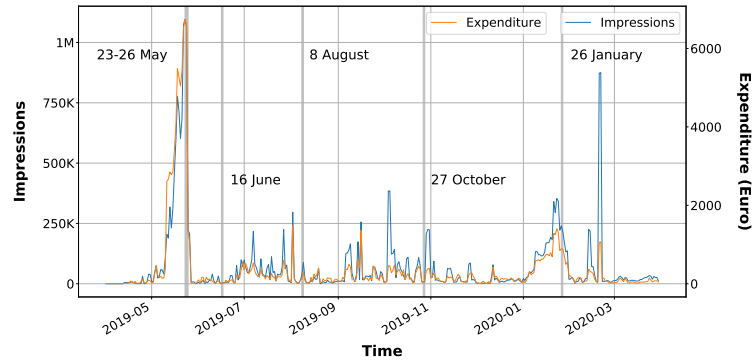


Fig. 2: Impressions and expenditure for ads related to migrations, per day. We also highlight important political events with vertical bars: 23-26 May - European and regional (Piedmont) elections; 16 June - Regional elections in Sardinia; 8 Aug - Lega leaves the government; 27 Oct - Regional election in Umbria; 26 Jan - Regional elections in Calabria and Emilia-Romagna.

In Figure 4 we put into context the expenditure committed and impressions gained by the major political parties, as a proportion of the total political advertising. We find that Lega and M5S have invested the most into migrant-related ads as a proportion of their total budget. Among the parties, M5S attains the largest proportion of their viewership from the migrant-related ad impressions. The party having the least focus on the migrant topic is PD, both in terms of relative budget spent and impressions. Out of these, the one that has spent the most on migrant-related advertising is Lega spending in total 87 314 €, followed by PD (13 786 €), FdI (10 963 €), IV (6023 €) and M5S (3533 €).

Finally, we look at the messages conveyed by each party, by analyzing the text of each ad. Table 1 in Appendix A shows the top terms used by each party about migration, sorted by odds ratio of frequency in migrant-related ads to all political ads. First, we find a difference in the way each party speaks about migration: Lega and FdI both focus on “clandestines” (i.e., illegal immigrants) in their ads. Second, all parties speak about themselves, but interestingly Lega and Salvini are often mentioned by their political opponents. Third, FdI, refers to law, territory, nation, and citizenship, thus emphasizing the defense of Italian sovereignty. Both FdI and Lega focus on rescue ships operations, through the words “NGO” for the former and “ports” for the latter⁹. Instead, PD is mentioning words related to rights and duties¹⁰ in relation to immigrants, such as “law” and “rights”. IV

⁹ E.g., using the hashtag #portichiusi – “close the ports”.

¹⁰ The definition of “rights and duties” for immigrants is PD’s first point of intervention for their integration (see <https://www.partitodemocratico.it/archivio/il-pd-e-limmigrazione/>).

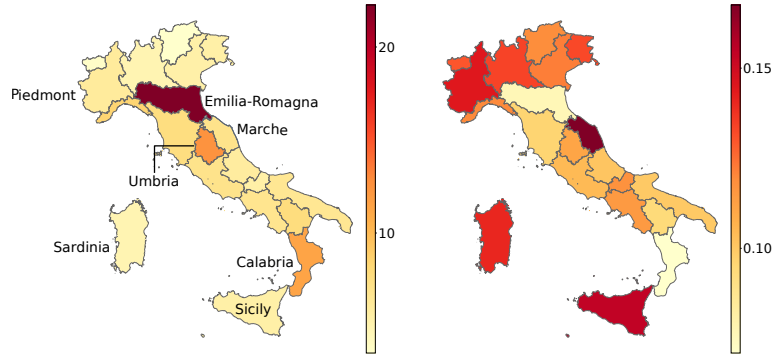


Fig. 3: Impressions per capita of all political ads (left), fraction of impressions of migrant-related ads over all political ads (right).

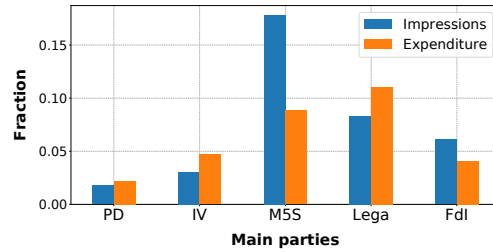


Fig. 4: Fraction of advertising budget and reach that each party dedicates to migrant-related topics.

is mostly focusing on “hate” (denouncing Salvini’s campaign as “hateful”)¹¹ as well as connecting immigration to “security”.

4.2 Audience Targeting

In this section, we ask whether the parties tailor their message around migration to specific audiences in terms of age, gender, and geography. Note that the data we collect tells us the final reach of the ads, we cannot distinguish between explicit targeting of the authors and the platform optimization of the ad delivery to potentially interested audience. Nevertheless, this gives us a precise measure of the final reach of the ads, and as such it is still a strong clue for investigating the ads’ target audience. Figure 5 (left) plots a circle for each ad, located at the mean age and gender of audience reached, colored by the authoring party, and sized by impressions. For each party, we also plot the global impression-weighted average as an ellipse, such that each axis reflects one standard deviation of age and gender. Overall, we find most ads to be targeting older and more male audiences. However, there are differences among the parties, which we compare

¹¹ E.g., <https://www.facebook.com/ads/library/?id=2095571910748061>.

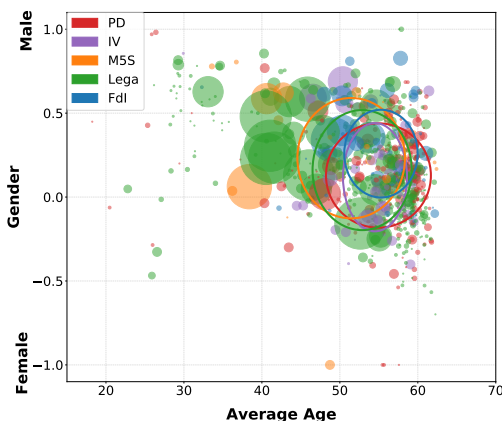


Fig. 5: Average reach of individual ads authored by political parties over age and gender, size proportional to impressions. Ellipses represent one standard deviation for each axis around the average for each party (weighted by impressions).

in Figure 6 by plotting kernel density estimates of impressions for each party over age (left) and gender (right). We find M5S to have a broader age distribution, having more young audience, followed by IV. Considering gender, IV captures more female audience, while FdI is more male-oriented.

Considering the geography, in Figure 7 (left) we aggregate the impressions of ads by different parties by the region, such that one ad may contribute to several regions. In particular, each circle is a regional reach of a party, scaled by the number of impressions and located at the average age and gender of the targets. Note the plot is zoomed in, such that the axes span smaller interval than 5. We find that the points cluster by party (color), implying that the targeting is mostly differentiated by party, instead of geography. This finding suggests that the targeting strategy originates from the party focus and it is only slightly adjusted for each region. In fact, plotting the aggregated target audiences by region in Figure 7 (right), we find that most of the difference among regions are due to events such as elections. In fact, elections seem to make the targeting more gender-balanced and younger in age.

Next, we ask whether this targeting is due to the specific topic of immigration, as compared to overall political ads. Recall that we collect all other ads posted by the politicians present in our collection, making up a topic-neutral baseline (note that our view of political parties is thus constrained by the authors we encounter in immigration-specific collection). Figure 8 shows the distribution of impressions for migrant-related and all political ads over gender and age, per party. In general, we find that all parties are reaching different sub-populations when advertising about migration, either by gender or age. Focusing on gender, we compute the odds ratio of the two binomial distributions. All parties, except M5S, have higher odds of targeting males on migrant-related ads (significant at

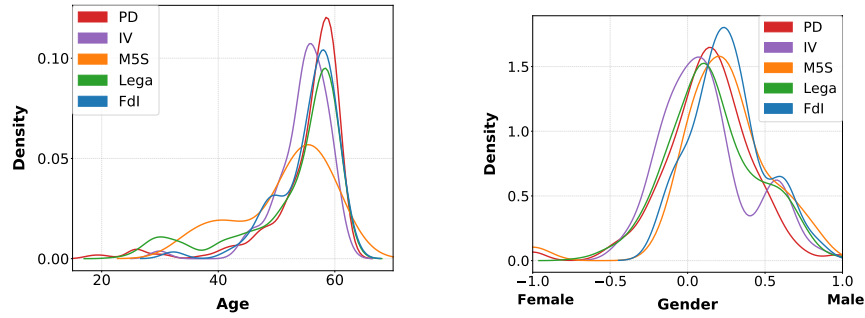


Fig. 6: Probability density functions of age (left) and gender (right) impressions by party computed by kernel density estimation.

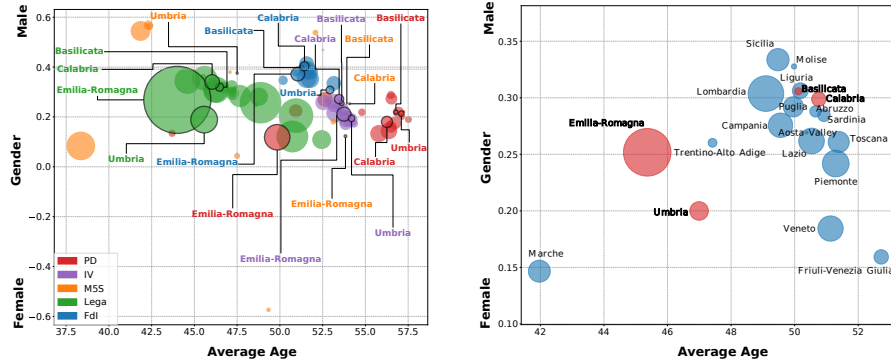


Fig. 7: Average reach of ads by region in terms of age and gender, size proportional to impressions. On the left we group ads by region and party, while on the right we group them only by region (in red are regions with regional elections).

$p < 0.0001$ using Fisher’s exact test), compared to the general political ads, on average about 20% higher. For age, Fisher’s exact test shows the distributions to be significantly different at $p < 0.0001$. Instead to assess the effect size, we compute Wasserstein distance (also known as “earth mover’s distance”) between the two age distributions. The higher this metric, the more one needs to “move” from one distribution to achieve the other. We find M5S and PD to have the most different migrant-related ad audience, compared to that of all of their political ads, with the focus shifting drastically from older to younger segments for M5S.

Lastly, we wonder whether a higher cost per impression may be due to narrower targeting of the viewership. To test this hypothesis, we measure the extent of micro-targeting by computing entropy of the distribution of impressions over demographic buckets and over geographic regions. Correlating this measure with cost per impression, we find the correlation between cost per impression and demographics entropy to be $\rho_d = -0.112$, and correlation between cost per impression and geographic entropy $\rho_g = -0.243$, which indicates very little relationship between the narrowness of the targeting and efficiency.

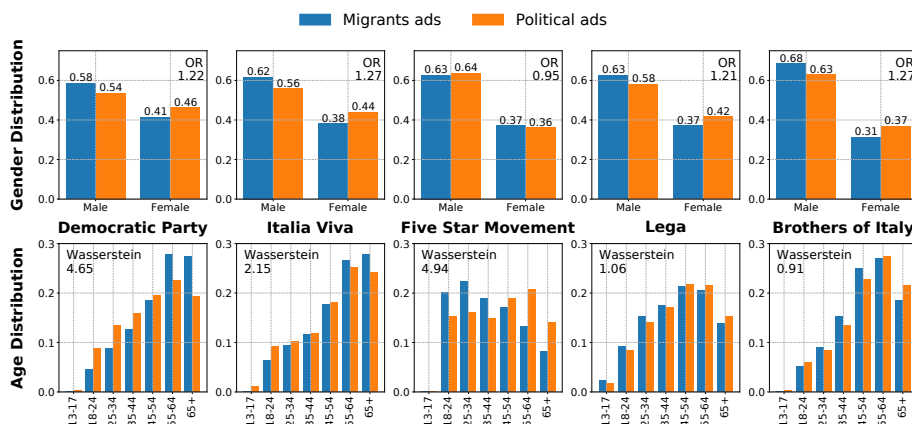


Fig. 8: Distributions of impressions for migrant-related and all political ads over gender (top) and age (bottom), per party.

5 Discussion

In this work, we have analyzed the behavior of political and social advertisers on Facebook on the topic of immigration in Italy. We believe our data set, including the ad metadata and enrichment by using external sources, to be of value to the community, and thus we make it openly available.¹²

In our analysis, we find evidence that Facebook advertising is considered important by many political actors. Among the top four authors by total number of impressions, we find that three are party leaders. In particular, Matteo Salvini (leader of the Lega party) is the top one, both by impressions and by total expenditure. This results reflects two main characteristics of his leadership: a focus on nativist discourse [4] and the usage of social media as a political platform.

We find ads impressions to be largely correlated with national and local elections, thus corroborating the hypothesis that they are viewed as an important means to attract votes. In particular, we find the largest peak to coincide with European elections. The possibility of running advertising campaigns in the last days before elections has been put under scrutiny in all Europe [6], where some countries (including Italy) have rules that impose electoral silence on other media – rules which do not apply to this increasingly important medium. Indeed, we observe that geographically the largest number of impressions per capita is in the region of Emilia-Romagna, which hosted a regional election on 26th January 2020. This election has been recognized by political commenters as having a wider national importance [19]. We also find that immigration-related ads are most prevalent in the North of Italy, as well as in Sicily and Sardinia. While the former could be connected to those regions being strongholds of Lega, the latter result is more surprising and could be related to overestimation of the perceived presence of immigrants [6].

¹² <https://github.com/PotenteOpossum/Facebook-Ads-Politics-of-Migration-in-Italy>

We then turned our attention to the controversial phenomenon of micro-targeting. The political ads we observe tend to target older and more male users. We observe significative differences across parties: for instance, M5S targets a younger audience, while FdI a more male one. This is consistent with the demographic distribution of their voters, as estimated from surveys [11]. However, we find that regional elections can shift the audience towards the population average, both in terms of age and gender. Furthermore, the ads targets change with the topic: some parties appear to reach a significantly different audience when speaking about immigration. In particular, most parties tend to reach a more male-oriented audience when speaking about immigration, while in terms of age each party has a different bias compared to their general audience. We believe these results to be an indication of micro-targeting, i.e., parties trying to reach different sub-populations with different messages [25].

Limitations. We restricted our attention to a specific use case of political advertising on Facebook: the topic of immigration in Italy. Since immigration has become one of the most loaded issues in Italian party politics [4], our findings are limited to this specific context. Narrowing our scope in topic, time, and space, however, has the beneficial effect of removing potential confounding factors.

Some specific aspects of the advertising campaigns are not available to the public through the Facebook Ads Library API, thus limiting our findings. In particular, different mechanisms could be driving the micro-targeting we observed: on the one hand, a certain sub-population could be engaging more with immigration-related ads, thus increasing their impressions; on the other, they could be explicitly targeted by the parties. For instance, Hegelich et al. [15] find that “organic” interactions – those resulting from free posts that are usually disseminated to existing party followers – may attract more views than paid advertising. Without further data shared by the platform, there cannot be a conclusive answer to this important question. It has also been reported that the API appeared unstable and unreliable [22]. To test the stability of our data, we re-query both the migrant-related ads and general political ones two weeks after, and find that 1 ad is missing in the former collection and 3 in latter. Thus we conclude that, in our case, the API is fairly stable.

Despite these limitations, we believe our work brings important elements in the debate on Facebook advertising in politics, showing its importance in electoral campaigns, and bringing statistical significance to the hypothesis that different parts of the population are being targeted by different ads. More work is necessary on this topic. In order to understand the different political messages, it would be possible to use text and image mining to characterize ads, and understand which views and behaviors they promote. Furthermore, comparing the data we obtained from Facebook with other data sources – e.g., surveys, news coverage, election results – could help in understanding the complex relationship of these ads with real-world events.

Bibliography

- [1] European Union, Events of 2019. Human Rights Watch (2020), URL <https://www.hrw.org/world-report/2020/country-chapters/european-union>
- [2] Amaro, S.: Salvini's return? a regional vote in italy risks further chaos in rome (2020), URL <https://www.cnn.com/2020/01/13/matteo-salvini-return-a-regional-vote-in-italy-risks-further-chaos-in-rome.html>
- [3] Beer, D., Redden, J., Williamson, B., Yuill, S.: Landscape summary: Online targeting: What is online targeting, what impact does it have, and how can we maximise benefits and minimise harms? Centre for Data Ethics and Innovation (2019)
- [4] Bulli, G., Soare, S.C.: Immigration and crisis in a new immigration country: The case of italy. *Hrvatska i komparativna javna uprava: časopis za teoriju i praksu javne uprave* **18**(1), 127–156 (2018)
- [5] Coticchia, F., Vignoli, V.: Populist parties and foreign policy: The case of Italy's Five Star Movement. *The British Journal of Politics and International Relations* p. 1369148120922808 (2020)
- [6] Council of Europe: Internet and electoral campaigns - study on the use of internet in electoral campaigns (2018), URL <https://edoc.coe.int/en/internet/7614-internet-and-electoral-campaigns-study-on-the-use-of-internet-in-electoral-campaigns.html>
- [7] Cusumano, E., Gombeer, K.: In deep waters: The legal, humanitarian and political implications of closing Italian ports to migrant rescuers. *Mediterranean Politics* **25**(2), 245–253 (2020)
- [8] Diamond, P.: The Italian Democratic Party and Social Democratic Parties in Europe. *Italian Politics* (2019)
- [9] Emanuele, V., Maggini, N., Paparo, A.: The times they are a-changin': party campaign strategies in the 2018 Italian election. *West European Politics* **43**(3), 665–687 (2020)
- [10] Falk, F.: Invasion, infection, invisibility: An iconology of illegalized immigration. Tech. rep., Basel University Library (2010)
- [11] Formigoni, L., Forni, M.: Elezioni politiche (2018), URL https://www.ipsos.com/sites/default/files/ct/news/documents/2018-03/elezioni_politiche.2018-_analisi_post-voto_ipsos-twig_0.pdf
- [12] FRONTEX: Migratory routes. European Border and Coast Guard Agency (2020), URL <https://frontex.europa.eu/along-eu-borders/migratory-routes/central-mediterranean-route>
- [13] Gerbaudo, P., Screti, F.: Reclaiming popular sovereignty: The vision of the state in the discourse of podemos and the movimiento 5 stelle. *Javnost-The Public* **24**(4), 320–335 (2017)
- [14] Grave, E., Bojanowski, P., Gupta, P., Joulin, A., Mikolov, T.: Learning word vectors for 157 languages. In: Proceedings of the International Conference on Language Resources and Evaluation (LREC 2018) (2018)
- [15] Hegelich, S., Serrano, J.C.M.: Microtargeting (2019)
- [16] Hern, A.: Facebook to curb microtargeting in political advertising (2019), URL <https://www.theguardian.com/technology/2019/nov/22/facebook-to-curb-microtargeting-in-political-advertising>

- [17] Ivaldi, G., Lanzone, M.E., Woods, D.: Varieties of Populism across a Left-Right Spectrum: The Case of the Front National, the Northern League, Podemos and Five Star Movement. *Swiss Political Science Review* **23**(4), 354–376 (2017)
- [18] Joppke, C., et al.: *Challenge to the nation-state: Immigration in Western Europe and the United States*. Oxford University Press on Demand (1998)
- [19] Justin O. Frosini and Erik Jones and Gianfranco Pasquino: Emilia-Romagna: a setback for Salvini or a comeback for the left? (2020), URL <https://www.bipr.eu/PROFILESUMMARIES/20200130.pdf>
- [20] Mazzoleni, G., Bracciale, R.: Socially mediated populism: the communicative strategies of political leaders on facebook. *Palgrave Communications* **4**(1), 1–10 (2018)
- [21] Mosca, L., Tronconi, F.: Beyond left and right: the eclectic populism of the Five Star Movement. *West European Politics* **42**(6), 1258–1283 (2019)
- [22] Mozilla: Data Collection Log — EU Ad Transparency Report (2019), URL <https://adtransparency.mozilla.org/eu/log/>
- [23] Natale, S., Ballatore, A.: The web will kill them all: new media, digital utopia, and political struggle in the Italian 5-Star Movement. *Media, Culture & Society* **36**(1), 105–121 (2014)
- [24] Pasini, N., Regalia, M.: The 2018 Italian General Elections: Focus on Immigration. *The Twenty-fourth Italian Report on Migrations 2018* (2019)
- [25] Ribeiro, F.N., Saha, K., Babaei, M., Henrique, L., Messias, J., Benevenuto, F., Goga, O., Gummadi, K.P., Redmiles, E.M.: On microtargeting socially divisive ads: A case study of Russia-linked ad campaigns on Facebook. In: *Proceedings of the Conference on Fairness, Accountability, and Transparency*, pp. 140–149 (2019)
- [26] Rosenberg, M.: Ad Tool Facebook Built to Fight Disinformation Doesn't Work as Advertised. *The New York Times* (July 2019), URL <https://www.nytimes.com/2019/07/25/technology/facebook-ad-library.html>
- [27] Saso, R.: L'immigrazione in Italia: tra dati reali, (dis)informazione e percezione. *l'Eurispes* (2019), URL <https://www.leurispes.it/limmigrazione-in-italia-tra-dati-reali-disinformazione-e-percezione/>
- [28] Smith, A.: *Nations and nationalism in a global era*. John Wiley & Sons (2013)
- [29] Wintour, P.: Italian minister defends methods that led to 87% drop in migrants from Libya (September 2017), URL <https://www.theguardian.com/world/2017/sep/07/italian-minister-migrants-libya-marco-minniti>

A Appendix

Table 1: Top 10 words for each party by odds ratio of presence in migrant ads compared to all political ads (translated to English).

PD	IV	M5S	Lega	FdI
PD	hate	movement	Lega	Europe
Salvini	Italians	Italy	Salvini	Italy
politics	September	countries	clandestines	brothers
migrants	Matteo	Conte	Italians	law
Italy	death	answer	truth	clandestines
party	voice	policies	migrants	territory
Europe	Mario	Lega	Matteo	NGO
rights	Salvini	Europe	immigrants	activity
law	community	agreement	immigration	nations
women	security	migrants	ports	citizenship

List of ad authors manually removed: ‘Move To Canada Today’, ‘Patagonia’, ‘VisaPlace - Niren & Associates Immigration Law Firm’, ‘Immigration Spot’, ‘Battlefield Italia-La pagina’, ‘Videodrome’.

Keywords used to retrieve ads from the Facebook Ads Library: ‘migrante’, ‘migranti’, ‘immigrato’, ‘immigrati’, ‘immigrata’, ‘immigrate’, ‘ius soli’, ‘ius culturae’, ‘sbarchi’, ‘sbarco’, ‘migrazioni’, ‘migrazione’, ‘clandestino’, ‘clandestini’, ‘clandestina’, ‘clandestine’, ‘profugo’, ‘profughi’, ‘profughe’, ‘profuga’, ‘scafisti’, ‘scafista’, ‘extracomunitario’, ‘extracomunitari’, ‘extracomunitaria’, ‘extracomunitarie’.