

Design of Power-Imbalanced SCMA Codebook

Xudong Li, Zhicheng Gao, Zilong Liu, Pei Xiao, Yiming Gui.

Abstract—Sparse code multiple access (SCMA) is a promising multiuser communication technique for the enabling of future massive machine-type networks. Unlike existing codebook design schemes assuming uniform power allocation, this paper develops a novel class of SCMA codebooks which display power imbalance among different users for downlink transmission. Based on the Star-QAM mother constellation structure and with the aid of genetic algorithm, we optimize the minimum Euclidean distance (MED) and the minimum product distance (MPD) of the proposed codebooks. Numerical simulation results show that our proposed codebooks lead to significantly improved error rate performances over Gaussian channels, whilst having BERs comparable to that of the Huawei codebook in Rayleigh fading channels.

Index Terms—Sparse code multiple access (SCMA), power imbalance, near-far effect, minimum Euclidean distance (MED), minimum product distance (MPD).

I. INTRODUCTION

Non-orthogonal multiple access (NOMA) is a disruptive multiuser communication technique for the 5G networks and beyond. In recent years, NOMA has attracted increasing research attention owing to its great potential of meeting various stringent quality-of-service requirements such as considerably higher spectrum efficiency, massive connectivity, and ultra-low access latency [1]. Inspired by low density signature based code-division multiple access (LDS-CDMA) [2], sparse code multiple access (SCMA) has emerged as a competitive code-domain NOMA scheme [3]. In SCMA, the multiuser detection (MUD) is conducted by efficiently exploiting the sparsity of codebooks with message passing algorithm (MPA). Because of this, the error rate performances of SCMA approach to that of the maximum likelihood receiver. Moreover, SCMA signals enjoy the so called “constellation shaping gain” by mapping the input bits to properly designed multiple multidimensional codewords.

Codebook design is of paramount importance for enhanced BER performances in SCMA systems. Numerous codebook constructions have been proposed [4]–[12], albeit its optimal design remains largely open. Most existing codebook design schemes start from a multidimensional mother constellation (MC) with large minimum Euclidean distance (MED) or large minimum product distance (MPD) [13]. Subsequently, multiple sparse codebooks are generated through spreading matrix and a series of constellation operations such as interleaving, permutation, and phase rotation. Despite extensive studies in

the literature, the state-of-the-art codebook design is carried out channel by channel [14]. That is, an optimized codebook with respect to one channel may not perform well in another.

In this paper, building upon our preliminary results in [15], we develop a novel class of power-imbalanced SCMA codebooks having power variation among different users for downlink transmission. By leveraging the power-imbalance (a unique trait of power-domain NOMA), we aim to amplify the “near-far effect” among different users in order to attain enhanced MPA decoding. Under the Star-QAM MC structure [9], we first optimize the MPD of each codebook¹ analytically and then adopt genetic algorithm (GA) to optimize the MPD of the resultant superimposed constellation (inspired by [16]), where GA is a stochastic optimization approach which has found wide applications in engineering. Numerical simulation results show that our proposed codebooks lead to significantly improved bit error rates (BERs) in Gaussian channel, whilst achieving BER comparable to that of the Huawei codebook [17] in Rayleigh fading channel.

The rest of the paper is organized as follows. Section II introduces the SCMA system model. Section III proposes a new class of power-imbalanced SCMA codebooks, followed by its optimization with the aid of GA. Comparison between different codebooks and BER simulations are presented in Section IV. Section V concludes the paper.

II. SCMA SYSTEM MODEL

Let us consider a downlink SCMA system, in which the base station transmitter simultaneously communicates with J users sharing K resources nodes. In this system, we aim to attain $J > K$ with the overloading factor of $\lambda = J/K > 1$. Unlike LDS, an SCMA encoder directly maps the incoming $\log_2 M$ bits \mathbf{b} to a K -dimensional complex constellation χ which has size of M and then superimpose the codewords of the J users for transmission. The received signal vector $\mathbf{y} = (y_1, y_2, \dots, y_K)^T$ can be expressed as

$$\mathbf{y} = \text{diag}(\mathbf{h}) \sum_{j=1}^J \mathbf{x}_j + \mathbf{n}, \quad (1)$$

where $\mathbf{h} = (h_1, h_2, \dots, h_K)^T$ denotes the channel vector with $h_k \sim \mathcal{CN}(0, 1)$, and $\text{diag}(\cdot)$ stands for the vector diagonalization. $\mathbf{x}_j = (x_{1,j}, x_{2,j}, \dots, x_{K,j})^T$ refers to a K -dimensional complex codeword of user j which is selected from the codebook χ_j . $\mathbf{n} = (n_1, n_2, \dots, n_K)^T$ denotes the additive white Gaussian noise (AWGN) vector with zero mean and $\sigma^2 \mathbf{I}_K$ variance.

A sub-optimal SCMA codebook design can be summarized as the following two steps: first, generate a multidimensional

¹In high SNR region, as most transmission errors occur in one user, the MPD of each codebook dominates the SCMA error rate performance.

X. Li and Z. Gao are with the Laboratory of Security Insurance of Cyberspace, School of Science, Xihua University, Chengdu 610039, China (e-mail: lixudong73@163.com, 1447152594@qq.com). Zilong Liu is with School of Computer Science and Electrical Engineering, University of Essex, UK (e-mail: zilong.liu@essex.ac.uk). Pei Xiao is with the Institute for Communications, 5G Innovation Centre, University of Surrey, UK (e-mail: p.xiao@surrey.ac.uk). Y. Gui is with the School of Economics, Xihua University, Chengdu 610039, China (e-mail: ymgui_18@163.com).

mother constellation $C_{MC} \in \mathbb{C}^{N \times M}$ having good error rate performances in fading channels, where N denotes the number of non-zero entries in each K -dimensional sparse codeword with $N < K$. Then, construct multiple codebooks through specific constellation operation matrix $\Delta \in \mathbb{C}^{N \times N}$ and spreading matrix $V \in \mathbb{B}^{K \times N}$. For user j , its codebook can be expressed as $\chi_j = V_j \Delta_j C_{MC}$, where $1 \leq j \leq J$.

Similar to LDS, specific constellation operation matrix Δ and spreading matrix V can be combined together and represented as signature matrix $S = [S_1, \dots, S_J]$, where $S_j = V_j \Delta_j I_c$ and I_c denotes a column vector of all one. For user j , its codebook can also be expressed as

$$\chi_j = \text{ezc}(\text{diag}(S_j)) C_{MC}, \quad (2)$$

where $\text{ezc}(\text{diag}(S_j))$ denotes the resultant matrix after removing the all-zero columns.

For example, suppose the spreading matrix and constellation operation matrix of user j are $V_j = \begin{bmatrix} 0 & 1 & 0 & 0 \\ 0 & 0 & 0 & 1 \end{bmatrix}^T$ and $\Delta_j = \begin{bmatrix} e^{j\varphi_1} & 0 \\ 0 & e^{j\varphi_2} \end{bmatrix}$. Then, we have $I_c = [1, 1]^T$ and $S_j = V_j \Delta_j I_c = [0, e^{j\varphi_1}, 0, e^{j\varphi_2}]^T$. After obtaining the signature matrix, we can further calculate $\text{ezc}(\text{diag}(S_j))$ in (3) to verify that $\text{ezc}(\text{diag}(S_j)) = V_j \Delta_j$.

$$\begin{bmatrix} 0 & 0 & 0 & 0 \\ 0 & e^{j\varphi_1} & 0 & 0 \\ 0 & 0 & 0 & 0 \\ 0 & 0 & 0 & e^{j\varphi_2} \end{bmatrix} \rightarrow \begin{bmatrix} 0 & 0 \\ e^{j\varphi_1} & 0 \\ 0 & 0 \\ 0 & e^{j\varphi_2} \end{bmatrix}. \quad (3)$$

Due to the sparsity of codebook, there are only d_f users superimposed over each resource node, where $d_f < J$. The sparsity of an SCMA system can be represented by a factor graph matrix $F = [F_1, \dots, F_J]$. User j and resource node k are connected if and only if $f_{k,j} = 1 (1 \leq k \leq K, 1 \leq j \leq J)$. To illustrate the proposed design, throughout this paper, we conceive the following factor graph matrix $F_{4 \times 6}$:

$$F_{4 \times 6} = \begin{bmatrix} 0 & 1 & 1 & 0 & 1 & 0 \\ 1 & 0 & 1 & 0 & 0 & 1 \\ 0 & 1 & 0 & 1 & 0 & 1 \\ 1 & 0 & 0 & 1 & 1 & 0 \end{bmatrix}. \quad (4)$$

The inherent sparsity of SCMA signals is exploited at the receiver by the MPA detector having complexity of $O(KM^{d_f})$. Compared with the maximum likelihood detection algorithm, the decoding complexity of MPA detector is greatly reduced.

III. PROPOSED POWER-IMBALANCED CODEBOOK DESIGN

MC plays an important role in SCMA codebook design. In this paper, we employ the MC structure proposed in [9]. An example of 2-dimensional MC with size $M = 4$ can be expressed as

$$C_{2 \times 4}^{MC} = \begin{pmatrix} \alpha & 1 & -1 & -\alpha \\ -1 & \alpha & -\alpha & 1 \end{pmatrix}, \quad (5)$$

where α is a positive scalar parameter to be optimized and each dimension of the MC has energy of $2(1 + \alpha^2)$.

In this paper, Latin structure \mathcal{L} is adopted to design the signature matrix [18]. Aimed at increasing the power diversity

of codebook, a novel power-imbalanced signature matrix S^{new} is proposed, which can be expressed as

$$S_{k,j}^{new} = \begin{cases} A_i e^{j\varphi_i}, & \mathcal{L}_{k,j} = a_i; \\ 0, & \mathcal{L}_{k,j} = 0; \end{cases} \quad (6)$$

where Latin structure \mathcal{L} only contains $a_i, i = 1, \dots, d_f$ and 0. If the (k, j) -th element of \mathcal{L} is a_i , we set $A_i e^{j\varphi_i}$ as $S_{k,j}^{new}$, otherwise 0. Here $A_i = \sqrt{\frac{E_i}{2(1+\alpha^2)}}$ denotes the amplitude and φ_i denotes the phase rotation angle. In total, there are $2d_f$ parameters in the signature matrix. The power imbalance among different users is introduced when $E_i \neq E_j, \forall 1 \leq i < j \leq d_f$. An example of Latin matrix $\mathcal{L}_{4 \times 6}$ and new form $S_{4 \times 6}^{new}$ is shown below:

$$\mathcal{L}_{4 \times 6} = \begin{pmatrix} 0 & a_2 & a_1 & 0 & a_3 & 0 \\ a_1 & 0 & a_2 & 0 & 0 & a_3 \\ 0 & a_3 & 0 & a_2 & 0 & a_1 \\ a_2 & 0 & 0 & a_3 & a_1 & 0 \end{pmatrix}, \quad (7)$$

$$S_{4 \times 6}^{new} = \begin{pmatrix} 0 & A_2 e^{j\varphi_2} & A_1 e^{j\varphi_1} & 0 & A_3 e^{j\varphi_3} & 0 \\ A_1 e^{j\varphi_1} & 0 & A_2 e^{j\varphi_2} & 0 & 0 & A_3 e^{j\varphi_3} \\ 0 & A_3 e^{j\varphi_3} & 0 & A_2 e^{j\varphi_2} & 0 & A_1 e^{j\varphi_1} \\ A_2 e^{j\varphi_2} & 0 & 0 & A_3 e^{j\varphi_3} & A_1 e^{j\varphi_1} & 0 \end{pmatrix}. \quad (8)$$

After obtaining the new signature matrix $S_{4 \times 6}^{new}$, the codebook of user 1 can be expressed as

$$\chi_1 = \begin{pmatrix} 0 & 0 & 0 & 0 \\ \alpha A_1 e^{j\varphi_1} & A_1 e^{j\varphi_1} & -A_1 e^{j\varphi_1} & -\alpha A_1 e^{j\varphi_1} \\ 0 & 0 & 0 & 0 \\ -A_2 e^{j\varphi_2} & \alpha A_2 e^{j\varphi_2} & -\alpha A_2 e^{j\varphi_2} & A_2 e^{j\varphi_2} \end{pmatrix}. \quad (9)$$

Similarly, we can obtain the codebooks of the remaining users. In a downlink SCMA system, it is noted that the codewords simultaneously transmitted by the J users are superimposed over the K orthogonal resources. Therefore, there are totally M^J superimposed codewords, which constitute a superimposed constellation ϑ . The MED, a key indicator of the BER performance under AWGN channel, is obtained by calculating $\binom{M^J}{2}$ mutual distances between the M^J superimposed codewords, which can be expressed as

$$\text{MED} = \min \{ |\mathbf{x}(p) - \mathbf{x}(q)|, \forall \mathbf{x}(p), \mathbf{x}(q) \in \vartheta, \mathbf{x}(p) \neq \mathbf{x}(q) \}, \quad (10)$$

where $\mathbf{x}(n)$ denotes the n -th superimposed codeword satisfying

$$\mathbf{x}(n) = \sum_{j=1}^J \mathbf{x}_j(m_j), m_j = 1, 2, \dots, M. \quad (11)$$

In a Rayleigh fading channel, on the other hand, the MPD of MC is the dominant performance indicator in high signal-noise ratio (SNR) ranges [13]. However, the product distance of each codebook may be different from that of MC due to the power imbalance among different users. Hence, it is of interest to calculate minimum product distances of all user codebooks, which can be expressed as

$$\text{MPD} = \min \left\{ \prod_{\substack{x_{j,m_p}^k \neq x_{j,m_q}^k \\ 1 \leq m_p < m_q \leq M, j = 1, 2, \dots, J}} |x_{j,m_p}^k - x_{j,m_q}^k|, \right. \quad (12)$$

where $x_{j,m}^k$ denotes the k -th element of the m -th codeword of user j 's codebook.

Let $\mathbf{E} = [E_1, E_2, \dots, E_{d_f}]^T$ and $\boldsymbol{\varphi} = [\varphi_1, \varphi_2, \dots, \varphi_{d_f}]^T$. In order to design an excellent codebook suitable for both Gaussian and Rayleigh fading channels, we aim to maximize the MED while keeping the MPD greater or equal a certain threshold κ , i.e.,

$$\begin{aligned} & \max_{\mathbf{E}, \boldsymbol{\varphi}, \alpha} \text{MED}(\mathbf{E}, \boldsymbol{\varphi}, \alpha) \\ & \text{s.t.} \quad \text{MPD}(\mathbf{E}, \alpha) \geq \kappa, \\ & \quad \sum_{i=1}^{d_f} E_i = \frac{MJ}{K}, \\ & \quad E_i > 0, \quad \forall i = 1, 2, \dots, d_f, \\ & \quad 0 < \varphi_i < \pi, \quad \forall i = 1, 2, \dots, d_f, \\ & \quad \alpha > 1, \end{aligned} \quad (13)$$

where MED is a function of the parameters $\mathbf{E}, \boldsymbol{\varphi}$ and α which can be expressed as $\text{MED}(\mathbf{E}, \boldsymbol{\varphi}, \alpha)$. However, MPD is only related to parameters \mathbf{E} and α , and can be written as $\text{MPD}(\mathbf{E}, \alpha)$. To compare with different codebooks, the average energy of the codeword (a column of the codebook) is normalized to unit, thus yielding $\sum_{i=1}^{d_f} E_i = MJ/K$.

To illustrate our proposed design, we consider an SCMA system with factor graph shown in (4) with $d_f = 3, J = 6, K = 4, M = 4$. The calculation of $\text{MPD}(\mathbf{E}, \alpha)$ is shown in Appendix A. Thus, the optimization is simplified to

$$\begin{aligned} & \max_{\mathbf{E}, \boldsymbol{\varphi}, \alpha} \text{MED}(\mathbf{E}, \boldsymbol{\varphi}, \alpha) \\ & \text{s.t.} \quad \frac{\alpha^2 - 1}{2(\alpha^2 + 1)} \sqrt{E_{l_1} E_{l_2}} \geq \kappa, \\ & \quad \sum_{i=1}^3 E_i = 6, \\ & \quad E_i > 0, \quad \forall i = 1, 2, 3, \\ & \quad 0 < \varphi_i < \pi, \quad \forall i = 1, 2, 3, \\ & \quad 1 < \alpha \leq 2 + \sqrt{5}, \end{aligned} \quad (14)$$

where $\{E_{l_1}, E_{l_2}, E_{l_3}\}$ satisfies $E_{l_1} < E_{l_2} < E_{l_3}$.

Next, we employ GA from MATLAB Global Optimization Toolbox to solve (14). It is noted that $\frac{\alpha^2 - 1}{2(\alpha^2 + 1)}$ is a monotonically increasing function in terms of α . For maximum MPD, we set $\alpha = 2 + \sqrt{5}$ in the GA search. An obtained codebook is shown in Appendix B. In principle, GA is a heuristic algorithm which carries out the search by simulating the natural evolution process. It starts from an initial solution called initial population. In each iteration, we select individuals according to their fitness in the optimization, and generate the next population through crossover and mutation operations. This process stops until it reaches the maximum number of iterations.

In this paper, the initial population is randomly selected. The population size and the maximum number of iterations are set to 50 and 100 respectively. The optimized results are shown in Fig. 1, where the maximized MED is 1.0561. The values of E_1, E_2 and E_3 are 1.8455, 2.5853 and 1.5691, respectively, resulting in power imbalance among different users.

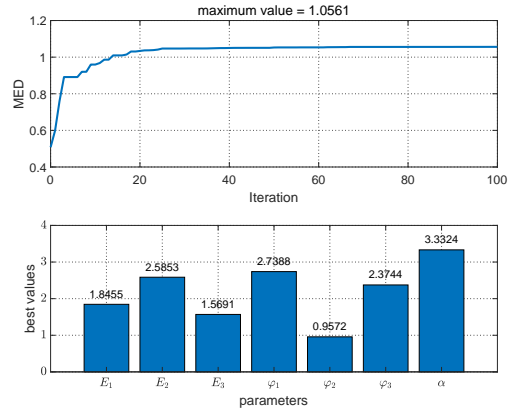


Fig. 1: Optimization of (14) with the aid of GA

TABLE I: Comparison of different codebooks

	power imbalance	MED	MPD
Huawei [17]	No	0.5610	0.8490
Star-QAM [9]	No	0.8983	0.7216
GA [16]	No	1.0129	0.5370
Proposed	Yes	1.0561	0.7103

IV. NUMERICAL COMPARISON

In this part, we compare our proposed codebook with the Huawei codebook [17], Star-QAM codebook [9] and GA codebook [16]. The Huawei codebook, one of the few codebooks that are publicly available, performs well in Rayleigh fading channel. The Star-QAM codebook, whose MC has been adopted by this paper, has good BER performance in the Gaussian channel. To facilitate comparison between different codebooks, the average energy of every codeword is normalized to unit.

Table I compares these codebooks in term of power imbalance, MED and MPD. One can see that the power imbalance between different user codebooks is a distinctive feature of our proposed codebook. Different from other codebooks, our obtained codebook owns both higher MED and MPD.

To further compare different codebooks, we depict the MED spectrum and the MPD spectrum in Fig. 2 and Fig. 3, respectively. We sort these distances in ascending order according to their magnitudes.

In Fig. 2, the MEDs of the $M^J = 4096$ superimposed codewords are compared. For each superimposed codeword, we calculate the MED to the other 4095 codewords. The larger MED, the better the error probability of the superimposed codeword in Gaussian channel. Among the smallest 10% MEDs, our proposed codebook outperforms the other three codebooks, which explains its enhanced error rate performance.

Similarly, in Fig. 3, there are totally $M \cdot J = 24$ codewords in all the 6 user codebooks. For each codeword, we calculate the MPD to the other three codewords from the same codebook. As shown in Fig. 3, the proposed codebook enjoys relatively large MPDs (even larger than that of the Huawei codebook for some cases).

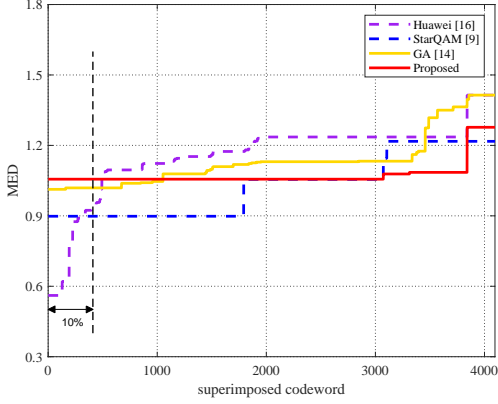


Fig. 2: MED spectrum of the superimposed constellation.

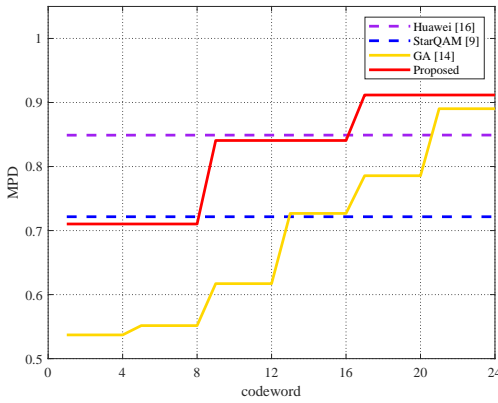


Fig. 3: MPD spectrum of the different codewords from the same codebook.

Finally, BER comparisons of different codebooks in Gaussian (i.e., AWGN) channel and Rayleigh fading channel are shown in Fig. 4. In Gaussian channel, our proposed codebook achieves about 2.6 dB over the Huawei codebook, 0.7 dB over the Star-QAM codebook and 0.4 dB over the GA codebook in high SNR region, respectively. In Rayleigh fading channel, our proposed codebook achieves BER comparable to that of the Huawei codebook, whilst outperforming the Star-QAM codebook and the GA codebook due to the excellent MPD spectrum. In the GA search, the number of parameters of our proposed codebook is 7, which is less than 17 for the GA codebook.

V. CONCLUSION

In this paper, we have proposed a new class of SCMA codebook which displays power imbalance among different users. Simulation results have shown that our proposed power-imbalanced codebook offers substantial gain over the three known codebook in Gaussian channel, whilst having BER performance comparable to that of the Huawei codebook in Rayleigh fading channel. The noticeable gains stem from the fact that the power imbalance helps to amplify the “near-fact effect” which is useful for enhanced interference cancellation in MPA decoding.

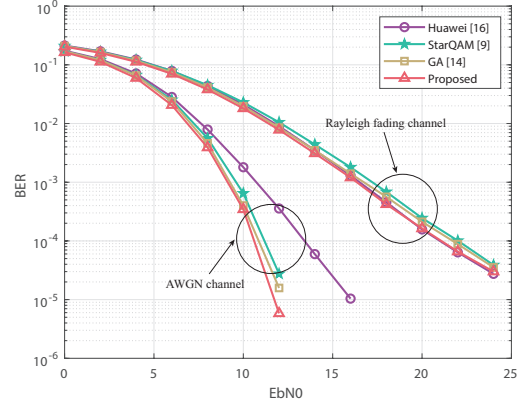


Fig. 4: BER performance comparison of different codebooks under Gaussian channel and Rayleigh fading channel.

APPENDIX A

Let us consider an SCMA codebook with 6 users and 4 resource nodes, where $M = 4$ and $d_f = 3$. Since MPD is only related to the non-zero dimensions of each codeword, without loss of generality, the non-zero dimensions of a user codebook can be expressed as

$$\Gamma = \begin{pmatrix} \alpha A_p e^{j\varphi_p} & A_p e^{j\varphi_p} & -A_p e^{j\varphi_p} & -\alpha A_p e^{j\varphi_p} \\ -A_q e^{j\varphi_q} & \alpha A_q e^{j\varphi_q} & -\alpha A_q e^{j\varphi_q} & A_q e^{j\varphi_q} \end{pmatrix},$$

where $A_p = \sqrt{\frac{E_p}{2(1+\alpha^2)}}$, $A_q = \sqrt{\frac{E_q}{2(1+\alpha^2)}}$ and $p \neq q, 1 \leq p, q \leq d_f$. After calculating all $\binom{M}{2} = 6$ mutual product distances between codewords of constellation Γ , there are actually only two different values: $\frac{(\alpha^2-1)\sqrt{E_p E_q}}{2(\alpha^2+1)}$ and $\frac{4\alpha\sqrt{E_p E_q}}{2(\alpha^2+1)}$. Thus, the MPD of constellation Γ can be expressed as

$$\text{MPD}(\Gamma) = \min \left\{ \frac{\alpha^2 - 1}{2(\alpha^2 + 1)}, \frac{4\alpha}{2(\alpha^2 + 1)} \right\} \sqrt{E_p E_q}.$$

Furthermore, we can calculate the $\text{MPD}(\mathbf{E}, \alpha)$ of all user codebooks as

$$\text{MPD}(\mathbf{E}, \alpha) = \min \left\{ \frac{\alpha^2 - 1}{2(\alpha^2 + 1)}, \frac{4\alpha}{2(\alpha^2 + 1)} \right\} \min_{(E_p, E_q)} \sqrt{E_p E_q},$$

where (E_p, E_q) are dimensional power of a user codebook. It can be seen from the signature matrix $\mathbf{S}_{4 \times 6}^{\text{new}}$ that there are three possible results: (E_1, E_2) , (E_1, E_3) and (E_2, E_3) . Therefore, we sort \mathbf{E} and further simplify $\text{MPD}(\mathbf{E}, \alpha)$ as

$$\text{MPD}(\mathbf{E}, \alpha) = \min \left\{ \frac{\alpha^2 - 1}{2(\alpha^2 + 1)}, \frac{4\alpha}{2(\alpha^2 + 1)} \right\} \sqrt{E_{l_1} E_{l_2}},$$

where $\{E_{l_1}, E_{l_2}, E_{l_3}\}$ is the set of $\{E_1, E_2, E_3\}$ in ascending order and then $E_{l_1} < E_{l_2} < E_{l_3}$.

When $\alpha \in (1, 2 + \sqrt{5}]$, we have $\frac{\alpha^2-1}{2(\alpha^2+1)} \leq \frac{4\alpha}{2(\alpha^2+1)}$, otherwise, $\frac{\alpha^2-1}{2(\alpha^2+1)} \geq \frac{4\alpha}{2(\alpha^2+1)}$. Thus, $\text{MPD}(\mathbf{E}, \alpha)$ can be simplified to

$$\text{MPD}(\mathbf{E}, \alpha) = \frac{\alpha^2 - 1}{2(\alpha^2 + 1)} \sqrt{E_{l_1} E_{l_2}}.$$

where $1 < \alpha \leq 2 + \sqrt{5}$.

APPENDIX B

An example of the obtained power-imbalanced SCMA codebook is shown below:

$$\begin{aligned} \mathbf{x}_1 &= \begin{bmatrix} -0.8464+0.3606i & -0.2540+0.1082i & 0.2540-0.1082i & 0.8464-0.3606i \\ -0.1882-0.2672i & 0.6270+0.8904i & -0.6270-0.8904i & 0.1882+0.2672i \end{bmatrix}, \\ \mathbf{x}_2 &= \begin{bmatrix} 0.6270+0.8904i & 0.1882+0.2672i & -0.1882-0.2672i & -0.6270-0.8904i \\ 0.1833-0.1767i & -0.6107+0.5889i & 0.6107-0.5889i & -0.1833+0.1767i \end{bmatrix}, \\ \mathbf{x}_3 &= \begin{bmatrix} -0.8464+0.3606i & -0.2540+0.1082i & 0.2540-0.1082i & 0.8464-0.3606i \\ -0.1882-0.2672i & 0.6270+0.8904i & -0.6270-0.8904i & 0.1882+0.2672i \\ 0 & 0 & 0 & 0 \end{bmatrix}, \\ \mathbf{x}_4 &= \begin{bmatrix} 0 & 0 & 0 & 0 \\ 0.6270+0.8904i & 0.1882+0.2672i & -0.1882-0.2672i & -0.6270-0.8904i \\ 0.1833-0.1767i & -0.6107+0.5889i & 0.6107-0.5889i & -0.1833+0.1767i \end{bmatrix}, \\ \mathbf{x}_5 &= \begin{bmatrix} -0.6107+0.5889i & -0.1833+0.1767i & 0.1833-0.1767i & 0.6107-0.5889i \\ 0 & 0 & 0 & 0 \\ 0.2540-0.1082i & -0.8464+0.3606i & 0.8464-0.3606i & -0.2540+0.1082i \end{bmatrix}, \\ \mathbf{x}_6 &= \begin{bmatrix} -0.6107+0.5889i & -0.1833+0.1767i & 0.1833-0.1767i & 0.6107-0.5889i \\ 0.2540-0.1082i & -0.8464+0.3606i & 0.8464-0.3606i & -0.2540+0.1082i \\ 0 & 0 & 0 & 0 \end{bmatrix}. \end{aligned}$$

REFERENCES

- [1] Y. Liu, Z. Qin, M. ElKashlan, Z. Ding, A. Nallanathan, and L. Hanzo, "Nonorthogonal multiple access for 5G and beyond," *Proc. IEEE*, vol. 105, no. 12, pp. 2347-2381, Dec. 2017.
- [2] R. Hoshyar, F. P. Wathan and R. Tafazolli, "Novel low-density signature for synchronous CDMA systems over AWGN channel," *IEEE Trans. Signal Process.*, vol. 56, no. 4, pp. 1616-1626, 2008
- [3] H. Nikopour and H. Baligh, "Sparse code multiple access," in *IEEE 24th Annual International Symposium on Personal Indoor and Mobile Radio Communications (PIMRC)*, 2013, pp. 332-336.
- [4] M. Taherzadeh, H. Nikopour, A. Bayesteh, and H. Baligh, "SCMA codebook design," in *IEEE 80th Vehicular Technology Conference (VTC2014-Fall)*, 2014, pp. 1-5.
- [5] J. Bao, Z. Ma, Z. Ding, G. K. Karagiannidis, and Z. Zhu, "On the design of multiuser codebooks for uplink SCMA systems," *IEEE Commun. Letters*, vol. 20, no. 10, pp. 1920-1923, 2016.
- [6] S. Zhang et al., "A capacity-based codebook design method for sparse code multiple access systems," in *8th International Conference on Wireless Communications & Signal Processing (WCSP)*, 2016, pp. 1-5.
- [7] S. Lim and H. Park, "Codebook optimization for the superposition transmission of uplink SCMA systems," *IEEE Trans. Veh. Technol.*, vol. 67, no. 10, pp. 10112-10117, 2018.
- [8] Z. Mheich, L. Wen, P. Xiao, and A. Maaref, "Design of SCMA codebooks based on golden angle modulation," *IEEE Trans. Veh. Technol.*, vol. 68, no. 2, pp. 1501-1509, 2019.
- [9] L. Yu, P. Fan, D. Cai, and Z. Ma, "Design and analysis of SCMA codebook based on Star-QAM signaling constellations," *IEEE Trans. Veh. Technol.*, vol. 67, no. 11, pp. 10543-10553, 2018.
- [10] D. Cai, P. Fan, X. Lei, Y. Liu, and D. Chen, "Multi-dimensional SCMA codebook design based on constellation rotation and interleaving," in *IEEE 83rd Vehicular Technology Conference (VTC Spring)*, 2016, pp. 1-5.
- [11] Y. Zhou, Q. Yu, W. Meng, and C. Li, "SCMA codebook design based on constellation rotation," in *IEEE International Conference on Communications (ICC)*, 2017, pp. 1-6.
- [12] L. Li, Z. Ma, P. Z. Fan, and L. Hanzo, "High-dimensional codebook design for the SCMA down link," *IEEE Trans. Veh. Technol.*, vol. 67, no. 10, pp. 10118-10122, 2018.
- [13] J. Boutros, E. Viterbo, C. Rastello, and J. Belfiore, "Good lattice constellations for both Rayleigh fading and Gaussian channels," *IEEE Trans. Inf. Theory*, vol. 42, no. 2, pp. 502-518, 1996.
- [14] Y.-M. Chen and J.-W. Chen, "On the design of near-optimal sparse code multiple access codebooks," *IEEE Trans. Commun.*, vol. 68, no. 5, pp. 2950-2962, May 2020.
- [15] Z. Liu, P. Xiao, and Z. Mheich, "Power-imbalanced low-density signatures (LDS) from Eisenstein numbers," in *The 16th IEEE Asia Pacific Wireless Communications Symposium (APWCS'2019)*, Singapore, August 2019, pp. 1-5.
- [16] V. P. Klimentyev and A. B. Sergienko, "SCMA codebooks optimization based on genetic algorithm," in *European Wireless 2017; 23th European Wireless Conference*, 2017, pp. 1-6.
- [17] Altera Innovate Asia website, Presentation, "1st 5G Algorithm Innovation Competition-ENV1.0-SCMA," [online]: <http://www.innovateasia.com/5g/en/gp2.html>.
- [18] J. v. d. Beek and B. M. Popovic, "Multiple access with low-density signatures," in *GLOBECOM 2009 - 2009 IEEE Global Telecommunications Conference*, 2009, pp. 1-6.