

---

# LETI: LATENCY ESTIMATION TOOL AND INVESTIGATION OF NEURAL NETWORKS INFERENCE ON MOBILE GPU

---

A PREPRINT

**Evgeny Ponomarev**  
Skolkovo Institute of Science and Technology  
evgenii.ponomarev@skoltech.ru

**Sergey Matveev**  
Skolkovo Institute of Science and Technology  
sergey.matveev@skoltech.ru

**Ivan Oseledets**  
Skolkovo Institute of Science and Technology  
i.oseledets@skoltech.ru

December 22, 2024

## ABSTRACT

A lot of deep learning applications are desired to be run on mobile devices. Both accuracy and inference time are meaningful for a lot of them. While the number of FLOPs is usually used as a proxy for neural network latency, it may be not the best choice. In order to obtain a better approximation of latency, research community uses look-up tables of all possible layers for latency calculation for the final prediction of the inference on mobile CPU. It requires only a small number of experiments. Unfortunately, on mobile GPU this method is not applicable in a straight-forward way and shows low precision. In this work, we consider latency approximation on mobile GPU as a data and hardware-specific problem. Our main goal is to construct a convenient latency estimation tool for investigation(LETI) of neural network inference and building robust and accurate latency prediction models for each specific task. To achieve this goal, we build open-source tools which provide a convenient way to conduct massive experiments on different target devices focusing on mobile GPU. After evaluation of the dataset, we learn the regression model on experimental data and use it for future latency prediction and analysis. We experimentally demonstrate the applicability of such an approach on a subset of popular NAS-Benchmark 101 dataset and also evaluate the most popular neural network architectures for two mobile GPUs. As a result, we construct latency prediction model with good precision on the target evaluation subset. We consider LETI as a useful tool for neural architecture search or massive latency evaluation. The project is available at <https://github.com/leti-ai>

**Keywords** Latency · Datasets · Open-source · Neural architecture search

Algorithms based on convolutional neural networks can achieve high performance in numerous computer vision tasks such as image recognition[1, 2], object detection, segmentation [3] and many other areas [4]. A lot of applications require computer vision problems to be solved in real-time at the end devices. All those devices have their architecture, hardware, and software.

Mainly researchers optimize neural network architecture with reference to accuracy-FLOPs trade-off. However, the problem is that real inference time of the utilized neural networks can differ significantly from theoretical especially for mobile computing devices. For example, fast and accurate ShuffleNet [5] achieved actual speedup at Qualcomm Snapdragon 820 processor is more than  $1.5\times$  less than theoretical in comparison with MobileNet [6]. It is a quite widespread phenomenon, more examples can be found on TensorFlow [7] Lite benchmark comparison[8]<sup>1</sup>.

While each new device has some valuable difference in inference time for the same architecture, the task of hand-craft architecture, which optimizes the accuracy-latency trade-off directly for each new device, is too expensive and time-consuming.

---

<sup>1</sup>results of TensorFlow Lite performance benchmarks when running well-known models on some Android and iOS devices - <https://www.tensorflow.org/lite/performance/benchmarks>

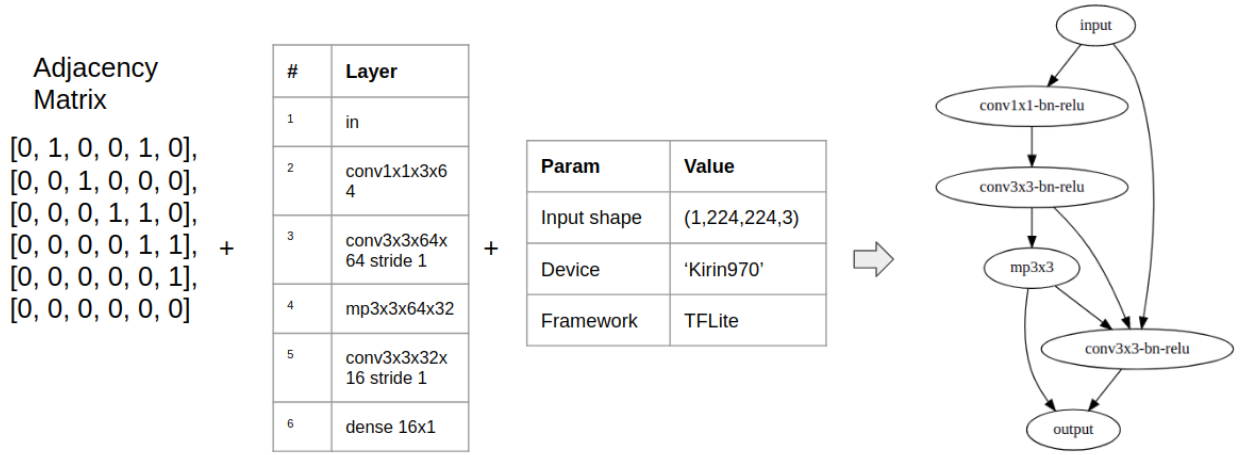


Figure 1: Parametrization of neural network implementation as a set of adjacency matrix, layers list, and config dict.

The promising neural architecture search area (NAS) can be the solution. NASNet [9] achieved high performance based on architecture search with reasonable accuracy for CIFAR-10 [10] image classification task. Many effective NAS algorithms like DARTS [11] and several other [12] show efficiency on similar task with evaluation on NAS-Bench 101 [13] / NAS-Bench 201 [14] datasets and FLOPs/server runtime optimization. In the work MnasNET [14] the authors applied NAS for architecture search and provided measurements for each proposed model on mobile CPU. Thus, they proposed a very efficient architecture for mobile devices utilization, but without the use of the mobile GPU. As soon as FLOPs are not a good proxy for latency estimation on a mobile CPU, researchers try to find better way. The other solution is to implement a simulator which can run in parallel on regular clusters as was done in EfficientNet-EdgeTPU [15], but that way is a quite complex engineering task. More cheaper and lightweight approach is used by authors of ProxylessNAS [16], ChamNet [17] and FBNet [18]. In this works lookup-table (LUT) of all blocks is created and after latency is computed as a sum of latencies of the corresponding blocks. This approach is quite efficient for mobile CPU latency modelling and does not require massive experiments on target devices. While GPU or special NPU are more preferable for neural network launching, there are only few works about latency modelling for mobile GPU. In the work MOGA [19] GPU-awareness investigated for the different search space and authors state that aforementioned lookup-table works well even for GPU while latency is calculated for each block of same structure and input shape. Unfortunately, in our setup LUT gives high error for layer-wise prediction of neural network latency on mobile CPU. Authors of BRP-NAS[20] also considered lookup table inefficiency for GPU latency prediction and propose own method based on graph convolution network(GCN). Unfortunately, we didn't find authors source code or dataset.

In this work we study inference Tensorflow Lite models on mobile GPU and propose an open-source LETI tool allowing to reconstruct models from parametrization, and also estimate and model latency.

Our main contributions are:

- LETI Tool which allows:
  - To generate TF.Keras models from parametrization<sup>2</sup>
  - To evaluate TF.Keras model on CUDA devices
  - To convert to TFLite<sup>3</sup> and evaluate on Android device
  - To encapsule latency evaluation on device as black-box for direct latency optimization (e.q. with Nevergrad [21]).
- Evaluation of lookup-table for several popular neural networks on mobile CPU and providing an opensource tool for such estimation.
- Evaluation of latency prediction methods on generated latency dataset: regression on FLOPs number with clustering based on peak memory-based; XGBoost[22] regression for latency prediction on mobile GPU.

<sup>2</sup>parametrization same as in NAS-Benchmark-101

<sup>3</sup>using TF converter

# 1 LETI Tool description

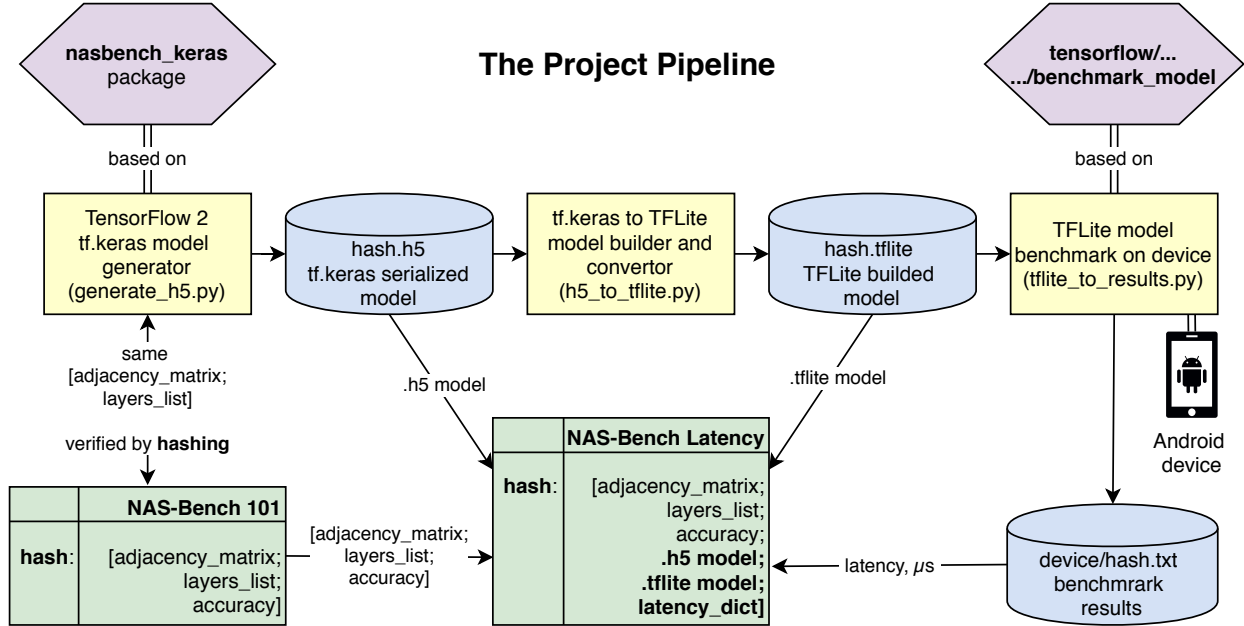


Figure 2: Pipeline

We present Latency Estimation Tool for neural architecture search purposes. This tool is implemented as a Python package. Neural networks are implemented as TensorFlow 2 Keras models. The tool provides a convenient way to convert them into the TensorFlow Lite model with standard TensorFlow Converter. We assume that our tool is potentially useful for NAS research because it can create all possible models from the desired parametrization and evaluate their TFLite versions on the device. To set up the desired search space, the researcher has to setup parametrization. We use it the same as in the NAS-Benchmark-101 in our experiments.

## 1.1 Neural network parametrization

The parametrization of neural networks is crucial for defining architectures. In our work, we exploit the approach from [13], which is known as NAS-Bench format. Thus, we represent a neural network as a directed graph with nodes representing layers and edges representing connections. We store correspondence between the number of nodes and layer in a special list **layers\_list**.

A graph can be represented with the **adjacency matrix**. For a simple graph with the vertex set  $V$  the adjacency matrix is a square  $|V| \times |V|$  matrix  $A$  such that its element  $A_{ij}$  is one when there is an edge from vertex  $i$  to vertex  $j$ , and zero when there is no edge

One needs to specify the adjacency matrix, the list of layers, and the configuration dictionary to set up the complete implementation of the desired neural network (see Figure 1).

Our tool can be used to generate the selected list of desired models or for the whole dataset generation. The entire process from settings to evaluation requires several steps, which we describe in the next subsection.

## 1.2 Pipeline and dataset generation

Below we describe the pipeline of the generation of the latency dataset. The scheme of the pipeline can be found in Fig. 2 and has the following form:

1. Firstly, we generate the set of parametrized architectures as in NAS-Benchmark[13]. We verify uniqueness by the same hashing procedure. Thus it is additional proof of the same parametrization and set of models. For NAS-Benchmark configuration at this step, we obtain 423 624 parametrized models/graphs with: max 7 vertices, max 9 edges with 3 possible layer values (except input and output): ['conv3x3-bn-relu', 'conv1x1-bn-relu', 'maxpool3x3'] (see config.py and base\_ops.py in the repo).

2. Next, we generate Tensorflow Keras models. Tool is able to generate as only the *basic block* that is represented by the parametrization as stacked model. But, as in the NAS-Bench-101, our pipeline can generate a stacked model. (`generate_h5.py`)
3. Then we build models for the specified input shape and convert it into Tensorflow Lite representation. (`h5_to_tflite.py`)
4. After, we optionally evaluate the latency of TF.keras models on desktop/server GPU nodes. We run the model for  $n \geq 100$  times with guaranteed condition on standard deviation:  $std(runs\_latency) \leq \frac{1}{10} mean(runs\_latency)$  (`h5_to_results.py`)
5. Finally, we evaluate the latency of TFLite models on the CPU, GPU or NPU of the Android devices - with  $n \geq 300$  runs and same deviation condition. We evaluate only models which are fully delegated to GPU for TFLite. Some operations are not supported, like SLICE<sup>4</sup> (`tflite_to_results.py`)

The dataset stores the sequence of tested architectures. Each item of this sequence is represented with its unique hash code, list of layers, their adjacency matrix, and timings of measurements (in *milliseconds*) for evaluated devices (Android and desktop are supported). We also support these items with estimates of their execution cost in FLOPs.

## 2 Experiments

In this section we show construction and analysis of two test datasets we constructed.

### 2.1 Tensorflow.Keras dataset

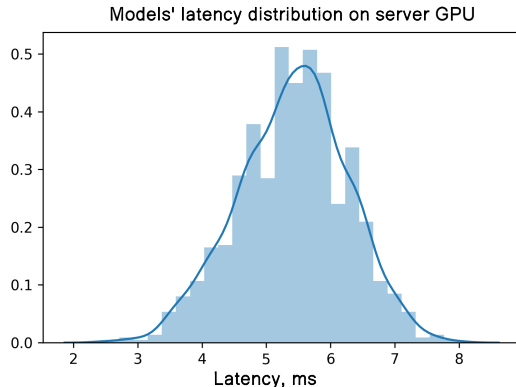


Figure 3: Latency distribution on Tesla V100 GPU, ms

Using LETI, we generate full-size tf.keras dataset of all cells from NAS-Benchmark 101. We compute the number of FLOPs for each and evaluate on a single node with one Tesla V100 GPU (with *Intel(R) Xeon(R) CPU E5-2670* and *Intel(R) Xeon(R) CPU E5-2698 v4*). We run each neural network 300 times (or more if the standard deviation of the first 300 runs was above 10% of the mean). The distribution of the inference time for models can be found in Figure 3. We can see that it is close to the normal distribution with mean  $\sim 5ms$  and std  $\sim 1.5ms$ , and it means that there is no big difference in runtime. The reason for such a result is that the models are very small for such GPU. The dependency from the number of operations is also weak (see Figure 4), but there are some limits for the fastest one in each FLOPs “cluster” (e.g., area with FLOPs  $\sim 3 \cdot 10^9$ ).

Generation and benchmarks of 423k tf.keras models from graphs took several days of computational time at a single GPU-based node of “Zhores supercomputer”[23] powered with 4 Nvidia Tesla V-100 GPU accelerators.

### 2.2 Tensorflow Lite dataset

We tested the generated dataset on a mobile device. Not all generated TFLite files support full GPU delegation. Each experiment contains 300 runs and is restarted if the standard deviation of the latency is more than 10% of the mean. We

<sup>4</sup>See operations descriptions on website [https://www.tensorflow.org/lite/guide/ops\\_compatibility](https://www.tensorflow.org/lite/guide/ops_compatibility). Part of models use the addition of more than two intermediate layers, that ADD\_N operation in TFLite, that is also unsupported by GPU. We substitute that operation with multiply ADD operation (addition of two tensors can be delegated for mobile GPU).

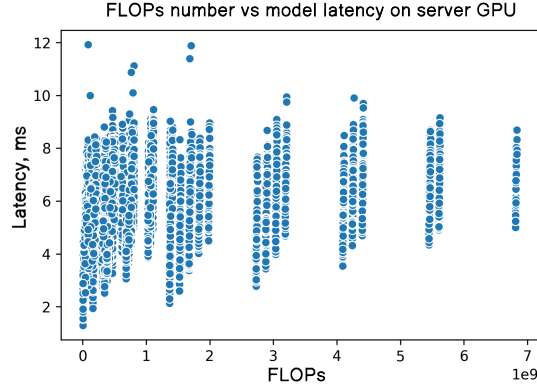


Figure 4: Dependency between latency, ms and number of FLOPs on Tesla V100 GPU

subset 10k cells for each of that number operations less than  $5 \cdot 10^9$  FLOPs and full model have accuracy more than 93.21% on CIFAR-10 based on NAS-Benchmark 101 data. 9894 cells of that subset have successfully delegated on mobile GPU. That subset has two clear clusters (see Figure 5) - near 65ms and 225ms. We investigated the dependency from the number of operations (see Figure 6) and faced a surprising fact that clusters do intersect in the FLOPs space. For 3.5 billion operations, there are neural networks of the same size: 7 blocks and same layer types: maxpool  $3 \times 3$ , conv  $3 \times 3$ , and conv  $1 \times 1$  that differs in more than two times in inference time.

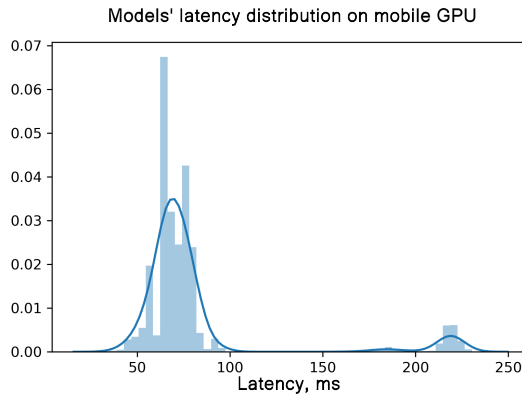


Figure 5: Latency distribution on Huawei Kirin970 device (GPU: Mali-G72 MP12), ms

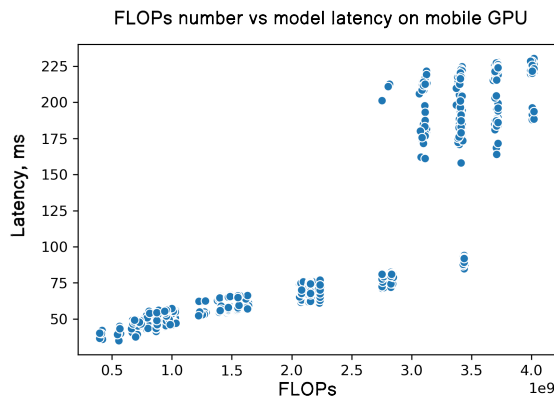


Figure 6: Dependency between latency, ms and number of FLOPs on Huawei Kirin970 device (GPU: Mali-G72 MP12)

Then we get from NAS-Benchmark-10 CIFAR-10 accuracy for models with the same base block. We plot latency-accuracy trade-off (see Figure 7). Sorting by the accuracy we get two fast (55ms) networks in top-5 architectures. Their structure can be found in Fig. 8 and Fig. 9.

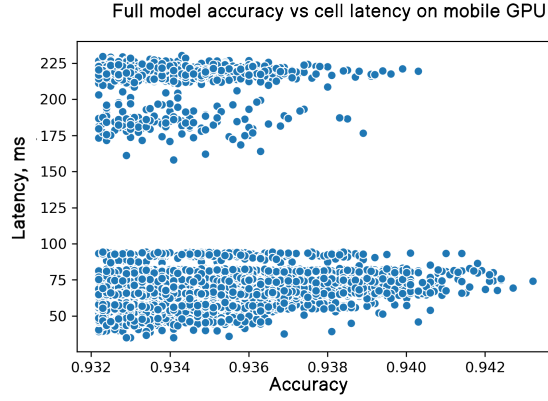


Figure 7: Dependency between latency, ms on Huawei Kirin970 device (GPU: Mali-G72 MP12) and accuracy on CIFAR-10 of network with same base cell

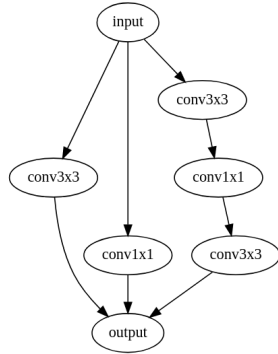


Figure 8: Architecture with hash ...a77fd3. Accuracy of the model with such base cell on CIFAR-10: 93.61%, inference time on Kirin 970: 54.8ms

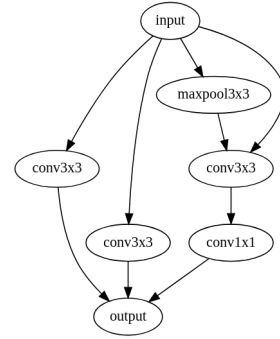


Figure 9: Architecture with hash ...ba319f. Accuracy of the model with such base cell on CIFAR-10: 93.64%, inference time on Kirin 970: 55.5ms

### 3 Latency modeling

Since our goal is to create a tool for generation of the latency dataset, we also evaluate three simple models to show how LETI can be used for creating latency proxy.

#### 3.1 Look-up-table on mobile CPU and GPU

In this section, we discuss the results of the application of the lookup-table method to latency prediction and the surprising facts which we have observed during our experiments.

In our work, we evaluate several popular architectures in TFLite to test this approach on the real mobile and server devices in the emulator mode. We use Huawei Kirin 970(GPU Mali G72), Huawei Kirin 980(Mali G76) and Samsung Exynos 9810.

We implement lookup-table method which is used in ProxylessNAS, ChamNet, FBNet for prediction of latency on mobile CPU. Firstly, we implemented an automatic tool that decomposes the `tf.keras` model into a sequence of blocks. We use a single layer as a block. After that, we initialize inputs for each block with correct input tensor (for the first one, it is image shape:  $224 \times 224 \times 3$ , for the second one it is the shape of first block's output). After that, we convert these blocks as standalone TFLite models and deploy them on the device for evaluation. We evaluate each

block’s inference time within 300 runs and put the value into the lookup table. After that, we fill all the required layers and compute total latency as the sum of corresponding blocks. The speed of single layer is measured directly with TensorFlow-Benchmark.

Model	Resnet50	Resnet50	NASNet
Device	<i>Kirin980</i>	<i>Exynos 9810</i>	<i>Exynos 9810</i>
Direct, ms	552 ± 7.1	1806 ± 20.2	432 ± 3.1
LUT, ms	620 ± 3.6	1714 ± 53.0	388 ± 7.3
Error, ms	68.1	92.2	43.8
Rel. err.	12.32%	5.38%	11.29%

Table 1: Latency, measured by direct method and as a sum of block’s latencies for mobile CPU. We obtain that lookup-table method allows to obtain good accuracy of predictions

From Table 1, we see that approach basing on the exploitation of the lookup table works quite well for prediction of the inference times for the popular models at CPUs of different mobile devices.

We use same method and create the lookup-table for GPU delegation but it results extremely low precision<sup>5</sup>. We suppose that due to the huge impact of additional operations and a possibly different approach to work with RAM, it seems to be impossible to directly apply the lookup table method for satisfactory latency predictions at GPU or NPU.

Hence, we assume that it would be better to try more general machine learning approaches and firstly create tool for generation valid dataset of models, their implementations and experimentally measured latencies on different devices.

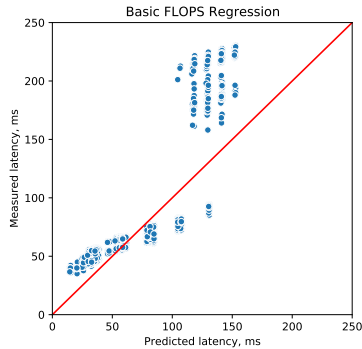


Figure 10: Scatter of measured and predicted latency. Latency predictor is the regression model based on FLOPs. Train dataset is 5% of data

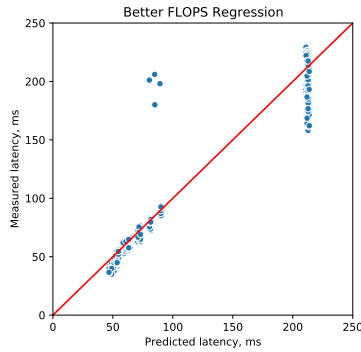


Figure 11: Scatter of measured and predicted latency. Latency predictor is the regression model based on clustering and FLOPs (Better FLOPs). Train dataset is 5% of data

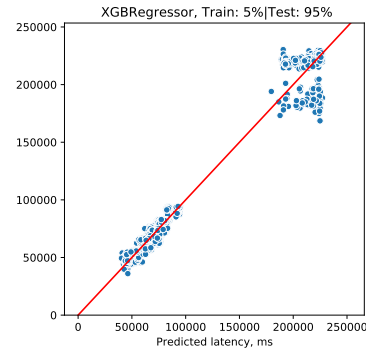


Figure 12: Scatter of measured and predicted latency. Latency predictor is XGBoost regression with model, flops and memory as input. Train dataset is 5% of data

### 3.2 "Better FLOPs"

There are two clusters in mobile GPU latency for 10k subsample (see Figure 6). We name them “fast” and “slow” domains. Noticable, that FLOPs is good proxy for the fast domain, while for slow it is not. And for whole dataset regression on FLOPs resulting poor performance (see Figure 10 and Table 2). We use LETI for analysis of data and investigate memory consumption of models. We got dependency between peak memory and actual inference time. It present in Figure 13. We decide to separate clusters using simple decision rule based on peak memory. The threshold is optimized automatically by minimizing variance sum for two clusters. Then we build a simple FLOPs based linear regression resulting nice accuracy, that holds only for this domain. Using only 5% of dataset in training, this approach provide accurate predictions (see in Figure 11).

<sup>5</sup>We provide all layers as standalone models for tested networks in our research data.

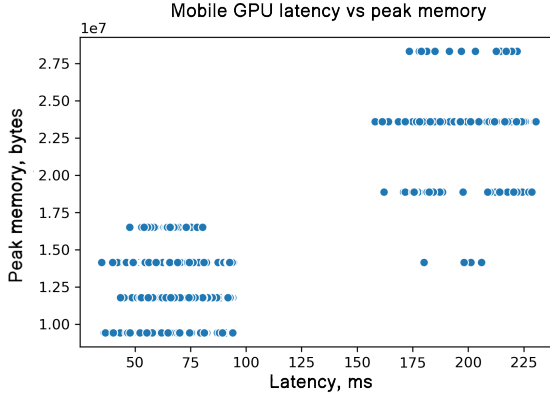


Figure 13: Dependency between latency, ms on Huawei Kirin970 device (GPU: Mali-G72 MP12) and peak memory usage. Two main clusters are clearly visible

### 3.3 Machine learning approach

Obviously, one can use not only FLOPs as input data for predictions. We concatenate FLOPs, peak memory, flatten adjustment matrix and layers list as input vector size  $2 + 7^2 + 7 = 58$ . Latency is used as target. Such dataset allows to test easily a lot of regression models. Here we provide a regression model based on XGBoost[22]. Results with the dataset splitting for only 5% to train are present in Figure 12.

Model	FLOP	B. FLOP	XGB	XGB
Test size	5%	5%	5%	50%
Acc@±1%	1.3%	11.1%	18.7%	19.9%
Acc@±5%	4.4%	74.4%	67.1%	74.1%
Acc@±10%	13.3%	92.5%	90.5%	92.4%

Table 2: Accuracy for different tolerance threshold (metric same as in BRP-NAS[20]). Models are: linear regression on FLOPs, linear regression on FLOPs with clustering ('Better FLOPs'), XGBoost Regression for two different sizes of train/test dataset splitting.

## 4 Conclusion

This work presents a novel tool and discusses its exploitation for the generation and investigation of neural networks with user-defined parametrization.

We discussed the importance of latency prediction on mobile GPU that currently barely researched area. Due latency modeling task depends on neural networks' search space and target software and hardware, we propose an automatizing and universal approach for that problem with LETI.

We show an example of applying the developed toolbox to automatic latency prediction problem for generation latency datasets for desktop (on Tesla V100) and Android devices (on Kirin 970 Mali G72). The collected dataset allows us to demonstrate non-trivial relations from peak memory size, floating operations, and neural networks' inference times for mobile GPU.

While focusing on mobile GPU, we test several latency prediction baselines. We consider lookup-table works well for CPU-based devices approach for prediction of latency of neural networks but not accurate on GPU. More general machine learning regression models can be good solutions in particular cases and can be easily constructed after collecting a small subset from the generated dataset. We hope that this study can be highly useful for developers who want to run real-time computer vision applications on mobile devices and accelerate research in latency modeling.

## 5 Acknowledgments

The reported study was funded by RFBR, project No.19-29-09085 and No.19-31-90172.



## References

- [1] Alex Krizhevsky, Ilya Sutskever, and Geoffrey E. Hinton. ImageNet classification with deep convolutional neural networks. *Communications of the ACM*, 2017.
- [2] Kaiming He, Xiangyu Zhang, Shaoqing Ren, and Jian Sun. Identity mappings in deep residual networks. *Lecture Notes in Computer Science (including subseries Lecture Notes in Artificial Intelligence and Lecture Notes in Bioinformatics)*, 9908 LNCS:630–645, mar 2016.
- [3] Tsung Yi Lin, Michael Maire, Serge Belongie, James Hays, Pietro Perona, Deva Ramanan, Piotr Dollár, and C. Lawrence Zitnick. Microsoft COCO: Common objects in context. In *Lecture Notes in Computer Science (including subseries Lecture Notes in Artificial Intelligence and Lecture Notes in Bioinformatics)*, 2014.
- [4] M. A. (M. Arif) Wani, Farooq Ahmad Bhat, Saduf Afzal, and Asif Iqbal Khan. *Advances in deep learning*.
- [5] Xiangyu Zhang, Xinyu Zhou, Mengxiao Lin, and Jian Sun. ShuffleNet: An Extremely Efficient Convolutional Neural Network for Mobile Devices. In *Proceedings of the IEEE Computer Society Conference on Computer Vision and Pattern Recognition*, 2018.
- [6] Andrew G. Howard, Menglong Zhu, Bo Chen, Dmitry Kalenichenko, Weijun Wang, Tobias Weyand, Marco Andreetto, and Hartwig Adam. Mobilenets: Efficient convolutional neural networks for mobile vision applications. *CoRR*, abs/1704.04861, 2017.
- [7] Martín Abadi, Paul Barham, Jianmin Chen, Zhifeng Chen, Andy Davis, Jeffrey Dean, Matthieu Devin, Sanjay Ghemawat, Geoffrey Irving, Michael Isard, Manjunath Kudlur, Josh Levenberg, Rajat Monga, Sherry Moore, Derek G. Murray, Benoit Steiner, Paul Tucker, Vijay Vasudevan, Pete Warden, Martin Wicke, Yuan Yu, and Xiaoqiang Zheng. TensorFlow: A system for large-scale machine learning. In *Proceedings of the 12th USENIX Symposium on Operating Systems Design and Implementation, OSDI 2016*, 2016.
- [8] Juhyun Lee, Nikolay Chirkov, Ekaterina Ignasheva, Yury Pisarchyk, Mogan Shieh, Fabio Riccardi, Raman Sarokin, Andrei Kulik, and Matthias Grundmann. On-device neural net inference with mobile gpus. *CoRR*, abs/1907.01989, 2019.
- [9] Barret Zoph, Vijay Vasudevan, Jonathon Shlens, and Quoc V. Le. Learning Transferable Architectures for Scalable Image Recognition. In *Proceedings of the IEEE Computer Society Conference on Computer Vision and Pattern Recognition*, 2018.
- [10] A Krizhevsky, V Nair, and G Hinton. CIFAR-10 and CIFAR-100 datasets, 2009.
- [11] Hanxiao Liu, Karen Simonyan, and Yiming Yang. DARTS: Differentiable architecture search. In *7th International Conference on Learning Representations, ICLR 2019*, 2019.
- [12] Xin He, Kaiyong Zhao, and Xiaowen Chu. AutoML: A Survey of the State-of-the-Art. aug 2019.
- [13] Chris Ying, Aaron Klein, Eric Christiansen, Esteban Real, Kevin Murphy, and Frank Hutter. NAS-bench-101: Towards reproducible neural architecture search. In Kamalika Chaudhuri and Ruslan Salakhutdinov, editors, *Proceedings of the 36th International Conference on Machine Learning*, volume 97 of *Proceedings of Machine Learning Research*, pages 7105–7114, Long Beach, California, USA, 09–15 Jun 2019. PMLR.
- [14] Xuanyi Dong and Yi Yang. Nas-bench-201: Extending the scope of reproducible neural architecture search. In *International Conference on Learning Representations*, 2020.
- [15] Google AI Blog: EfficientNet-EdgeTPU: Creating Accelerator-Optimized Neural Networks with AutoML.
- [16] Han Cai, Ligeng Zhu, and Song Han. ProxylessNAS: Direct neural architecture search on target task and hardware. In *International Conference on Learning Representations*, 2019.
- [17] Xiaoliang Dai, Peizhao Zhang, Bichen Wu, Hongxu Yin, Fei Sun, Yanghan Wang, Marat Dukhan, Yunqing Hu, Yiming Wu, Yangqing Jia, Peter Vajda, Matt Uyttendaele, and Niraj K. Jha. Chamnet: Towards efficient network design through platform-aware model adaptation. In *IEEE Conference on Computer Vision and Pattern Recognition, CVPR 2019, Long Beach, CA, USA, June 16-20, 2019*, pages 11398–11407. Computer Vision Foundation / IEEE, 2019.
- [18] Bichen Wu, Xiaoliang Dai, Peizhao Zhang, Yanghan Wang, Fei Sun, Yiming Wu, Yuandong Tian, Peter Vajda, Yangqing Jia, and Kurt Keutzer. Fbnet: Hardware-aware efficient convnet design via differentiable neural architecture search. In *IEEE Conference on Computer Vision and Pattern Recognition, CVPR 2019, Long Beach, CA, USA, June 16-20, 2019*, pages 10734–10742. Computer Vision Foundation / IEEE, 2019.
- [19] Xiangxiang Chu, Bo Zhang, and Ruijun Xu. Moga: Searching beyond mobilenetv3. *ICASSP*, 2020.
- [20] Łukasz Dudziak, Thomas Chau, Mohamed S. Abdelfattah, Royson Lee, Hyeji Kim, and Nicholas D. Lane. Brp-nas: Prediction-based nas using gcns, 2020.

- [21] J. Rapin and O. Teytaud. Nevergrad - A gradient-free optimization platform. <https://GitHub.com/FacebookResearch/Nevergrad>, 2018.
- [22] Tianqi Chen and Carlos Guestrin. XGBoost: A scalable tree boosting system. In *Proceedings of the 22nd ACM SIGKDD International Conference on Knowledge Discovery and Data Mining*, KDD '16, pages 785–794, New York, NY, USA, 2016. ACM.
- [23] Igor Zacharov, Rinat Arslanov, Maksim Gunin, Daniil Stefonishin, Andrey Bykov, Sergey Pavlov, Oleg Panarin, Anton Maliutin, Sergey Rykovanov, and Maxim Fedorov. "Zhores" - Petaflops supercomputer for data-driven modeling, machine learning and artificial intelligence installed in Skolkovo Institute of Science and Technology. *Open Engineering*, 2019.