
TIGHT POLYNOMIAL BOUNDS FOR LOOP PROGRAMS IN POLYNOMIAL SPACE

AMIR M. BEN-AMRAM¹ AND GEOFF HAMILTON²

¹Qiryat Ono, Israel
e-mail address: amirben@mta.ac.il

²School of Computing, Dublin City University, Ireland
e-mail address: hamilton@computing.dcu.ie

ABSTRACT. We consider the following problem: given a program, find tight asymptotic bounds on the values of some variables at the end of the computation (or at any given program point) in terms of its input values. We focus on the case of polynomially-bounded variables, and on a weak programming language for which we have recently shown that tight bounds for polynomially-bounded variables are computable. While their computability has been settled, the complexity of this program-analysis problem remained open. In this paper, we establish its complexity class to be PSPACE. Intuitively, we show that it is possible to compute these tight bounds by interpreting the program using a novel, compact abstract representation which nevertheless achieves completeness. One of the keys to this reduction in size is the restriction to univariate bounds. Then, a solution for multivariate bounds is achieved by reducing this problem to the univariate case; this reduction is orthogonal to the solution of the univariate problem and uses a different technique altogether. Another auxiliary result is the proof of a bound on the degree of polynomial bounds for such programs; we show that the degree is at most exponential in the program size.

1. INTRODUCTION

A static analysis algorithm takes, as input, program code and answers a question about its possible behaviours. A standard example is to find the set of values that a variable can assume (at a given program point). The algorithm seeks a set of a particular kind (for example, intervals $[a, b]$) and is *complete* if it can always find the tightest such result (e.g., the smallest interval that contains all reachable values). A more complex analysis may establish a *relation* among the values of several variables. While such results cannot be fully computable for programs in general, there are algorithms that guarantee a sound and complete solution for a class of *weak* programs, defined by removing or weakening some features of full programming languages. For example, [HOP⁺18] shows an algorithm that, for a particular weak language, finds any *algebraic relation* that exists among variable values. Such an algorithm can establish facts like: two variables x and y always satisfy, at the conclusion of the program, the equation $y = x^2$. By retaining a copy of the input, this

Key words and phrases: asymptotically-tight, multivariate, worst-case, polynomial bounds.

allows us to answer a question like: does the program square its input, or in general, can an output value be expressed as a polynomial in the input values and what is this polynomial?

In this paper we are interested in final values that are not necessarily expressible by polynomials, but are *polynomially bounded*, and we are seeking a *tight asymptotic upper bound*. A prototypical context where such a question is asked is *complexity analysis*: the quantity to be analyzed may represent a counter of steps performed by the program and we wish to establish a result such as “the program’s worst case is $\Theta(n^2)$ steps” (where n is the size of an input parameter).

In 2008, Ben-Amram et al. [BJK08] considered a simple imperative programming language with explicitly-bounded loops, and proved that it is decidable whether computed values are polynomially bounded. This work left open the problem of finding an explicit *tight* bound for such values. Recently, in [BAH20], we solved this *bound analysis problem* (the class of programs remained as in [BJK08]). However, the solution was very inefficient (doubly-exponential space) and did not settle the complexity of this problem. In this paper we answer this question and prove that tight polynomial bounds (for the same language) can be computed in polynomial space. Key to the solution is that our main algorithm only computes *univariate* bounds. This simplifies the task and makes the problem of solving it efficiently more tractable. However the full problem is to compute multivariate bounds (such as $O(xy + yz^2)$). Instead of solving it directly, we provide in Section 11 a *reduction* of the multivariate problem to the univariate one. Another question that we had to explore in order to understand the complexity of our problem is: if one of our programs computes a polynomially-bounded result, how high can the degree of the bounding polynomial be? This question (which may have an independent interest, in terms of understanding computability aspects of our programming language) is answered in Section 12, where we prove that the degree is at most exponential in the program size.

We now discuss, somewhat informally, some key features of our algorithm. We have already noted that bounds may be multivariate, i.e., depend on multiple variables. The bounds that we compute also *apply* to multiple variables—they are *simultaneous bounds*; moreover, we find sets of simultaneous bounds. The capability of computing sets of simultaneous bounds is important even if we are ultimately interested in bounding the value of a single variable. Consider, for example, the following piece of code, where **choose** represents non-deterministic choice:

```
choose Y := X*X or { Y := X; X := X*X }
```

For it we have two incomparable simultaneous bounds on X, Y : $\langle x, x^2 \rangle$ and $\langle x^2, x \rangle$ (where x stands for the initial value of X). This allows us to deduce that if the above command is followed by:

```
X := X*Y
```

The final value of X is $O(x^3)$. If, in the previous phase, we had only computed separate worst-case bounds, they would have been x^2 for each of the variables, and led to a loose bound of x^4 .

A remarkable corollary of the analysis in [BAH20] is that for our class of programs, when there is a polynomial (simultaneous) upper bound on a set of variables, it can always be matched by lower bounds; in other words, a tight worst-case bound can always be found. This means that the problem of computing asymptotic upper bounds and that of computing worst-case lower bounds are the same problem. For technical reasons, we formulate our results in terms of *lower bounds*. More precisely, we are looking for a function

such that, in infinitely many cases, the output reaches (or surpasses) this function (up to a constant factor). We call such a function *attainable* (for a full, precise definition see Section 2). Thus, the program property that our analyzer computes is *the set of all attainable polynomial bounds for all polynomially-bounded program variables*. These bounds are expressed by *abstract polynomials*, which are ordinary polynomials stripped of their coefficients. This agrees, of course, with the intention of providing asymptotic (“big-Oh” or “big-Omega”) bounds, where coefficients do not matter. It is not hard to see that due to this abstraction, the set of attainable bounds (for polynomially-bounded variables) becomes finite.

Even if finite, the size of this set, and the expression of its members, may be a concern; indeed, in [BAH20] we argued that the size as well as the number of maximal attainable bounds may be exponential in the program size. Here, we overcome this problem by showing that it is always possible to do with expressions of polynomial bit-size, even if the *size of the set of attainable bounds* may be exponential. This is achieved by redefining the task of our analyzer to either *verify* a given bound, or *generate* bounds—one at a time. We then prove that the computation can be done in polynomial space, which is the main result of this work.

2. PRELIMINARIES

In this section we make some technical definitions and present the programming language that we study.

2.1. Notations. The set $[n]$ is $\{1, \dots, n\}$. For a set S an n -tuple over S is a mapping from $[n]$ to S ; the set of n -tuples is denoted by S^n . Natural liftings of operators to collections of objects are used, e.g., if t is a tuple of integers then $t + 1$ is formed by adding 1 to each component. The intention should usually be clear from context. If S is ordered, we extend the ordering to S^n by comparing tuples element-wise (this leads to a partial order, in general, e.g., with natural numbers, $\langle 1, 3 \rangle$ and $\langle 2, 2 \rangle$ are incomparable).

A binary relation on a set S is a subset $R \subseteq S \times S$ and we use the customary notation xRy instead of $(x, y) \in R$. Functions are a subclass of relations, and we liberally switch between functional notation $y = f(x)$ and relational notation.

The post-fix substitution operator $[a/b]$ may be applied to any sort of expression containing a variable b , to substitute a instead; e.g., $(x^2 + yx + y)[2z/y] = x^2 + 2zx + 2z$.

When we write “polynomials,” we are referring, unless stated otherwise, to multivariate polynomials in x_1, \dots, x_n that have non-negative integer coefficients. We presume that an implementation of the algorithm represents a polynomial as a set of monomials, and that numbers are stored in binary, but otherwise we do not concern ourselves with low-level implementation details. According to context, a polynomial may refer to the function it expresses rather than the syntactic entity.

2.2. The core language. Following previous publications [BJK08, BA10, BAH20], we study the bound analysis problem for programs in a weak programming language, a “core language.” This is an imperative language, including bounded loops, non-deterministic branches and restricted arithmetic expressions; the syntax is shown in Figure 1.

$$\begin{array}{lll}
X, Y \in \text{Variable} & ::= & X_1 \mid X_2 \mid X_3 \mid \dots \mid X_n \\
E \in \text{Expression} & ::= & X \mid X + Y \mid X * Y \\
C \in \text{Command} & ::= & \text{skip} \mid X := E \mid C_1 ; C_2 \mid \text{loop } X \{C\} \mid \text{choose } C_1 \text{ or } C_2
\end{array}$$

Figure 1: Syntax of the core language (from Ben-Amram, Kristiansen and Jones, 2008).

A program has a finite set of integer variables, X_1, \dots, X_n ; by convention, n will denote the number of variables throughout this article. In code fragments we may use other identifiers (X, Y, \dots) for convenience. Variables store non-negative integers¹.

The core language is inherently non-deterministic, a property motivated by the origin of its language as a *weakening* of a fuller imperative language. This type of weakening is related to the approach of *conservative abstraction* often employed in program analysis: the **choose** command represents a non-deterministic choice, and replaces deterministic conditionals found in real programs. This reflects the idea that the analysis conservatively abstracts any conditional command by simply ignoring the condition. Weakening the language is also necessary if we wish our analysis problem to be solvable; otherwise we would clearly be blocked by undecidability. The command **loop** $X \{C\}$ repeats C a (non-deterministic) number of times bounded by the value of the variable X upon entry to the loop. Thus, as a conservative abstraction, it may be used to model different forms of loops (for-loops, while-loops) as long as a bound on the number of iterations, as a function of the program state on loop initiation, can be determined and expressed in the language. For convenience, we stipulate that the loop-bound variable X may not be assigned a new value in the loop body (this is easily seen to be non-restrictive, since we could add a dedicated variable for the loop bound).

An *unstructured* language in which loops are implemented by conditional branching and not by structured commands may also be amenable to transformation into a form that our algorithms can handle, using some front-end analysis; we will not elaborate on this but refer the reader to [BAP16].

2.3. Semantics, more formally. We define a *program state* to be an n -tuple of non-negative integers, $\mathbf{x} = \langle x_1, \dots, x_n \rangle$, representing the values of the variables X_1, \dots, X_n . Note the different fonts used for program variables, vectors and scalars.

The semantics associates with every command C over variables X_1, \dots, X_n a relation $\llbracket C \rrbracket \subseteq \mathbb{N}^n \times \mathbb{N}^n$. In the expression $\mathbf{x} \llbracket C \rrbracket \mathbf{x}'$, vector \mathbf{x} (respectively \mathbf{x}') is the state before (after) the execution of C .

The semantics of **skip** is the identity. The semantics of an assignment $X_i := E$ associates to each store \mathbf{x} a new store \mathbf{x}' obtained by replacing the component x_i by the value of the expression E when evaluated over state \mathbf{x} , for example with x_j , $x_j + x_k$ or $x_j x_k$, corresponding to expressions X_j , $X_j + X_k$ and $X_j * X_k$. Composite commands are described by the equations:

$$\begin{aligned}
\llbracket C_1 ; C_2 \rrbracket &= \llbracket C_2 \rrbracket \circ \llbracket C_1 \rrbracket \\
\llbracket \text{choose } C_1 \text{ or } C_2 \rrbracket &= \llbracket C_1 \rrbracket \cup \llbracket C_2 \rrbracket \\
\llbracket \text{loop } X_i \{C\} \rrbracket &= \{(\mathbf{x}, \mathbf{y}) \mid \exists i \leq x_i : \mathbf{x} \llbracket C \rrbracket^i \mathbf{y}\}
\end{aligned}$$

¹An alternative definition uses signed integers, see [BAH20, remark on p. 7]; this makes little difference because of the restricted arithmetics in the language.

where $\llbracket \mathbf{C} \rrbracket^i$ represents $\llbracket \mathbf{C} \rrbracket \circ \dots \circ \llbracket \mathbf{C} \rrbracket$ (with i occurrences of $\llbracket \mathbf{C} \rrbracket$); and $\llbracket \mathbf{C} \rrbracket^0 = Id$.

2.4. Multi-polynomials. In this section we define some concepts and notations used for expressing the analysis results (including intermediate results, internal to the algorithm).

Definition 2.1. A *multi-polynomial* $\mathbf{p} = \langle \mathbf{p}[1], \dots, \mathbf{p}[n] \rangle$ is an n -tuple of polynomials (with non-negative coefficients); it represents a mapping of \mathbb{N}^n to \mathbb{N}^n . We denote by \mathbf{MPol} the set of multi-polynomials, where the number of variables n is fixed by context.

Composition of multi-polynomials, $\mathbf{p} \circ \mathbf{q}$, is naturally defined since \mathbf{p} supplies n values for the n variables of \mathbf{q} , and we have: $(\mathbf{p} \circ \mathbf{q})[i] = \mathbf{p}[i] \circ \mathbf{q}$. We define Id to be the identity transformation, $\mathbf{x}' = \mathbf{x}$ (in MP notation: $\mathbf{p}[i] = x_i$ for $i = 1, \dots, n$).

Definition 2.2 (Univariate MP). A univariate MP is defined as an n -tuple \mathbf{p} where each component $\mathbf{p}[i]$ is a polynomial in the single variable x .

Definition 2.3. \mathbf{APol} , the set of *abstract polynomials*, consists of formal sums of monomials over x_1, \dots, x_n , where the set of coefficients is reduced by making all non-zero coefficients equivalent to 1. In other words, these are polynomials where the coefficients vary over the Boolean ring $\{0, 1\}$.

As an example, the sum of the *abstract* polynomial $x + y$ and the *abstract* polynomial $y + z$ is $x + y + z$, not $x + 2y + z$, as in the ring of coefficients, $1 + 1 = 1$ (also $1 \cdot 1 = 1$). The intention is that an abstract polynomial represents all the polynomials which are formed by varying its non-zero coefficients, thus $x + y$ represents $ax + by$ for all $a, b > 0$. We can also view an abstract polynomial as a set of monomials (whose coefficients are, implicitly, 1). We use AMP as an abbreviation for abstract multi-polynomial. We use $\alpha(p)$ for the abstraction of p (obtained by modifying all non-zero coefficients to 1). Conversely, if p is abstract we can “coerce” it to a concrete polynomial by considering the 1-valued coefficients as being literally 1; this is how one should read any statement that uses an abstract polynomial where a concrete function is needed.

The set of abstract multi-polynomials is denoted by \mathbf{AMPol} ; this has a composition operation $\mathbf{p} \bullet \mathbf{q}$, which relates to the standard composition $\mathbf{p} \circ \mathbf{q}$ by $\alpha(p) \bullet \alpha(q) = \alpha(p \circ q)$; the different operator symbol (“ \bullet ” versus “ \circ ”) helps in disambiguating the meaning of an expression (referring to abstract polynomials versus concrete ones).

In the special case of *abstract univariate* polynomials, it is useful to restrict them to be monomials x^d ; this can be done since in “big Θ ” bounds, a univariate polynomial reduces to its leading monomial. In particular, as is well known, $\Theta(x^a) + \Theta(x^b) = \Theta(x^{\max(a,b)})$. Since we do not use the Θ symbol, we define, instead, the operator symbol \oplus to represent this additive operation, namely, $x^a \oplus x^b \stackrel{\text{def}}{=} x^{\max(a,b)}$. If we allow the monomial x^0 , as well as $x^{-\infty}$ (which may be interpreted as the zero function), we obtain a semiring isomorphic to $\langle \mathbb{N} \cup -\infty, \max, \cdot \rangle$. However, up to Section 13, we are not going use the degree $-\infty$.

Definition 2.4. A *univariate state* is an n -tuple of univariate monomials. Calculations with univariate states are done with the operation \oplus instead of polynomial summation.

Based on this definition, a univariate state can be written as $\langle x^{d_1}, \dots, x^{d_n} \rangle$ and internally represented by a vector of integers $\langle d_1, \dots, d_n \rangle$. A multivariate polynomial can be applied to a univariate state, producing a univariate monomial. Since a univariate state is intended

to represent a function (of x), we use the composition operator \bullet for this application (this also seems convenient graphically), for example:

$$(x_1^2 + x_2x_3) \bullet \langle x^3, x^1, x^4 \rangle = x^6 \oplus x^{1+4} = x^6.$$

An AMP applied to a univariate state produces a new univariate state, for example

$$\langle x_1^2, x_2x_3, x_1 + x_3 \rangle \bullet \langle x^3, x^1, x^4 \rangle = \langle x^6, x^5, x^4 \rangle.$$

Definition 2.5 (ordering of polynomials). For $p, q \in \mathbf{APol}$ we define $p \sqsubset q$ to hold if every monomial of p also appears in q . We then say that p is a *fragment* of q .

We remark that $d_{\mathbf{p}}$ ranges over real numbers, and may be smaller than one.

3. FORMAL STATEMENT OF THE PROBLEM AND OUR RESULTS

Our goal is to prove that the tight-bound problem is in the complexity class PSPACE. In [BAH20], our algorithm was encumbered by creating and calculating with exponentially-large objects. In particular, we argued that there are commands for which a set of multi-polynomials that provides tight bounds must include exponentially many elements. In order to reduce the size of objects *internal* to the algorithm, we have to rewrite the algorithm, but first we circumvent the issue of exponential *output size* by adjusting the specification of the algorithm. This can be done in two ways. First, as one commonly does in Complexity Theory, one can reduce the problem to a decision problem:

Problem 1. *Decision procedure:* Given a core-language program P , the index of a chosen variable \mathbf{x}_j and a monomial $p(x_1, \dots, x_n) = x_1^{d_1} \dots x_n^{d_n}$, report whether p constitutes a “big-Omega” lower bound on the final value of \mathbf{x}_j .

Note that we have chosen to focus on lower bounds, unlike most publications in this area. Our reader should keep in mind, though, that [BAH20] shows that *for our core language, whenever a variable is polynomially bounded, there is a set of polynomials which provides tight bounds for all executions*. This means that if we form the function “**max** of (all the lower bounds),” we have a tight worst-case upper bound. Thus solving for lower bounds also solves the upper bound problem. Furthermore, we note that if we are looking at a polynomially-bounded variable, the set of abstract monomials (or even polynomials) that *lower-bound the final value* is finite. This is convenient (for instance, the expression “**max** of (all the lower bounds)” can be explicitly written out, if desired).

In the current work, we are attempting to find tight bounds only for variables that are polynomially bounded in terms of the input (the initial contents of the variables). The problem of identifying which variables are polynomially bounded is completely solved in [BJK08], by a polynomial-time algorithm. We will tacitly rely on that algorithm. More precisely, we assume that the algorithm is invoked as a preprocessing step for the analysis of each loop in the program, and allows for excluding variables that may grow super-polynomially in the given loop. This reduces the problem of handling *any* loop in our language to that of handling loops in which all variables are polynomially bounded; the key observation here is that, due to the restricted arithmetics in our language, which only include addition and product, any value derived from a super-polynomial value is also super-polynomial. Hence, *ignoring* variables which are not polynomially bounded does not lose any information necessary for analyzing the polynomially bounded ones.

Instead of a decision problem, one can ask the program to generate an attainable bound (Definition 3.1), an approach that we formalize with a non-deterministic algorithm.

Problem 2. *Non-deterministic generator:* Given a core-language program P , the index of a chosen variable X_j and an integer d , non-deterministically generate an attainable MP \mathbf{p} where the degree of $\mathbf{p}[j]$ is at least d , provided that such a MP exists.

We will actually generate *abstract* MPs when solving this problem. The concept of attainable bound makes positive constant factors irrelevant anyway.

Note that in both problem formulations, the user queries about a given degree; we think that it is a natural use-case, but one can also search for the worst-case degree by repeated queries. The space complexity remains polynomial in the size of the given program, since (as we prove in Section 12) the worst-case degree is at most exponential in the size of the program (thus its logarithm is polynomial, hence the number of bits for its representation).

In terms of complexity classes, if we have a polynomial-space non-deterministic algorithm, we can also determinize it in polynomial space (this is the famous equality $\text{NPSPACE} = \text{PSPACE}$, which follows from Savitch's Theorem [Jon97]). This means that it is possible to transform our non-deterministic algorithm into a deterministic generator that writes out one MP at a time, and can be placed in an exhaustive-search loop to eventually generate all the MPs needed to bound all program executions, even when their number is exponential.

From this point onwards, we focus on the generation problem. Moreover, we will show in Section 11 that it is possible to reduce Problem 2 to a problem concerning univariate bounds. In this problem, we assume that we are given a *univariate initial state* in terms of a single input variable x . The initial state assigns to every variable X_i an initial symbolic value of form x^{d_i} for some integer $d_i \geq 0$, e.g., $\mathbf{i}(x) = \langle x, x^3, x^2 \rangle$. The case $d_i = 0$ intuitively represents a variable whose initial value should be treated as an unknown constant (not dependent on x). The univariate form seems to be rather common in textbook examples of algorithm analysis (where the single parameter in terms of which we express the bounds is usually called n), and the facility of stating initial polynomial values for multiple variables may be useful to express questions like: *An algorithm processes a graph. Its running time depends on the number of vertices n and the number of edges m . Bound its worst-case time, in terms of n , given that $m \leq n^2$.* In this case we would use an initial state like $\langle n, n^2 \rangle$. Our goal is now to find an attainable univariate state, interpreted as a lower bound on the results of a computation from the given initial state. We adapt the definition of *attainable* to the univariate setting as follows:

Definition 3.1. Given a command C , a function $\mathbf{u} : \mathbb{N} \rightarrow \mathbb{N}^n$ (in the current context, \mathbf{u} will be a univariate state), and an initial univariate state \mathbf{i} , we say that \mathbf{u} is *attainable* if there are constants $d_{\mathbf{p}} > 0$, x_0 such that for all $x \geq x_0$ there is a \mathbf{y} such that

$$\mathbf{i}(x) \llbracket C \rrbracket \mathbf{y} \text{ and } \forall i \in [n]. y_i \geq d_{\mathbf{p}} \mathbf{u}[i](x).$$

We thus focus on the following problem.

Problem 3. The *univariate polynomial-degree problem* is: Given a core-language program P , an initial state \mathbf{i} , the index of a chosen variable X_j and an integer d , decide whether there is an attainable univariate state whose degree in the j th component is at least d .

We also solve the corresponding bound generation problem. Here is a summary of the results we are going to prove regarding the above problems:

- In Section 8 we prove that Problem 3 can be solved in polynomial space. Note that this means that the space complexity is polynomial in the input size, consisting of the size of program P and the bit-size of the numbers in \mathbf{i} and d .
- In Section 10 we show that this result is essentially optimal since the problem is PSPACE-hard. This clearly means that the more involved problems (for multivariate bounds) are also PSPACE-hard.
- In Section 11 we show a reduction of the multivariate bound problem (in the form of Problem 1) to the univariate problem, thus proving that the multivariate problem can also be solved in PSPACE.
- In Section 12 we show that one can bound the highest attainable degree in terms of the program size. This bound shows that the polynomial space complexity of the above problems does not depend on the provision of a degree in the input. It may also be interesting in its own right, as a preliminary result about computability aspects of our core language.

We'd like to mention that solving the above problems also solves some variants that can be reduced to tight-bound computation:

- We can find tight bounds on the number of *visits* to a given set of program locations (counting all locations gives the program's time complexity, in the ordinary unit-cost model). The reduction is to instrument the program with a counter that counts the visits to the locations of interest [BAH20, Section 2].
- Sometimes we want to verify a bound for the values of a variable *throughout* the program, not just at its end. This can also be easily reduced to our problem by instrumentation.
- Similarly, one can find a tight bound on the highest value assumed by a variable at a given program location.

4. ALGORITHMIC IDEAS

In this section we give a brief overview of the main ideas in the algorithm and try to clarify their role. In particular, we relate these ideas to prior work. We discuss symbolic evaluation, univariate bounds and data-flow matrices.

4.1. Symbolic evaluation. This is an old concept. We interpret the program, with states mapping variables not to integers, but to polynomials in x_1, \dots, x_n , where these represent the initial value of the corresponding variable X_i . Due to the restricted arithmetics in our language, we can carry out symbolic evaluation precisely, staying within the domain of multivariate polynomials. Thus a program state is a MP. However, when there are different program paths that reach the same point, we can get different polynomials, and therefore we construct *sets* of polynomials. The abstraction to *abstract polynomials* may reduce the size of this set. Here is an example of a piece of program code, along with a symbolic state, as a set of AMPs, before and after each command:

$$\begin{aligned}
& \{ \langle x_1, x_2, x_3, x_4 \rangle \} \\
& X_2 := X_2 + X_4; \\
& \{ \langle x_1, x_2 + x_4, x_3, x_4 \rangle \} \\
& X_4 := X_3; \\
& \{ \langle x_1, x_2 + x_4, x_3, x_3 \rangle \} \\
& \text{choose } \{ X_1 := X_1 + X_3 \} \text{ or } \{ X_2 := X_2 + X_3 \} \\
& \{ \langle x_1 + x_3, x_2 + x_4, x_3, x_3 \rangle, \langle x_1, x_2 + x_3 + x_4, x_3, x_3 \rangle \}
\end{aligned}$$

This is all quite straight-forward until one comes to a loop. Since we are analysing the program statically, we have to take into account any number of iterations. Consequently, had we worked with concrete polynomials, they would grow indefinitely: suppose that the above code is put in a loop:

```

loop X3 {
  X2 := X2 + X4;
  X4 := X3;
  choose { X1 := X1 + X3 } or { X2 := X2 + X3 }
}

```

Evaluating with *concrete* polynomials, the value for X_1 would take the values $x_1, x_1 + x_3, x_1 + 2x_3, x_1 + 3x_3$, etc. Working with abstract polynomials, the coefficients are ignored, and we have a finite set, which is reached after a finite number of iterations. In our example, the value for X_1 does not rise beyond $x_1 + x_3$. This is good, but unfortunately, we also lose completeness: $x_1 + x_3$ is not a valid asymptotic upper bound on the final value of X_1 ; a correct upper bound is $x_1 + x_3^2$, taking into account the bound x_3 on the number of loop iterations. The passage from $x_1 + x_3$ to $x_1 + x_3^2$ is based on realizing that the *increment* $+x_3$ may be applied to this variable at most x_3 times. Identifying such increments precisely (with no overkill) and correctly representing their accumulated effect is the main challenge addressed in the algorithm of [BAH20].

Our algorithm in the cited work gave a precise set of bounds but suffered from efficiency problems. This is inherent in the approach of generating symbolic polynomials. In fact, it is easy to write pieces of code that generate exponentially big sets of expressions—try the following:

```

choose { X3 := X1 } or { X3 := X2 } ;
choose { X4 := X1 } or { X4 := X2 } ;
. . .
choose { Xn := X1 } or { Xn := X2 }

```

Or a single, exponentially big expression (a variant of the above—which we leave to the reader).

4.2. Univariate bounds. Suppose that we decide to compute only univariate bounds. We have a single input parameter x and we want to express everything in terms of x . Then, if we also ignore coefficients, the only functions we need are x, x^2, x^3, \dots and the efficiency issue, at least the problem of big expressions, is resolved. However, too much information is lost. If we start with all variables set to x , and the loop body sets $X_1 := X_1 + X_3$, we get the symbolic value $2x$ in X_1 after the first iteration (or just x if we ignore coefficients).

In both cases, how do we know that this becomes $x + tx$ after t iterations? We cannot deduce it from the final expression. We are compelled to also keep track of how the value was computed—so we know that there is an increment that can accumulate upon iteration. Note that the fact that the value after one iteration is different from the value before does not necessarily mean that the difference will accumulate—consider a loop body that simply sets $X_1 := X_3$, where the initial value of X_3 is bigger than that of X_1 .

4.3. Data-flow matrices. The discussion in the last paragraph hints that it may be useful to record data-flow: does x'_1 (value of X_1 after an iteration) depend on x_1 (its initial prior to the iteration)? On x_3 ? On both? Such information may be represented by a *bipartite graph* with arcs from x_1, x_2, \dots, x_n leading to x'_1, x'_2, \dots, x'_n and showing how values propagate, or a *data-flow matrix*, which is the same information in matrix form (the adjacency matrix of the graph). This is a very concise representation which does not record the actual expressions computed, only the Boolean property that some x'_j depends, or does not depend, on x_i . Some of the previous results in complexity analysis [KA80, KN04] showed that the existence of polynomial bounds on computed values may sometimes be deduced by examining the dependence graph. Later works [NW06, JK09] showed that by slightly enriching data-flow matrices (allowing for a finite number of “dependence types”) one has sufficient information to soundly conclude that a result is polynomially bounded in a larger set of programs. As a basic example, the technique allows us to distinguish a loop body that sets $x'_1 = 2x_1$ (doubling the value of X_1 , leading to exponential growth upon iteration) from one that sets $x'_1 = x_1 + x_3$ (which entails polynomial growth). Ben-Amram et al. [BJK08] derived a complete decision procedure for polynomial growth-rates in the Core Language, still by tracking data-flow properties (with an abstraction similar to data-flow matrices) and without explicitly computing any bounds.

The PSPACE algorithm that we present in the current work is based on taking a version of our previous algorithm for tight bounds, which was based on abstract multivariate multi-polynomials, reducing the information to univariate bounds in order to gain efficiency, and compensating for the loss of information by tracking data-flow using matrices. Our matrices are different to those used in previous work; details will be given in Section 7.

5. PROPERTIES OF THE CORE LANGUAGE

We next present some important properties of the core language that follow from [BAH20] and are required for our result. First, let us cite the main result of [BAH20]:

Theorem 5.1 ([BAH20]). *There is an algorithm which, for a command C , over variables X_1 through X_n , outputs a set \mathcal{B} of multi-polynomials, such that the following hold, where PB is the set of indices i of variables X_i which are polynomially bounded under $\llbracket C \rrbracket$.*

- (1) (*Bounding*) *There is a constant c_p associated with each $p \in \mathcal{B}$, such that*

$$\forall \mathbf{x}, \mathbf{y} . \mathbf{x} \llbracket C \rrbracket \mathbf{y} \implies \exists p \in \mathcal{B} . \forall i \in PB . y_i \leq c_p p[i](\mathbf{x})$$

- (2) (*Tightness*) *For every $p \in \mathcal{B}$ there are constants $d_p > 0$, \mathbf{x}_0 such that for all $\mathbf{x} \geq \mathbf{x}_0$ there is a \mathbf{y} such that*

$$\mathbf{x} \llbracket C \rrbracket \mathbf{y} \text{ and } \forall i \in PB . y_i \geq d_p p[i](\mathbf{x}).$$

We rely on this result because our new algorithm will be proven correct by showing that it matches the bounds of the previous algorithm. But the implied *existence result* is crucial in itself: the fact that a set \mathcal{B} as above exists, which provides both upper bounds (clause “Bounding”) and matching worst-case lower bounds (clause “Tightness”). This property is tied to the weakness of our language: in a Turing-complete programming language this clearly does not hold—consider a program that inputs x and computes a function of the order of magnitude $\log x$, \sqrt{x} , etc.

Since a polynomial is a sum of a constant number of monomials, by simple arithmetics we obtain:

Corollary 5.2. *For a command \mathbf{C} , over variables X_1 through X_n , assume that X_n is polynomially bounded in terms of the variables’ initial values. Then there is a set \mathcal{S} of monomials such that $\max \mathcal{S}$ is a tight asymptotic bound on the highest value obtained by X_n at the conclusion of \mathbf{C} ; or in more detail,*

(1) (Bounding) *There is a constant c such that*

$$\forall \mathbf{x}, \mathbf{y} . \mathbf{x} \llbracket \mathbf{C} \rrbracket \mathbf{y} \implies y_n \leq c \cdot \max_{\mathbf{m} \in \mathcal{S}} \mathbf{m}(\mathbf{x})$$

(2) (Tightness) *There are constants d , \mathbf{x}_0 such that for all $\mathbf{x} \geq \mathbf{x}_0$ there is a \mathbf{y} with*

$$\mathbf{x} \llbracket \mathbf{C} \rrbracket \mathbf{y} \text{ and } y_i \geq d \cdot \max_{\mathbf{m} \in \mathcal{S}} \mathbf{m}(\mathbf{x}).$$

6. THE CLOSURE ALGORITHM

In this section, we present a version of the algorithm of [BAH20], computing in exponential space and time. We call it “the Closure Algorithm” since an important component of the algorithm (and a cause of combinatorial explosion) is the computation of transitive closure to find the effect of any number of loop iterations. We need the Closure Algorithm because our polynomial-space solution evolved from this one, and moreover our *proof* for the efficient algorithm relies on the correctness of its predecessor.

In fact, the algorithm below is already a step beyond [BAH20]: even if it is still exponential, it is somewhat simplified. Since this is not the main contribution here, we have decided to present it, in this section, concisely and without proofs, to allow the reader to understand and proceed quickly to our new polynomial-space algorithm. For completeness, Appendix A includes proofs that show that the Closure Algorithm below is equivalent to the old one [BAH20].

6.1. Symbolic semantics. We present our analysis as symbolic semantics that assigns to every command \mathbf{C} a symbolic abstract value $\llbracket \mathbf{C} \rrbracket^S \in \wp(\text{AMPol})$, that is, a set of AMPs. For atomic commands, this set is a singleton:

$$\begin{aligned} \llbracket \text{skip} \rrbracket^S &= \{Id\} & \llbracket X_i := X_j \rrbracket^S &= \{\text{set}_{ij}\} \\ \llbracket X_i := X_j + X_k \rrbracket^S &= \{\text{add}_{ijk}\} & \llbracket X_i := X_j * X_k \rrbracket^S &= \{\text{mul}_{ijk}\} \end{aligned}$$

where set_{ij} , add_{ijk} and mul_{ijk} are AMPs defined by:

$$\begin{aligned} \text{set}_{ij}(x_1, \dots, x_n) &= \langle x_1, \dots, x_{i-1}, x_j, x_{i+1}, \dots, x_n \rangle \\ \text{add}_{ijk}(x_1, \dots, x_n) &= \langle x_1, \dots, x_{i-1}, x_j + x_k, x_{i+1}, \dots, x_n \rangle \\ \text{mul}_{ijk}(x_1, \dots, x_n) &= \langle x_1, \dots, x_{i-1}, x_j x_k, x_{i+1}, \dots, x_n \rangle. \end{aligned}$$

For composite commands, except the loop, the definition is also straightforward:

$$\begin{aligned} \llbracket \text{choose } C_1 \text{ or } C_2 \rrbracket^S &= \llbracket C_1 \rrbracket^S \cup \llbracket C_2 \rrbracket^S \\ \llbracket C_1; C_2 \rrbracket^S &= \llbracket C_2 \rrbracket^S \bullet \llbracket C_1 \rrbracket^S. \end{aligned}$$

To handle a loop command, `loop X_ℓ { C }`, we first compute $\mathcal{S} = \llbracket C \rrbracket^S$, obtaining a representation of the possible effects of any *single iteration*. Then we have to apply certain operations to calculate, from \mathcal{S} , the effect of the entire loop:

$$\llbracket \text{loop } X_\ell \{C\} \rrbracket^S = LC(\llbracket C \rrbracket^S)[x_\ell/\tau].$$

The rest of this section builds up to the definition of the function LC and the explanation of the above expression.

Example 6.1. Consider the following loop (also considered in Section 4):

```
loop  $X_3$  {
   $X_2 := X_2 + X_4$ ;
   $X_4 := X_3$ ;
  choose {  $X_1 := X_1 + X_3$  } or {  $X_2 := X_2 + X_3$  }
}
```

The abstraction of the *loop body* is the following set of AMPs:

$$\mathcal{S} = \{ \langle x_1 + x_3, x_2 + x_4, x_3, x_3 \rangle, \langle x_1, x_2 + x_3 + x_4, x_3, x_3 \rangle \}.$$

We will later show how this is used to compute the effect of the whole loop.

6.2. Simple Disjunctive Loops, Closure and Generalization. We cite some definitions from [BAH20] that we use in presenting the inference of the effect of a loop from an abstraction of its body.

Definition 6.2. A *polynomial transition (PT)* represents the passage from a state $\mathbf{x} = \langle x_1, \dots, x_n \rangle$ to a new state $\mathbf{x}' = \langle x'_1, \dots, x'_n \rangle = \mathbf{p}(\mathbf{x})$ where $\mathbf{p} = \langle \mathbf{p}[1], \dots, \mathbf{p}[n] \rangle$ is a multi-polynomial.

Definition 6.3. A *simple disjunctive loop (SDL)* is a finite set \mathcal{S} of AMPs, representing polynomial transitions.

The loop is “disjunctive” because the meaning is that, in every iteration, any of the given transitions may be chosen. The sense in which *abstract* MPs represent *concrete* transitions calls for a detailed definition but we omit it here, since in our context the intent should be clear: we expect \mathcal{S} to be the result of analyzing the loop body with an analysis that generates asymptotically tight bounds. Importantly, a SDL does not specify the number of iterations; our analysis of a SDL generates results that depend on the number of iterations as well as the initial state. For this purpose, we now introduce τ -polynomials, which include a parameter τ to represent the number of iterations.

Definition 6.4. τ -polynomials are polynomials in x_1, \dots, x_n and τ .

τ , the “time parameter,” has a special status and is not a component of the state vector, which still has dimension n . If p is a τ -polynomial, then $p(v_1, \dots, v_n)$ is the result of substituting each v_i for the respective x_i ; and we also write $p(v_1, \dots, v_n, t)$ for the result of substituting t for τ as well. The set of τ -polynomials in n variables (n known from context) is denoted τPol .

We form multi-polynomials from τ -polynomials to represent the effect of a variable number of iterations. For example, the τ -polynomial transition $\langle x'_1, x'_2 \rangle = \langle x_1, x_2 + \tau x_1 \rangle$ represents the effect of repeating (τ times) the assignment $X_2 := X_2 + X_1$. The effect of iterating the composite command: $X_2 := X_2 + X_1$; $X_3 := X_3 + X_2$ has an effect described by $\mathbf{x}' = \langle x_1, x_2 + \tau x_1, x_3 + \tau x_2 + \tau^2 x_1 \rangle$ (note that this is an upper bound which is not reached precisely, but is correct up to a constant factor). We denote the set of τ -multi-polynomials by $\tau\mathbf{MPol}$. We should note that composition $\mathbf{q} \circ \mathbf{p}$ over $\tau\mathbf{MPol}$ is performed by substituting $\mathbf{p}[i]$ for each occurrence of x_i in \mathbf{q} . Occurrences of τ are unaffected (since τ is not part of the state).

The notion of *abstract (multi-) polynomials* is extended naturally to abstract τ -(multi-) polynomials. We denote the set of abstract τ -polynomials (respectively, multi-polynomials) by $\tau\mathbf{APol}$ (respectively, $\tau\mathbf{AMPol}$). The *SDL Problem* is to compute, from \mathcal{S} , a set of abstract τ -multi-polynomials that represent the effect of any number of loop transitions, where τ is used to express dependence on the number of transitions. As for general programs, we focus on loops which are polynomially bounded, and search for attainable bounds; these notions are defined as follows.

Definition 6.5. A SDL \mathcal{S} is said to be *polynomially bounded* when there exists a τ -MP, \mathbf{b} , such that for all $\mathbf{x} \in \mathbb{N}^n$, if we start with \mathbf{x} and consecutively apply t arbitrary transitions from \mathcal{S} , the final state \mathbf{y} satisfies $\mathbf{y} \leq \mathbf{b}(\mathbf{x}, t)$.

Definition 6.6. Given SDL \mathcal{S} and a function $\mathbf{f} : \mathbb{N}^{n+1} \rightarrow \mathbb{N}^n$ (in the current context, \mathbf{f} will be a τ -MP) we say that \mathbf{f} is *attainable over \mathcal{S}* if there are constants $d > 0$, \mathbf{x}_0 such that for all $\mathbf{x} \geq \mathbf{x}_0$, for infinitely many values $t > 0$, there exist $\mathbf{y}_0, \dots, \mathbf{y}_t$ such that

$$\mathbf{y}_0 = \mathbf{x}; \quad \forall i < t. \exists \mathbf{p} \in \mathcal{S}. \mathbf{y}_{i+1} = \mathbf{p}(\mathbf{y}_i); \quad \text{and } \mathbf{y}_t \geq d\mathbf{f}(\mathbf{x}, t).$$

We remark that SDLs enjoy the properties we pointed out in Section 5. In particular, a complete set of attainable lower bounds provides a tight asymptotic upper bound as well. In [BAH20], we studied the SDL problem, and what we present next is an improved version of our solution from [BAH20] (the soundness of the changes we have made to our algorithm is argued in Appendix A). The solution consists of applying two operators to a set of (τ) -AMPs, which we shall now define. The first, *abstract closure*, naturally represents the limit-set of accumulated iterations.

Definition 6.7 (abstract closure). For finite $P \subset \tau\mathbf{AMPol}$, we define $Cl(P)$ to be the smallest set including Id and the elements of P , and closed under AMP composition.

In [BAH20] we proved that when loop \mathcal{S} is polynomially bounded, the abstract closure of \mathcal{S} is finite, and can be computed in a finite number of steps.

The second operation is called *generalization* and its role is to capture the behaviour of variables that grow by accumulating increments in the loop, and make explicit the dependence on the number of iterations. The identification of which additive terms in a MP should be considered as increments that accumulate is at the heart of our problem, and its solution led to the definition of *iterative MPs* and *iterative kernel* below.

Definition 6.8. The *support* $\text{supp } p$ of a polynomial p is the set of variables on which it depends, identified by their indices, e.g., $\text{supp}(x_1 x_3 + x_4) = \{1, 3, 4\}$.

Definition 6.9. For \mathbf{p} an (abstract) multi-polynomial, we say that x_i is *self-dependent* in \mathbf{p} if $i \in \text{supp } \mathbf{p}[i]$. We also say that the entry $\mathbf{p}[i]$ is self-dependent; the choice of term depends

on context and the meaning should be clear either way. We call a monomial self-dependent if all the variables appearing in it are. We denote by $\text{SD}(\mathbf{p})$ the set $\{i : i \in \text{sup } \mathbf{p}[i]\}$, i.e., the self-dependent variables of \mathbf{p} .

It is easy to see that, given that variable \mathbf{X}_i is polynomially bounded in a loop, if x_i is self-dependent, then the monomial of $\mathbf{p}[i]$ that includes x_i can only be the linear monomial x_i (we say that x_i is *linearly self-dependent* in \mathbf{p}). Otherwise, \mathbf{p} represents a transition that multiplies \mathbf{X}_i by a non-constant quantity and iterating \mathbf{p} will cause exponential growth.

Definition 6.10. We call an (abstract) MP \mathbf{p} *doubling-free* if for any i , if entry $\mathbf{p}[i]$ has a monomial $\mathbf{m} \cdot x_i$ then $\mathbf{m} = 1$.

Assuming that we have made sure that a loop under analysis is polynomially bounded (as briefly discussed in Section 3 and more fully in [BAH20]), then all the loop transitions must be doubling-free. Hence if $\mathbf{p}[i]$ depends on i , it must include the monomial x_i .

Definition 6.11. $\mathbf{p} \in \text{AMPo1}$ is called *iterative* if all its entries depend only on self-dependent variables.

Iterative AMPs are crucial in the analysis of loops as, intuitively, they represent a transformation that can happen multiple times. To see what we mean compare the following assignment statements:

- $\mathbf{X}_1 := \mathbf{X}_2 + \mathbf{X}_3$. Symbolically, it applies the AMP $\mathbf{p} = \langle x_2 + x_3, x_2, x_3 \rangle$. Both $\mathbf{p}[2]$ and $\mathbf{p}[3]$ are self-dependent and therefore \mathbf{p} is iterative. In fact, if iterated any number of times, the resulting AMP is the same (in this case even the concrete MP remains the same, since there is no growth in the loop).
- $\mathbf{X}_1 := \mathbf{X}_1 + \mathbf{X}_3$. Symbolically, it applies the AMP $\mathbf{p} = \langle x_1 + x_3, x_2, x_3 \rangle$. All three entries are self-dependent and therefore \mathbf{p} is iterative. In fact, if iterated any number of times, the resulting AMP is the same. Importantly, the concrete MP will not be the same: increments of x_3 *accumulate* in variable \mathbf{X}_1 . The algorithm will have to correctly express this growth, generalizing \mathbf{p} to $\langle x_1 + \tau x_3, x_2, x_3 \rangle$.
- $\mathbf{X}_1 := \mathbf{X}_1 + \mathbf{X}_3; \mathbf{X}_3 := \mathbf{X}_2$. Symbolically, it applies the AMP $\mathbf{q} = \langle x_1 + x_3, x_2, x_2 \rangle$. Here $\mathbf{p}[1]$ and $\mathbf{p}[2]$ are self-dependent, but $\mathbf{p}[3]$ (used in $\mathbf{p}[1]$) is not, therefore \mathbf{q} is not iterative. In fact, if iterated twice, we get $x'_1 = x_1 + x_3 + x_2$; informally, the action of the first application is to add x_3 to \mathbf{X}_1 while the action of the second is to add x_2 . It would have been incorrect to generalize from the first step and assume that increments of x_3 will be accumulated on iteration.

Recall that \mathbf{q} is a *fragment* of \mathbf{p} if $\mathbf{q} \sqsubset \mathbf{p}$.

Observation 6.12. Let $\mathbf{p} \in \text{AMPo1}$. If \mathbf{p} has any fragments which are iterative, then there is a unique maximal iterative fragment, which shall be denoted by $\langle \mathbf{p} \rangle$ (“the iterative kernel of \mathbf{p} ”). If \mathbf{p} has no iterative fragment, we consider $\langle \mathbf{p} \rangle$ to be undefined.

Proof. Every monomial which is not self-dependent in \mathbf{p} will not be self-dependent in any fragment of \mathbf{p} , so form \mathbf{q} by deleting all these monomials. Then we must have $\mathbf{i} \sqsubset \mathbf{q}$ for any iterative $\mathbf{i} \sqsubset \mathbf{p}$. On the other hand, \mathbf{q} is clearly iterative, so \mathbf{q} is the maximal iterative fragment. \square

Consider a loop that has a transition \mathbf{p} with $\mathbf{p}[3] = x_3 + x_1 x_2$, where x_1 and x_2 are also self-dependent in \mathbf{p} . Then the initial contents of variables \mathbf{X}_1 and \mathbf{X}_2 are preserved (or may even grow) when we iterate \mathbf{p} ; and \mathbf{X}_3 accumulates an increment of (at least) $x_1 x_2$ on each iteration. This motivates the following definition.

Definition 6.13 (generalization). Let $\mathbf{p} \in \text{AMPo1}$ be iterative; we define the *generalization* of \mathbf{p} to be

$$\mathbf{p}^\tau[i] = \begin{cases} x_i + \tau(\mathbf{p}[i] \setminus \{x_i\}) & \text{if } i \in \text{SD}(\mathbf{p}) \\ \mathbf{p}[i] & \text{otherwise.} \end{cases}$$

To continue the example presented above the definition, let

$$\mathbf{p} = \langle x_1, x_2 + x_1, x_3 + x_1x_2 \rangle$$

then

$$\mathbf{p}^\tau = \langle x_1, x_2 + \tau x_1, x_3 + \tau x_1x_2 \rangle.$$

We can now define the operators used for analysing a loop command:

$$\text{Gen}(\mathcal{S}) = \mathcal{S} \cup \{(\llbracket \mathbf{p} \rrbracket)^\tau \mid \mathbf{p} \in \mathcal{S} \text{ and } (\llbracket \mathbf{p} \rrbracket) \text{ is defined}\}, \quad (6.1)$$

$$\text{LC}(\mathcal{S}) = \text{Cl}(\text{Gen}(\text{Cl}(\mathcal{S}))). \quad (6.2)$$

Recall that we have defined

$$\llbracket \text{loop } \mathbf{x}_\ell \text{ } \{\mathbf{C}\} \rrbracket^S = \text{LC}(\llbracket \mathbf{C} \rrbracket^S)[x_\ell/\tau].$$

This means that one takes the set \mathcal{S} representing the analysis of the loop body, applies the function LC , which generates τ -AMPs, and concludes by substituting x_ℓ , the maximum number of iterations, for τ .

Example 6.14. In Example 6.1 we have seen that

$$\mathcal{S} = \{\langle x_1 + x_3, x_2 + x_4, x_3, x_3 \rangle, \langle x_1, x_2 + x_3 + x_4, x_3, x_3 \rangle\}.$$

Computing $\text{Cl}(\mathcal{S})$ adds Id as well as the composition of the above two AMPs, which equals

$$\mathbf{p} = \langle x_1 + x_3, x_2 + x_3 + x_4, x_3, x_3 \rangle.$$

The reader is invited to verify that this gives a composition-closed set. Next, we apply generalization. We will take a shortcut and apply it only to \mathbf{p} , as it subsumes the two previous AMPs. We have:

$$(\llbracket \mathbf{p} \rrbracket) = \langle x_1 + x_3, x_2 + x_3, x_3, x_3 \rangle, \quad (6.3)$$

$$(\llbracket \mathbf{p} \rrbracket)^\tau = \langle x_1 + \tau x_3, x_2 + \tau x_3, x_3, x_3 \rangle, \quad (6.4)$$

Then, in the final closure computation, we construct the composition

$$(\llbracket \mathbf{p} \rrbracket)^\tau \bullet \mathbf{p} = \langle x_1 + x_3 + \tau x_3, x_2 + x_3 + x_4 + \tau x_3, x_3, x_3 \rangle$$

and this is as high as we get. So we finish by substituting x_3 (being the loop bound) for τ , obtaining the result

$$\langle x_1 + x_3 + x_3^2, x_2 + x_3 + x_4 + x_3^2, x_3, x_3 \rangle.$$

7. THE POLYNOMIAL-SPACE ALGORITHM

In this section we provide the polynomial-space algorithm for the univariate bound problem. We will try to present the algorithm in a way which motivates it and clarifies why it works.

7.1. The Simple Case: Without Additions in Loops. As long as we do not need generalization—which is only necessary when additions are performed within a loop—our analysis (Section 6) is nothing more than a symbolic evaluation, where instead of maintaining a concrete state as a vector of numbers and applying the operations numerically, we maintain AMPs that represent the computation so far, and apply symbolic arithmetics to them. While $\llbracket \mathbb{C} \rrbracket^S$ represents all the possible effects of \mathbb{C} , as a set, we develop in this section a non-deterministic evaluator, which only follows one possible path. Thus a **choose** command will be implemented verbatim—by non-deterministically choosing one branch or the other. Similarly, in a loop, the non-deterministic evaluator literally iterates its body a non-deterministic number of times. The information that it has to maintain, besides the current command, is just the current symbolic state. Importantly, since we are provided with an initial univariate state, all our computation is with such states, which are much more compact than AMPs. Given a degree bound d , a univariate state can be represented by a vector in $[d]^n$. This representation has polynomial space complexity.

Next, we give a set of definitions for a simple non-deterministic interpreter Ev_S , which does not handle generalization (we give this simple version first for the sake of presentation). Throughout this presentation, \mathbf{s} refers to a univariate state. We use the notation $\mathbf{s}[i \mapsto X]$ for the result of modifying the i th entry of \mathbf{s} to be X .

The interpretation of **skip**, assignment and multiplication commands is the obvious

$$\text{Ev}_S \llbracket \text{skip} \rrbracket \mathbf{s} = \mathbf{s}; \quad \text{Ev}_S \llbracket X_i := X_j \rrbracket \mathbf{s} = \text{set}_{ij} \bullet \mathbf{s}; \quad \text{Ev}_S \llbracket X_i := X_j * X_k \rrbracket \mathbf{s} = \text{mul}_{ijk} \bullet \mathbf{s}$$

where **set**, **mul** are as in the last section. Since addition of abstract univariate monomials follows the rule $x^a \oplus x^b = x^{\max(a,b)}$, we could define

$$\text{Ev}_S \llbracket X_i := X_j + X_k \rrbracket \mathbf{s} = \mathbf{s}[i \mapsto \max(\mathbf{s}[j], \mathbf{s}[k])]$$

But, as our algorithm is non-deterministic anyway, we use instead

$$\begin{aligned} \text{Ev}_S \llbracket X_i := X_j + X_k \rrbracket \mathbf{s} &\Rightarrow \mathbf{s}[i \mapsto \mathbf{s}[j]] = \text{set}_{ij} \bullet \mathbf{s} \\ \text{Ev}_S \llbracket X_i := X_j + X_k \rrbracket \mathbf{s} &\Rightarrow \mathbf{s}[i \mapsto \mathbf{s}[k]] = \text{set}_{ik} \bullet \mathbf{s} \end{aligned}$$

where \Rightarrow is an evaluation relation which allows us to represent a non-deterministic choice by the interpreter (simply by having two applicable evaluation rules for this situation). This non-determinism means that we can get the precise result as well as another one which is lower and seems redundant. However, we will see that in the general case, we do need both.

Example 7.1. Consider the command $X_1 := X_1 + X_2$ in a context where $n = 3$, and the initial state is $\langle x^6, x^2, x^5 \rangle$. When interpreting this command, we non-deterministically select either the first or the second term in the sum, and so we can have two outcomes: $\langle x^6, x^2, x^5 \rangle$ and $\langle x^2, x^2, x^5 \rangle$. Note that if this is iterated, e.g., **loop** X_3 $\{X_1 := X_1 + X_2\}$ then, if we made the first choice, the x^6 in the first position represents the data initially at X_1 , and should be left unmodified; while if we took the other choice, we have x^2 in the first position which represents the contribution of the “ $+X_2$ ” term and should be multiplied by the iteration bound, since this increment is repeated; this yields the result $\langle x^7, x^2, x^5 \rangle$. This example shows that the use of non-deterministic choice instead of picking the larger degree is important, since we do not know in advance which choice will eventually lead to the highest result once iterations have been taken into account.

The interpretation of the choice and sequencing commands is natural, using non-determinism to implement **choose**:

$$\begin{aligned} \text{Ev}_S[\text{choose } C_1 \text{ or } C_2]s &\Rightarrow \text{Ev}_S[C_1]s \\ \text{Ev}_S[\text{choose } C_1 \text{ or } C_2]s &\Rightarrow \text{Ev}_S[C_2]s \\ \text{Ev}_S[C_1; C_2]s &= \text{Ev}_S[C_2](\text{Ev}_S[C_1]s) \end{aligned}$$

For the loop, since we are assuming that there is no addition—hence generalization is not necessary—we just compute composition-closure, i.e., iterate the loop body any finite number of times, using the auxiliary function $\text{Ev}_S^*[[C]]$:

$$\begin{aligned} \text{Ev}_S^*[[C]]s &\Rightarrow s \\ \text{Ev}_S^*[[C]]s &\Rightarrow \text{Ev}_S[[C]](\text{Ev}_S^*[[C]]s) \end{aligned}$$

$$\text{Ev}_S[\text{loop } X \{C\}]s = \text{Ev}_S^*[[C]]s$$

The difference between computing with full AMPs and evaluating with univariate states as above can be explained as follows: the effect of any computation path of the program is given by an expression

$$\mathbf{p}_1 \mathbf{p}_2 \dots \mathbf{p}_j$$

where \mathbf{p}_i represents the i th atomic command in the path, and juxtaposition \mathbf{pq} means applying \mathbf{q} after \mathbf{p} (left-to-right composition). In order to evaluate the result given an initial state \mathbf{i} , we compute

$$\mathbf{i} \mathbf{p}_1 \mathbf{p}_2 \dots \mathbf{p}_j.$$

The point is that thanks to associativity, we can parenthesize such an expression in different ways. The expression

$$\mathbf{i}(\mathbf{p}_1 \mathbf{p}_2 \dots \mathbf{p}_j)$$

represents transforming the path to an AMP (our symbolic semantics from the last section) and then applying the AMP to the given initial state. On the other hand, Ev_S implements the computation

$$((\mathbf{i} \mathbf{p}_1) \mathbf{p}_2) \dots \mathbf{p}_j$$

(which is our default reading of a product—left-associative), which gains efficiency, since we only maintain a univariate state.

7.2. Data-flow matrices. When we consider loops that include addition, we have to introduce generalization, in order to account for repeated increments. From the definition of the function LC (Eq. 6.1), we can represent each of the values of $LC([C]^S)$ by an expression of this form:

$$\mathbf{p}_{11} \mathbf{p}_{12} \dots \mathbf{p}_{1j_1} (\mathbf{p}_{21} \mathbf{p}_{22} \dots \mathbf{p}_{1j_2})^\tau \mathbf{p}_{31} \mathbf{p}_{32} \dots \mathbf{p}_{3j_3} (\mathbf{p}_{41} \mathbf{p}_{42} \dots \mathbf{p}_{4j_4})^\tau \dots \quad (7.1)$$

where each \mathbf{p}_{ij} is an AMP from $[C]^S$, representing a single iteration.

Our interpreter will start with a given univariate state and repeatedly apply the body of the loop; due to non-determinism, each application is equivalent to the application of one possible AMP from $[C]^S$, so we are effectively applying $\mathbf{p}_{11} \mathbf{p}_{12} \dots$. However, the parenthesized expressions need a different handling. In order to compute $(\mathbf{p})^\tau$, even if we only want to evaluate it on a univariate state—i.e., $\mathbf{i}(\mathbf{p})^\tau$ —we need to know more about \mathbf{p} : namely, we

have to identify self-dependent variables, and to verify that the parenthesized AMP is iterative. In order to track variable dependences and verify self-dependence, we now introduce *data-flow matrices* and add their maintenance to our interpreter.

A data-flow matrix M has dimensions $n \times n$ and consists of entries $M[i, j]$ that describe the dependence of x'_j on x_i . These matrices are populated by *dependence types* taken from the set $\mathbb{D} = \{0, 1, \varepsilon\}$, on which we define an order $0 < \varepsilon < 1$. The informal meaning of these values is as follows:

- 0 no dependence
- 1 selected dependence
- ε unselected dependence

where the difference between the last two reflects the interpretation of $+$ as non-deterministic choice, whereby one of the added variables is selected (and its degree taken as the degree of the sum) and the other is unselected (but its presence is recorded, and affects later generalization).

Example 7.2. Consider the command $X_1 := X_1 + X_2$ in a context where $n = 3$. When interpreting this command, we non-deterministically select either the first or the second term in the sum, and so we can have two matrices:

$$M_1 = \begin{bmatrix} 1 & 0 & 0 \\ \varepsilon & 1 & 0 \\ 0 & 0 & 1 \end{bmatrix} \text{ and } M_2 = \begin{bmatrix} \varepsilon & 0 & 0 \\ 1 & 1 & 0 \\ 0 & 0 & 1 \end{bmatrix}.$$

In terms of the univariate state, we interpret this command as if it were either $X_1 := X_1$ or $X_1 := X_2$; but these assignment commands have distinct data-flow matrices:

$$N_1 = \begin{bmatrix} 1 & 0 & 0 \\ 0 & 1 & 0 \\ 0 & 0 & 1 \end{bmatrix} \text{ and } N_2 = \begin{bmatrix} 0 & 0 & 0 \\ 1 & 1 & 0 \\ 0 & 0 & 1 \end{bmatrix}.$$

Now, let us imagine that we have analyzed the body of a loop; we emerge from this analysis with a univariate state, say $\langle x^2, x^2, x^5 \rangle$, and with one of the above matrices. We want to generalize the result to represent the effect of multiple iterations. Should we now multiply any of the components by the iteration count? We'd like to show how the matrices allow us to make this decision. Comparing the columns of M_1, M_2 with those of N_1, N_2 we immediately see that in the former cases, the value of X_1 results of an addition, while in the latter cases it does not. Thus, we know that in the latter cases we do *not* have to modify the state upon generalization. Further, comparing M_1 with M_2 , we learn from the first column that in the first case, the degree in the first position originates from X_1 , while in the second case, it originates from X_2 . Thus, in the first case, we should not multiply by the iteration count, while in the second case we should. The general rule is: for a position i of the univariate state to be an *increment* that accumulates upon iteration, we must have, in the data-flow matrix, $M[i, i] = \varepsilon$, telling us that the variable is self-dependent, but the i 'th position represents something that was added rather than the initial contents of X_i . Variables which are not self-dependent are not accumulators. Consider the matrix

$$A = \begin{bmatrix} 0 & 0 & 0 \\ \varepsilon & 1 & 0 \\ 1 & 0 & 1 \end{bmatrix} :$$

it tells us that X_1 holds the result of an addition, but as it is not self-dependent, it does not accumulate increments. Therefore generalization should not affect its degree. This

matrix corresponds to the code $\mathbf{X}_1 := \mathbf{X}_2 + \mathbf{X}_3$. Finally let us recall that only iterative MPs are generalized. In the next matrix,

$$B = \begin{bmatrix} \varepsilon & 0 & 0 \\ 0 & 1 & 1 \\ 1 & 0 & 0 \end{bmatrix},$$

we see that \mathbf{X}_1 is self-dependent and acquires an addition of x_3 , but as $B[3, 3] = 0$, we know that \mathbf{X}_3 loses its original contents and so it would be wrong to deduce that x_3 is added repeatedly. This matrix corresponds to the code $\mathbf{X}_1 := \mathbf{X}_1 + \mathbf{X}_3; \mathbf{X}_3 := \mathbf{X}_2$ and we can tell from the matrix that it represents a non-iterative transformation.

In order to compute data-flow matrices for composite commands we introduce semi-ring operations on \mathbb{D} .

Definition 7.3. The sum operation on \mathbb{D} takes the larger of its operands (according to $0 < \varepsilon < 1$); The product operation on \mathbb{D} takes the smaller of its operands.

Now matrix product is defined as usual, and the reader may want to verify that, if A represents a command \mathbf{C} and B represents command \mathbf{D} , then $A \cdot B$ represents the data-flow in $\mathbf{C}; \mathbf{D}$. The identity matrix,

$$I = \begin{bmatrix} 1 & 0 & 0 & 0 \\ 0 & 1 & 0 & 0 \\ 0 & 0 & \ddots & 0 \\ 0 & 0 & 0 & 1 \end{bmatrix}$$

is, naturally, the unit for matrix multiplication.

Let us define some other pertinent notations. For a matrix M , $M[j]$ is column j of M ; $M[j \mapsto V]$ is the matrix obtained by replacing column j of M by the column vector V . We define a set of special matrices that represent the data-flow in atomic commands.

Definition 7.4.

$$\begin{aligned} A_{ij} &\stackrel{def}{=} I[i \mapsto I[j]] \\ B_{ijk} &\stackrel{def}{=} I[i \mapsto I[j] + \varepsilon I[k]] \\ C_{ijk} &\stackrel{def}{=} I[i \mapsto I[j] + I[k]] \end{aligned}$$

These matrices represent, respectively, the commands $\mathbf{X}_i := \mathbf{X}_j$; $\mathbf{X}_i := \mathbf{X}_j + \mathbf{X}_k$, where the first summand is selected; and $\mathbf{X}_i := \mathbf{X}_j * \mathbf{X}_k$.

7.3. Maintaining Data-Flow Matrices in Non-Looping Commands. Next, we give to each non-loop command a (non-deterministic) semantics in terms of both a univariate state and a data-flow matrix. The evaluator Ev_M computes this semantics. It is denoted as $\text{Ev}_M[\llbracket \mathbf{C} \rrbracket](\mathbf{s}, M)$ to evaluate command \mathbf{C} over initial univariate state \mathbf{s} . It returns a pair: the final state and a data-flow matrix, abstracting the computation that took the given state to the final one. See Figure 2. The only non-obvious part would be the four clauses of $\mathbf{X}_i := \mathbf{X}_j + \mathbf{X}_k$; among which, the first two have been explained above. The other two represent a computation in which we non-deterministically select one of the summands and *forget* about the other one. The motivation for such behaviour lies in simulating the step of the Closure Algorithm which computes $(\llbracket \mathbf{p} \rrbracket)^\tau$ for some $\mathbf{p} \in \text{Cl}(\llbracket \mathbf{C} \rrbracket^S)$. The Closure Algorithm computes this in the following sequence:

$$\begin{aligned}
\text{Ev}_M[\text{skip}]s &\Rightarrow (s, I) \\
\text{Ev}_M[X_i := X_j]s &\Rightarrow (\text{set}_{ij} \bullet s, A_{ij}) \\
\text{Ev}_M[X_i := X_j * X_k]s &\Rightarrow (\text{mul}_{ijk} \bullet s, C_{ijk}) \\
\text{Ev}_M[X_i := X_j + X_k]s &\Rightarrow (\text{set}_{ij} \bullet s, B_{ijk}) \\
\text{Ev}_M[X_i := X_j + X_k]s &\Rightarrow (\text{set}_{ik} \bullet s, B_{ikj}) \\
\text{Ev}_M[X_i := X_j + X_k]s &\Rightarrow (\text{set}_{ij} \bullet s, A_{ij}) \\
\text{Ev}_M[X_i := X_j + X_k]s &\Rightarrow (\text{set}_{ik} \bullet s, A_{ik}) \\
\text{Ev}_M[\text{choose } C_1 \text{ or } C_2]s &\Rightarrow \text{Ev}_M[C_1](s, M) \\
\text{Ev}_M[\text{choose } C_1 \text{ or } C_2]s &\Rightarrow \text{Ev}_M[C_2](s, M) \\
\text{Ev}_M[C_1; C_2]s &\Rightarrow \text{let } (s_1, M_1) = \text{Ev}_M[C_1]s; \text{ let } (s_2, M_2) = \text{Ev}_M[C_2]s_1 \\
&\quad \text{in } (s_2, M_1 \cdot M_2)
\end{aligned}$$

Figure 2: The main function of the analyzer, except for loop handling.

- (1) We compute $\mathcal{T} = Cl(\llbracket C \rrbracket^S)$. Then we pick $\mathbf{p} \in \mathcal{T}$. This means that $\mathbf{p} = \mathbf{p}_1 \mathbf{p}_2 \dots \mathbf{p}_j$ where the sequence \mathbf{p}_i represents a path through the loop body C (or, in general, a finite number of iterations of C).
- (2) We reduce \mathbf{p} to $\langle \mathbf{p} \rangle$. This involves deleting monomials which are not self-dependent.
- (3) We apply generalization to form $\langle \mathbf{p} \rangle^\tau$.

Our PSPACE algorithm never forms \mathbf{p} . But it goes through $\mathbf{p}_1, \mathbf{p}_2 \dots \mathbf{p}_j$ while simulating their action on the univariate state. If we always do this faithfully, we end up with a result that corresponds to an application of \mathbf{p} . But what if $\langle \mathbf{p} \rangle \neq \mathbf{p}$? The matrix will tell us that we have non-self-dependent data flow. So we cannot generalize. In order to reproduce the results of the Closure Algorithm, our approach is to non-deterministically forget, on occasion, terms from \mathbf{p}_i (specifically, forgetting the unselected summand in an addition). We forget the term when interpreting \mathbf{p}_i instead of deleting it later. We shall argue that this strategy allows us to reproduce the results of the Closure Algorithm. It can be summarized as follows: instead of computing \mathbf{p} and extracting an iterative fragment, we under-approximate \mathbf{p} so that we can (non-deterministically) obtain the iterative fragment right away (along with a certificate that it is indeed iterative). The certificate is, of course, the data-flow matrix. We formulate the property of iterative MPs (Definition 6.11) in terms of the matrix:

Definition 7.5. Matrix M is *iterative* if it satisfies: for all i, j , $M[i, j] = 1 \rightarrow M[i, i] \neq 0$.

7.4. Handling loops. When we handle a loop, we will be (in essence) evaluating expressions of the type in Section (7.1). To handle a parenthesized sub-expression $\langle \mathbf{p}_1 \mathbf{p}_2 \dots \mathbf{p}_j \rangle^\tau$, we maintain a matrix to represent data-flow from the beginning of this sequence, so we can correctly apply generalization once we have the outcome of evaluating $\mathbf{p}_1 \mathbf{p}_2 \dots \mathbf{p}_j$.

The code for interpreting a loop, presented in Figure 3, consists of three functions: the main function, Ev_M^* alternates a “straight” computation (function Ev_M) with generalization of iterative fragments $\langle \mathbf{p} \rangle$. When we simulate entry into an inner pair of $\langle \cdot \rangle$, we use Ev_M^* to evaluate the loop body for some arbitrary number of iterations, and apply

$$\begin{aligned}
\text{Ev}_M[\text{loop } x_\ell\{C\}]\mathbf{s} &= \text{Ev}_M^{\otimes}[\![C]\!](\ell, M) \\
\text{Ev}_M^*[\![C]\!]\mathbf{s} &\Rightarrow (\mathbf{s}, I) \\
\text{Ev}_M^*[\![C]\!]\mathbf{s} &\Rightarrow \text{let } (\mathbf{s}_1, M_1) = \text{Ev}_M[\![C]\!]\mathbf{s}; \text{ let } (\mathbf{s}_2, M_2) = \text{Ev}_M^*[\![C]\!]\mathbf{s}_1 \text{ in } (\mathbf{s}_2, M_1 \cdot M_2) \\
\text{Ev}_M^{\otimes}[\![C]\!](\ell, M) &\Rightarrow (\mathbf{s}, I) \\
\text{Ev}_M^{\otimes}[\![C]\!](\ell, M) &\Rightarrow \text{let } (\mathbf{s}_1, M_1) = \text{Ev}_M^*[\![C]\!]\mathbf{s}; \text{ let } (\mathbf{s}_2, M_2) = \text{Ev}_M^{\otimes}[\![C]\!](\ell, \mathbf{s}_1) \text{ in } (\mathbf{s}_2, M_1 \cdot M_2) \\
\text{Ev}_M^{\otimes}[\![C]\!](\ell, M) &\Rightarrow \text{let } (\mathbf{s}_1, M_1) = \text{Ev}_M^{\otimes}[\![C]\!](\ell, \mathbf{s}); \text{ let } (\mathbf{s}_2, M_2) = \text{GEN}(\ell, (\text{Ev}_M^*[\![C]\!]\mathbf{s}_1)) \text{ in } (\mathbf{s}_2, M_1 \cdot M_2)
\end{aligned}$$

Figure 3: Loop handling (up to the GEN function).

the generalization function GEN below to (possibly) generalize the result. Note how the definition of Ev_M^{\otimes} corresponds to the expression $Cl(\text{Gen}(Cl([\![C]\!]^S)))$ in Equation 6.1, where Ev_M^* mimics the subexpression $Cl([\![C]\!]^S)$.

Function GEN takes the result of (intuitively) interpreting a parenthesized sequence. It checks if the data-flow matrix obtained by interpreting this sequence is iterative, and applies generalization if it is. Its parameter ℓ is the index of the variable used for the loop bound.

$$GEN(\ell, (\mathbf{s}, M)) = \text{if } M \text{ is iterative then } (\mathbf{s}^{gen}, M^{gen}) \text{ else } (\mathbf{s}, M)$$

where

$$\mathbf{s}^{gen} = \mathbf{s} \prod_{i: M_{ii} = \varepsilon} \mathbf{mul}_{iil} \quad M^{gen} = M \prod_{i: H_{ii} = \varepsilon} C_{iil}.$$

Note that $M_{ii} = \varepsilon$ means that we have a situation like $x'_i = x_i + y$, where the value $\mathbf{s}[i]$ represents the increment y , and not the initial value of x_i (which was unselected). Therefore, it is symbolically multiplied by the number of iterations x_ℓ . We do this by composing with \mathbf{mul}_{iil} . There may be several such indices, hence the use of \prod notation in \mathbf{s}^{gen} and M^{gen} (it expresses iteration of left-to-right composition in the first expression and matrix multiplication in the second).

Example 7.6. We now give an example, illustrating an application of function GEN . We refer back to Example 6.1. Recall that the analysis of the loop body produced the following AMPs

$$\mathcal{S} = \{\langle x_1 + x_3, x_2 + x_4, x_3, x_3 \rangle, \langle x_1, x_2 + x_3 + x_4, x_3, x_3 \rangle\}.$$

And let us trace the results of Ev_M on the same loop body. Every addition is turned by Ev_M into a non-deterministic choice, so the first AMP is, essentially, broken down into four fragments, including $\langle x_1, x_4, x_3, x_3 \rangle$, among others; and the second AMP is broken into three fragments, including, among others, $\langle x_1, x_3, x_3, x_3 \rangle$. Concretely, let the initial state be $\mathbf{s} = \langle x^1, x^2, x^3, x^4 \rangle$; then the two choices we cited come out as: $\langle x^1, x^4, x^3, x^3 \rangle$ and $\langle x^1, x^3, x^3, x^3 \rangle$.

Next, suppose that we choose to generalize these results; this means that we first we invoke Ev_M^* on the loop body, with initial state \mathbf{s} as above. We obtain state-and-matrix

pairs as results; the pairs that correspond to the two paths chosen above are

$$\langle x^1, x^4, x^3, x^3 \rangle, \begin{bmatrix} 1 & 0 & \varepsilon & 0 \\ 0 & \varepsilon & 0 & 0 \\ \varepsilon & 0 & 1 & 1 \\ 0 & 1 & 0 & 0 \end{bmatrix} \quad \langle x^1, x^3, x^3, x^3 \rangle, \begin{bmatrix} 1 & 0 & 0 & 0 \\ 0 & \varepsilon & 0 & 0 \\ 0 & 1 & 1 & 1 \\ 0 & \varepsilon & 0 & 0 \end{bmatrix}$$

Next, function GEN checks each matrix: the first is not iterative, so the state $\langle x^1, x^4, x^3, x^3 \rangle$ is not modified. The second matrix, call it M , is iterative, and $M_{22} = \varepsilon$, meaning that the second entry is an increment, so it is multiplied by the iteration count x_3 , giving the final state-matrix pair

$$\mathbf{s}^{gen}, M^{gen} = \langle x^1, x^6, x^3, x^3 \rangle, \begin{bmatrix} 1 & 0 & 0 & 0 \\ 0 & \varepsilon & 0 & 0 \\ 0 & 1 & 1 & 1 \\ 0 & \varepsilon & 0 & 0 \end{bmatrix}$$

($M^{gen} = M$, since the value in x_2 already depended on x_3).

8. COMPLEXITY

We now consider the space complexity of the algorithm. The size of a univariate state, implemented as a degree vector, is $O(n(1 + \log d))$ bits where $d \geq 1$ is the highest degree reached. In the problem formulation where a degree is specified as input, the algorithm can safely truncate any higher degree down to d , as this will still give a correct answer to the user's question. It remains to consider the space occupied by the recursion stack. This will be proportional to the depth of the program's syntax tree once we avoid the calls of functions EV_M^* and EV_M° to themselves, or rather change them into tail calls. This can be done by routine rewriting of the functions, using an auxiliary "accumulator" parameter, so for instance the code

$$\begin{aligned} EV_M^*[\![C]\!]\mathbf{s} &\Rightarrow (\mathbf{s}, I) \\ EV_M^*[\![C]\!]\mathbf{s} &\Rightarrow \text{let } (\mathbf{s}_1, M_1) = EV_M[\![C]\!]\mathbf{s}; \text{ let } (\mathbf{s}_2, M_2) = EV_M^*[\![C]\!]\mathbf{s}_1 \\ &\quad \text{in } (\mathbf{s}_2, M_1 \cdot M_2) \end{aligned}$$

changes into

$$\begin{aligned} \text{TAILEV}_M^*[\![C]\!](\mathbf{s}, A) &\Rightarrow (\mathbf{s}, A) \\ \text{TAILEV}_M^*[\![C]\!](\mathbf{s}, A) &\Rightarrow \text{let } (\mathbf{s}_1, M_1) = EV_M[\![C]\!]\mathbf{s} \\ &\quad \text{in } \text{TAILEV}_M^*[\![C]\!](\mathbf{s}_1, A \cdot M_1) \end{aligned}$$

and calls to EV_M^* from EV_M° pass I for the accumulator parameter. Thus we have

Theorem 8.1. *The univariate polynomial-bound problem (Problem 3 as well as the lower-bound generation problem) has polynomial space complexity.*

Note that the non-deterministic nature of the algorithm places the decision problem in NPSPACE, however by Savitch's theorem this implies PSPACE as well. The corresponding generation problem can also be determinized by essentially turning it into an exhaustive search, still in polynomial space. Finally we would like to recall that a program in our language can have exponentially-growing variables as well, and emphasize that handling them, as described in [BAH20], does not increase the complexity of our problem (the output in such a case will simply indicate that the variable has an exponential lower bound; no tight bound will be given).

9. PROOF OF THE PSPACE ALGORITHM

The purpose of this section is to show that our PSPACE algorithm, Ev_M , obtains correct results. How do we define correctness? The original goal of the algorithm is to obtain symbolic expressions that tightly bound the concrete *numeric* results obtained by a core-language program, applied to an initial integer-valued state. However, thanks to our previous work, we know that such a set of symbolic expressions—namely AMPs—is obtained by the abstract interpreter of Section 6. So now we are able to define $\llbracket \mathbf{C} \rrbracket^S$ as our reference and define our goal as matching the results it provides, specialized to a univariate initial state.

Theorem 9.1. *The interpreter Ev_M satisfies these two correctness claims:*

- (1) *Soundness: Given any univariate state \mathbf{x} , if $\text{Ev}_M \llbracket \mathbf{C} \rrbracket \mathbf{x} \Rightarrow^* (\mathbf{y}, M)$ (for any M) then $\exists \mathbf{p} \in \llbracket \mathbf{C} \rrbracket^S$ such that $\mathbf{y} \leq \mathbf{p} \bullet \mathbf{x}$.*
- (2) *Completeness: Given any $\mathbf{p} \in \llbracket \mathbf{C} \rrbracket^S$, and univariate state \mathbf{x} , there is $\mathbf{y} \geq \mathbf{p} \bullet \mathbf{x}$ such that $\text{Ev}_M \llbracket \mathbf{C} \rrbracket \mathbf{x} \Rightarrow^* (\mathbf{y}, M)$ for some M .*

Note that we can also state this as follows: for any \mathbf{x} , the set $\llbracket \mathbf{C} \rrbracket^S \bullet \mathbf{x}$ and the set of possible results of evaluating $\text{Ev}_M \llbracket \mathbf{C} \rrbracket \mathbf{x}$ have the same maximal elements; thus they define the same worst-case bound.

Correctness is straight-forward for straight-line code (this basically amounts to the associativity argument proposed in Section 7.1), and it trivially extends to commands with branching, and even to loops without additions (since they are analyzed by unrolling finitely many times). It is where *generalization* is used that correctness of the new algorithm is more subtle and so, this is the focus of the rest of this section.

9.1. Preliminaries.

Definition 9.2. For $x, y \in \mathbb{D}$, we write $x \simeq y$ for $(x \neq 0) \leftrightarrow (y \neq 0)$. For matrices, $M \simeq N$ if for all i, j , $M[i, j] \simeq N[i, j]$.

Definition 9.3. Given $\mathbf{p} \in \text{AMPo1}$, its data-flow matrix $\text{DFM}(\mathbf{p})$ is a matrix M such that $M[i, j]$ is 1 if $\mathbf{p}[j]$ depends on x_i , and 0 otherwise.

Observation 9.4. The matrix abstraction commutes with left-to-right composition: $\text{DFM}(\mathbf{pq}) = \text{DFM}(\mathbf{p})\text{DFM}(\mathbf{q})$.

To obtain the correctness of generalization, we study instruction sequences $\mathbf{p}_1 \mathbf{p}_2 \dots \mathbf{p}_T$ that arise from executing the loop body some finite number of times (we identify an instruction—meaning an atomic command—with its AMP representation as defined in Section 6.1). We fix the notation $\overline{\mathbf{p}}_{r,s} \stackrel{\text{def}}{=} \mathbf{p}_r \dots \mathbf{p}_s$, and $\mathbf{p} = \overline{\mathbf{p}}_{1,T}$.

Lemma 9.5. *Assume that the sequence (\mathbf{p}_i) represents the instructions performed in the course of a finite number of iterations of a loop’s body. Assume also that the loop is polynomially bounded. Then for all $i \in \text{SD}(\mathbf{p})$, for all $0 < t < T$, there is a unique variable $x_{i@t}$ such that $\overline{\mathbf{p}}_{1,t}[i@t]$ depends on x_i , and $\overline{\mathbf{p}}_{t+1,T}[i]$ depends on $x_{i@t}$.*

See Figure 4 for a graphical illustration, which may help to convey our intuition: the nodes labeled with $3@t$ form a path along which data flows from the value x_3 at the initial state to its value at the final state. Note that this current of flow can have tributaries, for example in the figure you can see two paths from the initial x_1 that join the x_3 current. This implies that the effect of this computation path on \mathbf{X}_3 includes an addition of x_1 (actually $2x_1$ but this does not matter), which will be accumulated on iteration.

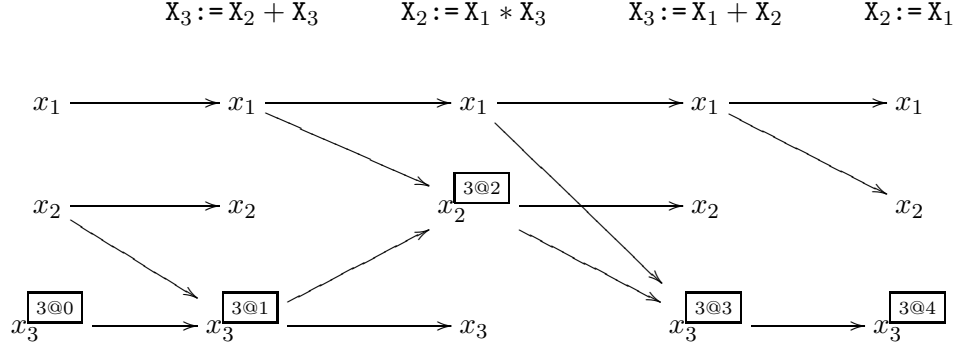


Figure 4: An illustration for Lemma 9.5, showing the data-flow along a sequence of four instructions, presumably forming a path through a loop's body. The annotations highlight the path whereby the value x_3 of variable X_3 at time 0 flows until it ends up in X_3 again at time 4. If such a path exists, it is unique.

Proof. The existence of such $i@t$ follows from the facts that $\mathbf{p}[i]$ depends on x_i (since $i \in \text{SD}(\mathbf{p})$), and is the composition of $\bar{\mathbf{p}}_{t+1,T}[i]$ over $\bar{\mathbf{p}}_{1,t}$. Uniqueness holds because if there are two such variables, then the concrete composition $\mathbf{p}_T \circ \mathbf{p}_{T-1} \circ \dots \circ \mathbf{p}_1$ at least doubles x_i , leading to exponential growth when this computation path is iterated, contradicting the assumption. \square

For uniformity of notation we also define $i@0 \stackrel{\text{def}}{=} i$.

9.2. Correctness of Generalization—unnested loops. We now wish to prove soundness and completeness for the way Ev_M performs generalization. For simplicity we first consider unnested loops. To prove the correctness of the generalization function, we compare $\text{GEN}(\ell, (\text{Ev}_M^*[\![\mathbf{C}]\!]\mathbf{x}))$ with our reference result $\text{Gen}(Cl(\![\mathbf{C}]\!]^S))[x_\ell/\tau]$.

Every element of $Cl(\![\mathbf{C}]\!]^S)$ is of the form $\mathbf{p} = \mathbf{p}_1\mathbf{p}_2 \dots \mathbf{p}_T$ where the \mathbf{p}_i are instructions that form a path through the body of the loop (possibly through a number of iterations of the body). $\text{Ev}_M^*[\![\mathbf{C}]\!]\mathbf{x}$ can follow the same path, and while doing so it accumulates AMPs \mathbf{q}_i , and matrices M_i , which correspond to the \mathbf{p}_i in the way described by the following definition:

Definition 9.6. Let $(\mathbf{p}_i)_{i=1\dots T}$ be a sequence of instructions. The sequence $(\mathbf{q}_i, M_i)_{i=1\dots T}$ conforms with (\mathbf{p}_i) if the following holds (cf. Figure 2):

- If \mathbf{p}_i is Id , set_{rs} or mul_{rst} then $\mathbf{q}_i = \mathbf{p}_i$ and $M_i = \text{DFM}(\mathbf{p}_i)$
- If \mathbf{p}_i is add_{rst} then \mathbf{q}_i is either set_{rs} or set_{rt} and M_i is one of the four possible matrices defined in Figure 2 for the addition instruction.

We fix the notations \mathbf{p}_i , \mathbf{q}_i and M_i to have the above roles for the rest of this section. We also write \mathbf{p} for $\bar{\mathbf{p}}_{1,T}$ and \mathbf{q} for $\bar{\mathbf{q}}_{1,T}$. We adopt the sensible definitions $\bar{\mathbf{p}}_{1,0} = \text{Id}$ and $\bar{M}_{1,0} = I$.

We proceed to prove the soundness result, based on the following inductive property.

Lemma 9.7. *For conforming sequences as above, for all $0 \leq t \leq T$, We have:*

- (1) $\bar{M}_{1,t} \leq \text{DFM}(\bar{\mathbf{p}}_{1,t})$;

- (2) $\bar{\mathbf{q}}_{1,t} \sqsubset \bar{\mathbf{p}}_{1,t}$;
 (3) if $\bar{M}_{1,t}[i, j] = \varepsilon$, and $\bar{\mathbf{p}}_{1,t}[j]$ depends on x_i linearly, then $\bar{\mathbf{q}}_{1,t}[j] \sqsubset \bar{\mathbf{p}}_{1,t}[j] \setminus \{x_i\}$.

The “minus” operation in the last line drops the monomial x_i that was assumed to be present. Intuitively, (3) states that an ε in the data-flow matrix indicates that the term x_i was deselected in the addition (or additions) that involved x_i , and so it is present in $\bar{\mathbf{p}}_{1,t}[j]$ but absent from $\bar{\mathbf{q}}_{1,t}[j]$. The proof of this claim uses the observation that linear monomials are “elementary particles” of polynomials: in a composition $r \bullet \mathbf{p}$ (here r is a polynomial and \mathbf{p} a MP), a monomial x_i can only appear if it appears already in some $\mathbf{p}[k]$, and moreover r has the monomial x_k (to “transfer” x_i to the result).

Proof. The properties of conforming sequences discussed before the lemma should make the first two items immediate. The third statement adds that in this case, not only is $\bar{\mathbf{q}}_{1,t}[j]$ obtained from a sequence of AMPs \mathbf{q}_m which are fragments of the corresponding \mathbf{p}_m , also all the paths by which the monomial x_i could have reached $\bar{\mathbf{q}}_{1,t}[j]$ have been unselected at some point. Thus the result excludes this monomial.

We now present a more formal proof of (2). We use induction on t . The base case is $t = 0$ which is trivial: by definition $\bar{\mathbf{q}}_{1,0} = Id = \bar{\mathbf{p}}_{1,0}$. Next, assume the property holds for t . I.e.,

$$\bar{\mathbf{q}}_{1,t}[k] \sqsubset \bar{\mathbf{p}}_{1,t}[k] \quad \text{for all } k. \quad (9.1)$$

Hence

$$\bar{\mathbf{q}}_{1,t+1}[j] = \mathbf{q}_{t+1}[j] \bullet \bar{\mathbf{q}}_{1,t} \sqsubset \mathbf{p}_{t+1}[j] \bullet \bar{\mathbf{q}}_{1,t} \sqsubset \mathbf{p}_{t+1}[j] \bullet \bar{\mathbf{p}}_{1,t} = \bar{\mathbf{p}}_{1,t+1}. \quad (9.2)$$

Next we prove (3), also by induction. The base case is $t = 0$ which is again trivial: by definition $\bar{M}_{1,0} = I$, has no ε so (3) reduces to (2). Next, assume the property holds for t . Suppose that $\bar{M}_{1,t+1}[i, j] = \varepsilon$ and $\bar{\mathbf{p}}_{1,t+1}[j]$ depends on x_i linearly. Then $\mathbf{p}_{t+1}[j]$ must depend linearly on some x_k such that $x_i \sqsubset \bar{\mathbf{p}}_{1,t}[k]$. There may be more than one such k ; call K their set. For any $k \in K$, at least one of $M_{t+1}[k, j]$ and $\bar{M}_{1,t}[i, k]$ must be ε . We consider the two cases:

- (i) $M_{t+1}[k, j] = \varepsilon$. Then \mathbf{q}_{t+1} must be of the form \mathbf{set}_{jr} while \mathbf{p}_{t+1} is \mathbf{add}_{jrk} for some $r \neq k$. In particular, there can be only one such k . The monomial x_i which is present in $\bar{\mathbf{p}}_{1,t}[k]$ and passed to $\bar{\mathbf{p}}_{1,t+1}[j]$ disappears when we replace \mathbf{p}_{t+1} by \mathbf{q}_{t+1} .
- (ii) $M_{t+1}[k, j] = 1$. We must have $\bar{M}_{1,t}[i, k] = \varepsilon$ and by IH, $\bar{\mathbf{q}}_{1,t}[k] \sqsubset \bar{\mathbf{p}}_{1,t}[k] \setminus \{x_i\}$ for all such k . Again we conclude that in the composition $\bar{\mathbf{q}}_{1,t+1}[j]$, the monomial x_i disappears.

□

Lemma 9.8 (Soundness of GEN). *For any univariate state \mathbf{x} , if $\mathbf{y} \in \text{GEN}(\ell, (\text{Ev}_M^* \llbracket \mathbf{C} \rrbracket \mathbf{x}))$ then there is $\mathbf{p} \in \text{Gen}(\text{Cl}(\llbracket \mathbf{C} \rrbracket^S))$ such that $\mathbf{y} \leq (\mathbf{p}[x_\ell/\tau]) \bullet \mathbf{x}$.*

Proof. We focus on the interesting case, which is when Ev_M^* chooses a sequence (\mathbf{q}_i, M_i) such that the final matrix \bar{M} is iterative, and on a variable x_k to which generalization applies. This means that GEN replaces $\mathbf{y}_T[k]$ with $\mathbf{y}_T[k] \cdot \mathbf{x}[\ell]$. We want to show the soundness of this result. We compare it to the result obtained by applying Gen to the AMP representing the sequence of instructions (\mathbf{p}_i) that (\mathbf{q}_i, M_i) conforms with. By the fact that generalization applies, $\bar{M}[k, k] = \varepsilon$. This means, in particular, that x_k is self-dependent in \mathbf{p} and, as this is an AMP from $\text{Cl}(\llbracket \mathbf{C} \rrbracket^S)$, and the loop is polynomially bounded, x_k must appear linearly in $\mathbf{p}[k]$. By the previous lemma, $\mathbf{q}[k] \sqsubset \mathbf{p}[k] \setminus \{x_k\}$. Moreover, all the variables in $\mathbf{q}[k]$ are self-dependent in \mathbf{p} (since the matrix is iterative), so we can strengthen the claim to

$\mathbf{q}[k] \sqsubset (\mathbf{p})[k] \setminus \{x_k\}$. Now, the generalization function Gen multiplies precisely the terms $(\mathbf{p})[k] \setminus \{x_k\}$ by τ (which is then substituted with x_ℓ), so multiplying $\mathbf{q}[k]$ by x_ℓ , which is, effectively, what GEN does, is sound. \square

For completeness we employ a similar tactic, first proving an inductive property. In the statement of the next lemma we use the notation $\mathbf{r}_{\downarrow S}$ for the result of deleting, from an AMP \mathbf{r} , all monomials that depend on variables outside a given set S . This may result in an entry of \mathbf{r} being empty (for which we write 0), a case that does not actually occur in our algorithm, but it is useful for intermediate steps in the proof.

The central idea in this proof is to construct a sequence of instructions that reproduce the computation of the source program except that an addition is turned into an assignment of one of the terms—as done by EV_M ; however we are going to construct the “right” sequence, implementing the choices that lead to the desired results. As discussed in Section 7, when simulating $\mathbf{X}_m := \mathbf{X}_h + \mathbf{X}_k$, it is not immediately known which of the choices (simulating $\mathbf{X}_m := \mathbf{X}_h$, or $\mathbf{X}_m := \mathbf{X}_k$) is going to eventually lead to the highest result (taking generalizations into account). The case of interest here is when a computation path has the effect of setting x'_i to $x_i + y$ where the increment y , when multiplied by the loop bound, gives a result higher than x_i itself. For instance, starting with x^3 in \mathbf{X}_1 and x^2 in \mathbf{X}_2 , we perform $\mathbf{X}_1 := \mathbf{X}_1 + \mathbf{X}_2$ and iterate it x^2 times: the sum of the increments, x^4 , is larger than the original value of x^3 . In this case it is “beneficial” to cut the flow from x_1 (marking it with ε so that generalization can later be applied) and take the increment instead. It is only in retrospective, when we know the whole computation path, that we can check, for each point in time t , whether at this point the current of flow from x_i has already acquired enough tributaries to justify preferring the increment. In the next definition, we define a set G_t that represents the set of indices $i \in \text{SD}(\mathbf{p})$ such that at step t , the current from i (now at $i@t$, and symbolically represented by a polynomial of the form $x_i + (\text{increment})$), already has an increment large enough to make it beneficial to (later) generalize.

Definition 9.9. Let $(\mathbf{p}_i)_{i=1\dots T}$ be a sequence of instructions that composes to $\mathbf{p} \in \llbracket \mathbb{C} \rrbracket^S$, and such that (\mathbf{p}) exists. Let \mathbf{x} be any univariate state. Assume these data to be fixed by context. We define G_t , for $1 \leq t \leq T$, to be the set

$$\{i \in \text{SD}(\mathbf{p}) \mid (\overline{\mathbf{p}}_{1,t}[i@t]_{\downarrow \text{SD}(\mathbf{p})} \setminus \{x_i\}) \bullet \mathbf{x} \cdot \mathbf{x}[\ell] > (\overline{\mathbf{p}}_{1,t}[i@t]_{\downarrow \text{SD}(\mathbf{p})}) \bullet \mathbf{x}\}.$$

and $G_0 = \emptyset$.

Note, specifically, that G_T is the set of variables whose (univariate) values increase when generalization is applied to (\mathbf{p}) .

Lemma 9.10. Let $(\mathbf{p}_i)_{i=1\dots T}$ be a sequence of instructions that composes to $\mathbf{p} \in \llbracket \mathbb{C} \rrbracket^S$, and such that (\mathbf{p}) exists. Let \mathbf{x} be any univariate state, and define G_t as above. Then there exists a conforming sequence (\mathbf{q}_t, M_t) such that for all $0 \leq t \leq T$, We have:

- (1) $\overline{M}_{1,t} \leq \text{DFM}(\overline{\mathbf{p}}_{1,t})$;
 - (2) for any j such that $\overline{\mathbf{p}}_{1,t}[\downarrow \text{SD}(\mathbf{p})] \neq 0$, $\overline{M}_{1,t}[j] \simeq \text{DFM}(\overline{\mathbf{p}}_{1,t}[\downarrow \text{SD}(\mathbf{p})])[j]$;
 - (3) if $j = i@t$ for some $i \in G_t$, then $\overline{M}_{1,t}[i, j] = \varepsilon$.
 - (4) if $j = i@t$ for some $i \in G_t$, then $\overline{\mathbf{q}}_{1,t}[j] \bullet \mathbf{x} = (\overline{\mathbf{p}}_{1,t}[\downarrow \text{SD}(\mathbf{p})] \setminus \{x_i\}) \bullet \mathbf{x}$.
- Otherwise, $\overline{\mathbf{q}}_{1,t}[j] \bullet \mathbf{x} = \overline{\mathbf{p}}_{1,t}[j]_{\downarrow \text{SD}(\mathbf{p})} \bullet \mathbf{x}$.

Note that (4) intuitively indicates that when the current of flow marked by $i@t$ (recall Figure 4) reaches a t such that $i \in G_t$, the corresponding element of $\bar{\mathbf{q}}_{1,t}$ includes only the sum of the tributaries, omitting x_i itself.

Proof. The idea is to choose the (\mathbf{q}_t, M_t) step by step to ensure the requirements. If instruction \mathbf{p}_t is not addition the choice is unique and we only have to verify that the requirements are preserved. This is completely technical. We concentrate on the interesting case, which is $\mathbf{p}_t = \mathbf{add}_{m,k,h}$, representing an addition instruction $\mathbf{X}_m := \mathbf{X}_k + \mathbf{X}_h$. We have to choose one of four possibilities offered by our algorithm. We observe that (1) holds for any choice. To satisfy the other requirements, we proceed according to the rules set below. We'll use the auxiliary definitions (cf. (3) above): for $v \in \{k, h\}$,

$$\begin{aligned} r_{t,v} &\stackrel{\text{def}}{=} \bar{\mathbf{p}}_{1,t-1}[v]_{\downarrow \text{SD}(\mathbf{p})} \\ r'_{t,v} &\stackrel{\text{def}}{=} \begin{cases} \bar{\mathbf{p}}_{1,t-1}[v]_{\downarrow \text{SD}(\mathbf{p})} \setminus \{x_i\}, & \text{if } m = i@t \text{ for some } i \in G_t \\ \bar{\mathbf{p}}_{1,t-1}[v]_{\downarrow \text{SD}(\mathbf{p})}, & \text{otherwise} \end{cases} \end{aligned}$$

Note that $r_{t,v}$ is a symbolic value from iteration $t-1$, that flows into $\bar{\mathbf{p}}_{1,t}[m]$; and $r'_{t,v}$ represents what becomes of $r_{t,v}$ if we take into account an eventual decision to ignore the term x_i . Now, the rules for choosing (\mathbf{q}_t, M_t) are as follows:

- (i) We choose \mathbf{q}_t to be $\mathbf{set}_{m,h}$ if $r'_{t,h} \bullet \mathbf{x} \geq r'_{t,k} \bullet \mathbf{x}$ and $\mathbf{set}_{m,k}$ otherwise.
- (ii) If $r_{t,h} = 0$, we let $M_t = A_{mk}$; if $r_{t,h} \neq 0$ while $r_{t,k} = 0$, $M_t = A_{mh}$.
- (iii) When (ii) does not apply, we let $M_t = B_{mhk}$ if $r'_{t,h} \bullet \mathbf{x} \geq r'_{t,k} \bullet \mathbf{x}$ and B_{mkh} otherwise.

Next, we argue that these choices satisfy (2)–(4). This is a somewhat tedious case analysis, as we have to consider the subcases above, plus we have to separately consider $j = m$ and $j \neq m$. We will reduce the length of the argument by relying on symmetry. The proof is by induction on t and we omit the trivial base-case and concentrate on $t > 0$.

For $j \neq m$: $M_t[j]$ is a unit column, so that $\bar{M}_{1,t}[j] = \bar{M}_{1,t-1}[j]$. It is also the case that $\text{DFM}(\bar{\mathbf{p}}_{1,t} \downarrow \text{SD}(\mathbf{p}))[j] = \text{DFM}(\bar{\mathbf{p}}_{1,t-1} \downarrow \text{SD}(\mathbf{p}))[j]$, so (2) follows. Moreover, if $j = i@t$ for some $i \in G_t$, then also $j = i@(t-1) \in G_{t-1}$, so by IH, $\bar{M}_{1,t}[i, j] = \bar{M}_{1,t-1}[i, j] = \varepsilon$. Also, $\bar{\mathbf{q}}_{1,t}[j] \bullet \mathbf{x} = \bar{\mathbf{q}}_{1,t-1}[j] \bullet \mathbf{x}$, and $\bar{\mathbf{p}}_{1,t}[j] = \bar{\mathbf{p}}_{1,t-1}[j]$, so (4) follows by induction as well.

For $j = m$: If Case (ii) applies, say $r_{t,h} = 0$, then $\text{DFM}(\bar{\mathbf{p}}_{1,t} \downarrow \text{SD}(\mathbf{p}))[j] = \text{DFM}(\bar{\mathbf{p}}_{1,t-1} \downarrow \text{SD}(\mathbf{p}))[k]$, so it is easy to verify that the choice $M_t = A_{mk}$ satisfies (2). If Case (iii) applies, then $\text{DFM}(\bar{\mathbf{p}}_{1,t} \downarrow \text{SD}(\mathbf{p}))[j] = \text{DFM}(\bar{\mathbf{p}}_{1,t-1} \downarrow \text{SD}(\mathbf{p}))[h] + \text{DFM}(\bar{\mathbf{p}}_{1,t-1} \downarrow \text{SD}(\mathbf{p}))[k]$, and we obtain the desired result when either B_{mhk} or B_{mkh} is used. We have thus established (2).

For (3), if $m = i@t$ for $i \in G_t$, we consider whether $i@(t-1) \in G_{t-1}$. If this is the case, then by IH, $\bar{M}_{1,t-1}[i, i@(t-1)] = \varepsilon$ and therefore $\bar{M}_{1,t}[i, i@t] = \varepsilon$ as well (since $\varepsilon \cdot \varepsilon = \varepsilon \cdot 1 = \varepsilon$). If $i@(t-1) \notin G_{t-1}$, assume (to reduce cases) that $\bar{\mathbf{q}}_{1,t-1}[k]$ depends on x_i . By definition of G_t ,

$$((\bar{\mathbf{p}}_{1,t}[m]_{\downarrow \text{SD}(\mathbf{p})} \setminus \{x_i\}) \bullet \mathbf{x}) \cdot \mathbf{x}[\ell] > (\bar{\mathbf{p}}_{1,t}[m]_{\downarrow \text{SD}(\mathbf{p})}) \bullet \mathbf{x},$$

which is equivalent to

$$((r'_{t,h} + r'_{t,k}) \bullet \mathbf{x}) \cdot \mathbf{x}[\ell] > (\bar{\mathbf{p}}_{1,t-1}[h]_{\downarrow \text{SD}(\mathbf{p})} + \bar{\mathbf{p}}_{1,t-1}[k]_{\downarrow \text{SD}(\mathbf{p})}) \bullet \mathbf{x} \geq (\bar{\mathbf{q}}_{1,t-1}[k]) \bullet \mathbf{x}.$$

But since $i@(t-1) \notin G_{t-1}$, we know that $r'_{t,k} \bullet \mathbf{x} \cdot \mathbf{x}[\ell] \leq (\bar{\mathbf{q}}_{1,t-1}[k]) \bullet \mathbf{x}$. So, the strict inequality above proves that $r'_{t,h} \bullet \mathbf{x} > r'_{t,k} \bullet \mathbf{x}$. Hence $M_t = B_{mhk}$, and $M_t[k, m] = \varepsilon$. Thus $\bar{M}_{1,t}[i, m] = \varepsilon$ as desired.

We proceed to (4), where we shall consider the more subtle case, namely $j = m = i@t$ and $i \in G_t$, first when we also assume $i \in G_{t-1}$. Again we suppose, to reduce cases, that $r_{h,t} \bullet \mathbf{x} \geq r_{k,t} \bullet \mathbf{x}$. Then

$$\begin{aligned} \bar{\mathbf{q}}_{1,t}[j] \bullet \mathbf{x} &= \bar{\mathbf{q}}_{1,t-1}[h] \bullet \mathbf{x} \\ &= (\bar{\mathbf{p}}_{1,t-1}[h]_{\downarrow \text{SD}(\mathbf{p})} \setminus \{x_i\}) \bullet \mathbf{x} && \text{by IH} \\ &= (\bar{\mathbf{p}}_{1,t}[j]_{\downarrow \text{SD}(\mathbf{p})} \setminus \{x_i\}) \bullet \mathbf{x} && \text{because univariate sum is max.} \end{aligned}$$

If $i \notin G_{t-1}$, then we consider, as above, the situation where $\bar{\mathbf{q}}_{1,t-1}[k]$ depends on x_i , while $\bar{\mathbf{q}}_{1,t-1}[h]$ does not; and $r_{t,h} \bullet \mathbf{x} > r_{t,k} \bullet \mathbf{x}$. Thus

$$\begin{aligned} \bar{\mathbf{q}}_{1,t}[j] \bullet \mathbf{x} &= \bar{\mathbf{q}}_{1,t-1}[h] \bullet \mathbf{x} \\ &= (\bar{\mathbf{p}}_{1,t-1}[h]_{\downarrow \text{SD}(\mathbf{p})}) \bullet \mathbf{x} && \text{by IH} \\ &= (\bar{\mathbf{p}}_{1,t-1}[h]_{\downarrow \text{SD}(\mathbf{p})} \setminus \{x_i\}) \bullet \mathbf{x} && \text{since } \bar{\mathbf{q}}_{1,t-1}[h] \text{ has no } x_i \\ &= (\bar{\mathbf{p}}_{1,t}[j]_{\downarrow \text{SD}(\mathbf{p})} \setminus \{x_i\}) \bullet \mathbf{x}, \end{aligned}$$

where the last inequality follows from the following property: if abstract polynomials a, b satisfy $(a \setminus \{x_i\}) \bullet \mathbf{x} \geq (b \setminus \{x_i\}) \bullet \mathbf{x}$, then $((a+b) \setminus \{x_i\}) \bullet \mathbf{x} = (a \setminus \{x_i\}) \bullet \mathbf{x}$. We conclude that (4) holds. \square

Lemma 9.11 (Completeness of GEN). *For any univariate state \mathbf{x} , for any $\mathbf{r} \in (\text{Gen}(\text{Cl}(\llbracket \mathbf{C} \rrbracket^S)))$, there is $(\mathbf{y} \in \text{GEN}(\ell, (\text{Ev}_M^* \llbracket \mathbf{C} \rrbracket \mathbf{x}))$ such that $\mathbf{y} \geq \mathbf{r}[x_\ell/\tau] \bullet \mathbf{x}$.*

Proof. We focus on the interesting case, which is when generalization is applied to (\mathbf{p}) to produce \mathbf{r} . Note that $(\mathbf{p}) = \mathbf{p}_{\downarrow \text{SD}(\mathbf{p})}$. Clearly, $\mathbf{p} = \bar{\mathbf{p}}_{1,T}$ for some sequence $(\mathbf{p}_t)_{t=1\dots T}$ of instructions. Now, we consider the conforming sequence (\mathbf{q}_i, M_i) provided by the previous lemma, and compare $\mathbf{y} = \mathbf{q} \bullet \mathbf{x}$ with $\mathbf{r} \bullet \mathbf{x}$. Recall that for $i \in \text{SD}(\mathbf{p})$,

$$\mathbf{r}[i] = (\mathbf{p})^\tau[i] = x_i + ((\mathbf{p})[i] \setminus \{x_i\}) \cdot \tau$$

So that

$$\mathbf{r}[i][x_\ell/\tau] \bullet \mathbf{x} = \max(((\mathbf{p})[i] \setminus \{x_i\}) \bullet \mathbf{x}) \cdot \mathbf{x}[\ell], (\mathbf{p})[i] \bullet \mathbf{x}).$$

Comparing to Definition 9.9 we see that G_T is precisely the set of indices where the first term under the **max** is larger, and that Part (4) in the last lemma guarantees, for $i \notin G_T$, that $\mathbf{y}[i] \geq \mathbf{r}[i] \bullet \mathbf{x}$. For $i \in G_T$, we have $\mathbf{q}[i] \bullet \mathbf{x} \geq ((\mathbf{p})[i] \setminus \{x_i\}) \bullet \mathbf{x}$, so the correct result will be obtained only if generalization sets $\mathbf{y}[i]$ to $(\mathbf{q}[i] \bullet \mathbf{x}) \cdot \mathbf{x}[\ell]$. In order for GEN to perform this multiplication two conditions must be met: $\bar{M}_{1,T}$ has to be iterative, and $\bar{M}_{1,T}[i, i] = \varepsilon$. The first is ensured by Part (2) of the previous lemma, and the second by Part (3). \square

9.3. The case of nested loops. To prove the correctness for nested loops we present the following lemma.

Lemma 9.12. *For any polynomially-bounded loop command $\text{loop } X_\ell \{ \mathbf{C} \}$, where \mathbf{C} is loop-free, there is a command D which is loop-free as well as addition-free and satisfies for all univariate states \mathbf{x} : $\text{Ev}_M \llbracket \text{loop } X_\ell \{ \mathbf{C} \} \rrbracket \mathbf{x} = \text{Ev}_M \llbracket D \rrbracket \mathbf{x}$.*

The result could be proven in other ways, but the particular proof below is useful.

Proof. We consider the operation of $\text{Ev}_M[\llbracket \text{loop } X_\ell \{C\} \rrbracket \mathbf{x}]$. It is non-deterministic and can follow multiple paths, but each path simulates a finite, addition-free sequence of instructions. Since there is only a finite number of pairs (\mathbf{y}, M) that can result (otherwise the loop would not be polynomially bounded), there is a finite set of such paths that generate all results. We form the command D as a non-deterministic choice among these pieces of straight-line code. See Appendix B for an example of this transformation. \square

Now, when we consider a loop within a loop, suppose that we transform the inner loop into loop-free code as just described. By the correctness of the analysis of the inner loop (Lemmas 9.8 and 9.11), the worst-case bounds on results computed by the outer loop are unaffected. After the transformation, there is only one loop (the outer) so if we apply our algorithm to the transformed code, lemmas 9.8 and 9.11 imply the correctness of the results. On the other hand, the last lemma shows that the analysis results are unaffected by the transformation, and thus applying Ev_M to the original code also produces correct results. This argument can be repeated with any number of nested loops, and so the proof of Theorem 9.1 is complete.

10. PSPACE-COMPLETENESS OF BOUND ANALYSIS

In this section we complement our PSPACE upper bound with a hardness result, to show that our classification of the problem's complexity as PSPACE is tight. The hardness proof is a reduction from *termination of Boolean Programs*, a known PSPACE-complete problem. First, we state the definition of the decision problem to which we reduce. This is a special case of the univariate-bound decision problem, with a fixed initial state.

Definition 10.1. The decision problem DEG (for “degree”) is defined as the set of triples (P, j, d) such that P is a core-language program, where the maximal value of X_j at the completion of the program, in terms of the univariate input $\mathbf{x} = (x, x, \dots, x)$, has a polynomial lower bound of $\Omega(x^d)$.

The complexity of the problem is classified in relation to the “input size” defined as: $|P| + d$, where $|P|$ is the size of the syntax tree representing P . This means that we allow d to be represented in unary notation (and we will find that this does not affect the complexity class).

Definition 10.2. A *Boolean program* is an instruction sequence $b = 1:I_1 \ 2:I_2 \dots m:I_m$ specifying a computation on Boolean variables B_1, \dots, B_k , with program locations $1, 2, \dots, m$.

Instructions I_ℓ have two forms: $X_i := \text{not } X_i$, and **if** X_i **then goto** ℓ' **else** ℓ'' . Here $1 \leq i \leq k$ and $\ell, \ell', \ell'' \in \{0, 1, 2, \dots, m\}$, where ℓ, ℓ', ℓ'' are always three different locations.

Semantics: the *computation* by b is a finite or infinite state sequence $b \vdash (\ell_1, \sigma_1) \rightarrow (\ell_2, \sigma_2) \rightarrow \dots$, where each store σ assigns a truth value in $\{\text{true}, \text{false}\}$ to each of b 's variables, and ℓ_t is the program location at time t .

We are considering *input free* programs. These programs have a fixed initial state: $\ell_1 = 1$, and σ_1 assigns *false* to every variable. Given state (ℓ_t, σ_t) , if $\ell_t = 0$ then the computation has terminated, else the following rules apply.

If instruction I_{ℓ_t} is $X_i := \text{not } X_i$, then σ_{t+1} is identical to σ_t except that $\sigma_{t+1}(B_i) = \neg \sigma_t(B_i)$. Further, $\ell_{t+1} = (\ell_t + 1) \bmod (m + 1)$.

If instruction I_{ℓ_t} is **if X_i then goto ℓ' else ℓ''** , then σ_{t+1} is identical to σ_t . Further, $\ell_{t+1} = \ell'$ if $\sigma_t(B_i) = \text{true}$, and $\ell_{t+1} = \ell''$ if $\sigma_t(B_i) = \text{false}$.

Finally, program b *terminates* if for some t : $b \vdash (\ell_1, \sigma_1) \rightarrow \dots \rightarrow (\ell_t, \sigma_t) = (0, \sigma_t)$.

The following lemma is proved in [Jon97, Chapter 28] (with a trivial difference, concerning acceptance instead of termination):

Lemma 10.3. *The following set is complete for pspace:*

$$\mathcal{B} = \{b \mid b \text{ is an input-free Boolean program and } b \text{ terminates}\}.$$

Theorem 10.4. *The problem DEG is PSPACE-hard, even for programs with a single loop.*

Proof. Reduction from problem \mathcal{B} above.

Suppose program $b = 1:I_1 \ 2:I_2 \dots m:I_m$ has k variables B_1, \dots, B_k . Without loss of generality, each variable has value *false* after execution, if b terminates (just add at the end of b one test and one assignment for each variable.)

Program p will have $2+2k(m+1)$ variables named X_1, X_2 , and then $X_{\ell,i,v}$ for all $0 \leq \ell \leq m$, $1 \leq i \leq k$ and $v \in \{0, 1\}$. Informally, the program simulates the Boolean program, such that the pair $X_{\ell,i,0}$ and $X_{\ell,i,1}$ represent the value b of variable B_i when program location ℓ was last visited. This is not a deterministic simulation, due to the absence of deterministic branching; instead, the program may take many paths, most of which are wrong simulations; and the contents of variables $X_{\ell,i,v}$ will reflect the correctness of the simulation. In fact, the value of each such variable will be either x or x^2 , where the value x denotes error. That is, if the program reaches location ℓ with $B_i = v$, only the path that simulates it correctly will have $X_{\ell,i,v} = x^2$.

We first define the initialization command INIT: for all i , it sets $X_{1,i,0}$ to X_1^2 (the initial value of B_i is *false*). All other simulation variables are set to X_1 .

For every program location ℓ we define a command C_ℓ “simulating” the corresponding instruction, as follows:

- For instruction $\ell : X_i := \text{not } X_i$,
 C_ℓ modifies only variables $X_{\ell',i,v}$ where $\ell' = (\ell + 1) \bmod (m + 1)$. For each $v = 0, 1$, it sets:

$$X_{\ell',i,v} := X_{\ell,i,\neg v}$$
 while for all $j \neq i$, and $v = 0, 1$, it sets

$$X_{\ell',i,v} := X_{\ell,i,v}$$
- For instruction $\ell : \text{if } X_i \text{ then goto } \ell' \text{ else } \ell''$,
 C_ℓ modifies the variables $X_{\ell',i,v}$ and $X_{\ell'',i,v}$ as follows:

$$X_{\ell',i,0} := X_1; \quad \triangleright 0 \text{ is definitely an error here}$$

$$X_{\ell',i,1} := X_{\ell,i,1}; \quad \triangleright 1 \text{ is an error if it was so before}$$

$$X_{\ell'',i,1} := X_1; \quad \triangleright 1 \text{ is definitely an error here}$$

$$X_{\ell'',i,0} := X_{\ell,i,0} \quad \triangleright 0 \text{ is an error if it was so before}$$
 For all $j \neq i$, we simply have, for both values of v ,

$$X_{\ell',i,v} := X_{\ell,i,v};$$

$$X_{\ell'',i,v} := X_{\ell,i,v}$$

Finally, these commands are put together to make the program p :

```
INIT;
loop  $X_1$  { choose  $C_1$  or  $C_2$  or ...  $C_m$  };
 $X_2 := X_{0,1,0} * X_{0,2,0} * \dots * X_{0,k,0}$ 
```

The outcome of the reduction is $(p, 2, 2k)$. Thus, we are asking whether the final value of X_2 depends on x with a degree of $2k$ or more, which will only happen if the loop is completed with x^2 in each of the variables $X_{0,i,0}$. This means that program b could be successfully simulated up to a point where the location was 0 and all variables *false* (that is, the program really terminated).

A comment is due on the subject of the loop bound (which we chose, somewhat arbitrarily, to be x). Obviously we do not know in advance how long b runs. But since it is input-free, if b terminates, its running time is a constant and the desired output (x^{2k}) will be achieved for all values of x large enough to permit the complete simulation of b . If b does not terminate, the output will always be bounded by x^{2k-1} . \square

What is surprising in the above proof is the simplicity of the programs; curiously, they do not contain implicit data-flow in loops, which was the main challenge in the problem's solution.

11. CHECKING MULTIVARIATE BOUNDS

In this section we are moving to multivariate bounds. We show a reduction to the univariate problem. We focus on the following decision problem.

Problem 4. The *multivariate-bound decision problem* is: Given a core-language program P and a monomial $m(x_1, \dots, x_n) = x_1^{d_1} \dots x_n^{d_n}$, report whether m constitutes an attainable bound on the final value of X_n ; namely whether constants \mathbf{x}_0 , $c > 0$ exist such that

$$\forall \mathbf{x} \geq \mathbf{x}_0 \exists \mathbf{x}' . \mathbf{x} \llbracket P \rrbracket \mathbf{x}' \wedge x'_n \geq cm(\mathbf{x}).$$

There is, of course, no loss of generality in fixing the queried variable to be X_n . In Section 1 we defined a simpler decision problem that only asks about the total degree of the monomial (Problem 1) and a query problem that asks for an explicit function to be generated. It is not hard to see that both variants are (Cook-) reducible to the above decision problem. If there is no polynomial upper bound on x'_n , then all monomials are attainable. This case can be detected in polynomial time using the algorithm of [BJK08], so we assume henceforth that x'_n is polynomially bounded. In fact, as already discussed, we may assume that all super-polynomially growing variables have been excluded.

Given P , we consider the set of attainable monomials (forming positive instances of the problem). We represent a monomial by a column vector of degrees: $\mathbf{d} = \langle d_1, \dots, d_n \rangle^T$. The main idea in this section is to make use of the *geometry* of this set of vectors by viewing the problem as a *linear programming* problem. Before proceeding, we recall some background knowledge.

11.1. Polyhedra. We recall some useful definitions and properties, all can be found in [Sch86].

Point $\mathbf{x} \in \mathbb{Q}^n$ is a *convex combination* of points $\mathbf{x}_1, \dots, \mathbf{x}_m$ if $\mathbf{x} = \sum_{i=1}^m a_i \cdot \mathbf{x}_i$, where all $a_i \geq 0$ and $\sum_i a_i = 1$. The *convex hull* of a set of points is the set of all their convex combinations.

A *rational convex polyhedron* $\mathcal{P} \subseteq \mathbb{Q}^n$ (*polyhedron* for short) can be defined in two equivalent ways:

- (1) As the set of solutions of a set of inequalities $A\mathbf{x} \leq \mathbf{b}$, namely $\mathcal{P} = \{\mathbf{x} \in \mathbb{Q}^n \mid A\mathbf{x} \leq \mathbf{b}\}$, where $A \in \mathbb{Q}^{m \times n}$ is a rational matrix of n columns and m rows, $\mathbf{x} \in \mathbb{Q}^n$ and $\mathbf{b} \in \mathbb{Q}^m$ are column vectors of n and m rational values respectively. Each linear inequality (specified by a row of A and the corresponding element of \mathbf{b}) is known as a *constraint*.
- (2) As the convex hull of a finite set of points \mathbf{x}_i and rays \mathbf{y}_j :

$$\mathcal{P} = \text{convhull}\{\mathbf{x}_1, \dots, \mathbf{x}_m\} + \text{cone}\{\mathbf{y}_1, \dots, \mathbf{y}_t\}, \quad (11.1)$$

or more explicitly: $\mathbf{x} \in \mathcal{P}$ if and only if $\mathbf{x} = \sum_{i=1}^m a_i \cdot \mathbf{x}_i + \sum_{j=1}^t b_j \cdot \mathbf{y}_j$ for some rationals $a_i, b_j \geq 0$, where $\sum_{i=1}^m a_i = 1$. The vectors $\mathbf{y}_1, \dots, \mathbf{y}_t$ are recession directions of \mathcal{P} , i.e., directions in which the polyhedron is unbounded; in terms of the constraint representation, they satisfy $A\mathbf{y}_i \leq \mathbf{0}$. The points \mathbf{x}_i of a minimal set of generators are the *vertices* of \mathcal{P} .

For any set $\mathcal{S} \subseteq \mathbb{Q}^n$ we let $I(\mathcal{S})$ be $\mathcal{S} \cap \mathbb{Z}^n$, i.e., the set of integer points of \mathcal{S} . The *integer hull* of \mathcal{S} , commonly denoted by \mathcal{S}_I , is defined as the convex hull of $I(\mathcal{S})$. A polyhedron \mathcal{P} is *integral* if $\mathcal{P} = \mathcal{P}_I$. This is equivalent to stating that it is generated (Eq. 11.1) by a set of integer points and rays. In particular, its vertices are integral.

For statements regarding the *computational complexity* of algorithms on polyhedra, we refer to the *bit-size* of their representation. Following [Sch86, Sec. 2.1], we define the bit-size of an integer x as $\|x\| = 1 + \lceil \log(|x| + 1) \rceil$; the bit-size of an n -dimensional vector \mathbf{a} as $\|\mathbf{a}\| = n + \sum_{i=1}^n \|a_i\|$; and the bit-size of an inequality $\mathbf{a} \cdot \mathbf{x} \leq c$ as $1 + \|c\| + \|\mathbf{a}\|$. For a polyhedron $\mathcal{P} \subseteq \mathbb{Q}^n$ defined by $A\mathbf{x} \leq \mathbf{b}$, the *facet size*, denoted by $\|\mathcal{P}\|_\phi$, is the smallest number $\phi \geq n$ such that \mathcal{P} may be described by some $A\mathbf{x} \leq \mathbf{b}$ where each inequality in $A\mathbf{x} \leq \mathbf{b}$ fits in ϕ bits. The *vertex size*, denoted by $\|\mathcal{P}\|_\psi$, is the smallest number $\psi \geq n$ such that \mathcal{P} has a generator representation in which each of \mathbf{x}_i and \mathbf{y}_j fits in ψ bits (the size of a vector is calculated as above). The following theorem [Sch86, part of Theorem 10.2] relates the two measures:

Theorem 11.1. *Let \mathcal{P} be a rational polyhedron in \mathbb{Q}^n ; then $\|\mathcal{P}\|_\phi \leq 4n^2 \|\mathcal{P}\|_\psi$.*

11.2. Monomial bounds and linear programming. From this point on, we fix \mathcal{S} to mean the set of attainable monomials of a given program (as vectors in \mathbb{N}^n).

Let $\mathbf{u} = \langle u_1, \dots, u_n \rangle \in \mathbb{N}^n$ be a (row) vector representing a univariate input, as in Section 7. Let $m(x_1, \dots, x_n) = \mathbf{x}^{\mathbf{d}}$. Instead of $x_1^{d_1} \dots x_n^{d_n}$ we write, concisely, $\mathbf{x}^{\mathbf{d}}$. Then note that

$$m(x^{u_1}, \dots, x^{u_n}) = x^{d_1 u_1 + \dots + d_n u_n} = x^{\mathbf{u} \cdot \mathbf{d}}.$$

We now state

Lemma 11.2. *Finding a tight upper bound on the final value of X_n given an initial univariate state \mathbf{u} is equivalent to the following optimization problem:*

$$\text{Given } \mathbf{u}, \text{ maximize } \mathbf{u} \cdot \mathbf{d} \quad \text{subject to } \mathbf{d} \in \mathcal{S}.$$

Note that the multivariate problem is simply to decide \mathcal{S} . The statement is by no means trivial. Luckily it comes easily out of the results of [BAH20].

Proof. According to [BAH20], given that the values computed by the program are polynomially bounded, the set \mathcal{S} of all the attainable *multivariate* monomials provides tight upper bounds as well (more precisely, taking the maximum of these monomials gives a well-defined function—since the set is finite—and this function is an asymptotic upper bound). If we

plug \mathbf{u} as initial state, the set of bounds becomes $x^{\mathbf{u} \cdot \mathbf{d}}$ where \mathbf{d} ranges over \mathcal{S} . These are univariate monomials, so they are fully ordered. The highest bound, namely the maximum value of $\mathbf{u} \cdot \mathbf{d}$, is the tight worst-case upper bound for the program. \square

So far, we have only considered bounds which are polynomials, where the exponents are integer. However, a function $m(x_1, \dots, x_n) = x_1^{d_1} \dots x_n^{d_n}$ where the d_i are non-negative *rational numbers* is a perfectly valid candidate for comparison with the results of a computation. Let \mathcal{T} be the set of rational-valued vectors \mathbf{d} such that the corresponding function m is attainable. Clearly $\mathcal{S} \subseteq \mathcal{T}$; in fact, $\mathcal{S} = I(\mathcal{T})$. The inclusion is clearly strict. So the following result is non-trivial:

Lemma 11.3. *For any vector $\mathbf{u} \in \mathbb{N}^n$,*

$$\max_{\mathbf{d} \in \mathcal{T}} \mathbf{u} \cdot \mathbf{d} = \max_{\mathbf{d} \in \mathcal{S}} \mathbf{u} \cdot \mathbf{d}.$$

The lemma follows immediately from Lemma 11.2, since inequality (necessarily a “greater than”) would mean that even the largest attainable bound in \mathcal{S} is not a valid upper bound.

We now make a couple of observations on the shape of \mathcal{T} .

Lemma 11.4. *For any $\mathbf{d} \in \mathcal{T}$, all integer points of the box $B_{\mathbf{0}, \mathbf{d}} = \{\mathbf{x} \mid \mathbf{0} \leq \mathbf{x} \leq \mathbf{d}\}$ are also in \mathcal{T} .*

Proof. Immediate since if $\langle a_1, \dots, a_n \rangle \leq \langle b_1, \dots, b_n \rangle$ then $x^{a_1} \dots x^{a_n} \leq x^{b_1} \dots x^{b_n}$. \square

We conclude that \mathcal{T} is a union of boxes. We can say more.

Lemma 11.5. *If functions $f, g : \mathbb{N}^n \rightarrow \mathbb{R}$ are attainable, so is $\max(f, g)$.*

This can be easily checked against the definition (Definition 3.1).

Lemma 11.6. *\mathcal{T} is convex.*

Proof. Consider a monomial $m = \mathbf{x}^{\mathbf{d}}$ where \mathbf{d} is the convex combination $\sum c_j \cdot \mathbf{d}_j$ of some $\mathbf{d}_j \in \mathcal{T}$, where $\sum_{j=1}^n c_j = 1$. We refer to the i th component of \mathbf{d}_j as d_{ji} . Thus

$$m(\mathbf{x}) = \mathbf{x}^{\sum_j c_j \mathbf{d}_j} = \prod_i \prod_j x_i^{c_j d_{ji}} = \prod_j \prod_i x_i^{c_j d_{ji}} = \prod_j (\mathbf{x}^{\mathbf{d}_j})^{c_j}.$$

By the rational-weight form of the classic inequality of means [Ste04, Eq. (2.7)], a weighted geometric mean is bounded by the corresponding weighted arithmetic mean:

$$\prod_j (\mathbf{x}^{\mathbf{d}_j})^{c_j} \leq \sum_j c_j (\mathbf{x}^{\mathbf{d}_j}) \leq \max_j (\mathbf{x}^{\mathbf{d}_j});$$

The latter is an attainable function, therefore so is m . Hence $\mathbf{d} \in \mathcal{T}$. \square

So \mathcal{T} is convex, includes \mathcal{S} , and the maximum of $\mathbf{u} \cdot \mathbf{d}$ for any $\mathbf{u} > \mathbf{0}$ is obtained at a point of \mathcal{S} . We conclude that \mathcal{T} is an integral polyhedron [Sch86, §16.3]. It equals the convex hull of the boxes whose upper right corners are points of \mathcal{S} (Figure 11.2, left). It will be convenient in the next proof to extend \mathcal{T} by allowing negative numbers as well. This gives a polyhedron \mathcal{T}' which is unbounded in the negative direction (Figure 11.2, right); technically, $\mathcal{T}' = \mathcal{T} \cup \text{cone}(\langle -1, 0, \dots, 0 \rangle, \langle 0, -1, \dots, 0 \rangle, \dots, \langle 0, \dots, 0, -1 \rangle)$.

Now we can use known results on the complexity of linear programming to obtain our result.

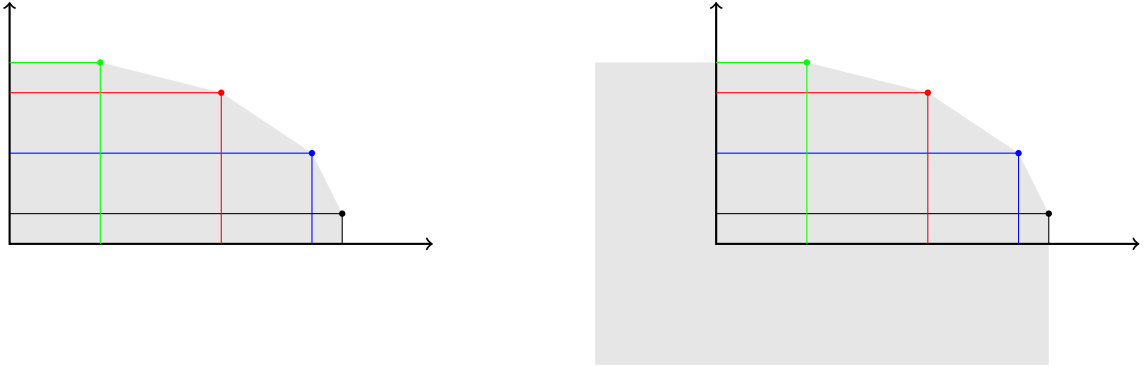


Figure 5: Assuming that the black, blue, red and green dots represent extremal elements of \mathcal{S} , the set \mathcal{T} is represented by the convex hull of the union of four boxes (shaded area in the left-hand drawing). The right-hand drawing illustrates \mathcal{T}' .

Lemma 11.7. *The facet size of \mathcal{T}' is bounded by $4n^2(n + \|d_{\max}\|)$, where d_{\max} is the maximal attainable degree in any variable.*

This follows directly from Theorem 11.1, using the fact that our polyhedron is integral, i.e., its vertices are members of \mathcal{S} . In Section 12, we prove that $\|d_{\max}\|$ is bounded by a polynomial in the program size. Therefore, the bound on $\|\mathcal{T}'\|_\phi$ is polynomial in the program size.

Theorem 11.8. *The multivariate-bound decision problem can be solved in space polynomial in the size of the given program.*

Proof. The decision problem asks whether $\mathbf{d} \in \mathcal{S}$. This is equivalent to asking whether $\mathbf{d} \in \mathcal{T}'$. As PSPACE is closed under complement, we can consider the converse question: whether $\mathbf{d} \notin \mathcal{T}'$. This is equivalent to asking: is there a constraint $\mathbf{a} \cdot \mathbf{x} \leq b$ satisfied by \mathcal{T}' , such that $\mathbf{a} \cdot \mathbf{d} > b$. Our decision procedure is non-deterministic and *guesses* \mathbf{a} . Then we need to find b , which amounts to maximizing $\mathbf{a} \cdot \mathbf{x}$ over $\mathbf{x} \in \mathcal{T}'$. Note that \mathbf{a} will contain no negative numbers, since \mathcal{T}' does not satisfy any constraint with negative coefficients. In case \mathbf{a} has non-integer rational numbers, we can scale by their common denominator. Thus, w.l.o.g. we may assume \mathbf{a} to be integer-valued, and by Lemmas 11.2 and 11.3, finding b is equivalent to solving the univariate problem with initial state \mathbf{a} .

So, we have reduced the multivariate-bound decision problem to the univariate problem. What is the complexity of the resulting algorithm? When guessing \mathbf{a} , we can impose the bound given by Lemma 11.7. Since \mathbf{a} consists of polynomially-big numbers (in terms of their bit size), our univariate algorithm (Section 7) solves the problem in polynomial space. \square

12. BOUNDING THE ATTAINABLE DEGREE

The purpose of this section is to prove a bound on the maximal attainable degree in terms of the program size. Specifically, we consider the computation of program P (i.e., any core-language command) on an initial state $\mathbf{x} = \langle x_1, x_2, \dots, x_n \rangle$. We restrict attention to

polynomially-bounded programs², so that the bound on the final value of any given variable can be given as a set of monomials $\Theta(\mathbf{x}^{\mathbf{d}})$ (all monomials are worst-case lower bounds and their **max** is a tight upper bound). Our goal is to bound $\sum_{i=1}^n d_i$, the total degree of this monomial, in terms of $|P|$ (the size of P may be defined as the size of an AST representing P). We approach this goal in three steps. First, we reduce the input state to be univariate. Secondly, we reduce the class of programs that have to be considered to addition-free programs. Finally, we prove a bound on such programs.

The first step is easy. If we apply P to a univariate initial state $\langle x, x, \dots, x \rangle$, the bound on the result will be a univariate monomial, whose degree will be precisely the number we wish to bound. Note that instead of referring to the concrete semantics of the program (as computing on integers), and an asymptotic bound on its results, we may refer to the symbolic semantics, $\llbracket P \rrbracket^S$, as in Section 6. We will thus be trying to bound the degree of the polynomials $\llbracket P \rrbracket^S \bullet \mathbf{i}$, where $\mathbf{i} = \langle x, x, \dots, x \rangle$.

12.1. The reduction. We prove:

Lemma 12.1. *Let P be a polynomially-bounded core-language program. Then P can be transformed into an addition-free program P' such that (1) $|P'| = O(|P| \cdot n^2)$; (2) P' is polynomially bounded; (3) $\llbracket P' \rrbracket^S \bullet \mathbf{i} \geq \llbracket P \rrbracket^S \bullet \mathbf{i}$, where $\mathbf{i} = \langle x, x, \dots, x \rangle$.*

Note that the last condition is equivalent to stating that every bound which is attainable by P is also attainable by P' .

Proof. We describe the transformation, based on the algorithm Ev_M . The transformation algorithm is guided by the execution of Ev_M . Assume that we have two copies of the program—one that we interpret by means of Ev_M and another, mutable one, which the transformer modifies. First, in the mutable copy, we replace every addition instruction $\mathbf{X}_r := \mathbf{X}_s + \mathbf{X}_t$ by **choose** $\mathbf{X}_r := \mathbf{X}_s$ **or** $\mathbf{X}_r := \mathbf{X}_t$. Note that this simulates the behaviour of Ev_M . Secondly, we consider every application of GEN to be a loop in P . Consider an invocation of GEN in the line $\text{GEN}(\ell, (\text{Ev}_M^* \llbracket C \rrbracket \mathbf{s}_1))$ and let $(\mathbf{s}, M) = \text{Ev}_M^* \llbracket C \rrbracket \mathbf{s}_1$ so that M is iterative and $M_{ii} = \varepsilon$. This means that while simulating the body of the current loop we have, at some point, unselected the data that originated from $\mathbf{s}_1[i]$ and selected, instead, data that originated from $\mathbf{s}_1[j]$ for j such that $M_{ji} = 1$. Our program transformation then replaces the current loop, $\text{loop } \mathbf{X}_\ell \{C\}$, with

$$\text{loop } \mathbf{X}_\ell \{ \text{choose } C \text{ or } \mathbf{X}_i := \mathbf{X}_j * \mathbf{X}_\ell \}$$

This is done without introducing duplicates, so at most $n(n-1)$ such new branches are added to any one loop. We will complete the proof later by showing that the resulting program P' satisfies the requirements. \square

An example illustrating this transformation appears in Appendix B.

²Inspecting the proof shows that the requirement here is that any part of P is polynomially bounded, in other words, this applies to intermediate results as well, and not only to final values. However, the method we described in Section 3 for excluding exponentially-growing variables achieves exactly that.

12.2. Graph representation of programs. For the proofs in the rest of this section we employ a graph representation of a program, as it more easily illustrates certain arguments. The representation is quite standard.

Definition 12.2. Given a core-language program P , its representation as a *control-flow graph* is a directed graph $G(P) = (\Lambda, T)$ where the nodes Λ , called *locations*, correspond to occurrences of commands in P , and the arcs T , called *transitions*, represent the flow of control. Each location ℓ is labeled with an instruction Inst_ℓ . If the corresponding command is atomic, the instruction is the same as the command and it has one transition, to the successor location³; **choose** and **loop** nodes are labeled with **skip**, but have two successors; for a loop, these are the start of the loop body and the location that follows the loop. A certain location is identified as initial, corresponding to the top of the program.

We remark that there is another type of command in our syntax—the command form $C;D$. This syntactic unit silently disappears when translating to graph form as it only represents the fact that D is to follow C . Next, we define an “exploded” graph where every variable in every location has a node.

Definition 12.3. Given a polynomially-bounded core-language program P , the *full variable-relation graph* $VG(P)$ is a directed graph $(\Lambda \times [n], D)$ where a node (ℓ, i) represents variable X_i at location ℓ . The arcs D represent the evolution of values in the transitions. They have the form $(\ell, i) \xrightarrow{\delta} (\ell', j)$ where ℓ' is a successor of ℓ and δ is in $\mathbb{D} = \{1, 1^+, 2\}$, the set of *dependency types*. The arcs, also called *dependencies*, are obtained in a simple way from the instructions. Specifically, $D = \bigcup_{\ell, \ell'} D_{\ell, \ell'}$ where $D_{\ell, \ell'}$, the set of dependencies associated with a transition $\ell \rightarrow \ell'$, is defined according to Inst_ℓ :

Inst_ℓ	$D_{\ell, \ell'}$
skip	$\{(\ell, i) \xrightarrow{1} (\ell', i) \mid i \in [n]\}$
$X_r := X_s$	$\{(\ell, s) \xrightarrow{1} (\ell', r)\} \cup \{(\ell, i) \xrightarrow{1} (\ell', i) \mid i \neq r\}$
$X_r := X_s + X_t \ (s \neq t)$	$\{(\ell, s) \xrightarrow{1^+} (\ell', r), (\ell, t) \xrightarrow{1^+} (\ell', r)\} \cup \{(\ell, i) \xrightarrow{1} (\ell', i) \mid i \neq r\}$
$X_r := X_s * X_t$	$\{(\ell, s) \xrightarrow{2} (\ell', r)\} \cup \{(\ell, i) \xrightarrow{1} (\ell', i) \mid i \neq r\}$
$X_r := X_s * X_t$	$\{(\ell, s) \xrightarrow{2} (\ell', r), (\ell, t) \xrightarrow{2} (\ell', r)\} \cup \{(\ell, i) \xrightarrow{1} (\ell', i) \mid i \neq r\}$

The transitions out of a **choose** or **loop** node have the dependencies of **skip**.

The following verbal descriptions may give intuition to the meaning of dependency types:

- 1 = *identity dependency*,
- 1^+ = *additive dependency*,
- 2 = *multiplicative dependency*

We observe that due to the simplicity of our instruction set, D_ℓ uniquely identifies the type of assignment in an atomic instruction. Thanks to this feature we can use the graph to execute the program symbolically. We define *symbolic univariate collecting semantics* where every VG node (ℓ, i) is mapped to a set $U(\ell, i)$ of degrees. We define U for all nodes as the minimal solution to the following constraints.

- (1) Initialization: $1 \in U(\ell, i)$ for all i , where ℓ is the initial location (representing an initial state of $\langle x, x, \dots, x \rangle$).

³The next instruction, or a loop node in the case that the instruction is the last in a loop body.

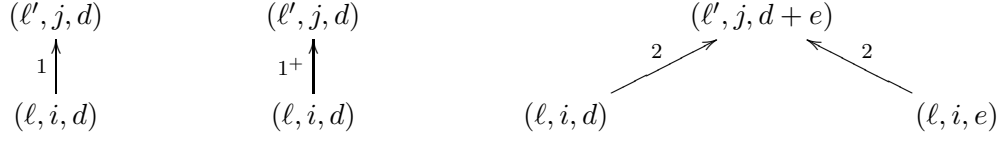


Figure 6: Node types in the derivation tree

- (2) Propagation: every dependency, or dependency pair, in D generates a constraint according to the following table.

dependency	constraint
$(\ell, i) \xrightarrow{1} (\ell', j)$	$U(\ell, i) \subseteq U(\ell', j)$
$(\ell, i) \xrightarrow{1+} (\ell', j)$	$U(\ell, i) \subseteq U(\ell', j)$
$(\ell, i) \xrightarrow{2} (\ell', j)$ $(\ell, k) \xrightarrow{2} (\ell', j)$	$U(\ell, i) + U(\ell, k) \subseteq U(\ell', j)$

Note that we are treating addition again as a non-deterministic choice between the degrees of the added values. As previously discussed, we are losing the effect of iterated additions. However for addition-free programs, this simulation is precise.

We make an important observation regarding paths in $VG(P)$:

Observation 12.4. Every path π in $VG(P)$ can be projected onto the location component to obtain a path σ in $G(P)$. Due to the non-deterministic control structure of our programs, such a path is always feasible, meaning that it can be traversed in a concrete execution with numeric input, in fact in almost all such executions (if the path has subpaths in loops, it will be feasible for all input states where the numeric values are large enough to allow the iterations to be performed; for instance, if the values are larger than the path length, it will certainly be feasible). Moreover, if σ is a cycle, it can be repeated a number of times at least proportional to x (for an input state $\langle x, x, \dots, x \rangle$). And whenever σ is executed, there is data-flow among the variables according to π .

12.3. Analysis of addition-free programs.

Next we prove

Lemma 12.5. *Let P be an addition-free core-language problem with n variables. When started with initial state $\langle x, x, \dots, x \rangle$, any polynomially-bounded result it computes is bounded by $O(x^{2^{ns}})$, where s is the number of commands in the program.*

Proof. We put the program into graph form and refer to a symbolic evaluation of the program (as described above). We consider the *derivation tree* of a computed result. This tree has root labeled by (ℓ, i, d) signifying the conclusion $d \in U(\ell, i)$. Every node has one or two children depending on the instruction that generated this value, and arcs that point from children to parent. In fact the arcs from child nodes into (ℓ, i, d) are images of arcs $(\ell, j) \xrightarrow{\delta} (\ell, i)$ present in the VG, so there is one child if the dependency type $\delta = 1/1^+$ and

two children if $\delta = 2$ (Figure 6). The leaves of the tree represent initial values, so they are all labeled with the initial location and a degree of 1.

Now, since a simple assignment copies the degree, while a multiplication sums two degrees, it is easy to see that the final degree d at the root equals the number of leaves, and is bounded by 2^k where k is the number of multiplication nodes along the root-to-leaf path that has the largest number of them. We claim that k cannot exceed ns . We prove it by contradiction.

Assume that a contradicting path exists. Then, by a simple pigeon-hole argument, there is a VG arc $(\ell, j) \xrightarrow{2} (\ell', i)$ which is repeated along the path. Hence there is a cycle including this arc, and we consider a shortest one; it is at most ns arcs long. By Observation 12.4 we can construct executions of the program that follow this path (more precisely, its projection onto $G(P)$) $\Omega(x)$ times. Each iteration of the cycle increases $U(\ell, j)$ (since in the first step some positive value is combined with $U(\ell, j)$, as witnessed by the type-2 dependency, and the result propagates back to $U(\ell, j)$). Therefore, $U(\ell, j)$ is not bounded by a constant. By soundness of the univariate symbolic evaluation for addition-free programs this means that P is not polynomially bounded. Since we assumed that it was, we obtain a contradiction and conclude that the number of multiplications, or type-2 dependencies, along a path must be bounded by ns ; consequently any degree reached is at most 2^{ns} . \square

Combining this result with Lemma 12.1 we get:

Theorem 12.6. *Let P be any core-language program with n variables. When started with initial state $\langle x, x, \dots, x \rangle$, any polynomially-bounded result it computes is bounded by $O(x^{2^{|P| \cdot n^3}})$, where $|P|$ is the number of commands in the program.*

12.4. Completing the proof. Finally we have to complete the proof of Lemma 12.1. First we argue that the results of P' are upper bounds on the result of P . This actually follows quite easily from the *completeness* of Ev_M (Theorem 9.1). Any result that Ev_M obtains which is not due to generalization is clearly obtained by symbolically interpreting P' since it is already obtained by symbolically interpreting P . When a result depends on generalization, it is because it relies on the multiplication instructions added by GEN. But we have added these as branches in the loop which can always be taken after an (original) iteration is completed. So all the results obtained by applying Ev_M to P can also be obtained by symbolic execution of P' . The converse, however, is not true; P' can compute results which P never reaches (cf. the example in Appendix B).

This is why we have to justify the claim that P' remains polynomially bounded. For this we have to use some machinery from previous work and the argument will be sketchy, in order to avoid having to replicate the contents of those previous publications. Specifically, we use the analysis of [BAP16]. This analysis computes a *loop summary* which is a set of dependencies. Dependencies have the form $i \xrightarrow{\delta} j$ representing dependence of x'_j (following some number of iterations) on x_i (previous to the iterations); the meaning of the dependency-types are as in this section. The fact that a loop summary is just a set is important. If a loop has several branches all the dependency sets generated by them are collected together, and the distinction between branches is nearly erased (the algorithm records information on whether a pair of type-1 dependencies came from the same branch, but this is unimportant for our argument). The algorithm infers from this set alone whether the loop is polynomially bounded; in other words, [BAP16] shows a sound and complete characterization of

polynomially-bounded programs in terms of their dependency sets. So, what we want to establish is that the dependency-set of any loop L' in P' confirms polynomial boundedness. We do this by comparing this set to the set that we would get from the addition-free loop L'' constructed as in Lemma 9.12 (the two transformations are demonstrated and compared in Appendix B). Note that Lemma 9.12 ensures that the transformed loop has identical symbolic semantics to the given one. Our point is that the two transformations, even if they generate different code, induce the same dependency sets. Since L'' definitely passes the test of [BAP16] (being equivalent to a loop of program P , hence polynomially bounded), we conclude that L' also does, which implies (by soundness of [BAP16]) that P' is polynomially bounded. \square

13. A FEW SIMPLE EXTENSIONS

A natural follow-up to the above results is to extend them to richer programming languages. In this section we briefly discuss four such extensions. First, two trivial ones:

- We can allow any polynomial (with positive coefficients) as the right-hand side of an assignment—this is just syntactic sugar.
- We can include the weak (non-deterministic) assignment form which says “let \mathbf{X} be a natural number *bounded* by the following expression.” This construct may be useful if we want to use our language to approximately simulate the behavior of programs that have arithmetic expressions which we do not support, as long as a preprocessor can statically determine polynomial bounds on such expressions. No change to the algorithm is required.

Next, two extensions which are not trivial, but very easy.

Resets. In [BA10], the first author showed that it is possible to enrich the core language by a reset instruction, $\mathbf{X} := 0$, and still solve the problem of distinguishing polynomially-bounded variables from potentially super-polynomial ones. Conceptually this is perhaps not a big change, but technically it caused a jump in the complexity of the solution, from PTIME to PSPACE-complete. Our tight-bound problem is already PSPACE-complete, and we can extend our solution to handle resets without a further increase in complexity. In fact, with the abstract-interpreter algorithm, adding the resets is very smooth, so we will just show how it is done.

First, we observe that the monomial $x^{-\infty}$ can represent the constant 0 (check that it works well with addition and multiplication). Thus we can interpret $\mathbf{X}_i := 0$ in state \mathbf{s} by setting $\mathbf{s}[i] = x^{-\infty}$ and other assignments work as usual. With loops comes an additional subtlety: if the loop bound is zero, the loop body is not executed. Thus we rewrite the corresponding section of our interpreter as follows:

$$\text{Ev}_M[\llbracket \text{loop } \mathbf{X}_\ell \{ \mathbf{C} \} \rrbracket \mathbf{s}] = \begin{cases} (\mathbf{s}, I) & \text{if } \mathbf{s}[\ell] = x^{-\infty}, \\ \text{Ev}_M^{\otimes}[\llbracket \mathbf{C} \rrbracket](\ell, \mathbf{s}) & \text{otherwise.} \end{cases}$$

This piece of code highlights why adding resets is simple: basically a variable can now either be zero (as a result of a reset) or else it is computed from input values, as before. There are no other cases that arise.

There is another subtle point and this is the application of the multivariate-to-univariate reduction. It doesn't handle $-\infty$ well, so if we want to solve a multivariate problem, we have to make a univariate analysis first to see whether the variable of interest comes out

of the program as zero. If it doesn't, it comes out as a function of input values, and the reduction works (since it is not concerned with internals of the univariate analysis).

Unbounded “value”. In [BAP16] we proposed to extend our language with an instruction $X := *$, sometimes called “havoc X .” The intention is to indicate that X is set to a value which is not expressible in the core language. This may be useful if we want to use our core-language programs as an abstraction of real programs, that possibly perform computations that we cannot express or bound by a polynomial. It may also be used to model a **while**-loop (as done, for example, in [JK09]): we do not attempt to analyze the loop for termination or even for bounds (this is outside the scope of our algorithm; such loops depend on concrete conditionals which we do not model at all). So all we suggest is to analyze what happens in the loop under the assumption that we cannot bound the number of iterations. This can be simulated by setting the loop bound to $*$.

The implementation is very similar to that of `reset`. The $*$ value may be treated in all calculations as x^∞ . The loop handling does not even need to be changed. And, of course, if an output variable comes out as $*$ it is reported to have no polynomial upper bound.

These two extensions can work together. One has to implement the operations on degrees so that $(-\infty) + \infty$ is $-\infty$ (since an unbounded value times zero is still zero).

14. RELATED WORK

Bound analysis, in the sense of finding symbolic bounds for data values, iteration bounds and related quantities, is a classic field of program analysis [Weg75, Ros89, LM88]. It is also an area of active research, with tools being currently (or recently) developed including COSTA [AAG⁺12], AProVE [GAB⁺17], CIAOPP [LDK⁺18], C^4B [CHS15], LOOPUS [SZV17] and CoFloCo [FH14]—and this is just for imperative programs. There is also work on functional and logic programs, term rewriting systems, recurrence relations, etc. which we cannot attempt to survey here.

Our programming language, which is based on bounded loops, is similar to Meyer and Ritchie's language of *Loop Programs* [MR67], which differed by being deterministic and including constants; it is capable of computing all the primitive recursive functions and too strong to obtain decidability results. Similar languages have been used as objects for analysis of growth-rate (in particular, identifying polynomial complexity) in [KA80, KN04, NW06, JK09]. These works, too, considered deterministic languages for which precise analysis is impossible, but on reading them, one can clearly see that there are some clear limits to the aspects of the language that they analyze (such as using a loop counter as a bound, not relying on the assumption that the iteration count is always completed). Such considerations led to the definition of the weak, non-deterministic language in [BJK08]. Recent work in static analysis of fully-capable programs [BEF⁺16] combines a subsystem for loop-bound analysis (via ranking functions) with a subsystem for growth-rate analysis, which establishes symbolic bounds on data that grow along a loop, based on loop bounds provided by the loop analysis. This may be seen, loosely speaking, as a process that reduces general programs to bounded-loop programs which are then analyzed. Our previous paper [BAH20] was, however, the first that gave a solution for computing tight polynomial bounds which is complete for the class of programs we consider.

Dealing with a somewhat different problem, [MOS04, HOP⁺18] both check, or find, *invariants* in the form of polynomial equations, so they can identify cases where a final

result is *precisely* polynomial in the input values. We find it remarkable that they give complete solutions for weak languages, where the weakness lies in the non-deterministic control-flow, as in our language. However, their language has no mechanism to represent bounded loops, whereas in our work, it is all about these loops.

15. CONCLUSION

We have complemented previous results on the computability of polynomial bounds in the weak imperative language defined in [BJK08]. While [BJK08] established that the existence of polynomial bounds is decidable, [BAH20] showed that tight bounds are computable. Here we have shown that they can be computed in polynomial space, and that this is optimal in the sense of PSPACE-hardness. We have thus settled the question of the complexity class of this program-analysis problem. Interestingly, this improvement required some new ideas on top of [BAH20], including the reduction of the multivariate-bound problem to univariate bounds (which uses an algorithm entirely different from the analysis algorithms), and the computation of bounds using an abstraction which is very economical, including only degree vectors and data-flow matrices over $\{0, 1, \varepsilon\}$.

Some challenging open problems remain regarding possible extensions to the language that preserve computability of tight bounds (or not), including the extension of the language with constants, and other issues discussed in [BAH20]. Additional open problems include:

- computing even more precise polynomial bounds (with explicit constant factors),
- tight non-polynomial bounds (currently, if a result grows super-polynomially, we only indicate so and give no upper bound).

We also consider it as an open problem to improve the understanding of our result. We have proved it indirectly by showing the algorithm equivalent to a previous one. This is probably not the “book proof” for this result.

REFERENCES

- [AAG⁺12] Elvira Albert, Puri Arenas, Samir Genaim, German Puebla, and Damiano Zanardini. Cost analysis of object-oriented bytecode programs. *Theoretical Computer Science*, 413(1):142–159, 2012.
- [BA10] Amir M. Ben-Amram. On decidable growth-rate properties of imperative programs. In Patrick Baillot, editor, *International Workshop on Developments in Implicit Computational complexity (DICE 2010)*, volume 23 of *EPTCS*, pages 1–14, 2010.
- [BAH20] Amir M. Ben-Amram and Geoff W. Hamilton. Tight polynomial worst-case bounds for loop programs. *Logical Methods in Computer Science*, 16(2), 2020.
- [BAP16] Amir M. Ben-Amram and Aviad Pineles. Flowchart programs, regular expressions, and decidability of polynomial growth-rate. In Geoff Hamilton, Alexei Lisitsa, and Andrei P. Nemytykh, editors, *Proceedings of the Fourth International Workshop on Verification and Program Transformation (VPT)*, Eindhoven, The Netherlands, volume 216 of *Electronic Proceedings in Theoretical Computer Science*, pages 24–49. Open Publishing Association, 2016.
- [BEF⁺16] Marc Brockschmidt, Fabian Emmes, Stephan Falke, Carsten Fuhs, and Jürgen Giesl. Analyzing runtime and size complexity of integer programs. *ACM Trans. Program. Lang. Syst.*, 38(4):13:1–13:50, August 2016.
- [BJK08] Amir M. Ben-Amram, Neil D. Jones, and Lars Kristiansen. Linear, polynomial or exponential? complexity inference in polynomial time. In Arnold Beckmann, Costas Dimitracopoulos, and Benedikt Löwe, editors, *Logic and Theory of Algorithms, Fourth Conference on Computability in Europe, CiE 2008*, volume 5028 of *LNCS*, pages 67–76. Springer, 2008.

- [CHS15] Quentin Carbonneaux, Jan Hoffmann, and Zhong Shao. Compositional certified resource bounds. In *Proceedings of the ACM SIGPLAN 2015 Conference on Programming Language Design and Implementation (PLDI)*. ACM, 2015.
- [FH14] Antonio Flores-Montoya and Reiner Hähnle. Resource analysis of complex programs with cost equations. In Jacques Garrigue, editor, *Programming Languages and Systems - 12th Asian Symposium, APLAS 2014, Singapore, Proceedings*, volume 8858 of *Lecture Notes in Computer Science*, pages 275–295. Springer, 2014.
- [GAB⁺17] J. Giesl, C. Aschermann, M. Brockschmidt, F. Emmes, F. Frohn, C. Fuhs, J. Hensel, C. Otto, M. Plücker, P. Schneider-Kamp, T. Ströder, S. Swiderski, and R. Thiemann. Analyzing program termination and complexity automatically with aprove. *Journal of Automated Reasoning*, 58(1):3–31, 2017.
- [HOP⁺18] Ehud Hrushovski, Joël Ouaknine, Amaury Pouly, , and James Worrell. Polynomial invariants for affine programs. In *Proceedings of the 33rd Annual ACM/IEEE Symposium on Logic in Computer Science, LICS '18*, pages 530–539. ACM, 2018.
- [JK09] Neil D. Jones and Lars Kristiansen. A flow calculus of mwp-bounds for complexity analysis. *ACM Trans. Computational Logic*, 10(4):1–41, 2009.
- [Jon97] Neil D. Jones. *Computability and Complexity From a Programming Perspective*. Foundations of Computing Series. MIT Press, 1997.
- [KA80] Takumi Kasai and Akeo Adachi. A characterization of time complexity by simple loop programs. *Journal of Computer and System Sciences*, 20(1):1–17, 1980.
- [KN04] Lars Kristiansen and Karl-Heinz Niggl. On the computational complexity of imperative programming languages. *Theor. Comp. Sci.*, 318(1-2):139–161, 2004.
- [LDK⁺18] Pedro López-García, Luthfi Darmawan, Maximiliano Klemen, Umer Liqat, Francisco Bueno, and Manuel V. Hermenegildo. Interval-based resource usage verification by translation into horn clauses and an application to energy consumption. *TPLP*, 18(2):167–223, 2018.
- [LM88] Daniel Le Métayer. Ace: an automatic complexity evaluator. *ACM Trans. Program. Lang. Syst.*, 10(2):248–266, 1988.
- [MOS04] Markus Müller-Olm and Helmut Seidl. Computing polynomial program invariants. *Information Processing Letters*, 91(5):233–244, 2004.
- [MR67] Albert R. Meyer and Dennis M. Ritchie. The complexity of loop programs. In *Proc. 22nd ACM National Conference*, pages 465–469, Washington, DC, 1967.
- [NW06] Karl-Heinz Niggl and Henning Wunderlich. Certifying polynomial time and linear/polynomial space for imperative programs. *SIAM J. Comput.*, 35(5):1122–1147, 2006.
- [Ros89] M. Rosendahl. Automatic complexity analysis. In *Proceedings of the Conference on Functional Programming Languages and Computer Architecture FPCA'89*, pages 144–156. ACM, 1989.
- [Sch86] Alexander Schrijver. *Theory of Linear and Integer Programming*. John Wiley and Sons, New York, 1986.
- [Ste04] J. Michael Steele. *The Cauchy-Schwarz Master Class: An Introduction to the Art of Mathematical Inequalities*. Cambridge University Press, 2004.
- [SZV17] Moritz Sinn, Florian Zuleger, and Helmut Veith. Complexity and resource bound analysis of imperative programs using difference constraints. *Journal of Automated Reasoning*, 59(1):3–45, 2017.
- [Weg75] Ben Wegbreit. Mechanical program analysis. *Communications of the ACM*, 18(9):528–539, 1975.

APPENDIX A. JUSTIFICATION OF THE CLOSURE ALGORITHM

The purpose of this section is to clarify how the Closure Algorithm (Section 6) relates to the algorithm we published in [BAH20], and justify the correctness of the new version. The justification amounts to a proof that the algorithm computes a set of lower bounds which is equivalent to the set computed by [BAH20]; we are thus relying on the correctness proof of [BAH20].

A.1. Background. We begin with a stock of definitions and auxiliary results from [BAH20]. This subsection contains no novel material and is included for completeness.

Definition A.1 (Subsumption order). For τ -multivariate polynomials p, q we define $p \triangleleft q$ to hold if for every monomial \mathbf{m} of p some multiple of \mathbf{m} appears in q . We then say that p is subsumed by q .

For example, we have $x_1x_2 \triangleleft \tau x_1x_2 + x_3$. Moreover, $x_1 + \tau x_1 \triangleleft \tau x_1$. It should be clear that this order agrees with the asymptotic growth-rate order commonly denoted by $p = O(q)$. The definition is extended to MPs component-wise. Note that \triangleleft is a coarser relation than the fragment relation \sqsubseteq , i.e., $\mathbf{p} \sqsubseteq \mathbf{q} \Rightarrow \mathbf{p} \triangleleft \mathbf{q}$. For example, x_1x_2 is not a fragment of τx_1x_2 , but is subsumed by it.

Definition A.2. $\mathbf{p} \in \tau\text{MPol}$ is called *idempotent* if $\mathbf{p} \bullet \mathbf{p} = \mathbf{p}$.

Note that this is composition in the abstract domain. So, for instance, $\langle x_1, x_2 \rangle$ is idempotent, and so is $\langle x_1 + x_2, x_2 \rangle$, while $\langle x_1x_2, x_2 \rangle$ and $\langle x_1 + x_2, x_1 \rangle$ are not.

In [BAH20], we introduced the dependence graph of a MP and stated important structural properties of dependence graphs associated with idempotent transitions. This led us to the definition of the class which we called *neat MPs*.

Definition A.3. Let $\mathbf{p} \in \tau\text{MPol}$. Its *dependence graph* $G(\mathbf{p})$ is a directed graph with node set $[n]$. The graph includes an arc $i \rightarrow j$ if and only if $\mathbf{p}[j]$ depends on x_i .

Intuitively, $G(\mathbf{p})$ shows the data flow in the transition represented by \mathbf{p} . It is easy to see that paths in the graph correspond to data-flow effected by a sequence of transitions. For instance, if we have a path $i \rightarrow j \rightarrow k$ in $G(\mathbf{p})$, then x_i will appear in the expression $(\mathbf{p} \circ \mathbf{p})[k]$.

Lemma A.4. Suppose that the SDL \mathcal{S} is polynomially bounded, $\mathbf{p} \in \tau\text{MPol}$ is attainable over \mathcal{S} , and $\alpha(\mathbf{p})$ is idempotent. Then $G(\mathbf{p})$ does not have any simple cycle longer than one arc. In other words, it consists of a directed acyclic graph (DAG) plus some self-loops (we call this quasi-acyclic).

We assume that the loop under analysis is polynomially bounded; therefore we can rely on the above property of $G(\mathbf{p})$, being quasi-acyclic. We assume, w.l.o.g., that the variables are indexed in an order consistent with $G(\mathbf{p})$, so that if x_i depends on x_j then $j \leq i$. We shall refer to an (abstract) MP satisfying this as being *neat*⁴.

⁴Readers who like linear algebra may draw some intuition about neat MPs from thinking about triangular matrices whose diagonal elements are in $\{0, 1\}$.

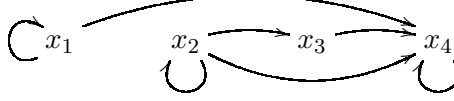


Figure 7: Dependence graph for the example MP. Nodes are labeled x_j rather than just j for readability.

A.2. The Old Closure Algorithm. We now recall the algorithm from [BAH20], to facilitate its comparison with the current version. We are only considering the SDL analysis component—the rest is identical. The following function from [BAH20] is equivalent in role to function LC (Equation 6.1):

$\text{SOLVE}(\mathcal{S})$

- (1) Set $T = \mathcal{S}$.
- (2) Repeat the following steps until T remains fixed:
 - (a) Closure: Set T to $Cl(T)$.
 - (b) Generalization: For all $\mathbf{p} \in T$ such that $\mathbf{p} \bullet \mathbf{p} = \mathbf{p}$, add \mathbf{p}^τ to T .

The reader may have noticed that in this algorithm, generalization is applied to idempotent elements, instead of iterative elements. As an idempotent element is not necessarily iterative, the definition of generalization we used (Definition 6.13) does not suffice.

Definition A.5 (extended generalization). Let $\mathbf{p} \in \tau\text{AMPol}$; define \mathbf{p}^τ by:

$$\mathbf{p}^\tau[i] = \begin{cases} \mathbf{p}[i] + \tau\mathbf{p}[i]'' & \text{if } i \in \text{SD}(\mathbf{p}) \\ \mathbf{p}[i] & \text{otherwise,} \end{cases}$$

where $\mathbf{p}[i]''$ is defined as the sum of all self-dependent monomials of $\mathbf{p}[i]$, except for x_i (we employ this notation for consistency with [BAH20]).

Note that the addition in this definition is abstract (see example below). It is easy to verify that Definition 6.13 agrees with this definition (up to subsumption) if \mathbf{p} is iterative (and, in particular, τ -free; monomials that include τ are not considered self-dependent).

Example A.6. We illustrate Definition A.5 with an example. Let $\mathbf{p} = \langle x_1, x_2, x_2, x_4 + \tau x_2 + \tau x_1 + x_1 x_2 \rangle$. Then $\text{SD}(\mathbf{p}) = \{1, 2, 4\}$. This τ -AMP is not iterative, because of the τ -monomials in $\mathbf{p}[4]$. However, it is idempotent, and applying Definition A.5, $\mathbf{p}^\tau = \langle x_1, x_2, x_2, x_4 + \tau x_2 + \tau x_1 + \tau x_1 x_2 \rangle$. Note also that \mathbf{p} is neat: $G(\mathbf{p})$ is shown in Figure 7.

Example A.7. Next, we give an example for a complete computation of SOLVE . We consider the loop

loop X_3 { $X_1 := X_1 + X_2$; $X_2 := X_2 + X_3$; $X_4 := X_3$ }

The body of the loop is evaluated symbolically and yields the abstract multi-polynomial:

$$\mathbf{p} = \langle x_1 + x_2, x_2 + x_3, x_3, x_3 \rangle$$

This singleton is the initial set T . To obtain $Cl(T)$, we include the identity MP, and also compute the compositions

$$\begin{aligned} (\mathbf{p})^{\bullet(2)} &= \mathbf{p} \bullet \mathbf{p} = \langle x_1 + x_2 + x_3, x_2 + x_3, x_3, x_3 \rangle; \\ (\mathbf{p})^{\bullet(3)} &= (\mathbf{p})^{\bullet(2)}. \end{aligned}$$

Here the closure computation stops. Next, in the generalization phase, since $\mathbf{p}^{\bullet(2)}$ is idempotent, we compute

$$\mathbf{q} = ((\mathbf{p})^{\bullet(2)})^\tau = \langle x_1 + \tau x_2 + \tau x_3, x_2 + \tau x_3, x_3, x_3 \rangle$$

So, the following set results:

$$\begin{aligned} &\langle x_1, x_2, x_3, x_4 \rangle, & &\langle x_1 + x_2, x_2 + x_3, x_3, x_3 \rangle \\ &\langle x_1 + x_2 + x_3, x_2 + x_3, x_3, x_3 \rangle, & &\langle x_1 + \tau x_2 + \tau x_3, x_2 + \tau x_3, x_3, x_3 \rangle \end{aligned}$$

applying closure again, we obtain some additional results:

$$\begin{aligned} \mathbf{q} \bullet \mathbf{p} &= \langle x_1 + x_2 + x_3 + \tau x_2 + \tau x_3, x_2 + x_3 + \tau x_3, x_3, x_3 \rangle \\ (\mathbf{q})^{\bullet(2)} &= \langle x_1 + \tau x_2 + \tau x_3 + \tau^2 x_3, x_2 + \tau x_3, x_3, x_3 \rangle \\ (\mathbf{q})^{\bullet(2)} \bullet \mathbf{p} &= \langle x_1 + x_2 + x_3 + \tau x_2 + \tau x_3 + \tau^2 x_3, x_2 + x_3 + \tau x_3, x_3, x_3 \rangle \end{aligned}$$

The last element is idempotent but applying generalization does not generate anything new. Thus the final set T has been reached. The reader may reconsider the source code to verify that we have indeed obtained tight bounds for the loop. Note that \mathbf{p} itself is not idempotent, but it is iterative. Our improved version of the Closure Algorithm (Section 6) would generalize \mathbf{p} , adding $\mathbf{p}^\tau = \langle x_1 + \tau x_2, x_2 + \tau x_3, x_3, x_3 \rangle$. This result is subsumed by \mathbf{q} above, showing that the final sets of bounds resulting from the two algorithms are equivalent.

Our new algorithm is simpler than the old one as it performs only one round of generalization—it does not “iterate until fixed-point” like SOLVE. This is a simplification, since we do not have to consider the issue of correctly generalizing MPs that already include τ . It can be proved that every idempotent AMP has an iterative kernel; but many AMPs which are not idempotent also have an iterative kernel. One could say that the new algorithm is more eager to generalize. The motivation for this change was to eliminate the idempotence condition: in order to judge that an AMP is idempotent we need full information about it. Our PSPACE algorithm operates with very partial information and we derive its soundness by establishing that what it generalizes is an iterative fragement of *some* AMP in the closure, which we cannot guarantee to be idempotent. Thus, we made this change in order to justify the PSPACE algorithm. Nonetheless, we believe that our current variant may be more efficient in practice than the old one, mostly because of the elimination of the outer “iterate until fixed point” loop. It would be our choice, should we prefer to implement a closure-based algorithm (perhaps because determinization of the PSPACE algorithm, which is non-deterministic, would result in a deterministic algorithm worse in practice).

A.3. Equivalence of the algorithms. We now prove that our revised algorithm gives results equivalent to the former version. Basically, we prove subsumption of the two sets of results in each other.

Lemma A.8. *Every $\mathbf{p} \in \text{SOLVE}(\mathcal{S})$ is subsumed by a member of $LC(\mathcal{S})$.*

Proof. We prove inductively, based on the structure of the algorithm, that the set T , computed by SOLVE , is subsumed by $LC(\mathcal{S})$.

Base case: $T = \mathcal{S}$ is, of course, contained in \mathcal{S} .

Induction Step 1: Setting T to $Cl(T)$ preserves the relation because $LC(\mathcal{S})$ is closed under composition, as one can clearly see from its definition.

Induction Step 2: This step adds \mathbf{p}^τ to T for idempotent AMPs \mathbf{p} . We shall now prove that $\mathbf{p}^\tau \triangleleft LC(\mathcal{S})$. We consider two sub-cases. If \mathbf{p} is τ -free, we infer that $\mathbf{p} \in Cl(\mathcal{S})$. Then it is clearly also in $LC(\mathcal{S})$. If \mathbf{p} has τ 's, we observe that $\mathbf{p}[1/\tau]$ is what one gets by performing the same *composition* operations that yielded \mathbf{p} , but skipping the generalizations. So $\mathbf{p}[1/\tau] \in Cl(\mathcal{S}) \subseteq LC(\mathcal{S})$. It is easy to see that $\mathbf{p}[1/\tau]$ is idempotent as well. Lemma A.11 shows that $\mathbf{p}[1/\tau]$ has an iterative kernel; thus $(\mathbf{p}[1/\tau])^\tau$ is formed by function Gen . Also, by IH, there is $\mathbf{q} \in LC(\mathcal{S})$ such that $\mathbf{p} \triangleleft \mathbf{q}$. Using Lemma A.9, Lemma A.10 and Lemma A.13 below, we conclude that $\mathbf{q} \bullet (\mathbf{p}[1/\tau])^\tau \bullet \mathbf{p}[1/\tau] \triangleright \mathbf{p}^\tau$. This product is in $LC(\mathcal{S})$, as we have established that each of its three factors is present in the set $Gen(Cl(\mathcal{S}))$. \square

Lemma A.9. *For $p, q \in \tau\text{APo1}$ and $\mathbf{r} \in \tau\text{AMPo1}$, if $\mathbf{q} \triangleright \mathbf{p}$ then $\mathbf{q} \bullet \mathbf{r} \triangleright \mathbf{p} \bullet \mathbf{r}$.*

Proof. Let \mathbf{m} be a monomial of $\mathbf{p} \bullet \mathbf{r}$. It is obtained by substituting components $\mathbf{r}[i]$ into variables x_i of a monomial \mathbf{p} of p . Now, q is known to contain some multiple \mathbf{q} of \mathbf{p} , and clearly substituting \mathbf{r} in \mathbf{q} yields a multiple of \mathbf{m} . \square

Lemma A.10. *Let $\mathbf{p} \in \tau\text{AMPo1}$ be idempotent and neat. Then $\mathbf{p} \bullet (\mathbf{p}[1/\tau])^\tau \triangleright \mathbf{p}^\tau$.*

Proof. We prove, by induction on i , that the inequality holds for the first i components of the respective AMPs; we write this using “array slice notation” as $(\mathbf{p} \bullet (\mathbf{p}[1/\tau])^\tau)[1..i] \triangleright \mathbf{p}^\tau[1..i]$.

Base case: Since \mathbf{p} is neat we know that $\mathbf{p}[1] = x_1$. It is also clear that $(\mathbf{p}[1/\tau])^\tau[1] = x_1$. Consequently, $\mathbf{p} \bullet (\mathbf{p}[1/\tau])^\tau[1] = x_1 = \mathbf{p}^\tau[1]$.

Induction step: let $i > 1$. If $i \notin \text{SD}(\mathbf{p})$, then $\mathbf{p}[i]$ only depends on variables x_j with $j < i$. This allows us to use the induction hypothesis:

$$\begin{aligned}
 \mathbf{p} \bullet (\mathbf{p}[1/\tau])^\tau[i] &= \mathbf{p} \bullet \mathbf{p} \bullet (\mathbf{p}[1/\tau])^\tau[i] && \text{by idempotence} \\
 &= \mathbf{p}[i] \bullet \mathbf{p} \bullet (\mathbf{p}[1/\tau])^\tau && \\
 &\triangleright \mathbf{p}[i] \bullet \mathbf{p}^\tau && \text{by IH} \\
 &\triangleright \mathbf{p}[i] \bullet \mathbf{p} = \mathbf{p}[i] = \mathbf{p}^\tau[i] && \text{by Def. A.5.}
 \end{aligned}$$

If $i \in \text{SD}(\mathbf{p})$, then $\mathbf{p}[i] = x_i + p_i(\mathbf{x}, \tau)$ where p_i only depends on variables x_j with $j < i$. For conciseness, define \mathbf{q} to be $\mathbf{p} \bullet (\mathbf{p}[1/\tau])^\tau$. Now by idempotence of \mathbf{p} :

$$\begin{aligned}
(\mathbf{p} \bullet (\mathbf{p}[1/\tau])^\tau)[i] &= (\mathbf{p} \bullet \mathbf{p} \bullet (\mathbf{p}[1/\tau])^\tau)[i] \\
&= \mathbf{p}[i] \bullet \mathbf{q} \\
&= \mathbf{q}[i] + p_i \bullet \mathbf{q} \\
&\triangleright (\mathbf{p}[1/\tau])^\tau[i] + p_i \bullet \mathbf{q} && \text{since } \mathbf{p}[i] \triangleright x_i \\
&\triangleright x_i + \tau(\mathbf{p}[1/\tau])[i]'' + p_i \bullet \mathbf{q} && \text{by Def. A.5} \\
&\triangleright x_i + \tau\mathbf{p}[i]'' + p_i \bullet \mathbf{q} && \text{since } \mathbf{p}[i]'' \text{ is } \tau\text{-free} \\
&= x_i + p_i \bullet \mathbf{q} + \tau\mathbf{p}[i]'' \\
&\triangleright x_i + p_i \bullet \mathbf{p}^\tau + \tau\mathbf{p}[i]'' && \text{by IH} \\
&\triangleright x_i + p_i \bullet \mathbf{p} + \tau\mathbf{p}[i]'' \\
&= (\mathbf{p} \bullet \mathbf{p})[i] + \tau\mathbf{p}[i]'' \\
&\triangleright \mathbf{p}[i] + \tau\mathbf{p}[i]'' = \mathbf{p}^\tau[i].
\end{aligned}$$

□

Lemma A.11. *Assume that $\mathbf{p} \in \text{AMPol}$ is taken from the closure set $Cl(S)$ of a polynomially-bounded SDL. If \mathbf{p} is idempotent, then $G(\mathbf{p})$ is quasi-acyclic and $\langle \mathbf{p} \rangle$ exists.*

Proof. $G(\mathbf{p})$ is quasi-acyclic by Lemma A.4 above. Thus, w.l.o.g., it is neat (that is, the variables are indexed to match the DAG order). To show that $\langle \mathbf{p} \rangle$ exists we argue that every $\mathbf{p}[i]$ includes at least one self-dependent monomial. To prove this, assume the contrary. Let $\mathbf{p}[i]$ be the highest entry that includes no self-dependent monomials. Let x_j , $j \leq i$, be the highest non-self-dependent variable included in $\mathbf{p}[i]$. Note that $j < i$; since if $j = i$ the occurrence can only be in the monomial x_i (by polynomial boundedness) and thus there is a self-dependent monomial. Consider the calculation of $\mathbf{p}[i] \bullet (\mathbf{p})$: every x_k in the polynomial $\mathbf{p}[i]$ is substituted with $\mathbf{p}[k]$. Since $k \leq j < i$, $\mathbf{p}[k]$ cannot include x_j . Consequently, $\mathbf{p}[i] \bullet \mathbf{p}$ does not include x_j . Thus \mathbf{p} is not idempotent. By contradiction we deduce that $\langle \mathbf{p} \rangle$ does exist. □

Lemma A.12. *Assume that $\mathbf{p} \in \text{AMPol}$ is taken from the closure set of a polynomially-bounded SDL. If \mathbf{p} is idempotent, then $\langle \mathbf{p} \rangle \bullet \mathbf{p} = \mathbf{p}$.*

Proof. W.l.o.g., we assume \mathbf{p} to be neat. Clearly, $\langle \mathbf{p} \rangle \sqsubset \mathbf{p}$ and consequently $\langle \mathbf{p} \rangle \bullet \mathbf{p} \sqsubset \mathbf{p} \bullet \mathbf{p} = \mathbf{p}$. Now, assume that equality does not hold. Let \mathbf{m} be a lexicographically biggest monomial⁵ that appears in \mathbf{p} and is missing in $\langle \mathbf{p} \rangle \bullet \mathbf{p}$. Consider the calculation of $\mathbf{p} \bullet \mathbf{p}$. It generates \mathbf{m} by substituting monomials from the right-hand instance of \mathbf{p} for the variables of a certain monomial \mathbf{n} taken from the left-hand instance. Because \mathbf{p} is neat, substitution replaces a variable x_i either by x_i itself or by a lexicographically-smaller monomial. If all the variables of \mathbf{n} could be replaced by themselves, then $\mathbf{n} = \mathbf{m}$ would be a self-dependent monomial and therefore present in $\langle \mathbf{p} \rangle$ and in $\langle \mathbf{p} \rangle \bullet \mathbf{p}$. We conclude that some variables in \mathbf{n} are not self-dependent. It is further easy to see that \mathbf{m} is lexicographically smaller than \mathbf{n} . By the choice of \mathbf{m} , it follows that \mathbf{n} appears in $\langle \mathbf{p} \rangle \bullet \mathbf{p}$. But then \mathbf{m} is present in

⁵Monomials are ordered lexicographically by viewing $x_1^{d_1} \dots x_n^{d_n}$ as $\langle d_n, \dots, d_1 \rangle$. The reversal of the list has the effect that dropping the highest-numbered variable makes a monomial smaller, even if other degrees go up.

$(\langle \mathbf{p} \rangle \bullet \mathbf{p}) \bullet \mathbf{p}$ which equals $\langle \mathbf{p} \rangle \bullet \mathbf{p}$ (by associativity of composition and idempotence of \mathbf{p}). A contradiction has been shown. \square

Lemma A.13. *Assume that $\mathbf{p} \in \text{AMPol}$ is taken from the closure set of a polynomially-bounded SDL. If \mathbf{p} is idempotent, then $\langle \mathbf{p} \rangle^\tau \bullet \mathbf{p} \triangleright \mathbf{p}^\tau$.*

Proof. We already know that every monomial \mathbf{m} of \mathbf{p} appears in $\langle \mathbf{p} \rangle \bullet \mathbf{p}$ and therefore either \mathbf{m} or $\tau\mathbf{m}$ appears in $\langle \mathbf{p} \rangle^\tau \bullet \mathbf{p}$. So we have covered all the monomials of \mathbf{p}^τ except those affected by generalization, namely those included in the polynomials $\mathbf{p}[i]''$. By definition of $\mathbf{p}[i]''$, they are self-dependent and also appear in $\langle \mathbf{p} \rangle$. In fact, $\langle \mathbf{p} \rangle[i] = x_i + \mathbf{p}[i]''$ and $\langle \mathbf{p} \rangle^\tau[i] = x_i + \tau\mathbf{p}[i]''$. Substituting, we find that $(\langle \mathbf{p} \rangle^\tau \bullet \mathbf{p})[i] \sqsupset x_i + \tau\mathbf{p}[i]''$. The statement of the lemma follows. \square

The proof of Lemma A.8 is now complete, and we move on to the converse subsumption. We will begin this time with an auxiliary result.

Lemma A.14. *Let \mathcal{S} be a polynomially-bounded SDL, and let $\mathbf{p} \in Cl(\mathcal{S})$. Then there is a $k > 0$ such that $\mathbf{p}^{(k)}$, the AMP representation of a k -fold application of \mathbf{p} , is idempotent.*

Proof. This follows from the fact that $Cl(\mathcal{S})$ is finite (an easy consequence of polynomial boundedness). Finiteness implies that the sequence $\mathbf{p}^{(i)}$ must repeat elements. If $\mathbf{p}^{(i)} = \mathbf{p}^{(i+k)}$, $k > 0$, then for any $j \geq i$, $\mathbf{p}^{(j)} = \mathbf{p}^{(j+k)}$. Assuming (w.l.o.g.) $k \geq i$, we have $\mathbf{p}^{(k)} = \mathbf{p}^{(2k)}$, so $\mathbf{p}^{(k)}$ is idempotent. \square

Lemma A.15. *Let \mathcal{S} be a polynomially-bounded SDL, and let \mathbf{q} be an iterative fragment of any $\mathbf{p} \in Cl(\mathcal{S})$. Then*

- (1) $\mathbf{q}^{(i)}$ is also iterative;
- (2) $\mathbf{q}^{(i)} \sqsubset \mathbf{p}^{(i)}$;
- (3) $\mathbf{q}^{(i)} \sqsubset \mathbf{q}^{(i+1)}$.

Proof. (1) It is easy to see that if $i \in \text{SD}(\mathbf{q})$, then $i \in \text{SD}(\mathbf{q}^{(i)})$ for any i . On the other hand, as each component of \mathbf{q} only depends on the self-dependent variables, the same is true for $\mathbf{q}^{(i)}$; thus $\mathbf{q}^{(i)}$ is iterative. In fact, it has the same set of self-dependent variables.

(2) This is true because $\mathbf{q} \sqsubset \mathbf{p}$ implies $\mathbf{q} \bullet \mathbf{r} \sqsubset \mathbf{p} \bullet \mathbf{r}$ for any \mathbf{r} .

(3) Let \mathbf{m} be a monomial of $\mathbf{q}^{(i)}$. When we compose $\mathbf{q}^{(i)}$ over \mathbf{q} (to obtain $\mathbf{q}^{(i+1)}$), we substitute $\mathbf{q}[j]$ for each variable x_j in \mathbf{m} . Since $j \in \text{SD}(\mathbf{q})$, we have $x_j \sqsubset \mathbf{q}[j]$. Thus, among the monomials resulting from this substitution, there is a monomial identical to \mathbf{m} . \square

Lemma A.16. *Every $\mathbf{p} \in LC(\mathcal{S})$ is subsumed by a member of $\text{SOLVE}(\mathcal{S})$.*

Proof. We proceed by three steps, following the definition of LC . First, if $\mathbf{p} \in Cl(\mathcal{S})$ then it is clearly also in $\text{SOLVE}(\mathcal{S})$. Next, consider $\langle \mathbf{p} \rangle^\tau$ for $\mathbf{p} \in Cl(\mathcal{S})$. By Lemma A.14, choose k such that $\mathbf{p}^{(k)}$ is idempotent. Hence $(\mathbf{p}^{(k)})^\tau \in \text{SOLVE}(\mathcal{S})$. Applying Lemma A.15 to $\langle \mathbf{p} \rangle$, we obtain:

$$\langle \mathbf{p} \rangle \sqsubset \langle \mathbf{p} \rangle^{(k)} \sqsubset \mathbf{p}^{(k)}$$

Moreover, it is not hard to extend these inequalities to

$$\langle \mathbf{p} \rangle^\tau \sqsubset (\langle \mathbf{p} \rangle^{(k)})^\tau \sqsubset (\mathbf{p}^{(k)})^\tau$$

Thus $\langle \mathbf{p} \rangle^\tau$ is subsumed by a member of $\text{SOLVE}(\mathcal{S})$.

Finally, generalized AMPs are subjected to composition-closure again, but its results will certainly be subsumed by corresponding compositions in $\text{SOLVE}(\mathcal{S})$, as the latter is closed under composition, and composition respects the subsumption order. \square

APPENDIX B. AN ILLUSTRATION OF ADDITION-REMOVING TRANSFORMATIONS

In this appendix we illustrate two transformations that convert a loop body to addition-free code, but in two different ways: they are used in Section 9.3 and in Section 12, respectively. Consider the following loop.

```
loop X5 {
  choose
    { X3 := X1; X4 := X2 }
  or
    X1 := X3 + X4
}
```

Both reductions are based on evaluating the loop with Ev_M (Section 7). One possible execution path simulates two iterations, where the first chooses the first branch (two assignments) and the second, the other branch (an addition); this corresponds to executing the code

```
X3 := X1; X4 := X2;
X1 := X4
```

Due to the non-deterministic interpretation of addition, we get two possible matrices:

$$A = \begin{bmatrix} \varepsilon & 0 & 1 & 0 & 0 \\ 1 & 1 & 0 & 1 & 0 \\ 0 & 0 & 0 & 0 & 0 \\ 0 & 0 & 0 & 0 & 0 \\ 0 & 0 & 0 & 0 & 1 \end{bmatrix}, \quad B = \begin{bmatrix} 1 & 0 & 1 & 0 & 0 \\ \varepsilon & 1 & 0 & 1 & 0 \\ 0 & 0 & 0 & 0 & 0 \\ 0 & 0 & 0 & 0 & 0 \\ 0 & 0 & 0 & 0 & 1 \end{bmatrix} \quad (\text{B.1})$$

The first choice results in the addition of the instruction $X_1 := X_1 * X_5$, while the second does not add a multiplication, since matrix B has no ε on the diagonal. Another execution path simulates four iterations, performing the following assignments:

```
X1 := X3 + X4;
X3 := X1; X4 := X2;
X1 := X3 + X4;
X3 := X1; X4 := X2;
```

the reader is invited to verify that three matrices can ensue:

$$C = \begin{bmatrix} 0 & 0 & 0 & 0 & 0 \\ 1 & 1 & 1 & 1 & 0 \\ \varepsilon & 0 & \varepsilon & 0 & 0 \\ \varepsilon & 0 & \varepsilon & 0 & 0 \\ 0 & 0 & 0 & 0 & 1 \end{bmatrix}, \quad D = \begin{bmatrix} 0 & 0 & 0 & 0 & 0 \\ \varepsilon & 0 & \varepsilon & 0 & 0 \\ 1 & 1 & 1 & 1 & 0 \\ \varepsilon & 0 & \varepsilon & 0 & 0 \\ 0 & 0 & 0 & 0 & 1 \end{bmatrix}, \quad E = \begin{bmatrix} 0 & 0 & 0 & 0 & 0 \\ \varepsilon & 0 & \varepsilon & 0 & 0 \\ \varepsilon & 0 & \varepsilon & 0 & 0 \\ 1 & 1 & 1 & 1 & 0 \\ 0 & 0 & 0 & 0 & 1 \end{bmatrix} \quad (\text{B.2})$$

The execution that generates A recognizes that $A_{33} = \varepsilon$ and that the matrix is iterative and so adds $X_3 := X_3 * X_5$. Matrix B has no ε on the diagonal and matrix C is not iterative, so they do not generate multiplications.

Now, according to the transformation described in *Section 9.3*, the following code will be included in the transformed loop body:

```

choose
  X3 := X1; X4 := X2;
  X1 := X4;
  X1 := X1*X5                                path A
or
  X3 := X1; X4 := X2;
  X1 := X3                                path B
or
  X1 := X3;
  X3 := X1; X4 := X2;
  X1 := X4;
  X3 := X1; X4 := X2;                                path C
  X3 := X3*X5
etc.

```

On the other hand, the transformation described in *Section 12* adds the multiplications in a separate branch, besides turning the additions into disjunctions:

```

choose
  choose
    { X3 := X1; X4 := X2 }
  or
    choose X1 := X3 or X1 := X4
or
  choose X1 := X2*X5 or X3 := X2*X5

```

$\left. \begin{array}{l} \text{original code,} \\ \text{with addition exploded} \end{array} \right\}$
set of multiplications

Here the original body of the loop is copied verbatim and not broken into many replicated paths, which is why the latter transformation is more efficient and produces a polynomial-sized result program. However, it loses precision, because the placement of the multiplication instructions in a **choose** branch makes it is possible to execute them out of the context that produced them; in the above example, we can enter the loop and immediately execute just $X_3 := X_2 * X_5$. For certain initial states (e.g., $\langle x, x, x, x^3, x \rangle$) this yields a result that could not be reached by the original loop.