

Learning with Instance-Dependent Label Noise: A Sample Sieve Approach

Hao Cheng^{*§}, Zhaowei Zhu^{*†}, Xingyu Li[†], Yifei Gong[§], Xing Sun[§], Yang Liu[†]
[†]UC Santa Cruz, [§]Tencent YouTu Lab

Abstract

Human-annotated labels are often prone to noise, and the presence of such noise will degrade the performance of the resulting deep neural network (DNN) models. Much of the literature (with several recent exceptions) of learning with noisy labels focuses on the case when the label noise is independent from features. Practically, annotations errors tend to be instance-dependent and often depend on the difficulty levels of recognizing a certain task. Applying existing results from instance-independent settings would require a significant amount of estimation of noise rates. Therefore, providing theoretically rigorous solutions for learning with instance-dependent label noise remains a challenge. In this paper, we propose *CORES²* (*CO*nfidence *RE*gularized *Sam*ple *S*ieve), which progressively sieves out corrupted samples. The implementation of *CORES²* does not require specifying noise rates and yet we are able to provide theoretical guarantees of *CORES²* in filtering out the corrupted examples. This high-quality sample sieve allows us to treat clean examples and the corrupted ones separately in training a DNN solution, and such a separation is shown to be advantageous in the instance-dependent noise setting. We demonstrate the performance of *CORES²* on CIFAR10 and CIFAR100 datasets with synthetic instance-dependent label noise and Clothing1M with real-world human noise. As of independent interests, our sample sieve provides a generic machinery for anatomizing noisy dataset and provides a flexible interface for various robust training techniques to further improve the performance.

1 Introduction

Deep neural networks (DNNs) have gained popularity in a wide range of applications. The remarkable success of DNNs often relies on the availability of large scale datasets. However, data annotation inevitably introduces label noise, and it is extremely expensive and time-consuming to clean up the corrupted labels. The existence of label noise can weaken the true correlation between features and labels as well as introducing artificial correlation patterns. Thus, mitigating the effects of noisy labels becomes a critical issue that needs careful treatment.

It is challenging to avoid overfitting to noisy labels, especially when the noise depends on both true labels Y and features X . Unfortunately, this often tends to be the case where human annotations are prone to different levels of errors for tasks with varied difficulty levels. For such instance-dependent (or feature-dependent, instance-based) label noise settings, theory-supported works usually focus on loss-correction which requires estimating noise rates (Xia et al., 2020; Berthon et al., 2020). Recent work by Cheng et al. (2020) addresses the bounded instance-based noise by firstly learning the noisy distribution and then distill examples according to some thresholds.¹ However, with a limited size of dataset, learning an accurate noisy distribution for each sample is a non-trivial task. Additionally, the size and the quality of distilled samples are sensitive to the thresholds for distillation.

Departing from the above line of works, we design a sample sieve with theoretical guarantees to provide a high-quality splitting of clean and corrupted samples without the need of estimating

^{*}Equal contributions in alphabetical ordering. Hao Cheng leads experiments and Zhaowei Zhu leads theories. Correspondence to: Yang Liu <yangliu@ucsc.edu>, Zhaowei Zhu <zwzhu@ucsc.edu>

¹The proposed solution is primarily studied for the binary case in Cheng et al. (2020).

noise rates. Instead of learning the noisy distributions or noise rates, we design a regularization term to help improve the confidence of the learned classifier, which is proven to help safely sieve out corrupted samples. With the division between “clean” and “corrupted” samples, our training enjoys performance improvements by treating the clean samples (using standard loss) and the corrupted ones (using an unsupervised consistency loss) separately.

We summarize our main contributions: 1) We propose a novel confidence regularization (CR) term and guarantee theoretically that, under mild assumptions, minimizing the confidence regularized cross-entropy (CE) loss on the instance-based noisy distribution is equivalent to minimizing the pure CE loss on the corresponding “unobservable” clean distribution. 2) We provide a theoretically sound sample sieve that simply compares the sample’s regularized loss with a closed-form threshold explicitly determined by predictions from a trained model (again using our confidence regularized loss), without any extra estimates. 3) To the best of our knowledge, the proposed *CORES*² (*CO*nfidence *RE*gularized *S*ample *S*ieve) is the first method that is thoroughly studied for a multi-class classification problem, has theoretical guarantees to avoid overfitting to instance-dependent label noise, and provides high-quality division without knowing or estimating noise rates. 4) By *decoupling* the regularized loss into separate additive terms, we also provide a novel and promising mechanism for understanding and controlling the effects of general instance-dependent label noise. 5) *CORES*² achieves competitive performance on multiple datasets, including CIFAR-10, CIFAR-100 and Clothing1M, under different label noise settings.

Other related works In addition to recent works by Xia et al. (2020), Berthon et al. (2020), and Cheng et al. (2020), we briefly overview other most relevant references. Detailed related work is left to Appendix A. Making the loss function robust to label noise is important for building a robust machine learning model (Zhang et al., 2016). One popular direction is to perform *loss correction*, which first estimates transition matrix and then performs correction via forward or backward propagation (Patrini et al., 2017; Vahdat, 2017; Xiao et al., 2015). The other line of work focuses on designing specific losses without estimating transition matrix (Natarajan et al., 2013; Xu et al., 2019; Liu & Guo, 2020). However, these works assume the label noise is instance-independent which limits their extension. Another approach is *sample selection* (Jiang et al., 2017; Han et al., 2018; Yu et al., 2019; Yao et al., 2020; Wei et al., 2020), which selects the “small loss” samples as clean ones. However, we find this approach only works well on the instance-independent label noise. Approaches such as label correction (Veit et al., 2017; Li et al., 2017; Han et al., 2019) or semi-supervised learning (Li et al., 2020; Nguyen et al., 2019) also lack guarantees for the instance-based label noise.

2 CORES²: COntidence REgularized Sample Sieve

Consider a classification problem on a set of N training samples denoted by $D := \{(x_n, y_n)\}_{n \in [N]}$, where $[N] := \{1, 2, \dots, N\}$ is the set of sample indices. Samples (x_n, y_n) are drawn according to random variables $(X, Y) \in \mathcal{X} \times \mathcal{Y}$ from a joint distribution \mathcal{D} . Let \mathcal{D}_X and \mathcal{D}_Y be the marginal distributions of X and Y . The classification task aims to identify a classifier $f : \mathcal{X} \rightarrow \mathcal{Y}$ that maps X to Y accurately. One common approach is minimizing the empirical risk using DNNs with respect to the cross-entropy loss defined as $\ell(f(x), y) = -\ln(f_x[y])$, $y \in [K]$, where $f_x[y]$ denotes the y -th component of $f(x)$ and K is the number of classes. In real-world applications, such as human annotated images (Krizhevsky et al., 2012; Zhang et al., 2017) and medical diagnosis (Agarwal et al., 2016), the learner can only observe a set of noisy labels. For instance, human annotators may wrongly label some images containing cats as ones that contain dogs by accident, or irresponsibly. The label noise of each instance is characterized by a noise transition matrix $T(X)$, where each element $T_{ij}(X) := \mathbb{P}(\tilde{Y} = j | Y = i, X)$. The corresponding noisy dataset² and distribution are denoted by $\tilde{D} := \{(x_n, \tilde{y}_n)\}_{n \in [N]}$ and $\tilde{\mathcal{D}}$. Let $\mathbb{1}(\cdot)$ be the indicator function taking value 1 when the specified condition is satisfied and 0 otherwise. Similar to the goals in surrogate loss (Natarajan et al., 2013), L_{DMI} (Xu et al., 2019) and peer loss (Liu & Guo, 2020), we aim to learn a classifier f from the noisy distribution $\tilde{\mathcal{D}}$ which also minimizes $\mathbb{P}(f(X) \neq Y)$, $(X, Y) \sim \mathcal{D}$. Beyond their

²In this paper, the noisy dataset refers to a dataset with noisy samples. A noisy sample is either a clean sample (whose label is true) or a corrupted sample (whose label is wrong).

results, we attempt to propose *a theoretically sound approach addressing a general instance-based noise regime without knowing or estimating noise rates*.

2.1 Confidence Regularization

In this section, we present a new confidence regularizer (CR). Our design of the CR is mainly motivated by a recently proposed robust loss function called peer loss (Liu & Guo, 2020). For each sample (x_n, \tilde{y}_n) , peer loss has the following form:

$$\ell_{\text{PL}}(f(x_n), \tilde{y}_n) := \ell(f(x_n), \tilde{y}_n) - \ell(f(x_{n_1}), \tilde{y}_{n_2}),$$

where $(x_{n_1}, \tilde{y}_{n_1})$ and $(x_{n_2}, \tilde{y}_{n_2})$ are two randomly sampled and paired peer samples (with replacement) for n . Let X_{n_1} and Y_{n_2} be the corresponding random variables. Note X_{n_1}, \tilde{Y}_{n_2} are two independent and uniform random variables being each $x_{n'}, n' \in [N]$ and $\tilde{y}_{n'}, n' \in [N]$ with probability $\frac{1}{N}$ respectively: $\mathbb{P}(X_{n_1} = x_{n'} | \tilde{D}) = \mathbb{P}(\tilde{Y}_{n_2} = y_{n'} | \tilde{D}) = \frac{1}{N}, \forall n' \in [N]$. Let $\mathcal{D}_{\tilde{Y}|\tilde{D}}$ be the distribution of \tilde{Y}_{n_2} given dataset \tilde{D} . Peer loss then has the following equivalent form in expectation:

$$\begin{aligned} & \frac{1}{N} \sum_{n \in [N]} \mathbb{E}_{X_{n_1}, \tilde{Y}_{n_2} | \tilde{D}} [\ell(f(x_n), \tilde{y}_n) - \ell(f(X_{n_1}), \tilde{Y}_{n_2})] \\ &= \frac{1}{N} \sum_{n \in [N]} \left[\ell(f(x_n), \tilde{y}_n) - \sum_{n' \in [N]} \mathbb{P}(X_{n_1} = x_{n'} | \tilde{D}) \mathbb{E}_{\mathcal{D}_{\tilde{Y}|\tilde{D}}} [\ell(f(x_{n'}), \tilde{Y})] \right] \\ &= \frac{1}{N} \sum_{n \in [N]} \left[\ell(f(x_n), \tilde{y}_n) - \mathbb{E}_{\mathcal{D}_{\tilde{Y}|\tilde{D}}} [\ell(f(x_n), \tilde{Y})] \right]. \end{aligned}$$

This result characterizes a new loss denoted by ℓ_{CA} :

$$\ell_{\text{CA}}(f(x_n), \tilde{y}_n) := \ell(f(x_n), \tilde{y}_n) - \mathbb{E}_{\mathcal{D}_{\tilde{Y}|\tilde{D}}} [\ell(f(x_n), \tilde{Y})]. \quad (1)$$

Though not studied rigorously by Liu & Guo (2020), we show ℓ_{CA} defined in Eqn. (1) encourages confident predictions³ from f :

Theorem 1. *For $\ell_{\text{CA}}(f(x_n), \tilde{y}_n)$, solutions satisfying $f_{x_n}[i] > 0, \forall i \in [K]$ are not locally optimal.*

See Appendix B.2 for the proof. Particularly, in binary cases, we have constraint $f(x_n)[0] + f(x_n)[1] = 1$. Following Theorem 1, we know minimizing $\ell_{\text{CA}}(f(x_n), \tilde{y}_n)$ w.r.t f under this constraint leads to either $f(x_n)[0] \rightarrow 1$ or $f(x_n)[1] \rightarrow 1$, indicating confident predictions. Therefore, the addition of term $-\mathbb{E}_{\mathcal{D}_{\tilde{Y}|\tilde{D}}} [\ell(f(x_n), \tilde{Y})]$ help improve the confidence of the learned classifier. Inspired by the above observation, we define the following confidence regularizer:

$$\textbf{Confidence Regularizer: } \ell_{\text{CR}}(f(x_n)) := -\beta \cdot \mathbb{E}_{\mathcal{D}_{\tilde{Y}|\tilde{D}}} [\ell(f(x_n), \tilde{Y})],$$

where β is positive and $\ell(\cdot)$ refers to the CE loss. The prior probability $\mathbb{P}(\tilde{Y}|\tilde{D})$ is counted directly from the noisy dataset. In the remaining of this paper, $\ell(\cdot)$ indicates the CE loss by default.

Why are confident predictions important? Intuitively, when model overfits to the noise, its predictions often become less confident, since the noise usually corrupts the signal encoded in the clean data. From this perspective, encouraging confident predictions plays against overfitting to label noise. Compared to instance-independent noise, the difficulties in estimating the instance-dependent noise rates largely prevent us to apply existing techniques. In addition, as shown in Manwani & Sastry (2013), the 0-1 loss function is more robust to instance-based noise but hard to optimize with. To a certain degree, pushing confident predictions results in a differentiable loss function that approximates the 0-1 loss, and therefore restores the robustness property.

ℓ_{CR} is NOT the entropy regularization Entropy regularization (ER) is a popular choice for improving confidence of the trained classifiers in the literature (Tanaka et al., 2018; Yi & Wu, 2019). Given a particular prediction probability p for a class, the ER term is based on the function $-p \ln p$, while our ℓ_{CR} is built on $\ln p$. Later we show ℓ_{CR} offers us favorable theoretical guarantees for training with instance-dependent label noise, while ER does not. In Appendix C.1, we present both theoretical and experimental evidences that ℓ_{CR} serves as a better regularizer compared to ER.

³Our observation can also help partially explain the robustness property of peer loss (Liu & Guo, 2020).

2.2 Confidence Regularized Sample Sieve

Intuitively, label noise misleads the training thus sieving corrupted samples out of datasets is beneficial. Furthermore, label noise introduces high variance during training even with the existence of ℓ_{CR} (discussed in Section 3.3). Therefore, rather than accomplishing training solely with ℓ_{CR} , we will first leverage its regularization power to design an efficient sample sieve. Similar to a general sieving process in physical words that compares the size of particles with the aperture of a sieve, we evaluate the “size” (quality, or a regularized loss) of samples and compare them with some to-be-specified thresholds, therefore the name sample sieve. In our formulation, the regularized loss $\ell(f(x_n), \tilde{y}_n) + \ell_{\text{CR}}(f(x_n))$ is employed to evaluate samples and α_n is used to specify thresholds. Specifically, we aim to solve the sample sieve problem in (2).

Confidence Regularized Sample Sieve

$$\begin{aligned} \min_{\substack{f \in \mathcal{F}, \\ v \in \{0,1\}^N}} \quad & \sum_{n \in [N]} v_n [\ell(f(x_n), \tilde{y}_n) + \ell_{\text{CR}}(f(x_n)) - \alpha_n] \\ \text{s.t.} \quad & \ell_{\text{CR}}(f(x_n)) := -\beta \cdot \mathbb{E}_{\mathcal{D}_{\tilde{Y}|\tilde{D}}} \ell(f(x_n), \tilde{Y}), \\ & \alpha_n := \frac{1}{K} \sum_{\tilde{y} \in [K]} \ell(\bar{f}(x_n), \tilde{y}) + \ell_{\text{CR}}(\bar{f}(x_n)). \end{aligned} \quad (2)$$

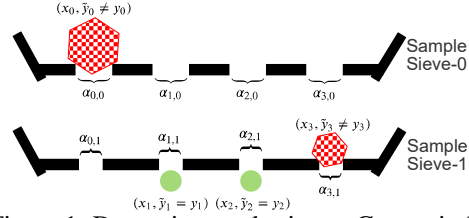


Figure 1: Dynamic sample sieves. Green circles are clean samples. Red hexagons are corrupted samples.

The crucial components in (2) are:

- $v_n \in \{0, 1\}$ indicates whether sample n is clean ($v_n = 1$) or not ($v_n = 0$);
- α_n (mimicking the aperture of a sieve) controls which sample should be sieved out;
- \bar{f} is a copy of f and does not contribute to the back-propagation. \mathcal{F} is the search space of f .

Dynamic sample sieve The problem in (2) is a combinatorial optimization which is hard to solve directly. A standard solution to (2) is to apply alternate search iteratively as follows:

- Starting at $t = 0$, $v_n^{(0)} = 1, \forall n \in [N]$.
- Confidence-regularized model update (at iteration- t):

$$f^{(t)} = \arg \min_{f \in \mathcal{F}} \sum_{n \in [N]} v_n^{(t-1)} [\ell(f(x_n), \tilde{y}_n) + \ell_{\text{CR}}(f(x_n))]; \quad (3)$$

- Sample sieve (at iteration- t):

$$v_n^{(t)} = \mathbb{1}(\ell(f^{(t)}(x_n), \tilde{y}_n) + \ell_{\text{CR}}(f^{(t)}(x_n)) < \alpha_{n,t}), \quad (4)$$

where $\alpha_{n,t} = \frac{1}{K} \sum_{\tilde{y} \in [K]} \ell(\bar{f}^{(t)}(x_n), \tilde{y}) + \ell_{\text{CR}}(\bar{f}^{(t)}(x_n))$, $f^{(t)}$ and $v^{(t)}$ refer to the specific classifier and weight at iteration- t . In DNNs, we usually update model f with one or several epochs of data instead of completely solving (3).

Figure 1 illustrates the dynamic sample sieve, where the size of each sample corresponds to the regularized loss and the aperture of a sieve is determined by $\alpha_{n,t}$. In each iteration- t , sample sieve- t “blocks” some corrupted samples by comparing a regularized sample loss with a closed-form threshold $\alpha_{n,t}$, which can be immediately obtained given current model $\bar{f}^{(t)}$ and sample (x_n, \tilde{y}_n) (no extra estimation needed). In the contrast, most sample selection works (Han et al., 2018; Yu et al., 2019; Wei et al., 2020) focus on controlling the number of the selected samples using an intuitive function, where the overall noise rate is required. Besides, the goal of existing works is often to select clean samples while our sample sieve focuses on removing the corrupted ones. We coin our solution as COntidence REGularized Sample Sieve (CORES²).

More visualizations of the sample sieve In addition to Figure 1, we visualize the superiority of our sample sieve with numerical results as Figure 2. The sieved dataset is in the form of two clusters of samples. Particularly, from Figure 2(b) and Figure 2(f), we observe that CE suffers to provide

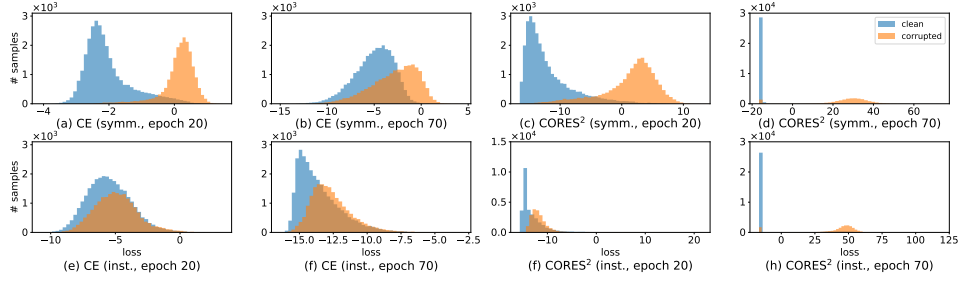


Figure 2: Loss distributions of training on CIFAR-10 with 40% symmetric noise (symm.) or 40% instance-based noise (inst.). The loss is given by $\ell(f^{(t)}(x_n), \tilde{y}_n) + \ell_{\text{CR}}(f^{(t)}(x_n)) - \alpha_{n,t}$ as (4).

a good division of clean and corrupted samples due to overfitting in the final stage of training. On the other hand, with ℓ_{CR} , there are two distinct clusters and can be separated by the threshold 0 as shown in Figure 2(d) and Figure 2(h). Comparing Figure 2(a-c) with Figure 2(e-g), we find the effect of instance-dependent noise on training is indeed different from the symmetric one, where the instance-dependent noise is more likely to cause overfitting.

3 Theoretical Guarantees of CORES²

In this section, we theoretically show the advantages of CORES². The analyses focus on showing CORES² guarantees a quality division, i.e. $v_n = \mathbb{1}(y_n = \tilde{y}_n), \forall n$, with a properly set β . To show the effectiveness of this solution, we call a model prediction on x_n is *better than random guess* if $f_{x_n}[y_n] > 1/K$, and call it *confident* if $f_{x_n}[y] \in \{0, 1\}, \forall y \in [K]$, where y_n is the clean label and y is an arbitrary label. The quality of sieving out corrupted samples is guaranteed in Theorem 2.

Theorem 2. *The sample sieve defined in (4) ensures that clean samples $(x_n, \tilde{y}_n = y_n)$ will not be identified as being corrupted if the model $f^{(t)}$'s prediction on x_n is better than random guess.*

Theorem 2 informs us that our sample sieve can progressively and safely filter out corrupted samples, and therefore improves division quality, when the model prediction on each x_n is better than random guess. The full proof is left to Appendix B.3. In the next section, we provide evidences that our trained model is guaranteed to achieve this requirement with sufficient samples.

3.1 Decoupling the Confidence Regularized Loss

The discussion of performance guarantees of the sample sieve focuses on a general instance-based noise transition matrix $T(X)$, which can induce any specific noise regime such as symmetric noise and asymmetric noise (Kim et al., 2019; Li et al., 2020). Note the feature-independency was one critical assumption in state-of-the-art theoretically guaranteed noise-resistant literatures (Natarajan et al., 2013; Liu & Guo, 2020; Xu et al., 2019) while we *do not* require. Let $T_{ij} := \mathbb{E}_{\mathcal{D}|Y=i}[T_{ij}(X)], \forall i, j \in [K]$. Theorem 3 explicitly shows the contributions of clean samples, corrupted samples, and ℓ_{CR} during training. See Appendix B.1 for the proof.

Theorem 3. (Main Theorem: Decoupling the Expected Regularized CE Loss) *In expectation, the loss with ℓ_{CR} can be decoupled as three separate additive terms:*

$$\begin{aligned} \mathbb{E}_{\tilde{\mathcal{D}}} \left[\ell(f(X), \tilde{Y}) + \ell_{\text{CR}}(f(X)) \right] &= \underbrace{\underline{T} \cdot \mathbb{E}_{\mathcal{D}}[\ell(f(X), Y)]}_{\text{Term-1}} + \underbrace{\bar{\Delta} \cdot \mathbb{E}_{\mathcal{D}_{\Delta}}[\ell(f(X), Y)]}_{\text{Term-2}} \\ &+ \underbrace{\sum_{j \in [K]} \sum_{i \in [K]} \mathbb{P}(Y = i) \mathbb{E}_{\mathcal{D}|Y=i}[(U_{ij}(X) - \beta \mathbb{P}(\tilde{Y} = j)) \ell(f(X), j)]}_{\text{Term-3}}, \end{aligned} \quad (5)$$

where $\underline{T} := \min_{j \in [K]} T_{jj}$, $\bar{\Delta} := \sum_{j \in [K]} \Delta_j \mathbb{P}(Y = j)$, $\Delta_j := T_{jj} - \underline{T}$, $U_{ij}(X) = T_{ij}(X), \forall i \neq j$, $U_{jj}(X) = T_{jj}(X) - T_{jj}$, and $\mathbb{E}_{\mathcal{D}_{\Delta}}[\ell(f(X), Y)] := \mathbb{1}(\bar{\Delta} > 0) \sum_{j \in [K]} \frac{\Delta_j \mathbb{P}(Y=j)}{\bar{\Delta}} \mathbb{E}_{\mathcal{D}|Y=j}[\ell(f(X), j)]$.

Equation (5) provides a generic machinery for anatomizing noisy datasets, where we show the effects of instance-based label noise for the ℓ_{CR} regularized loss can be decoupled into three additive terms: **Term-1** reflects the expectation of CE on clean distribution \mathcal{D} , **Term-2** shifts the clean distribution by changing the prior probability of Y , and **Term-3** characterizes how the corrupted samples (represented by $U_{ij}(X)$) might mislead/mis-weight the loss, as well as the regularization ability of ℓ_{CR} (represented by $\beta\mathbb{P}(\tilde{Y} = j)$). In addition to the design of sample sieve, this additive decoupling structure also provides a novel and promising perspective for understanding and controlling the effects of generic instance-dependent label noise.

3.2 Guarantees of the Sample Sieve

By decoupling the effects of instance-dependent noise into separate additive terms as shown in Theorem 3, we can further study under what conditions, minimizing the confidence regularized CE loss on the (*instance-dependent*) *noisy* distribution will be equivalent to minimizing the true loss incurred on the *clean* distribution, which is exactly encoded by Term-1. In other words, we would like to understand when Term-2 and Term-3 in (5) can be controlled to not disrupt the minimization of Term-1. Our next main result establishes this guarantee but will first need the following two assumptions.

Assumption 1. ($Y^* = Y$) *Clean labels are Bayes optimal* ($Y^* := \arg \max_{i \in [K]} \mathbb{P}(Y = i|X)$).

Assumption 2. (*Informative datasets*) *The noise rate is bounded as* $T_{ii}(X) - T_{ij}(X) > T_{ii} - T_{jj}, \forall i \in [K], j \in [K], j \neq i, X \sim \mathcal{D}_X$.

Feasibility of assumptions: 1) Note for many popular image datasets, e.g. CIFAR, the label of each feature is well-defined and the corresponding distribution is well-separated by human annotation. In this case, each feature X only belongs to one particular class Y . Thus Assumption 1 is generally held in classification problems. Technically, this assumption could be relaxed. We use this assumption for clean representations. 2) Assumption 2 shows the requirement of noise rates, i.e., for any feature X , a sufficient number of clean samples are necessary for dominant clean information. For example, when classes i and j have the same fraction of clean samples in the noisy dataset, i.e. $T_{ii} = T_{jj}$, we require $T_{ii}(X) - T_{ij}(X) > 0$ to ensure samples from class i are informative (Liu & Chen, 2017).

Before formally presenting the noise-resistant property of training with ℓ_{CR} , we discuss intuitions here. As discussed earlier in Section 2.1, our ℓ_{CR} regularizes the CE loss to generate/incentivize confident prediction, and thus is able to approximate the 0-1 loss to obtain its robustness property. More explicitly, from (5), ℓ_{CR} affects Term-3 with a scale parameter β . Recall that $U_{ij}(X) = T_{ij}(X), \forall i \neq j$, which is exactly the noise transition matrix. Although we have *no information* about this transition matrix, the confusion brought by $U_{ij}(X)$ can be canceled or reversed by a sufficiently large β such that $U_{ij}(X) - \beta\mathbb{P}(\tilde{Y} = j) \leq 0$. Formally, Theorem 4 shows the noise-resistant property of training with ℓ_{CR} and is proved in Appendix B.4.

Theorem 4. (*Robustness of the Confidence Regularized CE Loss*) *With Assumption 1 and 2, when*

$$\max_{i,j \in [K], X \sim \mathcal{D}_X} \frac{U_{ij}(X)}{\mathbb{P}(\tilde{Y} = j)} \leq \beta \leq \min_{\mathbb{P}(\tilde{Y}=i) > \mathbb{P}(\tilde{Y}=j), X \sim \mathcal{D}_X} \frac{T_{jj} - T_{ii} + T_{ii}(X) - T_{ij}(X)}{\mathbb{P}(\tilde{Y} = i) - \mathbb{P}(\tilde{Y} = j)}, \quad (6)$$

minimizing $\mathbb{E}_{\tilde{\mathcal{D}}}[\ell(f(X), \tilde{Y}) + \ell_{\text{CR}}(f(X))]$ is equivalent to minimizing $\mathbb{E}_{\mathcal{D}}[\ell(f(X), Y)]$.

Theorem 4 shows a sufficient condition of β for our confidence regularized CE loss to be robust to instance-dependent label noise. The bound on LHS ensures the confusion from label noise could be canceled or reversed by the β weighted confidence regularizer, and the RHS bound guarantees the model with the minimized regularized loss predicts the most frequent label in each feature w.p. 1.

Theorem 4 also provides guidelines for tuning β . Although we have no knowledge about $T_{ij}(X)$, we can roughly estimate the range of possible β . One possibly good setting of β is linearly increasing with the number of classes, e.g. $\beta = 2$ for 10 classes and $\beta = 20$ for 100 classes.

With *infinite model capacity*, minimizing $\mathbb{E}_{\mathcal{D}}[\ell(f(X), Y)]$ returns the Bayes optimal classifier (since CE is a calibrated loss) which predicts on each x_n better than random guess. Therefore, with a sufficient number of samples, minimizing $\mathbb{E}_{\tilde{\mathcal{D}}}[\ell(f(X), \tilde{Y}) + \ell_{\text{CR}}(f(X))]$ will also return a model that predicts better than random guess, then satisfying the condition required in Theorem 2 to guarantee the quality of sieved samples. Further, since the Bayes optimal classifier always predicts clean labels confidently when Assumption 1 holds, Theorem 4 also guarantees confident predictions. With such predictions, the sample sieve in (4) will achieve 100% precision on both clean and corrupted samples. This guaranteed division is summarized in Corollary 1:

Corollary 1. *When conditions in Theorem 4 hold, with infinite model capacity and sufficiently many samples, CORES² achieves $v_n = \mathbb{1}(y_n = \tilde{y}_n), \forall n \in [N]$, i.e., all the sieved clean samples are effectively clean.*

3.3 Training with Sieved Samples

We discuss the necessity of a dynamic sample sieve in this subsection. Despite the strong guarantee in expectation as shown Theorem 4, performing direct Empirical Risk Minimization (ERM) of the regularized loss is likely to return a sub-optimal solution. Although Theorem 4 guarantees the equivalence of minimizing two first-order statistics, their *second-order statistics* are also important for estimating the expectation when samples are finite. Intuitively, Term-1 $\underline{T} \cdot \mathbb{E}_{\mathcal{D}}[\ell(f(X), Y)]$ primarily helps distinguish a good classifier from a bad one on the clean distribution. The existence of the leading constant \underline{T} reduces the power of the above discrimination, as effectively the gap between the expected losses become smaller as noise increases (\underline{T} will decrease). Therefore we would require more samples to recognize the better model. Equivalently, the variance of the selection becomes larger. In Appendix C.2, we also offer an explanation from the variance’s perspective. For some instances with extreme label noise, the β satisfying Eqn. (6) in Theorem 4 may not exist. In such case, these instances cannot be properly used and other auxiliary techniques are necessary (e.g., sample pruning).

Sieving out the corrupted examples from the clean ones allows us a couple of better solutions. First, we can focus on performing ERM using these sieved clean samples only. We derive the risk bound for training with these clean samples in Appendix C.3. Secondly, leveraging the sample sieve to distinguish clean samples from corrupted ones provides a flexible interface for various robust training techniques such that the performance can be further improved. For example, semi-supervised learning techniques can be applied (see section 4 for more details).

4 Experiments

Now we present experimental evidences of how CORES² works.

Datasets: CORES² is evaluated on three benchmark datasets: CIFAR-10, CIFAR-100 (Krizhevsky et al., 2009) and Clothing1M (Xiao et al., 2015). Following the convention from Xu et al. (2019), we use ResNet34 for CIFAR-10 and CIFAR-100 and ResNet50 for Clothing1M.

Noise type: We experiment with three types of label noise: symmetric, asymmetric and instance-dependent label noise. Symmetric noise is generated by randomly flipping a true label to the other possible labels w.p. ε (Kim et al., 2019), where ε is called the noise rate. Asymmetric noise is generated by flipping the true label to the next class (i.e., label $i \rightarrow i+1, \mod K$) w.p. ε . Instance-dependent label noise is a more challenging setting and we generate instance-dependent label noise following the method from Xia et al. (2020) (See Appendix D.3 for details). In expectation, the noise rate ε for all noise regimes is the overall ratio of corrupted samples in the whole dataset.

Consistency training after the sample sieve: Let τ be the last iteration of CORES². Define $L(\tau) := \{n | n \in [N], v_n^{(\tau)} = 1\}$, $H(\tau) := \{n | n \in [N], v_n^{(\tau)} = 0\}$, $\tilde{D}_{L(\tau)} := \{(x_n, \tilde{y}_n) : n \in L(\tau)\}$, $\tilde{D}_{H(\tau)} := \{(x_n, \tilde{y}_n) : n \in H(\tau)\}$. Thus $\tilde{D}_{L(\tau)}$ is sieved as clean samples and $\tilde{D}_{H(\tau)}$ is filtered out as corrupted ones. Samples $(x_n, \tilde{y}_n) \in \tilde{D}_{L(\tau)}$ lead the training direction using the CE loss as $\sum_{n \in L(\tau)} \ell(f(x_n), \tilde{y}_n)$. Noting the labels in $\tilde{D}_{H(\tau)}$ are supposed to be corrupted and can distract the training, we simply drop them. On the other hand, feature information of these samples encodes useful information that we can further leverage to improve the generalization ability of models.

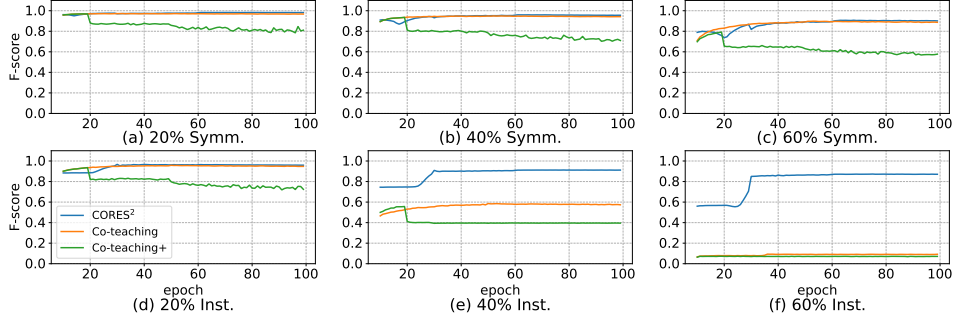


Figure 3: F-score comparisons on CIFAR10 under symmetric (Symm.) and instance-based (Inst.) label noise. $F\text{-score} := \frac{2 \cdot \text{Pre} \cdot \text{Re}}{\text{Pre} + \text{Re}}$, where $\text{Pre} := \frac{\sum_{n \in [N]} \mathbb{1}(v_n=1, y_n=\tilde{y}_n)}{\sum_{n \in [N]} \mathbb{1}(v_n=1)}$, and $\text{Re} := \frac{\sum_{n \in [N]} \mathbb{1}(v_n=1, y_n=\tilde{y}_n)}{\sum_{n \in [N]} \mathbb{1}(y_n=\tilde{y}_n)}$.

There are different ways to use this unsupervised information, in this paper, we chose to minimize the KL-divergence between predictions on the original feature and the augmented feature to make predictions consistent. This is a common option as chosen by Li et al. (2019), Xie et al. (2019), and Zhang et al. (2020). The consistency loss function in epoch- t is $\sum_{n \in H(\tau)} \ell_{\text{KL}}(f(x_n), \tilde{f}^{(t)}(x_{n,t}))$, where $\tilde{f}^{(t)}$ is a copy of the DNN at the beginning of epoch- t but without gradients. Summing the classification and consistency loss yields the total loss. See Appendix D.1 for an illustration.

Other alternatives: Checking the consistency of noisy predictions is just one possible way to leverage the additional information after sample sieve. Our basic idea of firstly sieving the dataset and then treating corrupted samples differently from clean ones admits other alternatives. There are many other possible designs after sample sieve, e.g., estimating transition matrix using sieved samples then applying loss-correction (Patrini et al., 2017; Vahdat, 2017; Xiao et al., 2015), making the consistency loss as another regularization term and retraining the model (Zhang et al., 2020), correcting the sample selection bias in clean samples and retraining (Cheng et al., 2020; Fang et al., 2020), or relabeling those corrupted samples and retraining, etc. Besides, the current structure is ready to include other techniques such as mixup (Zhang et al., 2018).

Quality of our sample sieve: Figure 3 shows the F-scores of sieved clean samples with training epochs on the symmetric and the instance-based label noise. F-score quantifies the quality of the sample sieve by the harmonic mean of precision (ratio of actual cleans samples in sieved clean ones) and recall (ratio of sieved cleans samples in actual clean ones). We compare CORES² with Co-teaching and Co-teaching+. Note the F-scores of CORES² and Co-teaching are consistently high on the symmetric noise, while CORES² achieves higher performance on the challenging instance-based label noise, especially with the 60% noise rate where the other two methods have low F-scores.

Experiments on CIFAR-10, CIFAR-100 and Clothing1M: In this section, we compare CORES² with several state-of-the-art methods on CIFAR-10 and CIFAR-100 under instance-based, symmetric and asymmetric label noise settings, which is shown on Table 1 and Table 2. CORES^{2*} denotes that we apply consistency training on the corrupted samples after the sample sieve. For a fair comparison, all the methods use ResNet-34 as the backbone. By comparing the performance of CE on the symmetric and the instance-based label noise, we note the instance-based label noise is a more challenging setting. Even though some methods (e.g., L_{DMI}) behaves well on symmetric and asymmetric label noise, they may reach low test accuracies on the instance-based label noise, especially when the noise rate is high or the dataset is more complex. However, CORES² consistently works well on the instance-based label noise and adding the consistency training gets better results. Table 3 verifies CORES² on Clothing1M, a dataset with real human label noise. Compared to the other approaches, CORES² also works fairly well on the Clothing1M dataset. See more experiments in Appendix D. We also provide source codes with detailed instructions in supplementary materials.

5 Conclusions

This paper introduces CORES², a sample sieve that is guaranteed to be robust to general instance-dependent label noise and sieve out corrupted samples, but without using explicit knowledge of the noise rates of labels. The analysis of CORES² made the assumption that the Bayes optimal labels

Table 1: Comparison of test accuracies on clean datasets under instance-based label noise.

Method	<i>Inst. CIFAR10</i>			<i>Inst. CIFAR100</i>		
	$\epsilon = 0.2$	$\epsilon = 0.4$	$\epsilon = 0.6$	$\epsilon = 0.2$	$\epsilon = 0.4$	$\epsilon = 0.6$
Cross Entropy	87.16	75.16	44.64	58.72	41.14	25.29
Forward T (Patrini et al., 2017)	88.08	82.67	41.57	58.95	41.68	22.83
L_{DMI} (Xu et al., 2019)	88.80	82.70	70.54	58.66	41.77	28.00
L_q (Zhang & Sabuncu, 2018)	86.45	69.02	32.94	58.18	40.32	23.13
Co-teaching (Han et al., 2018)	88.66	69.50	34.61	43.03	23.13	7.07
Co-teaching+ (Yu et al., 2019)	89.04	69.15	33.33	41.84	24.40	8.74
JoCoR (Wei et al., 2020)	88.71	68.97	30.27	44.28	22.77	7.54
Peer Loss (Liu & Guo, 2020)	89.33	81.09	73.73	59.92	45.76	33.61
CORES ²	89.50	82.84	79.66	61.25	47.81	37.85
CORES ^{2*}	95.42	88.45	85.53	72.91	70.66	63.08

Table 2: Comparison of test accuracies on clean datasets under symmetric/asymmetric label noise.

Method	<i>Symm. CIFAR10</i>		<i>Asymm. CIFAR10</i>		<i>Symm. CIFAR100</i>		<i>Asymm. CIFAR100</i>	
	$\epsilon = 0.4$	$\epsilon = 0.6$	$\epsilon = 0.2$	$\epsilon = 0.3$	$\epsilon = 0.4$	$\epsilon = 0.6$	$\epsilon = 0.2$	$\epsilon = 0.3$
Cross Entropy	81.88	74.14	88.59	86.14	48.20	37.41	59.20	51.40
MAE (Ghosh et al., 2017)	61.63	41.98	59.67	57.62	7.68	6.45	11.16	8.97
Forward T (Patrini et al., 2017)	83.27	75.34	89.42	88.25	53.04	41.59	64.86	64.72
L_q (Zhang & Sabuncu, 2018)	87.13	82.54	89.33	85.45	61.77	53.16	66.59	61.45
L_{DMI} (Xu et al., 2019)	83.04	76.51	89.04	87.88	52.32	40.00	60.04	52.82
NLNL (Kim et al., 2019)	92.43	88.32	93.35	91.80	66.39	56.51	63.12	54.87
SELF (Nguyen et al., 2019)	91.13	-	93.75	92.42	66.71	-	70.53	65.09
CORES ^{2*}	93.76	89.78	95.18	94.67	72.22	59.16	75.19	73.81

Table 3: The best epoch (clean) test accuracy for each method on Clothing1M.

Method	CE (Baseline)	Forward T (Patrini et al., 2017)	Co-teaching (Han et al., 2018)	JoCoR (Wei et al., 2020)	L_{DMI} (Xu et al., 2019)	PTD-R-V (Xia et al., 2020)	CORES ² (our)
Acc.	68.94	70.83	69.21	70.30	72.46	71.67	73.24

are the same as clean labels. Future directions of this work include extensions to more general cases where the Bayes optimal labels may be different from clean labels. We are also interested in exploring different possible designs of robust training with sieved samples.

References

- Vibhu Agarwal, Tanya Podchiyska, Juan M Banda, Veena Goel, Tiffany I Leung, Evan P Minty, Timothy E Sweeney, Elsie Gyang, and Nigam H Shah. Learning statistical models of phenotypes using noisy labeled training data. *Journal of the American Medical Informatics Association*, 23(6):1166–1173, 2016.
- Amr M. Alexandari, Anshul Kundaje, and Avanti Shrikumar. Maximum likelihood with bias-corrected calibration is hard-to-beat at label shift adaptation. In *Proceedings of the 37th International Conference on Machine Learning, ICML ’20*, 2020.
- Ehsan Amid, Manfred KK Warmuth, Rohan Anil, and Tomer Koren. Robust bi-tempered logistic loss based on bregman divergences. In *Advances in Neural Information Processing Systems*, pp. 14987–14996, 2019.
- Eric Arazo, Diego Ortego, Paul Albert, Noel E O’Connor, and Kevin McGuinness. Unsupervised label noise modeling and loss correction. *arXiv preprint arXiv:1904.11238*, 2019.
- Peter L Bartlett and Shahar Mendelson. Rademacher and gaussian complexities: Risk bounds and structural results. *Journal of Machine Learning Research*, 3(Nov):463–482, 2002.
- Antonin Berthon, Bo Han, Gang Niu, Tongliang Liu, and Masashi Sugiyama. Confidence scores make instance-dependent label-noise learning possible. *arXiv preprint arXiv:2001.03772*, 2020.
- Jiacheng Cheng, Tongliang Liu, Kotagiri Ramamohanarao, and Dacheng Tao. Learning with bounded instance-and label-dependent label noise. In *Proceedings of the 37th International Conference on Machine Learning, ICML ’20*, 2020.
- Tongtong Fang, Nan Lu, Gang Niu, and Masashi Sugiyama. Rethinking importance weighting for deep learning under distribution shift. *arXiv preprint arXiv:2006.04662*, 2020.
- Aritra Ghosh, Himanshu Kumar, and PS Sastry. Robust loss functions under label noise for deep neural networks. In *Thirty-First AAAI Conference on Artificial Intelligence*, 2017.
- Maoguo Gong, Hao Li, Deyu Meng, Qiguang Miao, and Jia Liu. Decomposition-based evolutionary multiobjective optimization to self-paced learning. *IEEE Transactions on Evolutionary Computation*, 23(2):288–302, 2018.
- Bo Han, Quanming Yao, Xingrui Yu, Gang Niu, Miao Xu, Weihua Hu, Ivor Tsang, and Masashi Sugiyama. Co-teaching: Robust training of deep neural networks with extremely noisy labels. In *Advances in neural information processing systems*, pp. 8527–8537, 2018.
- Jiangfan Han, Ping Luo, and Xiaogang Wang. Deep self-learning from noisy labels. In *Proceedings of the IEEE International Conference on Computer Vision*, pp. 5138–5147, 2019.
- Jiayuan Huang, Arthur Gretton, Karsten Borgwardt, Bernhard Schölkopf, and Alex J Smola. Correcting sample selection bias by unlabeled data. In *Advances in neural information processing systems*, pp. 601–608, 2007.
- Lu Jiang, Zhengyuan Zhou, Thomas Leung, Li-Jia Li, and Li Fei-Fei. Mentornet: Learning data-driven curriculum for very deep neural networks on corrupted labels. *arXiv preprint arXiv:1712.05055*, 2017.
- Youngdong Kim, Junho Yim, Juseung Yun, and Junmo Kim. Nlnl: Negative learning for noisy labels. In *Proceedings of the IEEE International Conference on Computer Vision*, pp. 101–110, 2019.
- Alex Krizhevsky, Geoffrey Hinton, et al. Learning multiple layers of features from tiny images. Technical report, Citeseer, 2009.

- Alex Krizhevsky, Ilya Sutskever, and Geoffrey E Hinton. Imagenet classification with deep convolutional neural networks. In *Advances in neural information processing systems*, pp. 1097–1105, 2012.
- Junnan Li, Yongkang Wong, Qi Zhao, and Mohan S Kankanhalli. Learning to learn from noisy labeled data. In *Proceedings of the IEEE Conference on Computer Vision and Pattern Recognition*, pp. 5051–5059, 2019.
- Junnan Li, Richard Socher, and Steven C.H. Hoi. Dividemix: Learning with noisy labels as semi-supervised learning. In *International Conference on Learning Representations*, 2020. URL <https://openreview.net/forum?id=HJgExaVtwr>.
- Yuncheng Li, Jianchao Yang, Yale Song, Liangliang Cao, Jiebo Luo, and Li-Jia Li. Learning from noisy labels with distillation. In *Proceedings of the IEEE International Conference on Computer Vision*, pp. 1910–1918, 2017.
- Yang Liu and Yiling Chen. Machine-learning aided peer prediction. In *Proceedings of the 2017 ACM Conference on Economics and Computation*, pp. 63–80, 2017.
- Yang Liu and Hongyi Guo. Peer loss functions: Learning from noisy labels without knowing noise rates. In *Proceedings of the 37th International Conference on Machine Learning, ICML ’20*, 2020.
- Naresh Manwani and PS Sastry. Noise tolerance under risk minimization. *IEEE transactions on cybernetics*, 43(3):1146–1151, 2013.
- Nagarajan Natarajan, Inderjit S Dhillon, Pradeep K Ravikumar, and Ambuj Tewari. Learning with noisy labels. In *Advances in neural information processing systems*, pp. 1196–1204, 2013.
- Duc Tam Nguyen, Chaithanya Kumar Mummadi, Thi Phuong Nhung Ngo, Thi Hoai Phuong Nguyen, Laura Beggel, and Thomas Brox. Self: Learning to filter noisy labels with self-ensembling. *arXiv preprint arXiv:1910.01842*, 2019.
- Giorgio Patrini, Alessandro Rozza, Aditya Krishna Menon, Richard Nock, and Lizhen Qu. Making deep neural networks robust to label noise: A loss correction approach. In *Proceedings of the IEEE Conference on Computer Vision and Pattern Recognition*, pp. 1944–1952, 2017.
- Scott Reed, Honglak Lee, Dragomir Anguelov, Christian Szegedy, Dumitru Erhan, and Andrew Rabinovich. Training deep neural networks on noisy labels with bootstrapping. *arXiv preprint arXiv:1412.6596*, 2014.
- Jun Shu, Qian Zhao, Keyu Chen, Zongben Xu, and Deyu Meng. Learning adaptive loss for robust learning with noisy labels. *arXiv preprint arXiv:2002.06482*, 2020.
- Amos Storkey. When training and test sets are different: characterizing learning transfer. *Dataset shift in machine learning*, pp. 3–28, 2009.
- Daiki Tanaka, Daiki Ikami, Toshihiko Yamasaki, and Kiyoharu Aizawa. Joint optimization framework for learning with noisy labels. In *Proceedings of the IEEE Conference on Computer Vision and Pattern Recognition*, pp. 5552–5560, 2018.
- Arash Vahdat. Toward robustness against label noise in training deep discriminative neural networks. In *Advances in Neural Information Processing Systems*, pp. 5596–5605, 2017.
- Andreas Veit, Neil Alldrin, Gal Chechik, Ivan Krasin, Abhinav Gupta, and Serge Belongie. Learning from noisy large-scale datasets with minimal supervision. In *Proceedings of the IEEE Conference on Computer Vision and Pattern Recognition*, pp. 839–847, 2017.

- Yisen Wang, Xingjun Ma, Zaiyi Chen, Yuan Luo, Jinfeng Yi, and James Bailey. Symmetric cross entropy for robust learning with noisy labels. In *Proceedings of the IEEE International Conference on Computer Vision*, pp. 322–330, 2019.
- Hongxin Wei, Lei Feng, Xiangyu Chen, and Bo An. Combating noisy labels by agreement: A joint training method with co-regularization. In *Proceedings of the IEEE/CVF Conference on Computer Vision and Pattern Recognition*, pp. 13726–13735, 2020.
- Xiaobo Xia, Tongliang Liu, Bo Han, Nannan Wang, Mingming Gong, Haifeng Liu, Gang Niu, Dacheng Tao, and Masashi Sugiyama. Parts-dependent label noise: Towards instance-dependent label noise. *arXiv preprint arXiv:2006.07836*, 2020.
- Tong Xiao, Tian Xia, Yi Yang, Chang Huang, and Xiaogang Wang. Learning from massive noisy labeled data for image classification. In *Proceedings of the IEEE Conference on Computer Vision and Pattern Recognition*, pp. 2691–2699, 2015.
- Qizhe Xie, Zihang Dai, Eduard Hovy, Minh-Thang Luong, and Quoc V Le. Unsupervised data augmentation. *arXiv preprint arXiv:1904.12848*, 2019.
- Yilun Xu, Peng Cao, Yuqing Kong, and Yizhou Wang. L_{dmi}: An information-theoretic noise-robust loss function. *NeurIPS*, *arXiv:1909.03388*, 2019.
- Quanming Yao, Hansi Yang, Bo Han, Gang Niu, and James T Kwok. Searching to exploit memorization effect in learning with noisy labels. In *Proceedings of the 37th International Conference on Machine Learning, ICML ’20*, 2020.
- Kun Yi and Jianxin Wu. Probabilistic end-to-end noise correction for learning with noisy labels. In *Proceedings of the IEEE Conference on Computer Vision and Pattern Recognition*, pp. 7017–7025, 2019.
- Xingrui Yu, Bo Han, Jiangchao Yao, Gang Niu, Ivor W Tsang, and Masashi Sugiyama. How does disagreement help generalization against label corruption? *arXiv preprint arXiv:1901.04215*, 2019.
- Chiyuan Zhang, Samy Bengio, Moritz Hardt, Benjamin Recht, and Oriol Vinyals. Understanding deep learning requires rethinking generalization. *arXiv preprint arXiv:1611.03530*, 2016.
- Hongyi Zhang, Moustapha Cisse, Yann N. Dauphin, and David Lopez-Paz. mixup: Beyond empirical risk minimization. In *International Conference on Learning Representations*, 2018. URL <https://openreview.net/forum?id=r1Ddpl-Rb>.
- Jing Zhang, Victor S Sheng, Tao Li, and Xindong Wu. Improving crowdsourced label quality using noise correction. *IEEE transactions on neural networks and learning systems*, 29(5):1675–1688, 2017.
- Zhilu Zhang and Mert Sabuncu. Generalized cross entropy loss for training deep neural networks with noisy labels. In *Advances in neural information processing systems*, pp. 8778–8788, 2018.
- Zizhao Zhang, Han Zhang, Sercan O Arik, Honglak Lee, and Tomas Pfister. Distilling effective supervision from severe label noise. In *Proceedings of the IEEE/CVF Conference on Computer Vision and Pattern Recognition*, pp. 9294–9303, 2020.

Appendix

The appendices are organized as follows. Section A presents the full version of related works. Section B details the proofs for our theorems. Section C supplements other necessary evidences to justify CORES². Section D shows more experimental details and results.

A Full Version of Related Works

Learning with noisy labels has observed exponentially growing interests. Since the traditional cross-entropy (CE) loss has been proved to easily overfit noisy labels (Zhang et al., 2016), researchers try to design different loss functions to handle this problem. There were two main perspectives on *designing loss functions*. Considering the fact that outputs of logarithm functions in the CE loss grow explosively when the prediction $f(x)$ approaches zero, some researchers tried to design bounded loss functions (Amid et al., 2019; Wang et al., 2019; Gong et al., 2018; Ghosh et al., 2017). To avoid relying on fine-tuning of hyper-parameters in loss functions, a meta-learning method was proposed by Shu et al. (2020) to combine the above four loss functions together. However, simply considering loss function values without discussing the noise type and the corresponding statistics could not be noise-tolerant as defined by Manwani & Sastry (2013). As a complementary, others started from noise types and tried to design noise-tolerant loss functions. Based on the assumption that label noise only depends on the true class (a.k.a. feature-independent or label-dependent), an unbiased loss function called surrogate loss (Natarajan et al., 2013), an information-based loss function called L_{DMI} (Xu et al., 2019), and a new family of loss functions to punish agreements between classifiers and noisy datasets called peer loss (Liu & Guo, 2020) were proposed. They proved theoretically that training DNNs using their loss functions on feature-independent noisy datasets was equivalent to training CE on the corresponding unobservable clean datasets. However, surrogate loss focused on the binary classifications and required knowing noise rates. L_{DMI} and peer loss does not require knowing noise rates while L_{DMI} may not be easy for extension and multi-class classification of peer loss requires particular transition matrices.

The *correction* approach is also popular in handling label noise. Previous works (Patrini et al., 2017; Vahdat, 2017; Xiao et al., 2015) assumed the feature-independent noise transition matrix was given or could be estimated and attempted to use it to correct loss functions. For example, Patrini et al. (2017) first estimated the noise transition matrix and then relied on it to correct forward or backward propagation during training. However, without a set of clean samples, the noise transition matrix could be hard to estimate correctly. Instead of correcting loss functions, some methods directly corrected labels (Veit et al., 2017; Li et al., 2017; Han et al., 2019), whereas it might introduce extra noise and damage useful information. Recent works (Xia et al., 2020; Berthon et al., 2020) extended loss-correction from the limited feature-independent label noise to part-dependent or a more general instance-dependent noise regime while they relied heavily on the noise rate estimation.

Sample selection (Jiang et al., 2017; Han et al., 2018; Yu et al., 2019; Yao et al., 2020; Wei et al., 2020) mainly focused on exploiting the memorization of DNNs and treating the “small loss” samples as clean ones, while they only focused on feature-independent label noise. Cheng et al. (2020) tried to distill some samples relying on the predictions using the surrogate loss function (Natarajan et al., 2013). Note estimating noise rates are necessary for both applying surrogate loss and determining the threshold for distillation. The sample selection methods could be implemented with some semi-supervised learning techniques to improve the performance, where the corrupted samples were treated as unlabeled data (Li et al., 2020; Nguyen et al., 2019). However, the training mechanisms of these methods were still based on the CE loss, which could not be guaranteed to avoid overfitting to label noise.

B Proof for Theorems

In this section, we firstly present the proof for Theorem 3 (our main theorem) in Section B.1, which provides a generic machinery for anatomizing noisy datasets. Then we will respectively prove The-

orem 1 in Section B.2, Theorem 2 in Section B.3, and Theorem 4 in Section B.4 according to the order they appear.

B.1 Proof for Theorem 3

Theorem 3. (Main Theorem: Decoupling the Expected Regularized CE Loss) In expectation, the loss with ℓ_{CR} can be decoupled as three separate additive terms:

$$\begin{aligned} \mathbb{E}_{\tilde{\mathcal{D}}} [\ell(f(X), \tilde{Y}) + \ell_{CR}(f(X))] &= \overbrace{\underline{T} \cdot \mathbb{E}_{\mathcal{D}}[\ell(f(X), Y)]}^{\text{Term-1}} + \overbrace{\bar{\Delta} \cdot \mathbb{E}_{\mathcal{D}_{\Delta}}[\ell(f(X), Y)]}^{\text{Term-2}} \\ &+ \underbrace{\sum_{j \in [K]} \sum_{i \in [K]} \mathbb{P}(Y = i) \mathbb{E}_{\mathcal{D}|Y=i}[(U_{ij}(X) - \beta \mathbb{P}(\tilde{Y} = j)) \ell(f(X), j)]}_{\text{Term-3}}, \end{aligned} \quad (7)$$

where $\underline{T} := \min_{j \in [K]} T_{jj}$, $\bar{\Delta} := \sum_{j \in [K]} \Delta_j \mathbb{P}(Y = j)$, $\Delta_j := T_{jj} - \underline{T}$, $U_{ij}(X) = T_{ij}(X)$, $\forall i \neq j$, $U_{jj}(X) = T_{jj}(X) - T_{jj}$, and $\mathbb{E}_{\mathcal{D}_{\Delta}}[\ell(f(X), Y)] := \mathbb{1}(\bar{\Delta} > 0) \sum_{j \in [K]} \frac{\Delta_j \mathbb{P}(Y=j)}{\bar{\Delta}} \mathbb{E}_{\mathcal{D}|Y=j}[\ell(f(X), j)]$.

Proof. The expected form of traditional CE loss on noisy distribution $\tilde{\mathcal{D}}$ can be written as

$$\begin{aligned} &\mathbb{E}_{\tilde{\mathcal{D}}}[\ell(f(X), \tilde{Y})] \\ &= \sum_{j \in [K]} \sum_{i \in [K]} \mathbb{P}(Y = i) \mathbb{E}_{\mathcal{D}|Y=i}[T_{ij}(X) \ell(f(X), j)] \\ &= \sum_{j \in [K]} \sum_{i \in [K]} \mathbb{P}(Y = i) T_{ij} \mathbb{E}_{\mathcal{D}|Y=i}[\ell(f(X), j)] + \sum_{j \in [K]} \sum_{i \in [K]} \mathbb{P}(Y = i) \text{Cov}_{\mathcal{D}|Y=i}(T_{ij}(X), \ell(f(X), j)). \end{aligned}$$

The first term could be transformed as:

$$\begin{aligned} &\sum_{j \in [K]} \sum_{i \in [K]} \mathbb{P}(Y = i) T_{ij} \mathbb{E}_{\mathcal{D}|Y=i}[\ell(f(X), j)] \\ &= \sum_{j \in [K]} \left[\mathbb{P}(Y = j) \mathbb{E}_{\mathcal{D}|Y=j}[T_{jj}(\ell(f(X), j))] + \sum_{i \in [K], i \neq j} T_{ij} \mathbb{P}(Y = i) \mathbb{E}_{\mathcal{D}|Y=i}[\ell(f(X), j)] \right] \\ &= \sum_{j \in [K]} \left[T_{jj} \mathbb{P}(Y = j) \mathbb{E}_{\mathcal{D}|Y=j}[\ell(f(X), j)] + \sum_{i \in [K], i \neq j} T_{ij} \mathbb{P}(Y = i) \mathbb{E}_{\mathcal{D}|Y=i}[\ell(f(X), j)] \right] \\ &= \underline{T} \mathbb{E}_{\mathcal{D}}[\ell(f(X), Y)] + \bar{\Delta} \mathbb{E}_{\mathcal{D}_{\Delta}}[\ell(f(X), Y)] + \sum_{j \in [K]} \sum_{i \in [K], i \neq j} T_{ij} \mathbb{P}(Y = i) \mathbb{E}_{\mathcal{D}|Y=i}[\ell(f(X), j)], \end{aligned}$$

where

$$\underline{T} := \min_{j \in [K]} T_{jj}, \quad \bar{\Delta} := \sum_{j \in [K]} \Delta_j \mathbb{P}(Y = j), \quad \Delta_j := T_{jj} - \underline{T},$$

and

$$\mathbb{E}_{\mathcal{D}_{\Delta}}[\ell(f(X), Y)] := \begin{cases} \sum_{j \in [K]} \frac{\Delta_j \mathbb{P}(Y=j)}{\bar{\Delta}} \mathbb{E}_{\mathcal{D}|Y=j}[\ell(f(X), j)], & \text{if } \bar{\Delta} > 0, \\ 0 & \text{if } \bar{\Delta} = 0. \end{cases}$$

Then

$$\begin{aligned}
& \mathbb{E}_{\tilde{\mathcal{D}}}[\ell(f(X), \tilde{Y})] \\
&= \mathbb{E}_{\mathcal{D}}[\ell(f(X), Y)] + \bar{\Delta} \mathbb{E}_{\mathcal{D}_{\Delta}}[\ell(f(X), Y)] + \sum_{j \in [K]} \sum_{i \in [K], i \neq j} T_{ij} \mathbb{P}(Y = i) \mathbb{E}_{\mathcal{D}|Y=i}[\ell(f(X), j)], \\
&+ \sum_{j \in [K]} \sum_{i \in [K]} \mathbb{P}(Y = i) \text{Cov}_{\mathcal{D}|Y=i}(T_{ij}(X), \ell(f(X), j)) \\
&= \mathbb{E}_{\mathcal{D}}[\ell(f(X), Y)] + \bar{\Delta} \mathbb{E}_{\mathcal{D}_{\Delta}}[\ell(f(X), Y)] + \sum_{j \in [K]} \sum_{i \in [K], i \neq j} T_{ij} \mathbb{P}(Y = i) \mathbb{E}_{\mathcal{D}|Y=i}[\ell(f(X), j)], \\
&+ \sum_{j \in [K]} \sum_{i \in [K], i \neq j} \mathbb{P}(Y = i) \mathbb{E}_{\mathcal{D}|Y=i}[(T_{ij}(X) - T_{ij})(\ell(f(X), j) - \mathbb{E}_{\mathcal{D}|Y=i}[\ell(f(X), j)])] \\
&+ \sum_{j \in [K]} \mathbb{P}(Y = j) \mathbb{E}_{\mathcal{D}|Y=j}[(T_{jj}(X) - T_{jj})(\ell(f(X), j) - \mathbb{E}_{\mathcal{D}|Y=j}[\ell(f(X), j)])] \\
&= \mathbb{E}_{\mathcal{D}}[\ell(f(X), Y)] + \bar{\Delta} \mathbb{E}_{\mathcal{D}_{\Delta}}[\ell(f(X), Y)] \\
&+ \sum_{j \in [K]} \sum_{i \in [K], i \neq j} \mathbb{P}(Y = i) \mathbb{E}_{\mathcal{D}|Y=i}[(T_{ij}(X) - T_{ij})(\ell(f(X), j) - \mathbb{E}_{\mathcal{D}|Y=i}[\ell(f(X), j)]) + T_{ij} \ell(f(X), j)] \\
&+ \sum_{j \in [K]} \mathbb{P}(Y = j) \mathbb{E}_{\mathcal{D}|Y=j}[(T_{jj}(X) - T_{jj})(\ell(f(X), j) - \mathbb{E}_{\mathcal{D}|Y=j}[\ell(f(X), j)])] \\
&= \mathbb{E}_{\mathcal{D}}[\ell(f(X), Y)] + \bar{\Delta} \mathbb{E}_{\mathcal{D}_{\Delta}}[\ell(f(X), Y)] + \sum_{j \in [K]} \sum_{i \in [K], i \neq j} \mathbb{P}(Y = i) \mathbb{E}_{\mathcal{D}|Y=i}[T_{ij}(X) \ell(f(X), j)] \\
&+ \sum_{j \in [K]} \mathbb{P}(Y = j) \mathbb{E}_{\mathcal{D}|Y=j}[(T_{jj}(X) - T_{jj}) \ell(f(X), j)] \\
&= \mathbb{E}_{\mathcal{D}}[\ell(f(X), Y)] + \bar{\Delta} \mathbb{E}_{\mathcal{D}_{\Delta}}[\ell(f(X), Y)] + \sum_{j \in [K]} \sum_{i \in [K]} \mathbb{P}(Y = i) \mathbb{E}_{\mathcal{D}|Y=i}[U_{ij}(X) \ell(f(X), j)],
\end{aligned}$$

where

$$U_{ij}(X) = T_{ij}(X), \forall i \neq j, \quad U_{jj}(X) = T_{jj}(X) - T_{jj}.$$

The expected form of ℓ_{CR} on noisy distribution $\tilde{\mathcal{D}}$ can be written as

$$\begin{aligned}
\mathbb{E}_{\tilde{\mathcal{D}}}[\ell_{\text{CR}}(f(x_i))] &= -\beta \mathbb{E}_{\tilde{\mathcal{D}}}[\mathbb{E}_{\mathcal{D}_{\tilde{Y}|\tilde{\mathcal{D}}}}[\ell(f(x_i), \tilde{Y})]] \\
&= -\beta \int_{\tilde{\mathcal{D}}} [\mathbb{P}(\tilde{D}) \mathbb{E}_{\mathcal{D}_{\tilde{Y}|\tilde{\mathcal{D}}}}[\ell(f(x_i), \tilde{Y})]] \\
&= -\beta \sum_{j \in [K]} \mathbb{P}(\tilde{Y} = j) \mathbb{E}_{\mathcal{D}_X}[\ell(f(x_i), j)] \\
&= -\sum_{j \in [K]} \sum_{i \in [K]} \mathbb{P}(Y = i) \mathbb{E}_{\mathcal{D}|Y=i}[\beta \mathbb{P}(\tilde{Y} = j) \ell(f(x_i), j)].
\end{aligned}$$

Thus the expected form of the new regularized loss is

$$\begin{aligned}
& \mathbb{E}_{\tilde{\mathcal{D}}}[\ell(f(X), \tilde{Y}) + \ell_{\text{CR}}(f(x_i))] = \mathbb{E}_{\mathcal{D}}[\ell(f(X), Y)] + \bar{\Delta} \mathbb{E}_{\mathcal{D}_{\Delta}}[\ell(f(X), Y)] \\
&+ \sum_{j \in [K]} \sum_{i \in [K]} \mathbb{P}(Y = i) \mathbb{E}_{\mathcal{D}|Y=i}[(U_{ij}(X) - \beta \mathbb{P}(\tilde{Y} = j)) \ell(f(X), j)].
\end{aligned} \tag{8}$$

□

B.2 Proof for Theorem 1

Theorem 1. For $\ell_{\text{CA}}(f(x_n), \tilde{y}_n)$, solutions satisfying $f_{x_n}[i] > 0, \forall i \in [K]$ are not locally optimal.

Proof. Let $\ell(\cdot)$ be the CE loss. Note this proof does not rely on whether the data distribution is clean or not. We use \mathcal{D} to denote any data distribution and D to denote the corresponding dataset. This notation applies only to this proof. For any data distribution \mathcal{D} , we have

$$\begin{aligned} & \mathbb{E}_{\mathcal{D}} [\ell(f(X), Y) - \mathbb{E}_{\mathcal{D}_{Y|D}} [\ell(f(x_n), Y)]] \\ &= \mathbb{E}_{\mathcal{D}} [\ell(f(X), Y)] - \mathbb{E}_{\mathcal{D}_Y} [\mathbb{E}_{\mathcal{D}_X} [\ell(f(X), Y)]] \\ &= - \int_{\mathcal{D}_X} dx \sum_{y \in [K]} \mathbb{P}(x, y) \ln f_x[y] + \int_{\mathcal{D}_X} dx \sum_{y \in [K]} \mathbb{P}(x) \mathbb{P}(y) \ln f_x[y] \\ &= - \int_{\mathcal{D}_X} dx \sum_{y \in [K]} \ln f_x[y] [\mathbb{P}(x, y) - \mathbb{P}(x) \mathbb{P}(y)]. \end{aligned}$$

The dynamical analyses are based on the following three assumptions:

- A1. The model capacity is infinite (i.e., it can realize arbitrary variation).
- A2. The model is updated using SGD algorithm (i.e. updates follow the direction of decreasing $\mathbb{E}_{\mathcal{D}} [\ell(f(X), Y)] - \mathbb{E}_{\mathcal{D}_Y} [\mathbb{E}_{\mathcal{D}_X} [\ell(f(X), Y)]]$).
- A3. The derivative of network function $\frac{\partial f(x; w)}{\partial w_i}$ is smooth (i.e. the network function has no singular point), where w_i 's are model parameters.

Denote the variations of $f_x[y]$ during one SGD update by $\Delta_y(x)$. From Lemma 1, it can be explicitly written as

$$\Delta_y(x) = f_x[y] \cdot \eta \int_{\mathcal{D}_X} dx' \sum_{y' \in [K]} [\mathbb{P}(x', y') - \mathbb{P}(x') \mathbb{P}(y')] \sum_{i \in [K]} G_i(x, y) G_i(x', y'), \quad (9)$$

where η is the learning rate,

$$G_i(x, y) = -\frac{\partial g_y(x)}{\partial w_i} + \sum_{y' \in [K]} f_x[y'] \frac{\partial g_{y'}(x)}{\partial w_i},$$

and $g_y(x)$ is the network output before the softmax activation. i.e.

$$f_x[y] = \frac{\exp(g_y(x))}{\sum_{y' \in [K]} \exp(g_{y'}(x))}.$$

With $\Delta_y(x)$, the variation of the regularized loss is

$$\Delta \mathbb{E}_{\mathcal{D}} [\ell(f(X), Y) + \ell_{\text{CR}}] = - \int_{\mathcal{D}_X} dx \mathbb{P}(x) \sum_{y \in [K]} \Delta_y(x) \frac{\mathbb{P}(y|x) - \mathbb{P}(y)}{f_x[y]}. \quad (10)$$

If the training reaches a steady state (a.k.a. local optimum), we have $\Delta \mathbb{E}_{\mathcal{D}} [\ell(f(X), Y) + \ell_{\text{CR}}] = 0$. To check the property of this variation, consider the following example. For a particular x_0 , define

$$F(x_0) := \sum_{y \in [K]} \Delta_y(x_0) \frac{\mathbb{P}(y|x_0) - \mathbb{P}(y)}{f_{x_0}[y]}.$$

Split the labels y into the following two sets (without loss of generality, we ignore the $\mathbb{P}(y|x_0) - \mathbb{P}(y) = 0$ cases):

$$\mathcal{Y}_{x_0;-} = \{y : \mathbb{P}(y|x_0) - \mathbb{P}(y) < 0\}$$

and

$$\mathcal{Y}_{x_0;+} = \{y : \mathbb{P}(y|x_0) - \mathbb{P}(y) > 0\}.$$

By assigning $\Delta_y(x_0) = a_y < 0, \forall y \in \mathcal{Y}_{x_0;-}$ and $\Delta_y(x_0) = b_y > 0, \forall y \in \mathcal{Y}_{x_0;+}$, one finds $F(x_0) > 0$ since $f_{x_0}[y] > 0$. Note we have an extra constraint $\sum_y \Delta_y(x_0) = 0$ to ensure $\sum_{y \in [K]} f_{x_0}[y] = 1$ after update. It is easy to check our assigned a_y and b_y could maintain this constraint by introducing a weight N_{ab} to scale b'_y as follows.

$$\sum_{y \in \mathcal{Y}_-} a_y + N_{ab} \sum_{y \in \mathcal{Y}_+} b'_y = 0, \quad b_y = N_{ab} b'_y.$$

Let $B_\epsilon(x_0)$ be a ϵ -neighbourhood of x_0 . Since $f_x[y]$ is continuous, we can set $\Delta_y(x) = \frac{1}{2}(1 + \cos \frac{\pi \|x - x_0\|}{\epsilon}) \Delta_y(x_0), \forall x \in B_\epsilon(x_0)$ and 0 otherwise. The coefficient $\frac{1}{2}(1 + \cos \frac{\pi \|x - x_0\|}{\epsilon})$ is added so that the continuity of $f_x[y]$ preserves. This choice will lead to $\Delta \mathbb{E}_{\mathcal{D}} [\ell(f(X), Y) + \ell_{\text{CR}}] < 0$. Therefore, for any $\ell_{\text{CA}}(f(x_n), y_n)$ with solution $f_{x_n}[i] > 0, \forall i \in [K]$, we can always find a decreasing direction, indicating the solution is not (steady) locally optimal. Note \mathcal{D} can be any distribution in this proof. Thus the result holds for the noisy distribution $\tilde{\mathcal{D}}$. \square

Lemma 1.

$$\Delta_y(x) = f_x[y] \cdot \eta \int_{\mathcal{D}_X} dx' \sum_{y' \in [K]} [\mathbb{P}(x', y') - \mathbb{P}(x')\mathbb{P}(y')] \sum_{i \in [K]} G_i(x, y) G_i(x', y').$$

Proof. We need to take into account the actual form of activation function, i.e., the softmax function, as well as the SGD algorithm to demonstrate the correctness of this lemma. The variation $\Delta_{y_0}(x_0)$ is caused by the change in network parameters $\{w_i\}$, i.e.,

$$\Delta_{y_0}(x_0) = \sum_{i \in [K]} \frac{\partial f_{x_0}[y_0]}{\partial w_i} \delta w_i, \quad (11)$$

where δw_i are determined by the SGD algorithm

$$\begin{aligned} \delta w_i &= -\eta \frac{\partial \mathbb{E}_{\mathcal{D}} [\ell(f(X), Y) + \ell_{\text{CR}}]}{\partial w_i} \\ &= \eta \sum_{x, y} \frac{\mathbb{P}(x, y) - \mathbb{P}(x)\mathbb{P}(y)}{f_x[y]} \frac{\partial f_x[y]}{\partial w_i}. \end{aligned}$$

Plugging back to (11) yields

$$\Delta_{y_0}(x_0) = \eta \sum_{x, y} \frac{\mathbb{P}(x, y) - \mathbb{P}(x)\mathbb{P}(y)}{f_x[y]} \sum_{i \in [K]} \frac{\partial f_{x_0}[y_0]}{\partial w_i} \frac{\partial f_x[y]}{\partial w_i}.$$

To proceed, we need to expand $\frac{\partial f_x[y]}{\partial w_i}$. Taking into account the activation function, one has

$$f_x[y] = \frac{\exp(g_y(x))}{\sum_{y' \in [K]} \exp(g_{y'}(x))},$$

where $g_y(x)$ refers to the network output before passed to the activation function. Recall that, by our assumption, derivatives $\frac{\partial f(x; w)}{\partial w_i}$ are not singular. Now we have

$$\begin{aligned} \frac{\partial f_x[y]}{\partial w_i} &= \frac{\partial e^{-g_y(x)}}{\partial w_i} \frac{1}{\sum_{y' \in [K]} e^{-g_{y'}(x)}} + e^{-g_y(x)} \frac{\partial}{\partial w_i} \left(\frac{1}{\sum_{y' \in [K]} e^{-g_{y'}(x)}} \right) \\ &= \frac{-e^{-g_y(x)}}{\sum_{y' \in [K]} e^{-g_{y'}(x)}} \frac{\partial g_y(x)}{\partial w_i} + \frac{e^{-g_y(x)}}{\left(\sum_{y'' \in [K]} e^{-g_{y''}(x)} \right)^2} \sum_{y' \in [K]} e^{-g_{y'}(x)} \frac{\partial g_{y'}(x)}{\partial w_i} \\ &= f_x[y] \left[-\frac{\partial g_y(x)}{\partial w_i} + \sum_{y' \in [K]} f_x[y'] \frac{\partial g_{y'}(x)}{\partial w_i} \right]. \end{aligned}$$

For simplicity, we can rewrite the above result as

$$\frac{\partial f_x[y]}{\partial w_i} = f_x[y] G_i(x, y),$$

where

$$G_i(x, y) := -\frac{\partial g_y(x)}{\partial w_i} + \sum_{y'} f_x[y'] \frac{\partial g_{y'}(x)}{\partial w_i}$$

is a smooth function.

Combining all the above gives $\Delta_{y_0}(x_0)$ as follows.

$$\Delta_{y_0}(x_0) = f_{x_0}[y_0] \cdot \eta \sum_{x, y} [\mathbb{P}(x, y) - \mathbb{P}(x)\mathbb{P}(y)] \sum_i G_i(x_0, y_0) G_i(x, y)$$

□

B.3 Proof for Theorem 2

Theorem 2. *The sample sieve defined in (4) ensures that clean samples $(x_n, \tilde{y}_n = y_n)$ will not be identified as being corrupted if the model $f^{(t)}$'s prediction on x_n is better than random guess.*

Proof. Let y_n be the true label corresponding to feature x_n . For a clean sample, we have $\tilde{y}_n = y_n$. Consider an arbitrary DNN model f . With the CE loss, we have $\ell(f(x_n), y_n) = -\ln(f_{x_n}[y_n])$. According to Equation (4) in the paper, the necessary and sufficient condition of $v_n > 0$ is

$$\begin{aligned} \ell(f(x_n), \tilde{y}_n) + \ell_{\text{CR}}(f(x_n)) < \alpha_n &\Leftrightarrow -\ln(f_{x_n}[y_n]) < -\frac{1}{K} \sum_{y \in [K]} \ln(f_{x_n}[y]) \\ &\Leftrightarrow -\ln(f_{x_n}[y_n]) < -\frac{1}{K-1} \sum_{y \in [K], y \neq y_n} \ln(f_{x_n}[y]). \end{aligned}$$

By Jensen's inequality we have

$$-\ln\left(\frac{1 - f_{x_n}[y_n]}{K-1}\right) = -\ln\left(\frac{\sum_{y \in [K], y \neq y_n} f_{x_n}[y]}{K-1}\right) \leq -\frac{1}{K-1} \sum_{y \in [K], y \neq y_n} \ln(f_{x_n}[y]).$$

Therefore, when (sufficient condition)

$$-\ln(f_{x_n}[y_n]) < -\ln\left(\frac{1 - f_{x_n}[y_n]}{K-1}\right) \Leftrightarrow f_{x_n}[y_n] > \frac{1}{K},$$

we have $v_n > 0$. Inequality $f_{x_n}[y_n] > \frac{1}{K}$ indicates the model prediction is better than random guess.

□

B.4 Proof for Theorem 4

Before proving Theorem 4, we need to show the effect of adding Term-2 to Term-1 in (5). Let $\epsilon_X < 0.5$ be the measure of separation among classes w.r.t feature X in distribution \mathcal{D} , i.e., $\mathbb{P}(Y = Y^*|X) = 1 - \epsilon_X$, $(X, Y) \sim \mathcal{D}$, where $Y^* := \arg \max_{i \in [K]} \mathbb{P}(Y = i|X)$ is the Bayes optimal label. Let \mathcal{D}' be the shifted distribution by adding Term-2 to Term-1 and Y' be the shifted label. Then $\mathbb{P}(X|Y) = \mathbb{P}(X|Y')$, $\forall (X, Y) \sim \mathcal{D}$, $(X, Y') \sim \mathcal{D}'$ but $\mathbb{P}(Y')$ may be different from $\mathbb{P}(Y)$. Lemma 2 shows the invariant property of this label shift.

Lemma 2. *Label shift does not change the Bayes optimal label of feature X when $\epsilon_X < \min_{i,j \in [K]} \left(\frac{T_{jj}}{T_{ii} + T_{jj}}\right)$.*

Proof. Consider the shifted distribution \mathcal{D}' . Let

$$\underline{T}\mathbb{E}_{\mathcal{D}}[\ell(f(X), Y)] + \bar{\Delta}\mathbb{E}_{\mathcal{D}_{\Delta}}[\ell(f(X), Y)] = C\mathbb{E}_{\mathcal{D}'}[\ell(f(X), Y)],$$

where

$$\mathbb{E}_{\mathcal{D}'}[\ell(f(X), Y)] := \sum_{j \in [K]} \mathbb{P}(Y' = j) \mathbb{E}_{\mathcal{D}'|Y'=j}[\ell(f(X), j)],$$

and

$$\mathbb{P}(Y' = j) := \frac{T_{jj}\mathbb{P}(Y = j)}{C},$$

where $C := \sum_{j \in [K]} T_{jj}\mathbb{P}(Y = j)$ is a constant for normalization. For each possible $Y = i$, we have $\mathbb{P}(Y = i|X) \in [0, \epsilon_X] \cup \{1 - \epsilon_X\}$, $\epsilon_X < 0.5$. Thus

$$\mathbb{P}(X|Y = i) = \frac{\mathbb{P}(Y = i|X)\mathbb{P}(X)}{\mathbb{P}(Y = i)} \in [0, \frac{\epsilon_X\mathbb{P}(X)}{\mathbb{P}(Y = i)}] \cup \{\frac{\mathbb{P}(X)(1 - \epsilon_X)}{\mathbb{P}(Y = i)}\}.$$

Compare \mathcal{D}' and \mathcal{D} , we know there is a label shift (Alexandari et al., 2020; Storkey, 2009), where $\mathbb{P}(X|Y = i) = \mathbb{P}(X|Y' = i)$ but $\mathbb{P}(Y)$ and $\mathbb{P}(Y')$ may be different. To ensure the label shift does not change the Bayes optimal label, we need

$$Y^* = \arg \max_{i \in [K]} \mathbb{P}(Y' = i|X) = \arg \max_{i \in [K]} \frac{\mathbb{P}(X|Y' = i)\mathbb{P}(Y' = i)}{\mathbb{P}(X)}, (X, Y') \sim \mathcal{D}.$$

One sufficient condition is

$$\frac{\epsilon_X\mathbb{P}(Y' = i)}{\mathbb{P}(Y = i)} < \frac{(1 - \epsilon_X)\mathbb{P}(Y' = j)}{\mathbb{P}(Y = j)} \Rightarrow \epsilon_X < \min_{\forall i, j \in [K]} \left(\frac{T_{jj}}{T_{ii} + T_{jj}} \right)$$

□

With Lemma 2, Assumption 1, and Assumption 2, we present the proof for Theorem 4 as follows.

Theorem 4. (Robustness of the Confidence Regularized CE Loss) With Assumption 1 and 2, when

$$\max_{i, j \in [K], X \sim \mathcal{D}_X} \frac{U_{ij}(X)}{\mathbb{P}(\tilde{Y} = j)} \leq \beta \leq \min_{\mathbb{P}(\tilde{Y}=i) > \mathbb{P}(\tilde{Y}=j), X \sim \mathcal{D}_X} \frac{T_{jj} - T_{ii} + T_{ii}(X) - T_{ij}(X)}{\mathbb{P}(\tilde{Y} = i) - \mathbb{P}(\tilde{Y} = j)},$$

minimizing $\mathbb{E}_{\tilde{\mathcal{D}}}[\ell(f(X), \tilde{Y}) + \ell_{CR}(f(X))]$ is equivalent to minimizing $\mathbb{E}_{\mathcal{D}}[\ell(f(X), Y)]$.

Proof. It is easy to check $\epsilon_X = 0, \forall X \sim \mathcal{D}_X$ when Assumption 1 holds. Thus adding Term-2 to Term-1 in (5) does not change the Bayes optimal label. With Assumption 1, the Bayes optimal classifier on the clean distribution should satisfy $f^*(X)[Y] = 1, \forall (X, Y) \sim \mathcal{D}$. On one hand, when $\beta \geq \max_{i, j \in [K], X \sim \mathcal{D}_X} U_{ij}(X)/\mathbb{P}(\tilde{Y} = j)$, we have

$$\beta_{ij}(X) := U_{ij}(X) - \beta\mathbb{P}(\tilde{Y} = j) \leq 0, \forall i, j \in [K], X \sim \mathcal{D}_X.$$

In this case, minimizing the regularization term results in confident predictions. On the other hand, to make it unbiased to clean results, β could not be arbitrarily large. We need to find the upper bound on β such that f^* also minimizes the loss defined in the latter regularization term. Assume there is no loss on confident true predictions and there is one miss-prediction on sample $(x_n, y_n = j_1)$, i.e., the prediction changes from the Bayes optimal prediction $f_{x_n}[j_1] = 1$ to $f_{x_n}[j_2] = 1, j_2 \neq j_1$. Compared to the optimal one, the first two terms in the right side of (5) is increased by $T_{j_2, j_2}\ell_0$, where $\ell_0 > 0$ is the regret of one confident wrong prediction. Accordingly, the last term in the right side of (5) is increased by $(\beta_{j_1, j_1}(X) - \beta_{j_1, j_2}(X))\ell_0$. It is supposed that

$$T_{j_2, j_2}\ell_0 + (\beta_{j_1, j_1}(x_n) - \beta_{j_1, j_2}(x_n))\ell_0 \geq 0, \forall j_1, j_2 \in [K],$$

which is equivalent to

$$\beta(\mathbb{P}(\tilde{Y} = j_1) - \mathbb{P}(\tilde{Y} = j_2)) \leq T_{j_2, j_2} - T_{j_1, j_1} + T_{j_1, j_1}(x_n) - T_{j_1, j_2}(x_n), \forall j_1, j_2 \in [K].$$

Thus

$$\beta \leq \min_{\mathbb{P}(\tilde{Y}=j_1) > \mathbb{P}(\tilde{Y}=j_2), X \sim \mathcal{D}_X} \frac{T_{j_2, j_2} - T_{j_1, j_1} + T_{j_1, j_1}(X) - T_{j_1, j_2}(X)}{\mathbb{P}(\tilde{Y} = j_1) - \mathbb{P}(\tilde{Y} = j_2)}.$$

By mathematical inductions, it can be generalized to the case with multiple miss-predictions in the CE term. \square

C Other Justifications

In this section, we first compare ℓ_{CR} and entropy regularization in Section C.1 and highlight our superiority with both theoretical and experimental evidence, then show an example for explaining the variances incurred by label noise in Section C.2, and provide the risk bound in Section C.3 for training with the sieved samples that satisfy Corollary 1.

C.1 Comparing ℓ_{CR} with Entropy Regularization

For simplicity, we consider two-class classification problem. Suppose for a given sample x , the probability of x belonging to class 1 is p . The entropy regularization (ER) can be written as:

$$R_{\text{ER}}(p) = -(p \ln p + (1 - p) \ln(1 - p)), \quad (12)$$

while our regularization term is written as:

$$R_{\text{CR}}(p) = \ln p + \ln(1 - p). \quad (13)$$

We have the following proposition:

Proposition 1. *ℓ_{CR} regularizes models stronger than the entropy regularization in terms of gradients.*

Proof. First notice that both R_{ER} and R_{CR} are symmetric functions around $p = 0.5$. Thus we can only consider the situation where $0 < p < 0.5$. The gradients w.r.t p are:

$$\frac{\partial R_{\text{ER}}(p)}{\partial p} = -(\ln p - \ln(1 - p)) = \ln\left(\frac{1}{p} - 1\right),$$

and

$$\frac{\partial R_{\text{CR}}(p)}{\partial p} = \frac{1}{p} - \frac{1}{1 - p}.$$

Now we compare the absolute value of two gradients. When $0 < p < 0.5$, it is easy to check

$$\frac{\partial R_{\text{ER}}(p)}{\partial p} = \ln\left(\frac{1}{p} - 1\right) < \frac{1}{p} - 2 < \frac{1}{p} - \frac{1}{1 - p} = \frac{\partial R_{\text{CR}}(p)}{\partial p},$$

and both gradients are larger than 0. Therefore, ℓ_{CR} has larger gradients than the entropy regularization, i.e., ℓ_{CR} has stronger regularization ability than ER. \square

We can also draw a figure to show this phenomenon. Figure 4 shows the value of R_{CR} and R_{ER} with respect to p . We can see the gradient of our regularization is larger than entropy regularization, resulting in a more confident prediction. We also perform an experiment to further show the evidence. Table 4 records comparison results which show our regularization achieves higher accuracy compared to the entropy term.

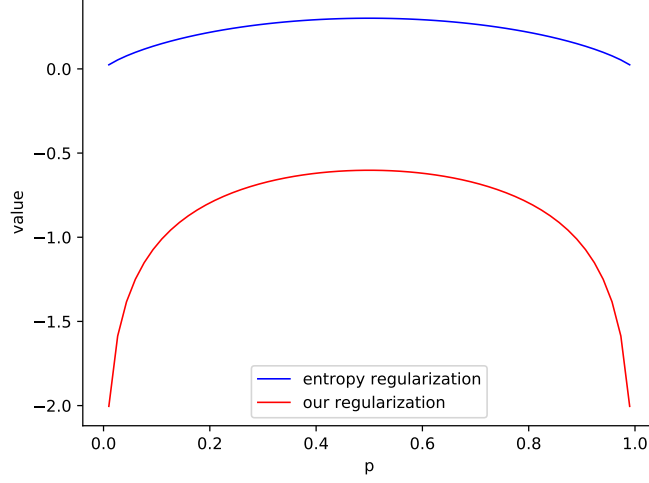


Figure 4: Comparing our regularization with entropy regularization .

Table 4: Comparing ℓ_{CR} with ER on CIFAR-10.

Method	<i>Symm</i>			<i>Asymm</i>		
	0.2	0.4	0.6	0.1	0.2	0.3
Baseline	86.98	81.88	74.14	90.69	88.59	86.14
Baseline + ER	87.61	83.84	80.55	91.36	89.61	87.47
Baseline + ℓ_{CR}	90.70	88.29	82.10	92.41	91.02	90.53

C.2 Calculating $\text{var}_{\mathcal{D}}(\ell(f_{\mathcal{D}}^*(X), Y))$ and $\text{var}_{\tilde{\mathcal{D}}}[\ell(f_{\mathcal{D}}^*(X), \tilde{Y}) + \ell_{\text{CR}}(f_{\mathcal{D}}^*(X))]$

Consider optimal classifier $f_{\mathcal{D}}^* := \arg \min_f \mathbb{E}_{\mathcal{D}}[\ell(f(X), Y)]$. Let ℓ_{\max} be the upper bound of the $\ell(\cdot)$ loss, and ℓ_{\min} be the lower bound of the $\ell(\cdot)$ loss. Denote ε by the over noise rate (ratio of corrupted samples in all samples).

For $\text{var}_{\mathcal{D}}(\ell(f_{\mathcal{D}}^*(X), Y))$, we know the loss $\ell(f_{\mathcal{D}}^*(x_n), y_n) = \ell_{\min}$ for each sample. Thus the variance is $\text{var}_{\mathcal{D}}(\ell(f_{\mathcal{D}}^*(X), Y)) = 0$.

For $\text{var}_{\tilde{\mathcal{D}}}[\ell(f_{\mathcal{D}}^*(X), \tilde{Y}) + \ell_{\text{CR}}(f_{\mathcal{D}}^*(X))]$, we know the loss $\ell(f_{\mathcal{D}}^*(x_n), \tilde{y} = y_n) = \ell_{\min}$, and the loss $\ell(f_{\mathcal{D}}^*(x_n), \tilde{y} \neq y_n) = \ell_{\max}$. Note

$$\ell_{\text{CR}} = \frac{(K-1)\ell_{\max} + \ell_{\min}}{K}$$

for each sample. The expectation is

$$\mathbb{E}_{\tilde{\mathcal{D}}}[\ell(f_{\mathcal{D}}^*(X), \tilde{Y}) + \ell_{\text{CR}}(f_{\mathcal{D}}^*(X))] = \varepsilon\ell_{\max} + (1-\varepsilon)\ell_{\min} + \ell_{\text{CR}}.$$

Thus the variance is

$$\begin{aligned} & \text{var}_{\tilde{\mathcal{D}}}[\ell(f_{\mathcal{D}}^*(X), \tilde{Y}) + \ell_{\text{CR}}(f_{\mathcal{D}}^*(X))] \\ &= \varepsilon(\ell_{\max} + \ell_{\text{CR}} - (\varepsilon\ell_{\max} + (1-\varepsilon)\ell_{\min} + \ell_{\text{CR}}))^2 + (1-\varepsilon)(\ell_{\min} + \ell_{\text{CR}} - (\varepsilon\ell_{\max} + (1-\varepsilon)\ell_{\min} + \ell_{\text{CR}}))^2 \\ &= \varepsilon(1-\varepsilon)(\ell_{\max} - \ell_{\min})^2. \end{aligned}$$

We know in this example,

$$\text{var}_{\tilde{\mathcal{D}}}[\ell(f_{\mathcal{D}}^*(X), \tilde{Y}) + \ell_{\text{CR}}(f_{\mathcal{D}}^*(X))] = \varepsilon(1-\varepsilon)(\ell_{\max} - \ell_{\min})^2 \gg \text{var}_{\mathcal{D}}(\ell(f_{\mathcal{D}}^*(X), Y)) = 0.$$

C.3 Analysis for the Risk Bound

Let $\tilde{\mathcal{D}}_{L^*}$ and $\tilde{\mathcal{D}}_{L^*}$ be the set and the distribution of the sieved clean samples according to Corollary 1. We know they are supposed to contain only clean samples. Define $R_{\mathcal{D}}(f) := \mathbb{E}_{\mathcal{D}}[\ell(f(X), Y)]$, $f_{\mathcal{D}}^* := \arg \min_f R_{\mathcal{D}}(f)$, $\hat{R}_{\tilde{\mathcal{D}}_{L^*}, \gamma}(f) := \frac{1}{|L^*|} \sum_{n \in L^*} [\gamma(x_n) \ell(f(x_n), \tilde{y}_n)]$, $\hat{f}_{\tilde{\mathcal{D}}_{L^*}, \gamma} := \arg \min_{f \in \mathcal{F}} \hat{R}_{\tilde{\mathcal{D}}_{L^*}, \gamma}(f)$, where $\gamma(X) := \mathbb{P}_{\mathcal{D}}(X) / \mathbb{P}_{\tilde{\mathcal{D}}_{L^*}}(X)$ stands for the importance of each sample to correct sample bias such that $R_{\mathcal{D}}(f) = \mathbb{E}_{\tilde{\mathcal{D}}_{L^*}}[\gamma(X) \ell(f(X), \tilde{Y})]$. The weight $\gamma(X)$ can be estimated by kernel mean matching (Huang et al., 2007) and its DNN adaption (Fang et al., 2020). Let $\tilde{\mathcal{D}}_{L^*, X}$ be the marginal distribution of $\tilde{\mathcal{D}}_{L^*}$ on X . For example, with a particular kernel $\Phi(X)$, the optimization problem is:

$$\begin{aligned} \min_{\gamma(X)} \quad & \|\mathbb{E}_{\mathcal{D}_X}[\Phi(X)] - \mathbb{E}_{\tilde{\mathcal{D}}_{L^*, X}}[\gamma(X)\Phi(X)]\| \\ \text{s.t.} \quad & \gamma(X) > 0 \text{ and } \mathbb{E}_{\tilde{\mathcal{D}}_{L^*, X}}[\gamma(X)] = 1. \end{aligned}$$

Note the selection of kernel $\Phi(\cdot)$ is non-trivial, especially for complicated features. See (Fang et al., 2020) for a detailed DNN solutions.

Corollary 2 provides a risk bound for minimizing CE after sample sieve.

Corollary 2. *If $\gamma \cdot \ell$ is $[0, b]$ -valued, then for any $\delta > 0$, with probability at least $1 - \delta$, we have*

$$R_{\mathcal{D}}(\hat{f}_{\tilde{\mathcal{D}}_{L^*}, \gamma}) - R_{\mathcal{D}}(f_{\mathcal{D}}^*) \leq 2\mathfrak{R}(\gamma \circ \ell \circ \mathcal{F}) + 2b\sqrt{\frac{\log(1/\delta)}{2|L^*|}},$$

where the Rademacher complexity $\mathfrak{R}(\gamma \circ \ell \circ \mathcal{F}) := \mathbb{E}_{\tilde{\mathcal{D}}_{L^*}, \sigma}[\sup_{f \in \mathcal{F}} \frac{2}{|L^*|} \sum_{n \in L^*} \sigma_n \gamma(x_n) \ell(f(x_n), \tilde{y}_n)]$ and $\{\sigma_{n \in L^*}\}$ are independent Rademacher variables.

Proof. The sieved clean samples may be biased due to the covariate shift caused by instance-based label noise. One solution to such shift is re-weighting $\tilde{\mathcal{D}}_{L^*}$ to match \mathcal{D} using importance re-weighting. Particularly, we need to estimate parameters $\gamma(X)$ such that

$$R_{\mathcal{D}}(f) = R_{\tilde{\mathcal{D}}_{L^*}, \gamma}(f) := \mathbb{E}_{\tilde{\mathcal{D}}_{L^*}}[\gamma(X) \ell(f(X), \tilde{Y})].$$

With the optimal $\gamma(X)$, the ERM should be changed as

$$\hat{f}_{\tilde{\mathcal{D}}_{L^*}, \gamma} := \arg \min_{f \in \mathcal{F}} \hat{R}_{\tilde{\mathcal{D}}_{L^*}, \gamma}(f),$$

where

$$\hat{R}_{\tilde{\mathcal{D}}_{L^*}, \gamma}(f) := \frac{1}{|L^*|} \sum_{n \in L^*} [\gamma(x_n) \ell(f(x_n), \tilde{y}_n)].$$

Via Hoeffding's inequality, $\forall f$, w.p. at least $1 - \delta$, we have

$$|\hat{R}_{\tilde{\mathcal{D}}_{L^*}, \gamma}(f) - R_{\tilde{\mathcal{D}}_{L^*}, \gamma}(f)| \leq \mathfrak{R}(\ell \circ \mathcal{F}) + 2b\sqrt{\frac{\ln(1/\delta)}{2|L^*|}}.$$

Following the basic Rademacher bound (Bartlett & Mendelson, 2002) on the maximal deviation between the expected empirical risks:

$$\begin{aligned}
& R_{\mathcal{D}}(\hat{f}_{\tilde{\mathcal{D}}_{L^*,\gamma}}) - R_{\mathcal{D}}(f_{\mathcal{D}}^*) \\
&= R_{\tilde{\mathcal{D}}_{L^*,\gamma}}(\hat{f}_{\tilde{\mathcal{D}}_{L^*,\gamma}}) - R_{\tilde{\mathcal{D}}_{L^*,\gamma}}(f_{\tilde{\mathcal{D}}_{L^*,\gamma}}^*) \\
&= \left[\hat{R}_{\tilde{\mathcal{D}}_{L^*,\gamma}}(\hat{f}_{\tilde{\mathcal{D}}_{L^*,\gamma}}) - \hat{R}_{\tilde{\mathcal{D}}_{L^*,\gamma}}(f_{\tilde{\mathcal{D}}_{L^*,\gamma}}^*) + \left(R_{\tilde{\mathcal{D}}_{L^*,\gamma}}(\hat{f}_{\tilde{\mathcal{D}}_{L^*,\gamma}}) - \hat{R}_{\tilde{\mathcal{D}}_{L^*,\gamma}}(\hat{f}_{\tilde{\mathcal{D}}_{L^*,\gamma}}) \right) \right. \\
&\quad \left. + \left(\hat{R}_{\tilde{\mathcal{D}}_{L^*,\gamma}}(f_{\tilde{\mathcal{D}}_{L^*,\gamma}}^*) - R_{\tilde{\mathcal{D}}_{L^*,\gamma}}(f_{\tilde{\mathcal{D}}_{L^*,\gamma}}^*) \right) \right] \\
&\leq 0 + 2 \max_{f \in \mathcal{F}} |\hat{R}_{\tilde{\mathcal{D}}_{L^*,\gamma}}(f) - R_{\tilde{\mathcal{D}}_{L^*,\gamma}}(f)| \\
&\leq 2\mathfrak{R}(\gamma \circ \ell \circ \mathcal{F}) + 2b \sqrt{\frac{\ln(1/\delta)}{2|L^*|}},
\end{aligned}$$

where the Rademacher complexity $\mathfrak{R}(\gamma \circ \ell \circ \mathcal{F}) := \mathbb{E}_{\tilde{\mathcal{D}}_{L^*,\sigma}}[\sup_{f \in \mathcal{F}} \frac{2}{|L^*|} \sum_{n \in L^*} \sigma_n \gamma(x_n) \ell(f(x_n), \tilde{y}_n)]$ and $\{\sigma_{n \in L^*}\}$ are independent Rademacher variables. Therefore, we get Corollary 2. \square

Corollary 2 informs us that, theoretically, the sample sieve is biased and $\gamma(X)$ is necessary to correct the selection bias. However, the error induced by estimating $\gamma(X)$ may degrade the performance. In addition, it is easy to check the optimal solution of performing direct ERM on the sieved clean samples is the same as $f_{\mathcal{D}}^*$ in expectation when Assumption 1 holds.

D More Details and Results for Experiments

We firstly show our training framework in Section D.1, then show implementation details and discussions in Section D.2. The algorithm for generating the instance-dependent label noise is provided in Section D.3. We show more experiments in Section D.4 and the ablation study in Section D.5.

D.1 Illustration of the Training Framework

Our experiments follows the framework shown in Figure 5.

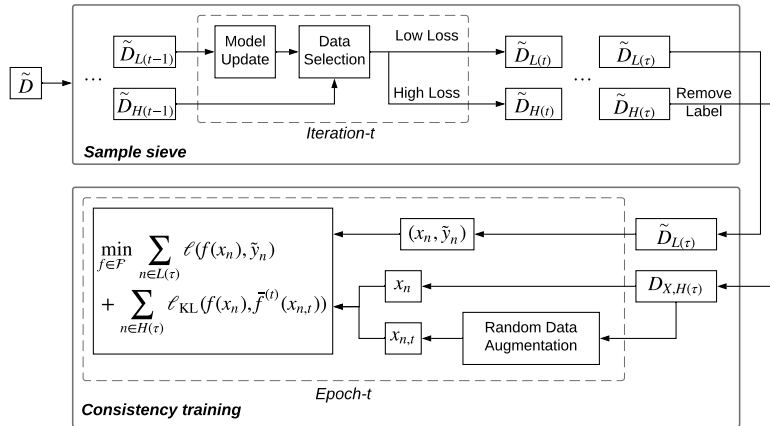


Figure 5: One example of CORES². $L(t)$: Indices of sieved clean samples. $H(t)$: Indices of sieved corrupted samples. $\tilde{D}_{L(t)} := \{(x_n, \tilde{y}_n) : n \in L(t)\}$, $\tilde{D}_{H(t)} := \{(x_n, \tilde{y}_n) : n \in H(t)\}$, $D_{X,H(\tau)} := \{x_n : n \in H(\tau)\}$.

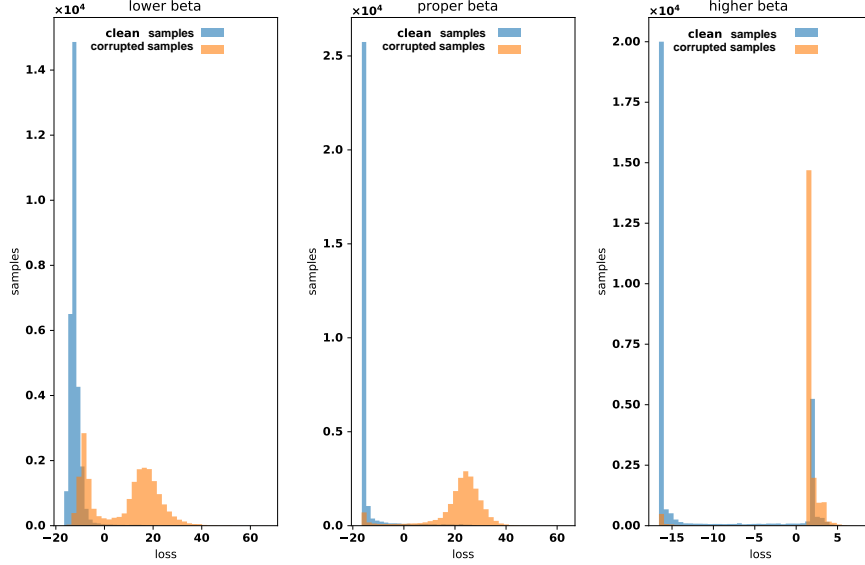


Figure 6: Analyzing how the value of β influences the division. We set $\beta = 0.5, 2, 10$ for lower, proper, and higher beta settings, respectively.

D.2 Implementation Details and More Analysis

Implementation details on CIFAR-10 and CIFAR-100 with instance-based label noise: The basic hyper-parameters settings for CIFAR-10 and CIFAR-100 are listed as follows: mini-batch size (64), optimizer (SGD), initial learning rate (0.1), momentum (0.9), weight decay (0.0005), number of epochs (100) and learning rate decay (0.1 at 50 epochs). Standard data augmentation is applied to each dataset. CORES² and baseline share the same hyper-parameters setting except for α and β in equation 2. When perform CORES², We first train network on the dataset for 10 warm-up epochs with only CE (Cross Entropy) loss. Then β is linearly increased from 0 to 2 for next 30 epochs and kept as 2 for the rest of the epochs. The data selection is performed at the 30 epoch and $\alpha_{n,t}$ is set to $\frac{1}{K} \sum_{\tilde{y} \in [K]} \ell(\tilde{f}^{(t)}(x_n), \tilde{y}) + \ell_{CR}(\tilde{f}^{(t)}(x_n))$ in epoch- t as the paper suggests.

When performing CORES^{2*}, we used the sieved result at epoch-40. It is worth noting that at that time, the sample sieve may not reach the highest test accuracy. However, the division property brought by the confidence regularizer works well at that time. We use the default setting from UDA (Xie et al., 2019) to apply efficient data augmentation.

Implementation details on Clothing-1M: We train the network for 120 epochs on 1 million noisy training images. Batch-size is set to 32. The initial learning rate is set as 0.01 and reduced by a factor of 10 at 30, 60, 90 epochs. For each epoch, we sample 1000 mini-batches from the training data while ensuring the (noisy) labels are balanced. Mixup strategy is employed to further avoid the overfitting problem (Zhang et al., 2018; Li et al., 2020). β is set to 0 at first 80 epochs, and linearly increased to 0.4 for next 20 epochs and kept as 0.4 for the rest of the epochs. It is worth noting that Clothing-1M actually does not satisfy our Assumption 2 since the class “Knitwear” (denoted by class- i) and the class “Sweater” (denoted by class- j) can not satisfy $T_{ii}(X) - T_{ij}(X) > T_{ii} - T_{jj}$. Note consistency training is not implemented on Clothing-1M.

More analysis on β : The value of β mainly affects the sample sieve in CORES². From Theorem 3 and Theorem 4 in the paper, when β is set to be small, we do not have the good division property. When β is set to be large, the training is biased to the CE term. Figure 6 visualize this phenomenon. It can be seen that in the left and right figure, many clean samples and corrupted samples overlap together located in the left and right clusters, respectively.

Algorithm 1 Instance-Dependent Label Noise Generation

Input:

Clean samples $(\mathbf{x}_n, y_n)_{n=1}^N$; Noise rate: ε ; Number of classes: K ; Size of each feature: $1 \times S$.

Iteration:

Sample instance flip rates q_i from the truncated normal distribution $\mathcal{N}(\tau, 0.1^2, [0, 1])$;

Sample $W \in \mathcal{R}^{S \times K}$ from the standard normal distribution $\mathcal{N}(0, 1^2)$;

for $n = 1$ to N **do**

$p = \mathbf{x}_n \cdot W$ // Generate instance dependent flip rates. The size of p is $1 \times K$.

$p_{y_n} = -\infty$ // control the diagonal entry of the instance-dependent transition matrix

$p = q_n \cdot \text{softmax}(p)$ // make the sum of the off-diagonal entries of the y_i -th row to be q_n .

$p_{y_n} = 1 - q_n$ // set the diagonal entry to be $1 - q_n$

Randomly choose a label from the label space as noisy label \tilde{y}_n according to p ;

end for**Output:**

Noisy samples $(\mathbf{x}_i, \tilde{y}_i)_{i=1}^N$.

Table 5: Comparison with the results reported by DivideMix (Li et al., 2020) on CIFAR-10. All methods use Pre-ResNet18 as the backbone. The last epoch test accuracy for each method is reported. The noise rate ϵ is defined as the probability of replacing the label with other labels including the true label.

Dataset	Method	Symm	
		0.2	0.5
CIFAR-10	CE	82.7	57.9
	Bootstrap (Reed et al., 2014)	82.9	58.4
	Forward T (Patrini et al., 2017)	83.1	59.4
	Co-teaching+ (Yu et al., 2019)	88.2	84.1
	Mixup (Zhang et al., 2018)	92.3	77.6
	P-correction (Yi & Wu, 2019)	92.0	88.7
	Meta-Learning (Li et al., 2019)	92.0	88.8
	M-correction (Arazo et al., 2019)	93.8	91.9
	DivideMix (Li et al., 2020)	95.7	94.4
	CORES ² *	95.9	94.5

D.3 Generating the Instance-Dependent Label Noise

In this section, we introduce how to generate instance-based label noise which is illustrated in Algorithm 1. Note this algorithm follows the state-of-the-art method (Xia et al., 2020). Define the noise rate (the global flipping rate) as ε . First, in order to control ε but without constraining all of the instances to have a same flip rate, we sample their flip rates from a truncated normal distribution $\mathcal{N}(\varepsilon, 0.1^2, [0, 1])$. Second, we sample parameters W from the standard normal distribution for generating instance-dependent label noise. The size of W is $S \times K$, where S denotes the size of the instance. Suppose there are two instance: \mathbf{x}_i and \mathbf{x}_j where $\mathbf{x}_i = \mathbf{x}_j$, then the possibility p of these two instances, calculated by $\mathbf{x} \cdot W$, from the Algorithm 1, would be exactly the same. Thus the label noise is strongly instance-dependent.

D.4 More Experiments on CIFAR-10 and Tiny-Imagenet

In this section, we compare CORES² with more methods on CIFAR-10 and Tiny-Imagenet. Table 5 records the comparison results with recent benchmark methods. Table 6 compares CORES² with other methods on Tiny-ImageNet. Both tables show that CORES² achieves competitive results.

Table 6: The best epoch accuracy for each method on Tiny-ImageNet.

Dataset	Model	Method	<i>Symm</i>	
			0.2	0.5
Tiny-ImageNet	ResNet18	MAE (Ghosh et al., 2017)	2.36	1.22
		GCE (Zhang & Sabuncu, 2018)	69.84	66.31
		MentorNet (Jiang et al., 2017)	59.12	53.83
		CORES ^{2*}	73.47	71.07

Table 7: Comparing CORES² (without consistency training) with other noise-robust methods on CIFAR-10.

Method	<i>Symm</i>			<i>Asymm</i>		
	0.2	0.4	0.6	0.1	0.2	0.3
Cross Entropy	86.98	81.88	74.14	90.69	88.59	86.14
Forward T (Patrini et al., 2017)	88.11	83.27	75.34	90.11	89.42	88.25
Truncated L_q (Zhang & Sabuncu, 2018)	89.70	87.62	82.70	90.43	89.45	87.10
L_{DMI} (Xu et al., 2019)	88.74	83.04	76.51	90.28	89.04	87.88
CORES ² (without consistency training)	90.70	88.29	82.10	92.41	91.02	90.53

Table 8: Analysis of each component of CORES² on CIFAR-10. All the methods use ResNet-34.

<i>Sample Sieve</i>		<i>Consistency training</i>	<i>Symm</i>			<i>Asymm</i>		
Data selection	Regularization		0.2	0.4	0.6	0.1	0.2	0.3
×	×	×	86.67	81.44	74.63	90.18	88.43	87.27
✓	×	×	90.15	86.98	78.36	91.59	90.89	88.51
✓	✓	×	90.70	88.29	82.10	92.41	91.02	90.53
✓	✓	✓	95.73	93.76	89.78	96.05	95.18	94.67

D.5 Ablation Study

CORES² (without consistency training): By optimizing loss in (2), the model can be forced to concentrate only on clean samples. Thus even without consistency training, the network trained by CORES² is also noise-robust. Table 7 compares CORES² with other noise-robust methods which do not apply semi-supervised setting in the framework. We can see CORES² still achieves the best performance among all the methods.

CORES² without confidence regularization or dynamic data selection: The loss in equation 2 consists of data selection strategy and confident regularization term. To see how they influence the final accuracy, we perform the ablation study to show their effect on Table 8. The first row of Table 8 corresponds to the traditional CE loss. The second row corresponds to the sample sieve with CE loss. The third row is the typical CORES². The last row is CORES^{2*}. We can see both the dynamic sample sieve in (4) and the confidence-regularized model update in (3) show positive effects on the final accuracy, which suggests the rationality of CORES².