

Detecting Short-lasting Topics Using Nonnegative Tensor Decomposition

Lara Kassab*, Alona Kryshchenko†, Hanbaek Lyu‡, Denali Molitor§, Deanna Needell¶, and Elizaveta Rebrova‡

October 29, 2021

Abstract

Temporal data (such as news articles or Twitter feeds) often consists of a mixture of long-lasting trends and popular but short-lasting topics of interest. A truly successful topic modeling strategy should be able to detect both types of topics and clearly locate them in time. In this paper, we compare the variability of topic lengths discovered by several well-known topic modeling methods including latent Dirichlet allocation (LDA), nonnegative matrix factorization (NMF), as well as its tensor counterparts based on the nonnegative CANDECOMP/PARAFAC tensor decomposition (NCPD and Online NCPD). We demonstrate that only tensor-based methods with the dedicated mode for tracking time evolution successfully detect short-lasting topics. Furthermore, these methods are considerably more accurate in discovering the points in time when topics appeared and disappeared compared to the matrix-based methods such as LDA and NMF. We propose quantitative ways to measure the topic length and demonstrate the ability of NCPD (as well as its online variant), to discover short and long-lasting temporal topics in semi-synthetic and real-world data including news headlines and COVID-19 related tweets.

1 Introduction

Investigating how latent themes emerge, evolve, and fade in temporally dynamic text datasets, also known as *dynamic topic modeling* [9, 25, 26, 47], provides valuable insights in understanding both large-scale trends and impactful shorter-lasting events. Indeed, analyzing social media to study and track various public health events around the world has become very popular [17, 42, 41]. While some major topics may persist for an extended period of time, detecting *short-lasting topics*, that correspond to shorter-lasting, but impactful events or discussions, is equally important.

We find that two popular methods in topic modeling, namely Latent Dirichlet Allocation (LDA) and Nonnegative Matrix Factorization (NMF), do not detect such short-lasting topics on real-world datasets of interest when processing the temporal data, after aggregating along the time dimension. On the contrary, we find that a method based on nonnegative CANDECOMP/PARAFAC tensor

*Department of Mathematics, Colorado State University (kassab@math.colostate.edu)

†Department of Mathematics, California State University Channel Islands (alona.kryshchenko@csuci.edu)

‡Department of Mathematics, University of Wisconsin - Madison (hlyu@math.wisc.edu)

§Department of Mathematics, University of California, Los Angeles (dmolitor@ucla.edu)

¶Department of Mathematics, University of California, Los Angeles (deanna@math.ucla.edu)

‡Department of Operations Research and Financial Engineering, Princeton University (elre@princeton.edu)

decomposition (NCPD) can successfully detect short-lasting topics on semi-synthetic and real-world text datasets.

In LDA, one models a topic by a probability distribution on the set of words, which are evolved according to a Bayesian scheme by feeding in the batches of a (**words** \times **documents**) matrix to receive a (**words** \times **topics**) and (**topics** \times **documents**) representations [9, 23]. NMF is also a matrix-based method which decomposes the (**words** \times **documents**) matrix into (**words** \times **topics**) and (**topics** \times **documents**) matrices. When the documents have timestamps, that is, ordered in time, the (**topics** \times **documents**) matrix provides temporal ordering to the automatically detected topics. At the same time, the “keyword” interpretation of these topics is given by the (**words** \times **topics**) matrix.

However, one can note that given a large amount of time-stamped documents, such as news articles or tweets, topic evolution frequently happens not from one document to the next in time, but rather from a batch of nearly simultaneous documents to the next. For example, two consecutive tweets coming from two different users likely have no relation to each other.

There are two basic methods of using NMF for dynamic topic modeling in a way that accounts to the time slices that are essentially simultaneous for the considered dynamic. First, one can factorize each time slice independently using NMF and obtain topic structure for each time slice [35, 38, 3, 36]. Second, one can concatenate all the time slices along the documents dimension and decompose the resulting matrix using NMF with a fixed dictionary to obtain common topics. The evolution of such topics is then found by computing their contribution in each time slice [18]. In this work, we do the latter to post-process both NMF and LDA for better visualisation and more interpretable results on the time scale. We discuss the methods in more details in Section 2.

Alternatively, one can encode the entire corpus of documents as a *3-dimensional tensor* where the three modes correspond to *words*, *relatively simultaneous documents*, and *time*, respectively. This way, the time dimension of the tensor is designed to focus on temporal changes in the aggregated information from one time slice to the next.

The methods based on nonnegative CANDECOMP/PARAFAC tensor decomposition (NCPD) processes the entire time horizon at once (rather than sequentially as in NMF and LDA) by finding three *nonnegative* factor matrices of shape (**words** \times **topics**), (**batch** \times **topics**), and (**time** \times **topics**) such that their outer product approximates the original 3D tensor. Here, **batch** means the size of the batch of relatively simultaneous documents coming from one time slice, and **time** represents the total number of time slices.

We believe the role of nonnegativity constraint on the temporal mode is crucial for the NCPD-type methods to be able to detect short-lasting topics. Indeed, NMF is well-known to be able to extract spatially localized features when applied to image data [36] by using nonnegativity constraint on the spatial mode. Being a 3D analogue of NMF, NCPD should be able to extract spatio-temporally localized features, which correspond to ‘short-lasting’ (temporally localized) ‘topics’ (spatially localized features) in our context of dynamic topic modeling. While nonnegative factorizations are used ubiquitously for topic identification and interpretability, there is less work that makes use of NCPD for this purpose, especially in terms of localization in the time domain, making it ever more important to study the differences in output when using a matrix versus a tensor factorization method with temporal data.

1.1 Contributions

The main contributions of this work are as follows:

- We demonstrate that nonnegative CANDECOMP/PARAFAC tensor decomposition (NCPD), as a dynamic topic modeling technique, is able to detect and accurately represent both long-lasting, short-lasting, and periodic topics from temporal text data (a semi-synthetic 20 Newsgroups dataset [46] designed as a benchmark dynamic text dataset, and two real-world datasets including news headlines and COVID-19 related tweets).
- We compare the output and performance of NCPD to basic matrix-based topic modeling methods such as LDA and NMF and show that NCPD performs significantly better in detecting topics with short durations.
- We demonstrate an online version of the NCPD algorithm as a method to reduce computation time for large-scale tensors while preserving the temporal patterns of the topics.
- To establish the success of the tensor-based methods, we propose a variety of metrics to measure the precision of dynamic topic modeling methods, both empirical and quantitative.
- An interesting auxiliary result of this work is the analysis of Twitter text data related to the COVID-19 pandemic [15]. From the text data, the methods discover topics trending in news sources, including political events, personal beliefs about COVID-19 and calls to action, and successfully attribute them to the days they were trending¹.

1.2 Related Work

Several works have examined topics and their evolution through time using probabilistic models [9, 51], nonnegative matrix factorizations [20, 6, 18], and deep learning models [40]. In [9], Blei and Lafferty propose a family of probabilistic time series models to analyze the time evolution of topics in large document collections. The model assumes that a discrete-time state space model governs the evolution of the natural parameters of the multinomial distributions that represent the topics. In [51], the authors propose a continuous time dynamic topic model which uses Brownian motion to model latent topics through a sequential collection of documents, where a “topic” is a pattern of word use that is expected to evolve over the course of the collection. Both papers [9, 51], do not study the prevalence of topics through time, but rather how the topics evolve through time which is a very interesting problem on its own. The papers do not provide analysis on detecting short-lasting topics or propose parameter choices for such detection. We also note that one of the advantages of NCPD and NMF over existing LDA methods is that there are far fewer parameter choices involved in the modeling process.

Tensor decompositions have many applications in machine learning [30, 44] including temporal analysis such as discovering patterns [53], discovering time-evolving topics [5, 4], predicting evolution [19], modeling the behaviors of drug-target-disease interactions [16], and spotting anomalies [39]. The most related work to our own is [4], where the authors use a nonnegative PARAFAC tensor decomposition to analyze Enron email data. They demonstrate the approach provides more interpretability than nonnegative methods, but do not analyze structural or temporal differences between matrix or tensor variants. In particular, they group emails by month, and comment that it is interesting future work to study the effect of varying this granularity. Here, we uncover the

¹The topics learned from data and news references may contain factually inaccurate information. While we include some news references to validate results, many additional sources exist. We make no claims that these sources are factually accurate.

important phenomenon that topics that are short lasting are revealed more readily using NCPD than the matrix variants, suggesting yet another advantage of utilizing higher mode structures.

We refer the reader to [30, 44] for surveys that provide an overview of higher-order tensor decompositions and their applications. This is not meant to be a comprehensive list of all applications of tensor decompositions; however, in this work, we focus on one of the most natural and “simple” low-rank tensor decompositions (CPD). To our knowledge, we are the first to observe and to measure the difference in sensitivity to the lengths of the underlying topics between the matrix-based and tensor-based dynamic topic modeling techniques.

1.3 Preliminaries and Notation

We denote vectors with lowercase letters x with $x(k)$ denoting its k^{th} entry, matrices with uppercase boldface letters, \mathbf{X} , and third-order tensors with uppercase calligraphic letters \mathcal{X} . *Tensors* are common algebraic representations for multidimensional arrays. The *order* of a tensor is the number of dimensions, which is also referred to as *ways* or *modes* [30]. For a matrix \mathbf{X} , the vector x_k denotes its k^{th} column. We let $\|\cdot\|_F$ and $\|\cdot\|_1$ denote the entrywise Frobenius norm, and the entrywise L_1 norm respectively. The set of nonnegative real numbers $[0, \infty)$ is denoted \mathbb{R}_+ . We let \otimes denote the outer product of two vectors. For tensors \mathcal{A} and \mathcal{B} of the same size, denote by $\mathcal{A} \odot \mathcal{B}$ the Hadamard (pointwise) product. When \mathbf{B} is a matrix, for each $1 \leq j \leq n$, we denote their j -mode product by $\mathcal{A} \times_j \mathbf{B}$. See [30] for an excellent survey of related definitions and tensor algorithms.

2 Methods for Dynamic Topic Modeling

In this section, we discuss the dynamic topic modeling methods considered throughout.

2.1 Nonnegative Matrix Factorization

Nonnegative Matrix Factorization (NMF) is a popular tool for extracting hidden themes from text data [13, 32]. For a data matrix $\mathbf{X} \in \mathbb{R}_+^{m \times n}$, one learns a low-rank dictionary $\mathbf{W} \in \mathbb{R}_+^{m \times r}$ and code matrix $\mathbf{H} \in \mathbb{R}_+^{r \times n}$ that minimize $\|\mathbf{X} - \mathbf{WH}\|_F^2$, where $r > 0$ is typically chosen such that $r < \min\{m, n\}$. Suppose m denotes the number of features (in our case unigrams and bigrams) and n the number of documents, then the dictionary matrix \mathbf{W} represents *topics* in terms of the original features. Each column of the code matrix \mathbf{H} represents a data point as a linear combination of the dictionary elements with nonnegative coefficients. We use NMF to learn a dictionary \mathbf{W} from all data and analyze topic dynamics through changes in topic prevalence over time in the code matrices \mathbf{H}_i from each time slice i . The matrices \mathbf{H}_i are column blocks of the code matrix \mathbf{H} that correspond to all the documents from the i -th time slice. The mean topic representation for each time slice is then calculated and given in the columns of the heatmaps (e.g. Figure 8).

2.2 Latent Dirichlet Allocation

Latent Dirichlet Allocation (LDA) is another popular tool for extracting hidden topics from text data [10]. LDA is a hierarchical Bayesian model, in which words and documents are modeled as a finite mixture over an underlying set of topics. For each topic k , let β_k be a multinomial distribution over the vocabulary which is assumed to have been drawn from a Dirichlet distribution $\text{Dirichlet}(\eta)$. For each document d , let θ_d be a distribution over topics which is assumed to have

Dirichlet prior $\text{Dirichlet}(\alpha)$. These prior distributions are assumed to be symmetric. LDA then updates the prior distributions of β and θ and approximates posterior distributions. There are two approaches that are commonly used to approximate posterior distributions Markov Chain Monte Carlo (MCMC) methods and variational inference.

In our experiments, we consider an LDA model that uses online variational inference [23]. Posterior distribution of β is used to find word representation of each topic and posterior distribution of θ gives topic distribution for each document. To learn topic dynamics over time, we take the mean over topic distributions θ_i for all the documents in each time slice and present them as columns of the heatmaps (e.g. Figure 9).

2.3 Nonnegative CP Tensor Decomposition

Nonnegative CP Tensor Decomposition (NCPD) is a tool for decomposing higher-dimensional data tensors into interpretable lower-dimensional representations. NCPD factorizes a tensor into a sum of nonnegative component rank-one tensors, defined as outer products of nonnegative vectors [14, 21]. More precisely, given a third-order tensor $\mathcal{X} \in \mathbb{R}_+^{n_1 \times n_2 \times n_3}$ and a fixed integer $r > 0$, the approximate NCPD of \mathcal{X} seeks matrices $\mathbf{A} \in \mathbb{R}_+^{n_1 \times r}$, $\mathbf{B} \in \mathbb{R}_+^{n_2 \times r}$, $\mathbf{C} \in \mathbb{R}_+^{n_3 \times r}$, such that $\mathcal{X} \approx \sum_{k=1}^r a_k \otimes b_k \otimes c_k$, where the nonnegative vectors a_k , b_k , and c_k are the columns of \mathbf{A} , \mathbf{B} , and \mathbf{C} , respectively. The matrices \mathbf{A} , \mathbf{B} , and \mathbf{C} are referred to as the NCPD *factor matrices*. Such factor matrices are found by solving the following minimization problem

$$\underset{\mathbf{A} \in \mathbb{R}_+^{n_1 \times r}, \mathbf{B} \in \mathbb{R}_+^{n_2 \times r}, \mathbf{C} \in \mathbb{R}_+^{n_3 \times r}}{\text{argmin}} \left\| \mathcal{X} - \sum_{k=1}^r a_k \otimes b_k \otimes c_k \right\|_F. \quad (2.1)$$

Note that (2.1) is a non-convex optimization problem, but it is convex for each factor matrix while the other two factors are held fixed. Leveraging this observation, many proposed algorithms for solving (2.1) have the nature of block coordinate descent [7, 52], including the multiplicative update algorithm [48], alternating least squares [14, 21] and its variants [37].

NCPD is considered as a topic modeling technique for tensor data that successfully showcases topic variation across all modes of the tensor (including temporal mode(s)) [1]. Namely, suppose we have a third-order tensor data $\mathcal{X} \in \mathbb{R}_+^{n_1 \times n_2 \times n_3}$ where $n_1 = \text{words}$ denotes the number of words in the vocabulary, $n_2 = \text{batch}$ denotes the number of documents in a time slice, and $n_3 = \text{time}$ denotes the number of time slices. Applying NCPD to the third-order tensor data \mathcal{X} , we obtain three factor matrices \mathbf{A} , \mathbf{B} , and \mathbf{C} of shapes $(\text{words} \times r)$, $(\text{batch} \times r)$, and $(\text{time} \times r)$, respectively, where $r = \text{topics}$ equals the number of topics we seek to find. We will be the most interested in the factor matrices \mathbf{A} and \mathbf{C} ; the columns of \mathbf{A} give r topics in the data whereas the corresponding columns of \mathbf{C} give how their importance evolve through the time. The second factor matrix \mathbf{B} gives the information on specific groups of documents that contributed to each discovered topic, which is of less importance for our purpose of dynamic topic modeling.

2.4 Online Nonnegative CP Tensor Decomposition

For large tensors, the computational cost of applying NCPD to the entire 3D tensor may be large compared to the LDA- or NMF-based methods. To address this concern, we also apply a recently proposed online version of NCPD (*online CP-dictionary learning*) in [49].

In our application, extracting features from a batch of documents coming from the same time slice is not of major importance. So, what if on each time slice we subsample only a small number

`batch'` \ll `batch` of documents, and apply NCPD to the resulting smaller tensor \mathcal{X}' of shape (`words`, `batch'`, `time`)? This will give us three factor matrices \mathbf{A} , \mathbf{B}' , and \mathbf{C} of shapes (`words`, r), (`batch'`, r), and (`time`, r), respectively, where the first and last factor matrices \mathbf{A} and \mathbf{C} have the same shapes as before. While using NCPD on a single subsample of the original tensor \mathcal{X} has reduced computational cost, we may also lose some information since we only learn from a single subsample. However, it is possible to process a number of such subsamples in a sequential manner, so that each factorization problem have a reduced dimension but the factor matrices \mathbf{A} and \mathbf{C} improves over subsamples. This is the key idea of our dynamic topic modeling method based on an online version NCPD.

Given a probability distribution π on the set of data tensors $\mathbb{R}_+^{n_1 \times n_2' \times n_3}$, online NCPD seeks nonnegative factor matrices $\mathbf{A} \in \mathbb{R}_+^{n_1 \times r}$, $\mathbf{B} \in \mathbb{R}_+^{n_2' \times r}$, $\mathbf{C} \in \mathbb{R}_+^{n_3 \times r}$ by solving the following stochastic program

$$\operatorname{argmin}_{\mathbf{A}, \mathbf{B}, \mathbf{C}} \mathbb{E}_{\mathcal{X} \sim \pi} \left[\inf_{h \in \mathbb{R}_+^{r \times 1}} \left\| \mathcal{X} - \sum_{k=1}^r h(k) a_k \otimes b_k \otimes c_k \right\|_F^2 \right], \quad (2.2)$$

where the *random* data tensor \mathcal{X} is sampled from the distribution π . For each realization of \mathcal{X} , the optimal choice of $h \in \mathbb{R}_+^{r \times 1}$ gives the nonnegative coefficients to combine the rank-1 tensors $a_k \otimes b_k \otimes c_k$. The stochastic program (2.2) is equivalent to the NCPD objective (2.1) when the distribution π is supported on a single data tensor. Indeed, in this case, one can absorb $h(k)$ into a_k as there is a single data tensor to factorize.

We use the algorithm for ONCPD proposed in [49] in order to solve (2.2), which we will refer as ONCPD in this work. Roughly speaking, the algorithm iteratively samples a tensor \mathcal{X}_t from π for $1 \leq t \leq T$ (approximate MCMC sampling allowed), updates a majorizing surrogate of the empirical loss function that approximates the expected loss in (2.2), and minimize that function to get updated factor matrices. It is guaranteed that such algorithm converges to the set of stationary points of the objective of (2.2) and shows superior convergence rate against standard (offline) algorithms for NCPD. During the execution of the algorithm, one only needs to store a matrix of dimension $n_1 n_2' n_3 r$, regardless of the total number of iteration T . We refer the reader to [49] for more details.

3 Quantifying lengths of topics

How can we determine the “length” of a topic found by any of the described methods? How can we judge whether a topic is considered “short-lasting”?

First, we can judge the topic lengths visually based on the heatmaps of matrix $\mathbf{T} \in \mathbb{R}_+^{r \times n}$ representing the dynamics of the topics over time (see e.g., Figure 2). In the case of NCPD and ONCPD, $\mathbf{T} = \mathbf{C}$ is a temporal factor matrix, and in the cases of NMF and LDA, the columns of \mathbf{T} are averages of the topics intensities over the day slices. By construction, this matrix \mathbf{T} has normalized columns. Qualitatively, approximately sparse rows of the matrix \mathbf{T} correspond to the topics that were trending shortly or periodically (see e.g., topics in Figure 4).

To complement this qualitative analysis of the topics’ lengths, in this section, we propose a metric to quantify the notion of the length of a topic. This way, one can explicitly parametrize the effective (approximate) length of each topic and demonstrate the variability of the topics lengths discovered by the tensor-based methods.

Our proposed metric quantifies the number of consecutive days required to cover a certain “proportion” of the topic that we denote by α . We consider the matrix $\tilde{\mathbf{T}} \in \mathbb{R}_+^{r \times n}$ which is the matrix \mathbf{T} with the rows normalized to add up to 1. Normalization of the rows produces a probability distribution for each individual topic over time. Informally, it captures how many consecutive days are required for each topic to include a certain proportion of its whole “mass”. Specifically, for a fraction $\alpha \in [0, 1]$ and the topic τ , its α -effective length denoted by $\ell_\alpha(\tau)$, is defined as

$$\ell_\alpha(\tau) := \max_{i \in [n]} \begin{cases} \min \{l \mid \sum_{i:i+l} > \alpha\} & \text{if } \sum_{i:n} > \alpha, \\ 0 & \text{otherwise,} \end{cases} \quad (3.1)$$

$$\text{where } \sum_{i_1:i_2} := \sum_{j=i_1}^{i_2} \tilde{\mathbf{T}}[\tau, j].$$

By definition, for $\alpha = 0$ all the topics will have zero length and for $\alpha = 1$ all the topics will have the full support of the topics on the time mode, which is typically the length n of the full time horizon. Typically, the intermediate values of α could demonstrate the variability of the topic lengths as we can see below in Figure 3 (NCPD case). The choice of parameter α can be determined by a specific application. Visually, this technique acts as an “elbow method” as α varies, where we can also observe the re-occurrence of a topic by the number of elbows in the curve (e.g., see Figure 3, NCPD, topic (3)). Accordingly, we choose $\alpha = 60\%$ for the Figure 7 below, and observe smaller mean and greater standard deviation for the 0.6-effective lengths of the topics generated by NCPD and ONCPD.

By varying the value of α in $[0, 1]$, one obtains plots the function $\alpha \mapsto \ell_\alpha(\tau)$, which we refer to the *topic ROC*, from which various information on temporal features of learned topics can be extracted (see, e.g., Figure 3). We note the following elementary but useful observations on topic ROCs:

- (a) The diagonal line in topic ROC corresponds to topics that are uniformly distributed over the entire time horizon;
- (b) For any topic τ , its topic ROC lies beneath the diagonal line;
- (c) If a topic τ is fully covered by k -consecutive time units, i.e., $\ell_1(\tau) = k$, then its topic ROC lies beneath the line segments from $(0, 0)$ to $(1, k)$.

Based on the above observations, it is also possible to give a single *persistence score* for each topic, that is, a number independent of other parameters (such as α) and of visual judgement. One of many ways to define it is to aggregate the α -effective lengths with various values of α , measuring the area under the curve $\alpha \mapsto \ell_\alpha(\cdot)$, and normalizing it by $1/2$ total number of time slices in the time range (see *nAUC* scores in the legend of Figure 3). Such normalization guarantees all the persistence (*nAUC*) scores to be in the range between 0 and 1, since the curve ℓ_α always lies under the diagonal. Indeed, *nAUC* equals 1 corresponds to the “most persistent” topic having equal weights at each time slice in the range (observation (a)). Further, if a topic is fully covered by a short time interval, its *nAUC* score would be close to 0 (observation (c)).

We note that multiple variations of the definition (3.1) are possible and might be preferable in some applications. For example, the alternative measure that considers non-consecutive days contributions to the topic length would be able to detect periodic topics like the ones we can visually observe in Figure 4.

4 Experiments

In this section, we compare the performance of NMF, LDA, NCPD and ONCPD methods in identifying temporal topics in several datasets. Subsection 4.2 compares the methods on a semi-synthetic dataset derived from the popular 20 Newsgroups dataset [46] to serve as a benchmark. We consider a dataset of news headlines from the years 2003 to 2019 that contains long-lasting, short-lasting and periodic topics in Subsection 4.3. Finally, Subsection 4.4 considers a dataset of the top retweeted tweets from each day during several months of the COVID-19 pandemic, which was a particularly dynamic period in terms of the amount of events happening over short periods of time. The keyword representation of each of the extracted topics is also provided for interpretability².

The number of topics for the synthetic 20 Newsgroups dataset is chosen to match the known number of article subjects. For complex real-world datasets such as COVID-19 Twitter and News Headlines datasets, we choose the number of topics to balance readability and the discovery of relevant events. We believe that increasing the number of topics could reveal additional relevant topics.

4.1 Experimental Setup

In all the experiments, documents are converted to term frequency–inverse document frequency (TFIDF) vector representations using the sklearn TFIDFVectorizer [43]. We compute NMF of the data matrix using sklearn [43] with nonnegative double singular value decomposition initialization [11]. We compute NCPD of the tensor data with multiplicative updates [48] using TensorLy [31] and SVD initialization. We compute ONCPD using the Online CP-Dictionary Learning algorithm in [49] with SVD initialization. The subsampled batch size (`batch' = n'2`) for ONCPD (see Section 2.4) equals 5 for 20 Newsgroups (full `batch = n2 = 26`, see Section 4.2) and 100 for both the Headlines ($n_2 = 700$, see Section 4.3) and Twitter data sets ($n_2 = 1000$, see Section 4.4). Lastly, for LDA we construct a bag-of-words corpus using the same dictionary as the other methods (obtained from the TFIDF weights) and compute the model using gensim LDA model [45] with various number of passes and training chunks to save memory on larger datasets [23]. Our code is publicly available³.

4.2 Semi-synthetic Dynamic Dataset Results

The 20 Newsgroups dataset [46] is a collection of documents divided into six groups partitioned into subjects, with a total of 20 subtopics. This dataset is commonly used as an experimental benchmark for document classification and clustering. We consider a semi-synthetic dataset constructed from the 20 Newsgroups dataset to illustrate the dynamic topic modeling performance of NMF, LDA, NCPD, and ONCPD on a simple and well-understood dataset.

We consider only five categories: “Atheism”, “Space”, “Baseball”, “For Sale”, and “Windows X” with a total of 1040 documents. We remove headers, footers, and quotes from all documents and compute TFIDF representation with vocabulary size equal to 5000. The NLTK English stopword list [8], and words appearing in more than 95% of the documents are removed. We organize the dataset into a $5000 \times 26 \times 40$ tensor with dimensions: vocabulary size by number of documents by

²Each learned topic is represented by a positive linear combination of terms. Terms with larger values in a particular topic are more significant for that topic and, thus, the terms with the largest values provide interpretable descriptions of the topics.

³<https://github.com/lara-kassab/dynamic-tensor-topic-modeling>

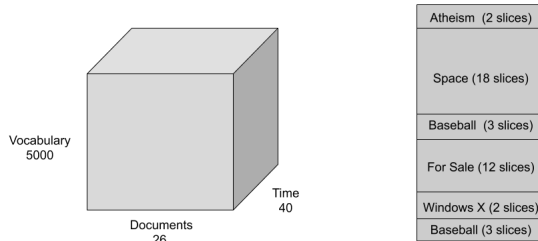


Figure 1: Semi-synthetic 20 Newsgroups tensor construction.

time. Each time slice consists entirely of articles from the same category, and the categories of the times slices are ordered as: (“Aethism”, time slices 1-2), (“Space”, time slices 3-20), (“Baseball”, time slices 21-23), (“For Sale”, time slices 24-35), (“Windows X”, time slices 36-37), and (“Baseball”, time slices 37-40). The tensor is illustrated in Figure 1. We run NMF, LDA, NCPD, and ONCPD as described in Section 2 with rank equal to 5 reflecting the number of categories in the dataset.

Learned topics and prevalence of each topic over time are indicated for each method in Figure 2. On this semi-synthetic data, NCPD and ONCPD identify topics associated with each subject and accurately indicates the temporal occurrence of each subject, while NMF and LDA learn topics that are prevalent during time slices associated with multiple subjects. NCPD and ONCPD learn a single topic for each subject included in the dataset and accurately attributes highest prevalence to the true underlying topic in each time slice.

NMF and LDA also learn reasonable topics, including topics corresponding to the longer-lasting “Space” and “For Sale” segments. On this relatively simpler semi-synthetic data, NMF and LDA detect some but not all of the short-lasting topics. For example, NMF’s learned topic 1 spikes in prevalence during the short-lasting “Aetheism” and “Baseball” segments, while LDA accurately detects a short-lasting “Windows X” related topic. Both LDA and NMF learn topics that blend multiple document subjects. For example, for both NMF and LDA, the most prevalent topic detected during the “Aetheism” time slices is also present during the “Space” time slices. The difference in the ability to detect short-lasting topics between NCPD versus NMF and LDA is even more drastic for the more complex Twitter and News Headlines datasets (Subsections 4.3 and 4.4).

In Figure 3 we track the effective lengths of each of 5 topics for a range of the values of α . The intermediate values of $\alpha \sim 0.5$ can show significant difference in the topic lengths variability across the methods. We can see that NCPD discovers 2 topics so that 70% of them appeared within 2 day period. One topic so that its 70% took 8 days and 2 more topics that require more than 15 days for their 70% of the content. In contrast, all the topics discovered by LDA have similar length and are generally longer then those discovered by NCPD: for the 70% of the content, all of them require at least a 12 day time window.

With an elbow method, NCPD discovers two short-lasting topics (topics 4 and 5) with the 0.7-effective length of one day, two topics (topics 2 and 1) of 0.9-effective lengths of 10 and 18 days, respectively, and one topic (topic 3) of 0.9-effective length of 20 days that also has 0.4-effective length of only 2 days (which is, precisely the lengths of these artificially created topics). Choosing α in a shape-agnostic way, with $\alpha \sim 0.5$, we also see that only NCPD method finds 2 short-lasting topics with the effective length of one day and three longer topics with the diverse lengths. The legends contain topic numbers referring to the Figure 2 (for example, topic (3) of the NMF has top

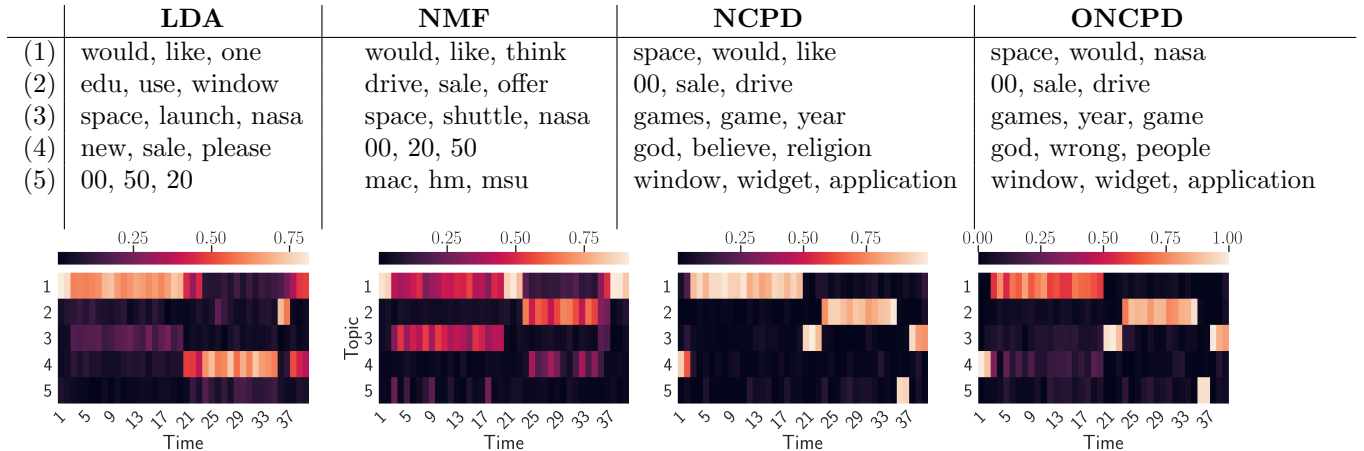


Figure 2: The learned topics and prevalence of each extracted topic from the semi-synthetic 20 Newsdataset are shown for each of the four models (LDA, NMF, NCPD, ONCPD). The columns of each heatmap indicate the distribution over the extracted topics for each time slice. The top three keywords corresponding to each topic of the models are provided in the table.

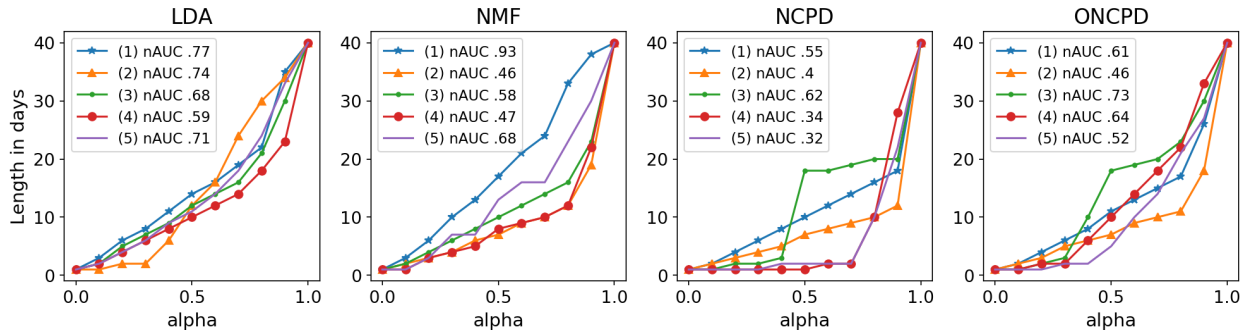


Figure 3: Plot of the α -effective lengths of all 5 topics against $\alpha \in [0, 1]$ of the 20news dataset over LDA, NMF, NCPD, and ONCPD methods. The normalized area under the curve (nAUC) is given for each topic in the legend.

three words “space, shuttle, nasa”). Additionally, the normalized area under the curve (nAUC) is given for each topic in the legend. It is normalized to be one for a topic uniformly distributed over time. Thus, nAUC shows persistence of topics by aggregating the α -effecting lengths over all α values in the range from 0 to 1. It also shows that LDA tends to find only persistent topics, and NCPD includes more fleeting topics than other methods.

4.3 News Headlines Dataset Results

This is yet another example that combines short-lasting and long-lasting topics, that additionally includes one more temporal structure of *periodic* topics (which we also find much easier to discover with tensor-based methods). *A Million News Headlines* is a dataset containing news headlines published over a period of 17 years sourced from the Australian news source ABC [33]. The dataset includes noteworthy global events from February-2003 to December-2019 (203 months total) with a

focus on Australia. We consider 700 headlines randomly selected per month with a total of 142,100 headlines in the entire dataset. We compute a TFIDF representation for documents, and limit the vocabulary size to 7000. The NLTK English stopword list [8], "abc", and words appearing in more than 70% of the documents or less than 5 documents were removed. We run NMF, LDA, NCPD, and ONCPD with rank equal to 25 to balance readability and the discovery of relevant events.

All of the methods feature several persistent topics, including those trending in earlier and later years only. The majority of such topics are generic and refer to the state entities, society or police, rather than specific events, e.g., in Figure 4, NMF topic 15 ("australian, open, market"), LDA topic 18 ("man, court, murder"), or NCPD, topic 4 ("police, new, us"). There are common topics among them, such as the one related to the government, including NMF, topic 5 ("govt, urged, vic"), LDA, topic 11 ("health, report, govt"), and NCPD, topic 13 ("govt, closer, pm"). Furthermore, we observe that NMF picks up only the topics that persist through time, as we observed in the previous sections. Some of the topics discovered by LDA seem to refer to more time-localized events, such as, LDA, topic 6 ("found, canberra, dead"). However, each topic discovered by LDA includes articles throughout the whole time span.

Using NCPD for topic modeling (Figure 5) discovers a range of short-lasting events, such as the swine flu outbreak peaking in Spring 2019 (topic 20, "swine, flu, case", compare with [24]), federal elections in 2009 (topic 24, "election, federal, 2019"), the "Boxing day tsunami" on December 26th, 2004⁴ (topic 8, "tsunami, aid, toll"), and others. Moreover, some learned topics trend periodically throughout the years, being related to a specific time of the year. For example, topic 9 ("budget, federal, may") trends every spring, but especially in 2014, while Boxing day shopping events are present each December (topic 21, "christmas, day, boxing"). We conclude the discussion of the NCPD results with a comparison between the topics 1 and 2, both having "interview" as the most frequent word. Topic 1 ("interview, police, man") refers to more generic police-suspect interviews and is prevalent across several years, whereas topic 2 ("interview, nathan, john") likely refers to popular interview(s) with public figures.

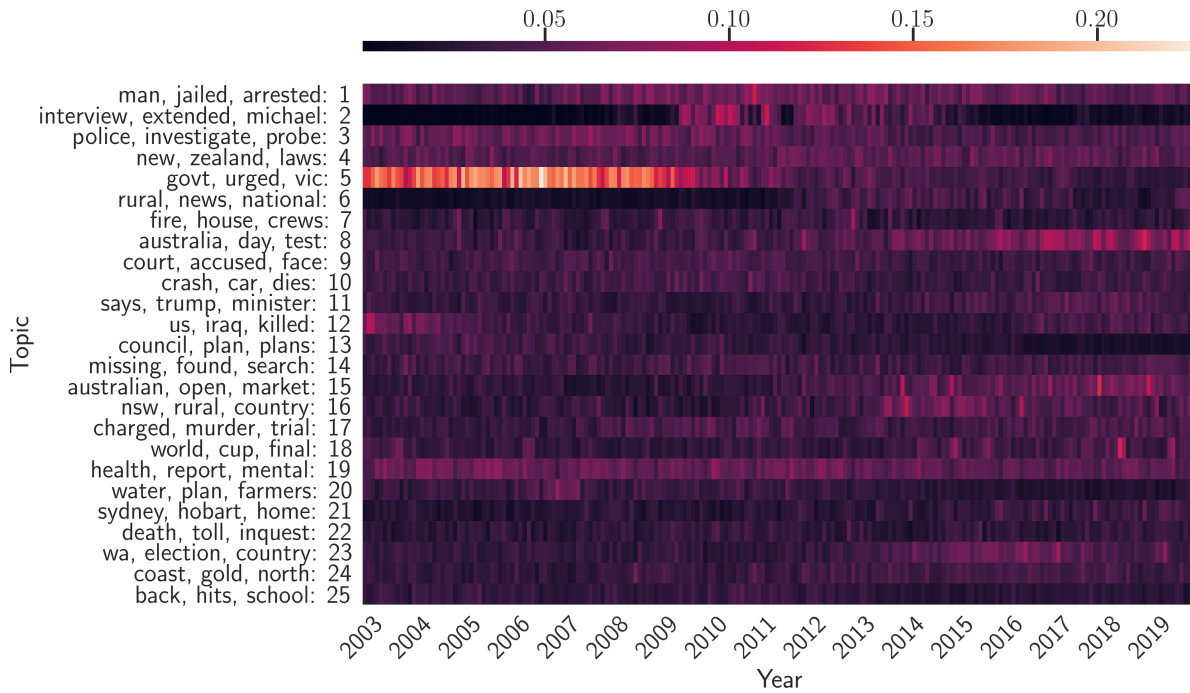
In Figure 6, we show the result of dynamic topic modeling using ONCPD on the large-scale News Headlines dataset. We see that the result is comparable with the one using NCPD in Figure 4 sharing a number of short-lasting topics, e.g., topic 8 in Figures 4 and 6 on 'tsunami' and topic 20 in Figure 4 and topic 23 in Figure 6 on 'swine, flu'.

Figure 7 demonstrates the histograms of the lengths of all 25 topics in the Headlines dataset with $\alpha = 0.6$. We can see that LDA produces very similar in length longer topics. Only NCPD method is able to pinpoint six shortest topics with the effective length under 10 days for 60% of their content (compare with Figure 4). Then, ONCPD has the most length variability: sample standard deviations of the lengths of the topics discovered is 2.16, 17.54, 28.02, and 28.6 respectively for LDA, NMF, NCPD, and ONCPD methods.

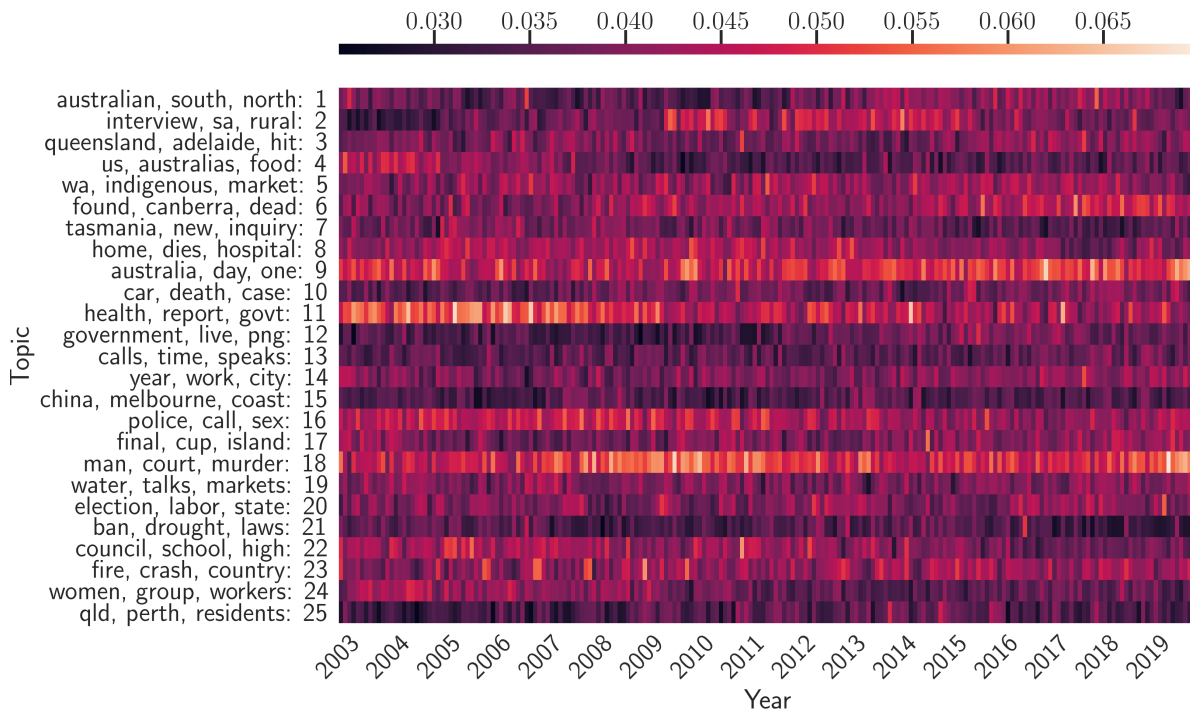
4.4 COVID-19 Related Tweets Dataset Results

Finally, we consider a dataset of tweets related to the COVID-19 pandemic, collected from February-April 2020 [15]. We subsample the dataset to 90,000 tweets by keeping 1000 most popular tweets per day so that the number of tweets is the same for each day ("popularity" is measured by the

⁴e.g., "2004 Indian Ocean earthquake and tsunami: Facts, FAQs, and how to help" (World Vision, <https://www.worldvision.org/disaster-relief-news-stories/2004-indian-ocean-earthquake-tsunami-facts>)



(a) The normalized mean topic representation of headlines per month learned via NMF with rank 25.



(b) The mean topic representation of headlines per month learned via LDA with rank 25.

Figure 4: News Headlines dataset results for NMF and LDA.

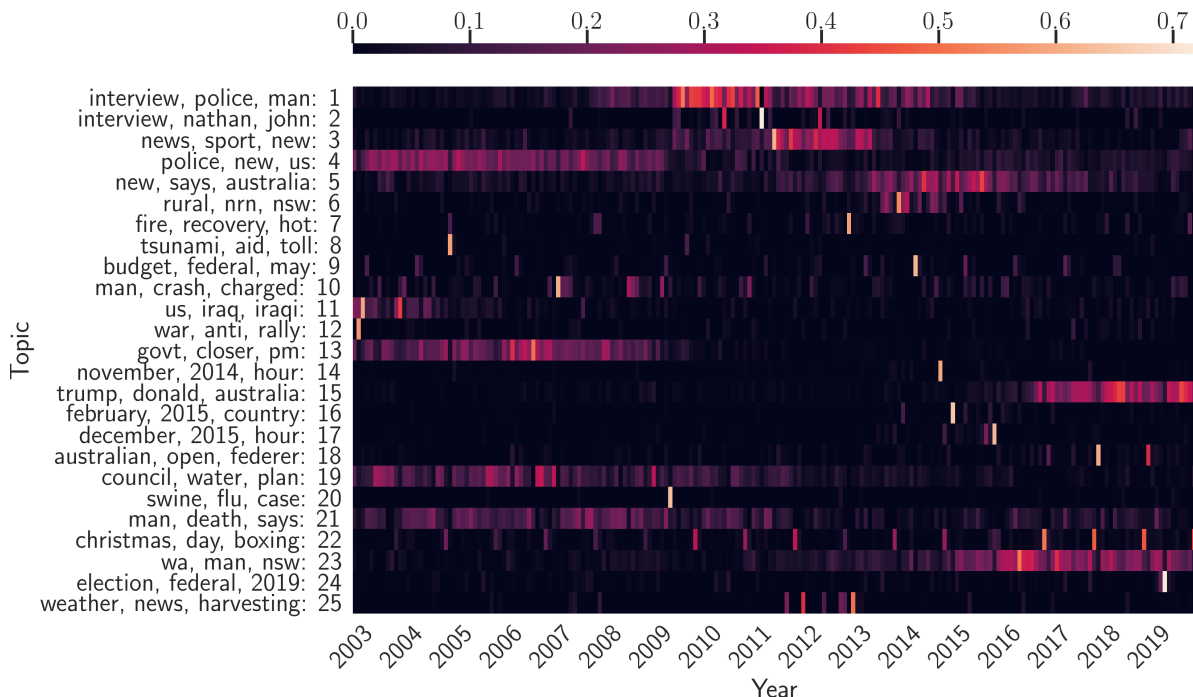


Figure 5: The normalized factor matrix of NCPD on the News Headlines dataset with rank 25.

number of retweets)⁵. We limit the vocabulary size to 5000, remove the NLTK English stopword list [8] and non-word sequences such as “https”. We additionally remove words that are essentially synonymous with COVID-19 (such as, “coronavirus” or “covid”) as all the tweets in the dataset are related to this common topic. We run all the methods with target rank 20 to balance readability and the discovery of relevant events.

We present results in the form of heatmaps that summarize both the term representation and temporal prevalence of topics in Figures 8-11. For NMF and LDA, the mean topic representation for each day is given in the columns of the heatmaps, while for NCPD and ONCPD, the factor matrix showcasing the temporal representation of the topics is shown. Each row of the heatmaps corresponds to a learned topic and a three-term summary of each topic is included for interpretability. The top three terms (unigrams and bigrams) are listed for each topic.

Each of the methods recovers common large trends in the data. Generally, China-related topics are most prominent in early and mid February. The prevalence of these topics then decreases in mid February. A topic relating to new cases spikes in prevalence in mid February as outbreaks begin to occur around the world. In late February to mid March, a topic relating to U.S. President Trump and his administration’s response spikes in prevalence. Separate “social distancing”, “stay home,” and “lockdown” topics begin in early to mid March. These topics typically persist throughout April.

On the other hand, certain topics are only present for a short period of time, and such topics were discovered by NCPD and ONCPD only (see Figure 10). Several such short-lasting topics are

⁵We would like to note that online versions of the methods can be used to efficiently process larger datasets, in particular, they can be used to avoid subsampling in the Twitter (Section 4.4) and Headlines (Section 4.3) dataset, see more in Section 5.

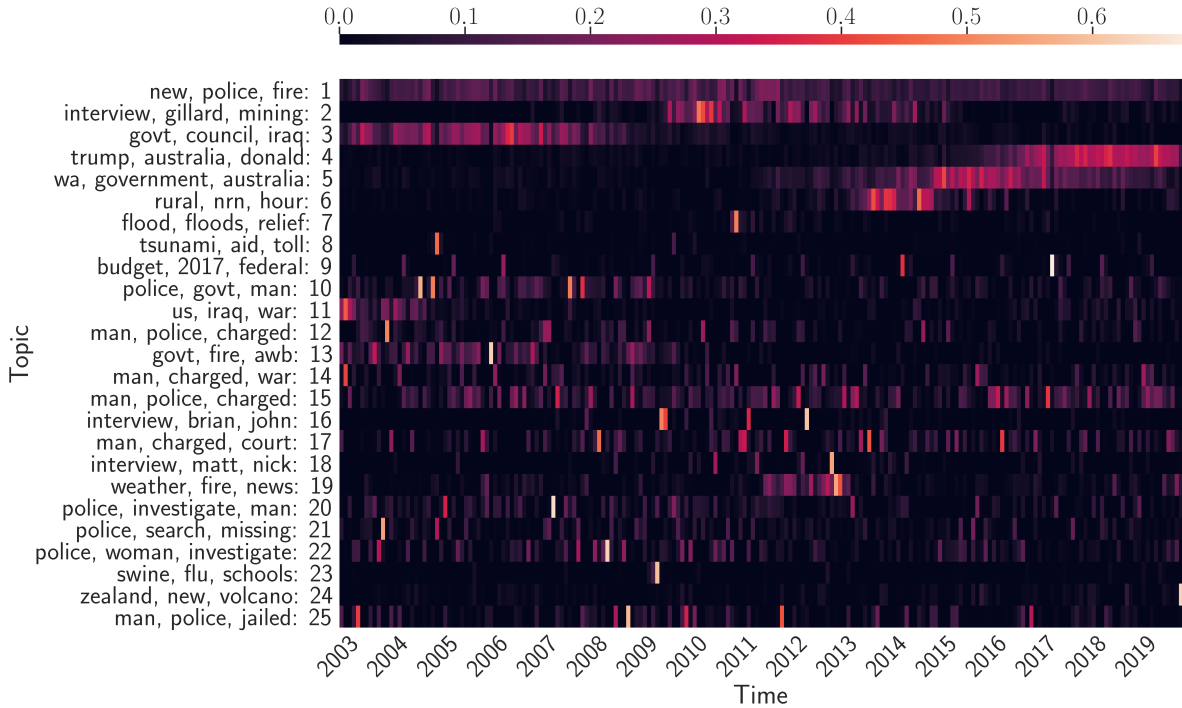


Figure 6: The normalized factor matrix of ONCPD on the News Headlines dataset with rank 25. The algorithm sequentially processes 1/10 of the documents until convergence.

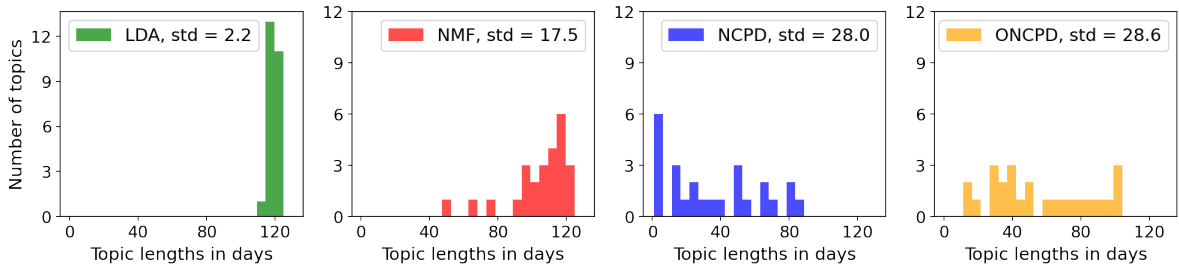


Figure 7: The α -effective lengths with $\alpha = 0.6$ of all 25 topics of the Headlines dataset over LDA, NMF, NCPD and ONCPD. NCPD discovers 6 topics with the lengths below 10 months (compare with the topics 7,8,14,16,20, and 24 in Figure 4). The legend also contains sample standard deviations, demonstrating the greater variability of the topic lengths, discovered by the tensor-based methods.

detected by NCPD in February (Figure 10). For example, topic 2 relating to the beliefs surrounding eating meat and COVID-19⁶ peaks on February 2, and topic 19 related to the passengers of the cruise ship, Diamond Princess, peaks on February 5 [28]. Further, political topics such as topic 3 relating to President Trump’s claims of COVID-19 being the Democrats’ new hoax⁷ peaks on

⁶e.g., “No Meat, No Coronavirus’ Makes No Sense” (Wire, 2020, <https://thewire.in/health/meat-eating-2019-novel-coronavirus-wuhan-bats-proteins-cattle-climate-cow-vigilantism>)

⁷e.g., “Trump Calls Coronavirus Democrats’ ‘New Hoax’” (NBCNews, 2020, <https://www.nbcnews.com/>)

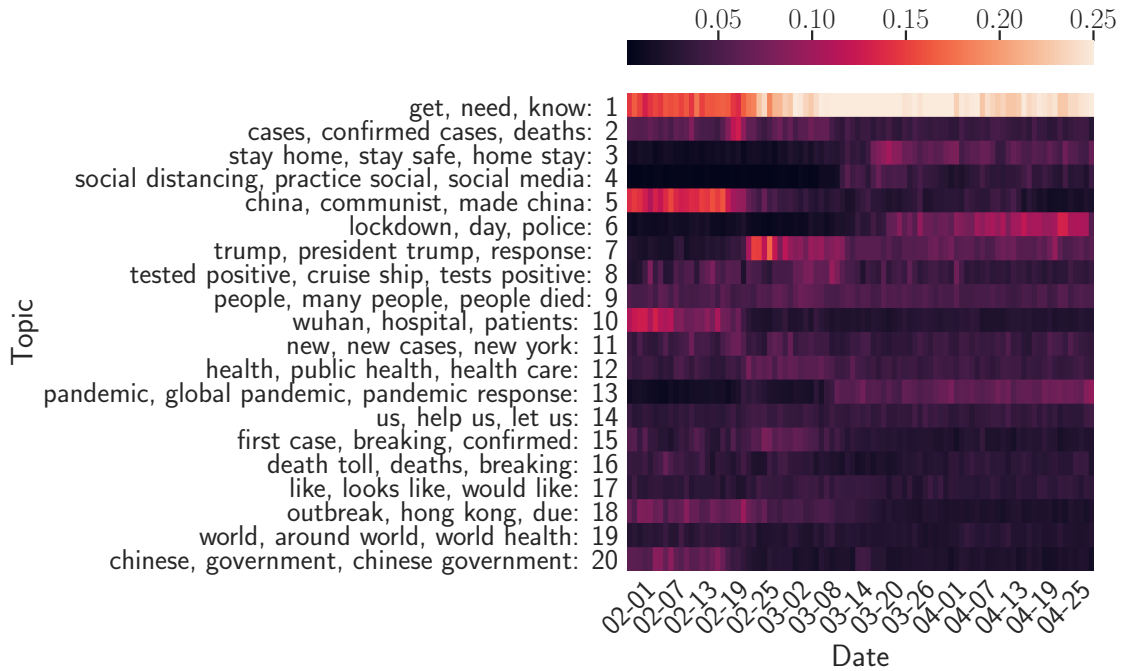


Figure 8: The normalized mean topic representation of tweets per day learned via NMF with rank 20.

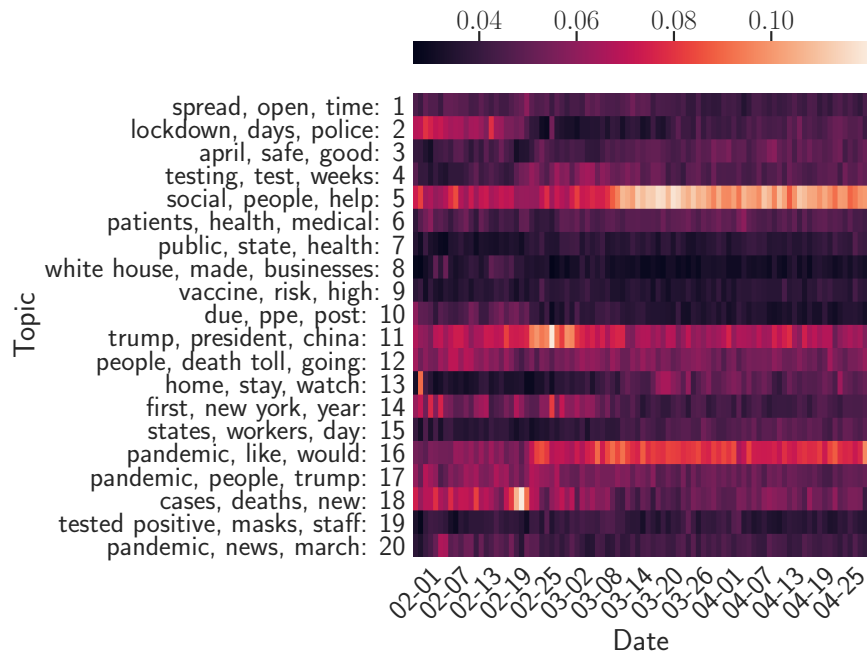


Figure 9: The mean topic representation of tweets per day learned via LDA with rank 20.

politics/donald-trump/trump-calls-coronavirus-democrats-new-hoax-n1145721)

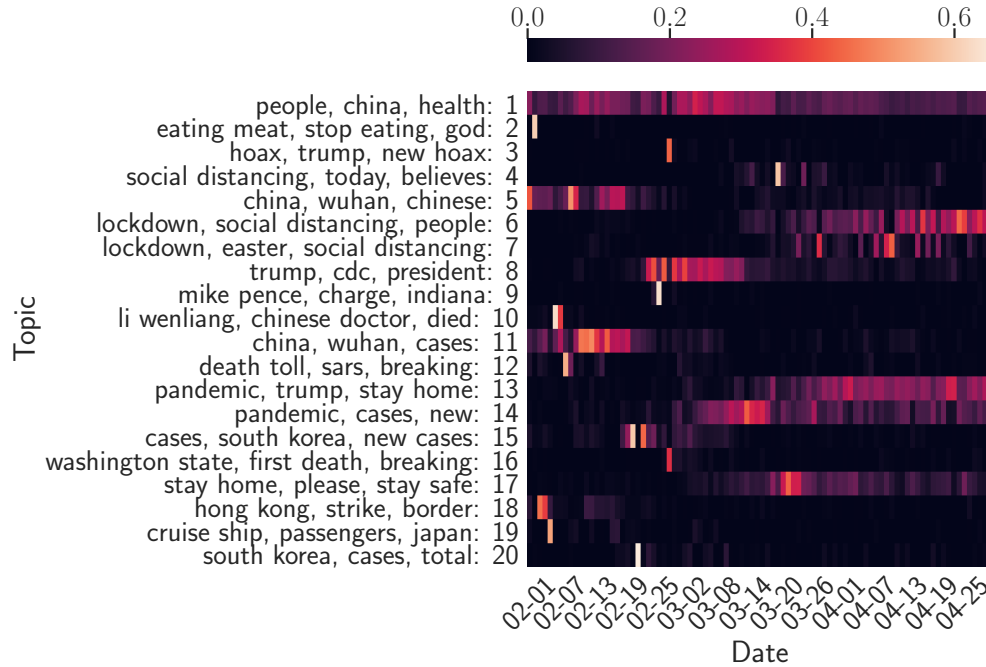


Figure 10: The normalized factor matrix of NCPD on the tweets dataset with rank 20.

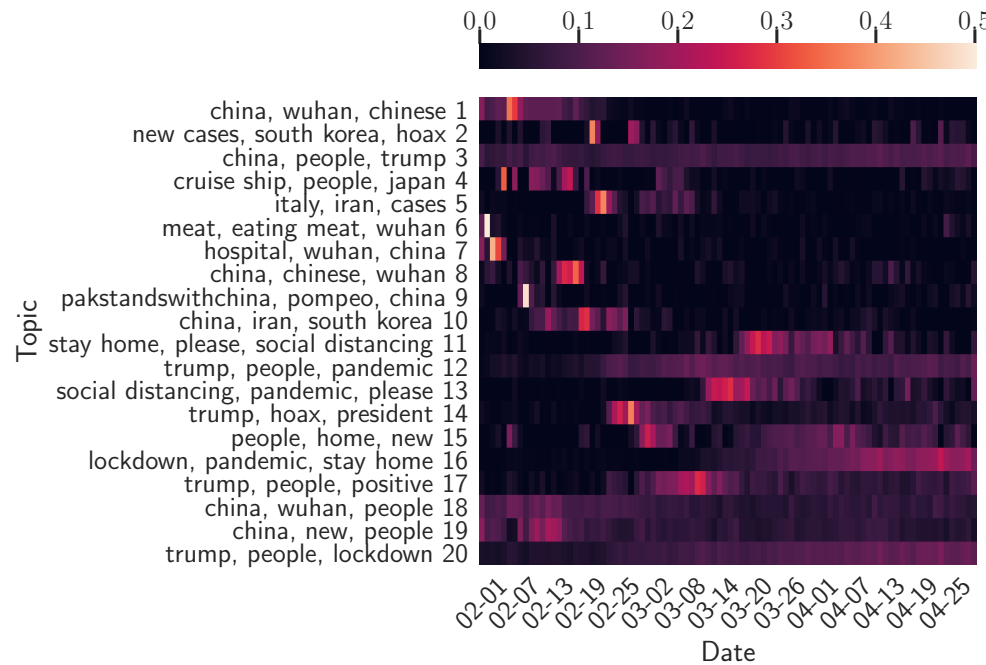


Figure 11: The normalized factor matrix of ONCPD on the tweets dataset with rank 20.

February 28, and topic 9 relating to Vice President Mike Pence’s appointment as chair of the White

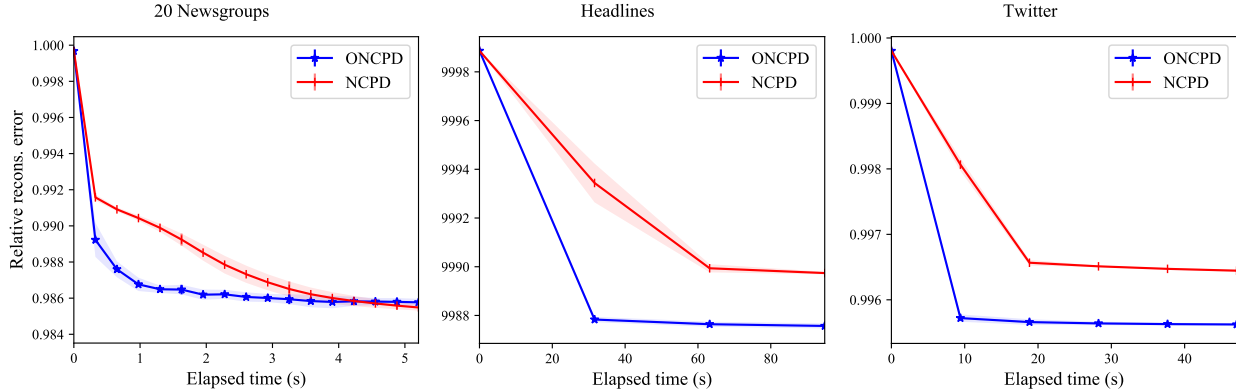


Figure 12: Plots of reconstruction error in time of NCPD (red) and ONCPD (blue) for three datasets: 20 Newsgroups (left), News Headlines (middle), and Twitter (right). Average and one standard deviations of relative reconstruction errors among ten trials with random initialization are shown.

House Coronavirus Task Force⁸, peaks on February 26. Other topics related to deaths include topic 10 on the death of the Chinese doctor, Dr. Li Wenliang⁹, which peaks on February 6, and topic 16 related to the first death in Washington State due to COVID-19¹⁰, which peaks on February 28. Lastly, topics related to South Korea include topic 15 and 20, which are most prominent in February 20-22¹¹. Topic 20 captures “cases/new cases” events related to the outbreak in South Korea more generally, whereas topic 15 captures the outbreak event in Iran. The fact that the short-lasting topics are discovered at similar times to related news articles additionally demonstrates how quickly events are discussed on Twitter. We also observe that in the first months of the pandemic general Twitter discussion was less homogeneous, leading to greater variety of popular short-lasting topics appearing. Later on, primarily longer-lasting topics are detected by all methods.

5 Discussion: NCPD and ONCPD

In the previous sections we demonstrated that the tensor methods, especially NCPD, are superior in finding topics of different length, especially short-lasting topics. An obvious disadvantage of NCPD is the computational cost of finding the nonnegative CP decomposition and memory required to store the whole tensor. Now we show that ONCPD provides a viable alternative to the NCPD method for the limited computational resources.

In this section, we compare the performance of NCPD [48] and ONCPD [49] on all three datasets (semi-synthetic 20 Newsgroup, COVID-19 related tweets, and News Headlines). For each dataset, we run each of the algorithms with rank 5 ten times with randomly initialized factor matrices

⁸e.g., “Trump Puts Pence in Charge of Coronavirus Response” (Politico, 2020, <https://www.politico.com/news/2020/02/26/trump-puts-pence-in-charge-of-coronavirus-response-117790>)

⁹e.g., “Li Wenliang: Coronavirus Kills Chinese Whistleblower Doctor” (BBC, 2020, <https://www.bbc.com/news/world-asia-china-51403795>)

¹⁰e.g., “Washington State Man becomes First U.S. Death from Coronavirus” (NBCNews, 2020, <https://www.nbcnews.com/news/us-news/1st-coronavirus-death-u-s-officials-say-n1145931>)

¹¹e.g., “Number of New Coronavirus (COVID-19) Cases in South Korea from January 20 to August 21, 2020” (Statista, 2020, <https://www.statista.com/statistics/1102777/south-korea-covid-19-daily-new-cases/>)

with independent entries sampled uniformly from the interval $[0, 1]$. In Figure 12, the average of reconstruction errors (computed by (2.1)) with 1 standard deviation are shown by the solid lines and shaded regions of respective colors.

ONCPD works with smaller data tensors of size $(\text{words}, \text{batch}', \text{time})$ (see also the discussion in Subsection 2.4), where we may take batch' arbitrarily smaller than the actual number of documents batch in the original data tensor. From this, one can expect that the ONCPD is more computationally efficient than the standard NCPD algorithm [48]. Indeed, in Figure 12, we see that ONCPD is able to decrease the reconstruction error much more rapidly than the standard NCPD, although given enough time and computational budget, NCPD may eventually end up with smaller reconstruction error than ONCPD as in the 20 Newsgroups data in Figure 12.

Also, it is important to re-iterate that such a computational gain in using ONCPD in dynamic topic modeling is not necessarily entails a compromise in the ability of NCPD to learn a variety of the short-term and long-term topics (e.g., in the News Headlines).

6 Conclusion and future work

We demonstrate nonnegative CANDECOMP/PARAFAC decomposition (NCPD) as a powerful dynamic topic modeling technique capable of detecting short-lasting and periodic topics along with long-lasting topics in dynamic text datasets (including news headlines and Twitter feeds). We compare NCPD to other popular dynamic topic modeling techniques based on NMF and LDA. Furthermore, we observe that on the simpler semi-synthetic dataset all methods are able to detect short and long-lasting topics, while NCPD and an online variant are the only methods able to detect and accurately represent short-lasting topics in the COVID-19 Twitter dataset and the short-lasting and periodic topics in the headlines dataset. We discuss and compare the temporal topic patterns learned through each of these methods. We validate some learned topics against news sources, and show that NCPD accurately discovers topics trending in news sources, and successfully attribute them to the period of times they were trending. We propose several ways to measure the lengths of the discovered topics and validate the ability of tensor methods to discover short-term topics quantitatively. Furthermore, for large datasets, ONCPD serves as viable alternative for learning topics and their temporal patterns, retaining the ability to detect short-lasting topics.

Among the natural future directions of the current work, is improving the efficiency of nonnegative tensor decompositions, e.g., by employing geometry-preserving tensor dimension reduction techniques (such as, [27]), running NCPD fitting algorithms on a compressed tensor, and subsequent recovery of the topics from their compressed representation. Other important extensions include more informed treating of the batches of non-equal size rather than direct sub-sampling from richer batches, and controlling the average desired length of the discovered topics, thus forcing the algorithm to focus more or less on the short-term events.

Additionally, it is interesting to study the prominence evolution of a particular topic with respect to the others via tensor extensions of the recently proposed GuidedNMF algorithm [50]. Finally, we believe that the ability of multi-order methods to detect prominent localized trends will be important for various applications beyond the text data analysis. Especially, in the areas that now recognize nonnegative matrix factorization techniques among one of the standard analysis tools, such as image analysis [36, 34, 22], or computational biology [12, 29, 2].

Acknowledgements

We thank Jacob Moorman for his contributions to the code used. ER is also thankful to Maria Avdeeva for very useful discussions. DM, DN and ER were partially funded by NSF DMS 2011140 and NSF BIGDATA 1740325. DN and ER are also partially supported by NSF DMS 2106472.

References

- [1] M. Ahn, N. Eikmeier, J. Haddock, L. Kassab, A. Kryshchenko, K. Leonard, D. Needell, R. Madushani, E. Sizikova, and C. Wang. On large-scale dynamic topic modeling with non-negative CP tensor decomposition. *arXiv preprint arXiv:2001.00631*, 2020.
- [2] L. B. Alexandrov, S. Nik-Zainal, D. C. Wedge, P. J. Campbell, and M. R. Stratton. Deciphering signatures of mutational processes operative in human cancer. *Cell reports*, 3(1):246–259, 2013.
- [3] P. Anttila, P. Paatero, U. Tapper, and O. Järvinen. Source identification of bulk wet deposition in finland by positive matrix factorization. *Atmospheric Environment*, 29(14):1705–1718, 1995.
- [4] B. W. Bader, M. W. Berry, and M. Browne. Discussion tracking in Enron email using PARAFAC. In *Survey of Text Mining II*, pages 147–163. Springer, 2008.
- [5] S. Bahargam and E. Papalexakis. A constrained coupled matrix-tensor factorization for learning time-evolving and emerging topics. *arXiv preprint arXiv:1807.00122*, 2018.
- [6] M. Belford, B. MacNamee, and D. Greene. Ensemble topic modeling via matrix factorization. In *24th Irish Conference on Artificial Intelligence and Cognitive Science (AICS'16), Dublin, Ireland, 20-21 September 2016*, volume 1751. CEUR Workshop Proceedings, 2016.
- [7] D. P. Bertsekas. *Nonlinear programming*. Athena scientific Belmont, 1999.
- [8] S. Bird, E. Klein, and E. Loper. *Natural Language Processing with Python: Analyzing Text with the Natural Language Toolkit*. ” O’Reilly Media, Inc.”, 2009.
- [9] D. M. Blei and J. D. Lafferty. Dynamic topic models. In *Proceedings of the 23rd International Conference on Machine Learning*, pages 113–120, 2006.
- [10] D. M. Blei, A. Y. Ng, and M. I. Jordan. Latent Dirichlet allocation. *the Journal of machine Learning research*, 3:993–1022, 2003.
- [11] C. Boutsidis and E. Gallopoulos. SVD based initialization: A head start for nonnegative matrix factorization. *Pattern recognition*, 41(4):1350–1362, 2008.
- [12] J.-P. Brunet, P. Tamayo, T. R. Golub, and J. P. Mesirov. Metagenes and molecular pattern discovery using matrix factorization. *Proceedings of the national academy of sciences*, 101(12):4164–4169, 2004.
- [13] I. Buciu. Non-negative matrix factorization, a new tool for feature extraction: Theory and applications. *International Journal of Computers, Communications and Control*, 3(3):67–74, 2008.

- [14] J. D. Carroll and J.-J. Chang. Analysis of individual differences in multidimensional scaling via an N-way generalization of “Eckart-Young” decomposition. *Psychometrika*, 35(3):283–319, 1970.
- [15] E. Chen, K. Lerman, and E. Ferrara. Tracking social media discourse about the COVID-19 pandemic: Development of a public coronavirus Twitter data set. *JMIR Public Health and Surveillance*, 6(2):e19273, 2020.
- [16] H. Chen and J. Li. Modeling relational drug-target-disease interactions via tensor factorization with multiple web sources. In *The World Wide Web Conference*, pages 218–227, 2019.
- [17] L. Chen, K. T. Hossain, P. Butler, N. Ramakrishnan, and B. A. Prakash. Flu gone viral: Syndromic surveillance of flu on twitter using temporal topic models. In *2014 IEEE International Conference on Data Mining*, pages 755–760. IEEE, 2014.
- [18] A. Cichocki, R. Zdunek, and S.-i. Amari. Nonnegative matrix and tensor factorization [lecture notes]. *IEEE signal processing magazine*, 25(1):142–145, 2007.
- [19] D. M. Dunlavy, T. G. Kolda, and E. Acar. Temporal link prediction using matrix and tensor factorizations. *ACM Transactions on Knowledge Discovery from Data (TKDD)*, 5(2):1–27, 2011.
- [20] D. Greene and J. P. Cross. Exploring the political agenda of the European parliament using a dynamic topic modeling approach. *Political Analysis*, 25(1):77–94, 2017.
- [21] R. A. Harshman et al. Foundations of the PARAFAC procedure: Models and conditions for an “explanatory” multimodal factor analysis. *UCLA Working papers in phonetics*, 16:1–84, 1970.
- [22] Y. He, H. Lu, and S. Xie. Semi-supervised non-negative matrix factorization for image clustering with graph laplacian. *Multimedia tools and applications*, 72(2):1441–1463, 2014.
- [23] M. Hoffman, F. R. Bach, and D. M. Blei. Online learning for latent dirichlet allocation. In *advances in neural information processing systems*, pages 856–864. Citeseer, 2010.
- [24] K. Holland, R. W. Blood, M. Imison, S. Chapman, and A. Fogarty. Risk, expert uncertainty, and australian news media: public and private faces of expert opinion during the 2009 swine flu pandemic. *Journal of Risk Research*, 15(6):657–671, 2012.
- [25] J. Hu, X. Sun, D. Lo, and B. Li. Modeling the evolution of development topics using dynamic topic models. In *2015 IEEE 22nd International Conference on Software Analysis, Evolution, and Reengineering (SANER)*, pages 3–12. IEEE, 2015.
- [26] T. Iwata, T. Yamada, Y. Sakurai, and N. Ueda. Online multiscale dynamic topic models. In *Proceedings of the 16th ACM SIGKDD International Conference on Knowledge Discovery and Data Mining*, pages 663–672, 2010.
- [27] M. A. Iwen, D. Needell, E. Rebrova, and A. Zare. Lower memory oblivious (tensor) subspace embeddings with fewer random bits: modewise methods for least squares. *SIAM Journal on Matrix Analysis and Applications*, 42(1):376–416, 2021.

- [28] K. Kakimoto, H. Kamiya, T. Yamagishi, T. Matsui, M. Suzuki, and T. Wakita. Initial investigation of transmission of COVID-19 among crew members during quarantine of a cruise ship — Yokohama, Japan, February 2020. *MMWR Morb Mortal Wkly Rep*, 69:312–313, 2020.
- [29] H. Kim and H. Park. Sparse non-negative matrix factorizations via alternating non-negativity-constrained least squares for microarray data analysis. *Bioinformatics*, 23(12):1495–1502, 2007.
- [30] T. G. Kolda and B. W. Bader. Tensor decompositions and applications. *SIAM review*, 51(3):455–500, 2009.
- [31] J. Kossaifi, Y. Panagakis, A. Anandkumar, and M. Pantic. Tensorly: Tensor learning in python. *Journal of Machine Learning Research*, 20(26):1–6, 2019.
- [32] D. Kuang, J. Choo, and H. Park. Nonnegative matrix factorization for interactive topic modeling and document clustering. In *Partitional Clustering Algorithms*, pages 215–243. Springer, 2015.
- [33] R. Kulkarni. A Million News Headlines, 2018.
- [34] N. Kumar, P. Uppala, K. Duddu, H. Sreedhar, V. Varma, G. Guzman, M. Walsh, and A. Sethi. Hyperspectral tissue image segmentation using semi-supervised nmf and hierarchical clustering. *IEEE transactions on medical imaging*, 38(5):1304–1313, 2018.
- [35] W. H. Lawton and E. A. Sylvestre. Self modeling curve resolution. *Technometrics*, 13(3):617–633, 1971.
- [36] D. D. Lee and H. S. Seung. Learning the parts of objects by non-negative matrix factorization. *Nature*, 401(6755):788, 1999.
- [37] H. Lyu. Convergence of block coordinate descent with diminishing radius for nonconvex optimization. *arXiv preprint arXiv:2012.03503*, 2020.
- [38] P. Paatero and U. Tapper. Positive matrix factorization: A non-negative factor model with optimal utilization of error estimates of data values. *Environmetrics*, 5(2):111–126, 1994.
- [39] E. Papalexakis, K. Pelechrinis, and C. Faloutsos. Spotting misbehaviors in location-based social networks using tensors. In *Proceedings of the 23rd International Conference on World Wide Web*, pages 551–552, 2014.
- [40] A. R. Pathak, M. Pandey, and S. Rautaray. Adaptive model for dynamic and temporal topic modeling from big data using deep learning architecture. *International Journal of Intelligent Systems and Applications*, 11(6):13, 2019.
- [41] M. J. Paul and M. Dredze. You are what you tweet: Analyzing Twitter for public health. In *Fifth international AAAI conference on weblogs and social media*. Citeseer, 2011.
- [42] M. J. Paul and M. Dredze. Discovering health topics in social media using topic models. *PloS one*, 9(8):e103408, 2014.

- [43] F. Pedregosa, G. Varoquaux, A. Gramfort, V. Michel, B. Thirion, O. Grisel, M. Blondel, P. Prettenhofer, R. Weiss, V. Dubourg, J. Vanderplas, A. Passos, D. Cournapeau, M. Brucher, M. Perrot, and E. Duchesnay. Scikit-learn: Machine learning in Python. *Journal of Machine Learning Research*, 12:2825–2830, 2011.
- [44] S. Rabanser, O. Shchur, and S. Günnemann. Introduction to tensor decompositions and their applications in machine learning. *arXiv preprint arXiv:1711.10781*, 2017.
- [45] R. Řehůřek and P. Sojka. Software Framework for Topic Modelling with Large Corpora. In *Proceedings of the LREC 2010 Workshop on New Challenges for NLP Frameworks*, pages 45–50, Valletta, Malta, May 2010. ELRA. <http://is.muni.cz/publication/884893/en>.
- [46] J. Rennie. 20 Newsgroups, 2008.
- [47] A. Saha and V. Sindhwani. Learning evolving and emerging topics in social media: A dynamic NMF approach with temporal regularization. In *Proceedings of the fifth ACM International Conference on Web Search and Data Mining*, pages 693–702, 2012.
- [48] A. Shashua and T. Hazan. Non-negative tensor factorization with applications to statistics and computer vision. In *Proceedings of the 22nd international conference on Machine learning*, pages 792–799, 2005.
- [49] C. Strohmeier, H. Lyu, and D. Needell. Online nonnegative tensor factorization and CP-dictionary learning for markovian data. *arXiv preprint arXiv:2009.07612*, 2020.
- [50] J. Vendrow, J. Haddock, E. Rebrova, and D. Needell. On a guided nonnegative matrix factorization. In *ICASSP 2021-2021 IEEE International Conference on Acoustics, Speech and Signal Processing (ICASSP)*, pages 3265–32369. IEEE, 2021.
- [51] C. Wang, D. Blei, and D. Heckerman. Continuous time dynamic topic models. *arXiv preprint arXiv:1206.3298*, 2012.
- [52] S. J. Wright. Coordinate descent algorithms. *Mathematical Programming*, 151(1):3–34, 2015.
- [53] L. Xiong, X. Chen, T.-K. Huang, J. Schneider, and J. G. Carbonell. Temporal collaborative filtering with bayesian probabilistic tensor factorization. In *Proceedings of the 2010 SIAM international conference on data mining*, pages 211–222. SIAM, 2010.