

Long-Tail Zero and Few-Shot Learning via Contrastive Pretraining on and for Small Data

Nils Rethmeier^{1 2} Isabelle Augenstein²

Abstract

For natural language processing ‘text-to-text’ tasks, the prevailing approaches heavily rely on pretraining large self-supervised models on massive external data sources, which incurs exceptional pretraining data requirements and a diminished ability to pretrain over small datasets. However, fundamental pretraining method capabilities like few to zero-shot learning or preserving minority concept (long-tail) prediction performance along with accordingly designed evaluation scenarios remain open challenges. We thus propose Contrastive Label-Embedding Self-Supervision (CLESS) pretraining, which enables *pretraining from multiple magnitudes smaller, ‘task internal’ data only*, while still strongly improving fully supervised, long-tail, few-shot and self-supervised zero-shot learning abilities. Accordingly, we analyse improvements in learning dynamics over baselines on a challenging long-tailed, low-resource, multi-label text classification scenario with noisy, highly sparse labels and many minority concepts. We find that long-tailed zero and few-shot learning markedly benefit from increasing ‘dataset-internal’ self-supervised pretraining signals, to help reduce the reliance on large external sources.

1. Introduction

Despite the success of self-supervised pretraining over *large-scale ‘task-external’* data to learn NLP tasks in a ‘text-to-text’ framework (Raffel et al., 2020) there are three major, interdependent, open challenges. First, a reliance on large to Web-scale, ‘end-task external pretraining data’ (Yogatama et al., 2019; Liu et al., 2020b) on extensive pretraining hardware (Hooker, 2020; Dodge et al., 2020), create a need for more data efficient models (Şerbetci et al., 2020; Schick & Schütze, 2020a). Second, “current fine-tuned probes introduce uncontrolled external biases into the evaluation results

¹German Research Center for AI, Germany ²Copenhagen University, Denmark. An arxiv preprint.

Mail to: <nils.rethmeier@dfki.de>, <augenstein@di.ku.dk>




Figure 1. Head to long-tail as 5 balanced class bins: We bin classes by label frequency. Each bin contains equally many active label occurrences. Classes within a bin are imbalanced and become few-shot or zero-shot towards the tail, especially after train/dev/test splitting. Class frequencies in log scale – task data details in §4.

of text encoders, whereas zero-shot probing avoids these biases” (Talmor et al., 2020; Elazar et al., 2020). Third, concerns about unintended contra-minority biases and resource costs (Strubell et al., 2019; Mitchell et al., 2020; Waseem et al., 2020; Bender et al., 2021). This created calls for evaluation of *minority (rare) information* (Buo-lamwini & Gebru, 2018; Hooker et al., 2020a;b) and “closer to real-world” long-tail settings, where learnable training signals *are always so heavily limited that imbalanced, few or zero-shot learning become default settings* (Liu et al., 2019). Although improved zero-shot and rare phenomenon (few-shot) prediction from very limited data is paramount in algorithmic bias and disease detection considerations, current *self-supervised* encoder pretraining methods require increasingly larger pretraining data in NLP (Brown et al., 2020) or vision (Chen et al., 2020). *Unfortunately, since the long-tail grows with data size, simply adding more data and compute only aggravates the bias against long-tail (minority) information and resource cost or access concerns.*

Contributions: To address the above text encoder pretraining limitations and evaluation challenges, *we propose Contrastive Label-Embedding Self-Supervision (CLESS)* and evaluate it under an appropriately small pretraining data task §4 that follows a noisy long-tail class distribution seen in Fig. 1. CLESS proposes self-supervised pretraining over pseudo label embeddings. This makes it inherently capable of *self-supervised* zero-shot prediction, unlike methods that rely on supervised pretraining for zero-shot prediction

(Zhang et al., 2018b; Pappas & Henderson, 2019; Halder et al., 2020) or self-supervision approaches that are incapable of zero-shot prediction (Chen et al., 2020; Kim et al., 2020) – details in §6.2. By predicting labels as word embeddings and words as pseudo label embeddings, we can *unify self-supervised and supervised learning*. This trains an NLP task as a ‘text-to-text’ objective like in Raffel et al. (2020), but learns to match ‘text-embedding to label-embeddings’, where positive and negative pseudo or real labels are sampled for contrastive training of a single binary match classifier (§3). This classifier is reusable for any unseen (multi-)label tasks, where new labels are expressed in words and embedded via e.g. (Bojanowski et al., 2017). Unlike (Chang et al., 2019; Halder et al., 2020; Bansal et al., 2020; Kim et al., 2020), CLESS does not require external Web-scale pretraining data and can effectively pretrain a text-encoder on 3 orders of magnitude smaller data than for example the size of the English Wikipedia – details in §6.3.

Findings: As a result of contrastive, self-supervised pretraining, CLESS boosts minority, long-tail class prediction performance and learning speed considerably – see Fig. 3, 4. During few-shot learning, contrastive self-supervised pretraining produces large performance improvements and doubled convergence, while also removing learning instability compared to training from scratch, especially in extreme few-shot settings (§6.3). We also find that *increased self-supervision in place of using more data* increases zero to few-shot (§6.2, §6.3), end-task and long-tail performance over baselines that: are either optimized via generalization methods (Jiang et al., 2020) or *use only real label embedding supervision*, i.e. without self-supervised pseudo label pretraining– details §6.1.

2. Related Work

To simultaneously satisfy the four capability requirements of self-supervised pretraining, long-tail, zero and few-shot learning, CLESS, or Contrastive Label-Embedding Self-supervision, intently combines the following four cornerstone machine learning concepts – see §3 for details. (1) We propose using (pseudo) label embeddings to *treat the prediction of inputs and outputs as well as self-supervision and supervision as the same task* – i.e. labels are pretrained (word sequence embeddings) while the pretraining task prediction head is reusable (transferable) for any new (self or supervised) task. (2) We proposed self-supervised pseudo label embedding pretraining to enable *zero-shot prediction without training on any real labels*. (3) We also combine supervised (CNN) and self-supervised (Transformer/ CNN) pretraining to enable *efficient pretraining on small datasets and to enhance long-tail learning*. (4) We optimize via noise contrastive estimation (Ma & Collins, 2018) to enable self-supervised CNN pretraining (or fine-tuning) and allow

one to *easily vary the amount of self-supervised learning signal*. Thus, instead of adding more data, one can increase self-supervision learning signals instead. Notably, CLESS pretraining does not require special learning rate schedules, residuals, normalization, warm-ups or a modified optimizer as *BERT* variations do (Devlin et al., 2019; Wang et al., 2020b; Liu et al., 2020a). In terms of memory-resources, CLESS models trained on a 12GB GPU use batchsizes of 128 to 1024, compared to 4 on BERT. **Label embeddings (LE):** Zhang et al. (2018b); Pappas & Henderson (2019); Jiang et al. (2019) use *supervised label embedding CNN* pretraining to boost end-task performance and to allow zero-shot predictions. **Self and supervised zero-shot capabilities from pretraining:** Zhang et al. (2018b); Pappas & Henderson (2019); Jiang et al. (2019); Halder et al. (2020) use *solely supervised label embedding* pretraining, which limits learning to only *supervised zero-shot transfer*. Kim et al. (2020); Chen et al. (2020) propose large-scale, ‘task data external’, contrastive self-supervised *CNN* pretraining. The former CNN outperforms BERT using 30 times fewer parameters, while the later became a milestone in visual representation pretraining. Unfortunately, neither is zero-shot capable – i.e. both *require a newly initialized prediction head per end-task*. GPT-3 (Brown et al., 2020), enables zero-shot prediction without labeled pretraining, but *requires massive pretraining data*. **Contrastive learning, mutual information maximization and Energy Based Models:** (van den Oord et al., 2018; Hjelm et al., 2019) showed that contrastive objectives can be interpreted as maximising the lower bound of mutual information between different views of the same data samples. Furthermore, (Lecun et al., 2006) describe a energy function or matcher that “learns the (in-)compatibility between inputs X and outputs Y ” is an Energy Based Model, EBM, $E(X, Y)$. This energy based model can be trained via discriminative losses such as a two class, binary classifier E that learns to match (in-)compatible pairs $\langle x_i, y_c \rangle$ – see (Lecun et al., 2006) Figure 6b or (LeCun & Huang, 2005) Figure 2 and section 3.3 for the connection between the Contrastive Free Energy Loss and the negative log-likelihood loss. **Long-tail and contra minority bias:** Liu et al. (2017) use a label embedding CNN for better many class prediction without pretraining. Chang et al. (2019) combine two Web-scale, externally pretrained models with label embeddings to further push many-class performance. However, they find that the BERT transformer token-embeddings can not be used as labels embeddings, so they use ELMO word embeddings. Additionally, Hooker et al. (2020a;b) find that the ability to encode long-tail (minority) information is a key ingredient in algorithmic contra-minority bias reduction because: (a) “minority fairness considerations coincide with long-tail information”, while (b) “compressed models, loose long-tail, minority class prediction quality first”, where (c) this loss is “often masked by common evaluation methodology

and measures”. **Data and parameter efficiency:** CNNs have been found to be more data efficient than Transformers, i.e. (pre)train efficiently from less data, in works by Liu et al. (2020b); Yogatama et al. (2019); Şerbetci et al. (2020). Additionally, Radford et al. (2021) find that replacing a Transformer language encoder with a CNN backbone increased zero-shot data efficiency 3 fold, which is further increased via *supervised* contrastive learning. Dosovitskiy et al. (2020) find that a CNN augmented Transformer improves data and computational efficiency. When comparing small-scale data pretraining capabilities between (Merity et al., 2017; Melis et al., 2020) (CNN, LSTM) and (Wang et al., 2020a) (efficient Transformer), the later underperforms, while a CNN by Kim et al. (2020) outperformed BERT on multiple NLP tasks *using the same data*, but 30x fewer parameters. The mentioned label embedding CNN methods work well on long-tail data, are capable of (only) *supervised* zero-shot prediction and do not struggle with small datasets. However, the effects of pretraining via *self-supervised pseudo label embeddings and self-supervised contrastive learning remain unexplored*.

Contributions: With these insights from the related research and empirical results presented in the following sections, we propose a novel, data-efficient, easy to train and adapt self-supervised text encoder model (for small data) by combining the concepts of label embeddings, CNN text encoders, self-supervision and noise contrastive pretraining.

3. CLESS: unified self- and supervision via contrastive dense-to-dense text prediction

Below, we describe CLESS (Fig. 2), in which we extend label embedding methods to allow for contrastive self-supervised pretraining in NLP. Previous label embedding methods only use *supervised learning (pre-)training* (Zhang et al., 2018b; Pappas & Henderson, 2019), while current self-supervised pretraining in NLP focuses on large-scale ‘task external pretraining data’ and progressively larger models (Brown et al., 2020; Bender et al., 2021). Instead, we explore whether scalable self-supervision signals can help replace using more data in order to require orders of magnitude less data and compute than recent large-scale ‘text-to-text’ pretraining encoders. Most NLP models translate back and forth between discrete words and continuous token embeddings by using a softmax computation that is limited to predicting classes known at training time (Raffel et al., 2020). However, we require that CLESS is able to zero-shot predict unknown classes, without prior exposure to *any* real labels. This means that after purely *self-supervised pretraining*, absent real labels, our model prediction head is pretrained and reusable, or ‘zero-shot transferable’, to arbitrary downstream tasks. This removes a limitation of current pretraining methods, which require initialisation of

one new prediction head per new task (Devlin et al., 2019; Chen et al., 2020; Kim et al., 2020; Wang et al., 2020b). Below, we thus describe how *CLESS uses real and pseudo label embeddings to unify self- and supervised learning*.

Our first core goal is to ease small and long-tailed learning by *mapping input text words w_i and labels w_i° into the same word representation space, i.e. draw them from a shared embedding look-up table E* ①. We thus replace *dense to sparse translations with embedding-to-embedding matching* ⑤, to express NLP ‘text-to-text’ tasks (Raffel et al., 2020) as ‘dense(text)-to-dense(text)’ tasks. Enabling zero-shot predictions requires learning text-to-label embedding pairing ④ matches ⑤. Hence, the labels w_i° of a text instance i are replaced by their corpus-internally pretrained fastText or otherwise initialised label(-word) embeddings L_i° via a label-encoder L . Composite label embeddings, like ‘p-value’, are constructed from the mean of the pretrained word embeddings for the words ‘p’ and ‘value’. During (pre-)training, the label embeddings can be refined to fit a self- or supervised task, since their word embeddings are used within multiple input text instances. This automated approach to label embedding construction removes the need to “manually define label embeddings from word embedding averages over words that describe the label” as done in previous methods (Zhang et al., 2018b; Pappas & Henderson, 2019). Though CLESS supports using manually curated label description embeddings, we instead automatically construct label embeddings to enable self-supervision and scalability. To facilitate contrastive, self-supervised pretraining, CLESS treats input words as positive or negative ‘pseudo labels’. *Positive pseudo labels are words sampled from the current text instance i , while negative pseudo labels are words sampled from other text instances $j \neq i$ in a batch*. The pseudo label embeddings are used for a noise contrastive training (Ma & Collins, 2018), resulting in a contrastive, partial autoencoding objective. This has two implicit advantages. One, *labels are pretrained, because their comprising word embeddings are*. Two, unforeseen new labels can be inferred via methods like Bojanowski et al. (2017) or Schick & Schütze (2020b).

As outlined visually, left to right in Fig. 2, learning multi-label classification then becomes a contrastive learning problem of *matching the word-sequence embedding t_i of text i* ②, with its c label (word-sequence) embeddings $L_i^\circ = \{l_{i,1}^\circ, \dots, l_{i,c}^\circ\}$ ③, by feeding c text-vs-label combinations $[[t_i, l_{i,1}^\circ], \dots, [t_i, l_{i,c}^\circ]]$ ④ to a binary classifier M ⑤ for matching. This means that instead of predicting c classes at once, we predict a batch of c , single-class, binary classifications using binary cross entropy ⑥. Thus, the number of classes c does not need to be constant across instances i . The details of Steps ① to ⑥ are as follows.

To train a binary match classifier (⑤,⑥), we need an input

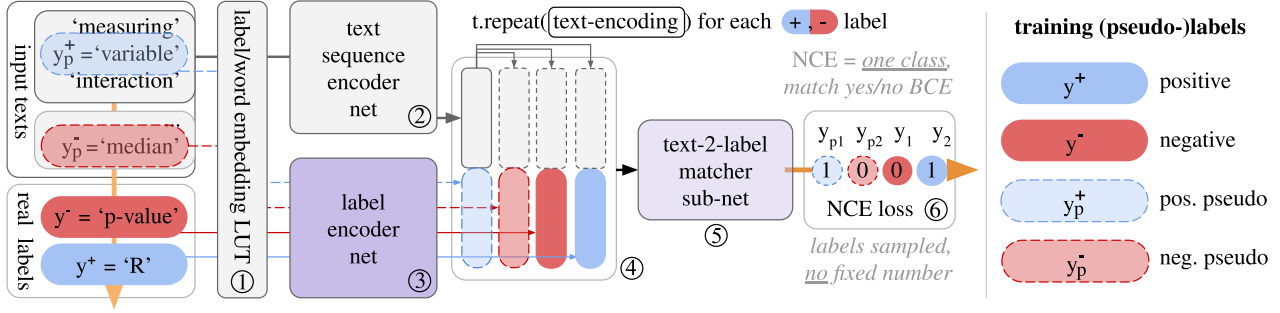


Figure 2. Contrastive text-sequence-embedding to label-embedding matcher model: A text (‘measuring variable interaction’), and positive (‘variable’, R) or negative (pseudo) labels (‘p-value’, ‘median’) are encoded by the word embedding layer E ①, where labels are word IDs for lookup. The text embeddings are encoded by a sequence encoder T ②, while a label encoder L ③ encodes c labels. Each text has multiple (pseudo) labels, so the text encoding t_i is repeated for, and concatenated with, each label encoding $l_{i,l}^o$. The resulting batch of ‘text-embedding, label-embedding’ pairs $[[t_i, l_{i,1}^o], \dots, [t_i, l_{i,c}^o]]$ ④ is fed into a ‘matcher’ classifier ⑤ that trains a binary cross entropy loss ⑥ on multiple label (mis-)matches $\{0, 1\}$ per text instance t_i ; resulting in a noise contrastive estimation objective (NCE). Text words like ‘variable’ provide self-supervision pseudo labels. Positive and negative (pseudo) labels are sampled from their own or other instance texts in a mini-batch. Unlike (Zhang et al., 2018a) we use negative sampling and self-supervision as well as a CNN for ②.

text paired with its accompanying positive and negative labels. A text instance i is represented as a vector of word embedding lookup IDs $w_i = \{w_{i,1}, \dots, w_{i,s}\}$. For each text instance i we wish to classify, we need g positive label-word IDs $w_i^- = \{w_{i,1}^+, \dots, w_{i,g}^+\} \in R^g$. Here, a single label such as ‘p-value’ is made up of two lookup IDs for the words ‘p’ and ‘value’ that select word embeddings in the embedding lookup table E ①. We also need b negative (bad) label-word IDs $w_i^+ = \{w_{i,1}^-, \dots, w_{i,b}^-\} \in R^b$. Then, for each text instance i , we combine the g positive and b negative label-word IDs into a single label embedding lookup vector

$$w_i^o = \{w_i^+ \oplus w_i^-\} \in \mathbb{R}^{c=g+b}$$

To indicate ground truth positive and negative labels for later match classification ⑥, we also need a g -sized vector of ones $\mathbf{1} \in \mathbb{R}^g$ and a b -sized zero vector $\mathbf{0} \in \mathbb{R}^b$, concatenated into a class indicator

$$\mathbb{I}_i = \{\mathbf{1} \oplus \mathbf{0}\} \in \mathbb{N}_0^{c=g+b} \quad ⑥$$

Together $w_i^o \in \mathbb{R}^{c=g+b}$ and $\mathbb{I}_i \in \mathbb{N}_0^{c=g+b}$ describe the label embeddings and binary labels for a single text instance i . Both the text (word) indices w_i and the label embedding lookup IDs w_i^o are passed through a shared ‘word-or-label embedding’ lookup table E ①.

$$\text{label-word/ word embeddings} := E(w_i^o), E(w_i) \quad ①$$

Then the embeddings are passed through the text-sequence encoder T and the label encoder L . Per text instance i , the text-encoder T produces a (single) text embedding vector

$$t_i = T(E(w_i)) \quad ②$$

The label-encoder L produces $c = g + b$ label embedding vectors $l_{i,l}^o \in \mathbb{R}^c$ that form a label embedding matrix:

$$L_i^o = [l_{i,1}^+, \dots, l_{i,g}^+, l_{i,1}^-, \dots, l_{i,b}^-] \leftarrow L(E(w_i^o)) \quad ③$$

As text-encoder we use a (CNN \rightarrow max-k-pooling \rightarrow ReLU) sub-network, while the label-encoder is simply an (average-pool) operation, since a single label $l_{i,l}^o$, e.g. ‘multi’-‘label’, can consist of multiple word IDs $w_{i,l}^o$. To compare how similar the text-embedding t_i is to each label embedding $l_{i,l}^o$, we repeat t_i c times and concatenate text and label embeddings to get a text-vs-label-embedding matrix

$$M_i = [[t_i, l_{i,1}^+], \dots, [t_i, l_{i,c}^-]] \quad ④$$

This text-label pairing matrix M_i is then passed through the matcher network M ⑤ to produce a batch of c probabilities

$$p_i = \{\sigma(M(M_{i,1})), \dots, \sigma(M(M_{i,c}))\} \quad ⑤$$

We use binary cross entropy (BCE) as a loss between $c = b + g$ predicted label probabilities p_i and label indicators \mathbb{I}_i

$$-\frac{1}{c} \sum_{l=1}^c \mathbb{I}_{i,l} \cdot \log(p_{i,l}) + (1 - \mathbb{I}_{i,l}) \cdot \log(1 - p_{i,l}) \quad ⑥$$

This BCE over positive and negative (pseudo) labels produces *noise contrastive estimation* (NCE) that uses g positives instead of the standard 1 positive (Ma & Collins, 2018). For supervised fine-tuning on real labels, we use all positive labels, but undersample negative classes. For self-supervised pretraining, we sample $g = b$ pseudo labels from a batch. Here positives are samples from the current question, i.e. sampled from a block of similar data as suggested in Saunshi et al. (2019) to improve contrastive learning. Note that, this contrastive loss formulation amounts to an

Energy Based Model EBM since, as described in (Lecun et al., 2006) Figure 6b or (LeCun & Huang, 2005) Figure 2 and section 3.3 the Contrastive Free Energy Loss can be expressed as the negative log-likelihood loss over contrastive samples. Also note that, as (Lecun et al., 2006) state, unlike a probabilistic model, EMBs do not require probability normalization, which enables the EMB or the later NCE formulation (Ma & Collins, 2018) to handle an unlimited amount of classes.

Our second core goal: Once inputs X and outputs Y are pretrained (well initialised), *training via pseudo label self-supervision enables one to also pretrain the encoder model $\Theta = \{② \dots ⑤\}$ and the prediction (matcher) module ⑥.* As a result, the entire model becomes pretrained (well initialized) allowing one to handle self-supervised, supervised, few and zero-shot learning in a unified manner.

4. Small, long-tailed dense-to-dense text (label) prediction as a challenging test bed

Since it is our goal to research *zero and few-shot learning approaches for small, long-tailed ‘text-to-text’ pretraining models*, we choose a small multi-label question tag prediction dataset as a test bed. We use the “Questions from Cross Validated”¹ dataset, where machine learning concepts are tagged per question. This dataset fulfils three of our requirements: *it is small-scale, long-tailed, and entails solving a challenging, noisy ‘text-to-text’ prediction task.* As with many real world problems, labels are vague, since tagging was crowd-sourced. This means that determining the correct amount of tags per question (label density) is hard even for humans. Despite being optimized via generalization techniques from Jiang et al. (2020), our non-label-embedding baseline strongly overfit this task. This indicates that there are no easy learning shortcuts, which further makes the dataset an attractive test bed. *Note that, the task currently has no published results, and rather than reporting performance scalars, we focus on analysing learning curves, long-tail class bin behaviour and learning modes.* The task classes (tags) are highly long-tailed. The most frequent 20% of labels occur in only 7 ‘head’ classes as seen in left-most head class bin in Fig. 1. Tags are highly sparse – at most 4 out of 1315 tags are labelled per question. Word embeddings are pretrained with FastText – details in supplement. The dataset has 85k questions with 244k positive labels. What makes this problem even more challenging is that 80% of the *least frequent labels* are distributed over 99.5% of classes, as an extreme long tail – see logarithmic frequency in Fig. 1. The label density (% of active labels per question) is only 0.22% or $\approx 2.8/1315$ classes per instance. For a realistic evaluation setting, we split the dataset diachronically, using the 80% earliest documents for training,

the next 10% for development, and the last 10% for testing.

Why not large, external pretraining? Real-world, long-tailed data is always dominated by a low-learning-resource problem for most classes (Liu et al., 2019). This implies two realisations: (A) that *model learning cannot be solved by simply using massive data because the long-tail problem grows as well*; (B) that *studying self-supervised pretraining on challenging, but smaller, long-tailed datasets such as this one, is useful for assessing an approach’s ability to learn from complex real-world data.* Massive data pretraining masks and thus prevents studying these effects. Hence, we evaluate the effects of self-supervision in a noisy low-data, minority tailed setup, partially as a constructive response to recent critiques of the costs and minority-tail ignoring evaluation metrics used to assess Web-scale pretraining (Hooker et al., 2020a; Linzen, 2020; Bender et al., 2021).

5. Experimental setup and metrics

Our primary research goal with this work is to shed light on the roles of and relations between pretraining data size, self-supervision signal amount and model size. Here we describe suitable evaluation metrics, while the next section will analyse the *benefits of self-supervision for (a) long-tail, (b) few and (c) zero-shot learning in a noisy low-resource, long-tailed, multi-label classification setting.*

Long-tail evaluation metrics and challenges: Long-tail, multi-label classification is challenging to evaluate because (i) top-k quality measures neglect performance loss on long-tailed minority classes as Hooker et al. (2020b;c) point out. Furthermore, (ii) measures like ROC_{AUC} overestimate performance under class imbalance (Davis & Goadrich, 2006; Fernández et al., 2018) and (iii) discrete measures like F-score are not scalable, as they require discretization threshold search under class imbalance. Fortunately, the Average Precision score $AP = \sum_n (R_n - R_{n-1})P_n$ addresses these issues. Here, P_n and R_n are precision and recall at the n th threshold. As weighting we choose AP_{micro} and AP_{macro} as they are the lowest scoring, hardest to optimize variants, which helps to further reduce overly optimistic evaluation.

6. Results

In this section, we first analyse how *supervised long-tail performance* can positively be affected by label embedding supervision (real labels) and self-supervision (pseudo labels) compared to a standard multi-hot prediction baseline. Then, we study how the amount of ‘dataset-internal’ self-supervision pretraining signal and model size affect zero-shot learning. Finally, we study the benefits of self-supervised pretraining for few-shot learning. *Test score curves are reported for models that have the best development set average precision score AP_{micro} over all classes.*

¹<https://www.kaggle.com/stackoverflow/statsquestions>

We establish guessing performance via a ZeroR classifier, which predicts the majority label per class and is a common baseline for assessing performance under class imbalance. The ZeroR AP_{micro} and AP_{macro} on this dataset are 0.002 since a maximum of 4 in 1315 classes are active per instance, which results in an unsurprisingly challenging task.

6.1. Label embedding (pretraining) boosts the long-tail

Here, we analyse the effects of using supervised label embeddings and self-supervised pretraining with randomly sampled input words as pseudo labels. Plotting individual scores for 1315 classes is unreadable. Instead, we sort classes from frequent to rare and assign them to one of five 20% class frequency bins, such that all bins have the same amount of positive real labels (label occurrences) in them. As seen in Fig. 1, this means that the head 0 – 20% bin (left, blue) has very few, frequent classes, while tail bins 20 – 40% . . . 80 – 100% have increasingly more minority information classes (right, orange, red). We balance inter-bin label frequency to make the five bins directly comparable.

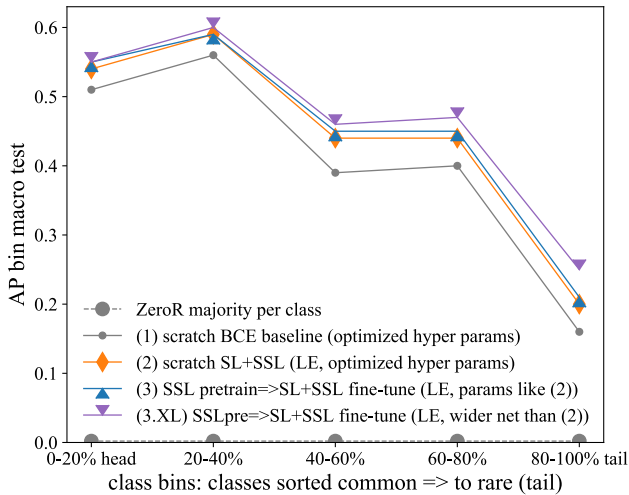


Figure 3. Long-tail performance of a BCE baseline, a label embedding (LE) baseline and self-supervised LE (SSL pretrain): Over all five head to tail class bins the vanilla BCE multi-hot-label model (1) underperforms. (2) The label embedding (LE) baseline jointly trains with real (SL) and pseudo labels (SSL) *from scratch*, without pretraining. It markedly boosts performance over the tail. (3) *self-supervised pretraining with pseudo label embeddings* and the hyper parameters from the scratch LE baseline (2), gives minor improvement. However, when pretraining with more parameters (3.XL) – see (3.XL) in the zero-shot learning Fig. 5 – we see a marked long-tail performance boost, while the from scratch model (2) lost performance when using this larger network.

Label embeddings boost overall and tail performance:

In Fig. 3 we see how different models perform over the class head-to-tail bins defined in Fig. 1. To find optimal model

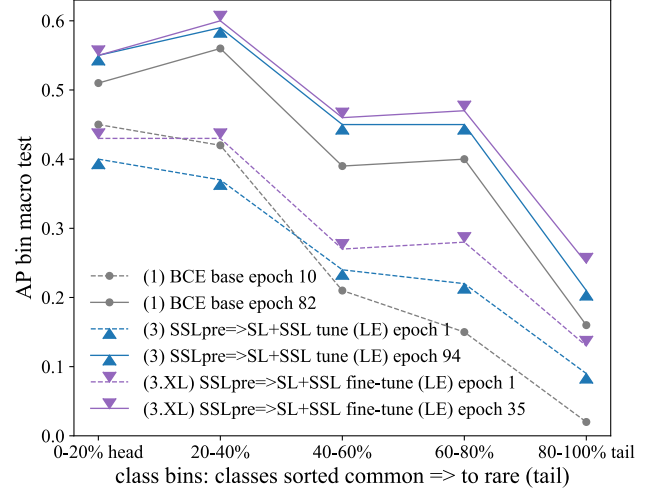


Figure 4. Faster long-tail learning via pretraining: Tail performance in early, and dev set score optimal epochs. All methods (1-3.XL) learn head classes (0 – 20%) first, in early epochs. Self-supervised pretraining (3, 3.XL), via pseudo label embedding NCE (SSLpre) learns the long-tail (60 – 100%) even in the first epoch (– – line) of supervised fine-tuning. The multi-hot baseline (1) struggles to learn the tail by epoch 10 and later epochs.

parameter amounts we increased the width of the BCE base model (1) until we hit diminishing dev set AP_{micro} returns. To enable robust comparison, we optimized this baseline (1) using generalization techniques from (Jiang et al., 2020) – details in supplement. Model (1) can only train from scratch (via supervision), as it predicts a fixed vector of 1315 supervised label classes. Starting with the hyperparameters of (1), we increased the width of the first label embedding (LE) model (2), until we again hit diminishing returns. (2) uses no pretraining, but ‘trains from scratch’ via noise contrastive self and supervised label embeddings, for controlled comparisons of (2) and (3). LE model (2) can use more filters effectively than (1) and is essentially a contrastive extension to Zhang et al. (2018b), which makes (2) an advanced baseline. Model (3) first uses self-supervised pretraining over pseudo label embeddings and then fine-tunes on self and supervised label embeddings to fit the real task labels. LE models (2,3) use the same hyperparameters to compare ‘self-supervised pretraining’ to ‘training from scratch’. Model (3.XL) pretrained a wider network and used more pseudo labels than (3). Its scaled up pretraining was initially intended to boost zero-shot performance, which it did – see §6.2. However, when we subsequently fine-tuned (3.XL) via the same amount of supervised labels as in (2), we once more gained long-tail performance, seen as (3.XL) in Fig. 3.

In Fig. 3 we see that the optimized baseline (1) underperforms and that performance improves on all bins when training from scratch with label embeddings (LE) (2). In (3) we see that self-supervised pretraining (pre) with pseudo

label embeddings followed by supervised label embedding fine-tuning only slightly increases performance over (2).

Pretraining with more self-supervision signal boosts minority (tail) learning and reduces large data needs: We suspected that since pretraining predicts the entire input vocabulary as pseudo labels, model (3) needed a higher parameter capacity to store the increased self learning signal diversity. Hence, in model (3.XL) we increased both the model capacity (width) and the amount (diversity) of sampled pseudo label samples for pretraining. Firstly, this pretraining signal plus caused a marked increase of zero-shot performance, without ever using real labels – details in §6.2. Secondly, it also markedly increased long-tail performance of minority classes (60-100% bins) after fully supervised fine-tuning via real label embeddings, seen (3.XL) in Fig. 3.

This tells us that *improved self-supervised zero-shot performance translates into better supervised end-task fine-tuning performance*. Non pretraining models did not benefit from using either more capacity, joint self- and supervised fine-tuning or more pseudo labels alongside fine-tuning. This tells three more things. One, pretraining self-supervision matters, while fine-tuning self-supervision does not. Two, increased self-supervised pretraining signal diversity boosts long-tail learning, but, three, only if a model has enough capacity to encode the tail information. Thus, *CLESS combats the minority class and long-tail forgetting problems* described in (Hooker et al., 2020b;c;a). Further, it tells us that *increased self-supervision helps reduce the need for large-scale, external pretraining data collections*. Lastly, it may explain why popular large-scale pretraining and models perform so well rather than simply assuming them to be overparameterized (prunable). Note however that the overall-bins performance of model (3.XL) is only 1 $AP_{micro, test}$ percent points better than model (3). Hence, all-class summary metrics “mask important minority class, or tail learning losses” as Hooker et al. (2020c) also pointed out.

The head is learned first (in early epochs), while pretraining helps learn the tail much faster: In Fig. 4 we compare early epoch bin scores with late (optimal) epoch test scores per class bin. We see that *models learn the head classes first*, within early epochs (- - dashed line). Methods (3, 3.XL), which use *label embedding (LE)* and *self-supervised pretraining (PT)*, *learn the long-tail even during the first epoch*, while the BCE multi-label baseline (1) starts learning the tail in epoch 10, and to a much lower performance than (3, 3.XL). Additionally, we see that pretraining a wider model with more self-supervised pretraining signal (3.XL) markedly pushes tail performance in early training.

6.2. Zero-shot (ZS): more self-supervision signal helps ZS; for ‘low-pretraining-data’ ZS pretrain longer

Here, we study the pseudo label scale-up and pretraining data-efficiency (X-efficiency) of CLESS. Thus, we pretrain CLESS models via pseudo label embeddings and evaluate their zero-shot performance on real test set labels from §4. First, we analyse the effect of scaling the pseudo label self-supervision signal and its relation to model width. In Fig. 5, we see that when pretraining with the baseline hyperparameters as in models (2) and (3) from Fig. 3, we get around $.1AP_{micro}$ on the real test labels (3). When *increasing the number of self-supervised word pseudo labels* from 150 to 500 (3.PL+), *the model gains zero-shot performance* (middle curve), while not using more parameters. When in (3.XL) tripling the models sequence and label encoder width and doubling the label match classifier size, zero-shot performance increases even more substantially (top curve). This indicates that *when pretraining, for self-supervised zero-shot learning, both increased self-supervision signals and model size matter*. While increased model size had been linked to increased zero-shot performance of Web-scale pretrained models such as GPT-3 (Brown et al., 2020), the influence of self-supervision signal amount on zero-shot learning was, until now, much less understood, since large-scale pretraining research often increases training data size when changing self-supervision method, as outlined by Liu et al. (2020b) or Bansal et al. (2020); Bender et al. (2021).

Further, in Fig. 5 we see that when pretraining model (3) on only portions (100%, . . . , 10%) of pretraining text inputs X , i.e. in an increasingly low-data zero-shot setup, the model still converges towards fulltext performance, had we not stopped early. As expected, convergence slows with smaller pretraining text data portions since each data reduction also implies seeing fewer pseudo label signals per epoch. Thus, in the right-side plot, we allowed 5x more waiting epochs for early stopping than in the left plot. *This provides a promising insight for self-supervised pretraining on small data, which, if designed appropriately, can favourably initialise models for zero-shot learning from very small text sizes and without real label pretraining*, as was previously required in Pappas & Henderson (2019); Jiang et al. (2019).

6.3. Few-shot: pretrain via pseudo labels for better long-tail, low-resource, few-shot learning

In this section, we study how the previously discussed ‘data-internal’ pseudo label pretraining: (a) increases few-shot learning performance of subsequent fine-tuning, while (b) improving learning speed and stability – even in the considered small-data, long-tailed setting. As before, we analyse the models with the best development set performance and show their according test score curves to better illustrate learning behaviour changes under different setups. The be-

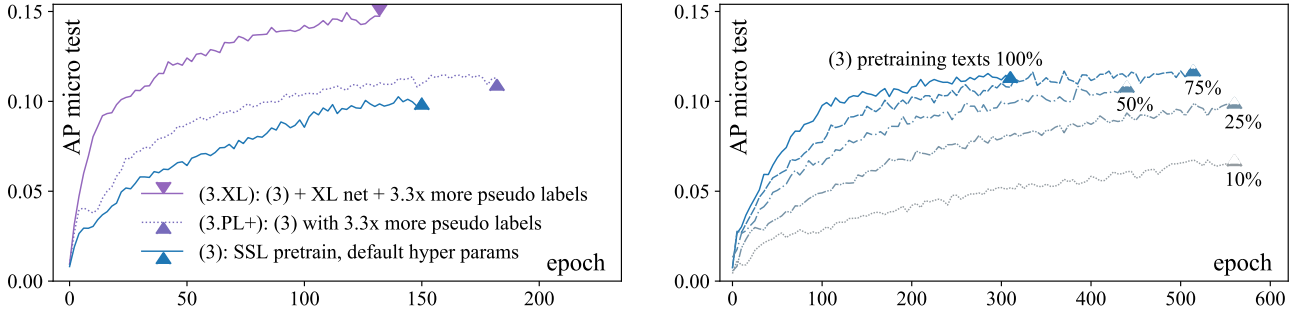


Figure 5. **Zero-shot performance by model size, signal amount and pretraining data amount (X-efficiency):** **Left plot:** The zero-shot performance of the self-supervised pretraining base model configuration in (3) is increased when, allowing more self-supervision pseudo labels (3.PL+) and widening the network (3.XL). **Right plot:** When using only a percentage of the pretraining input data texts in model (3), its zero-shot is slowed down, but still converges towards the 100% for all but the most extreme pretraining data reductions.

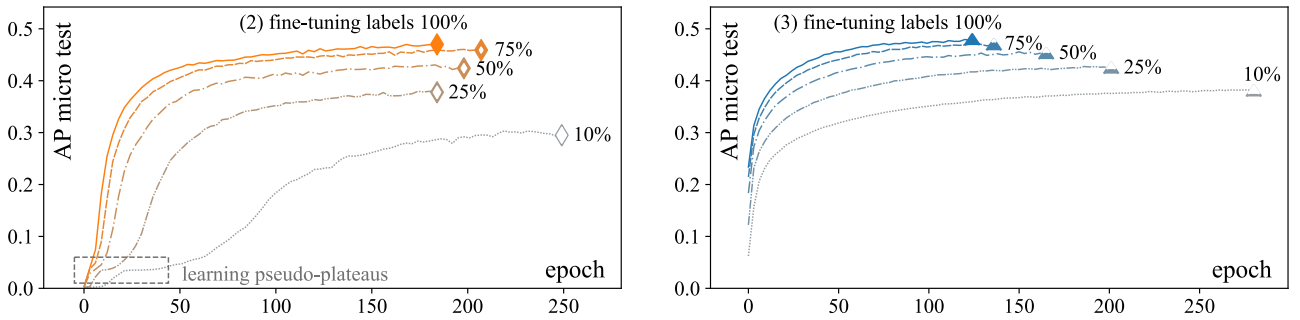


Figure 6. **Few-shot learning: best training from scratch (left, (2)) vs. best pretrain, fine-tuned (right, (3)):** $AP_{micro.test}$ curves for different few-shot portions: 100%, 75%, 50%, 25%, and 10% of training samples (and real labels). ‘Dataset-internal’ pretraining via self-supervision (right) markedly improves few-shot learning performance, speed and stability compared to training from scratch (left).

low results will demonstrate that small-data pretraining has similar few-shot learning benefits as large-scale pretraining (Brown et al., 2020; Bansal et al., 2020; Schick & Schütze, 2020a), even in a much more challenging long-tail setting.

Thus, in Fig. 6, we compare few-shot learning of a (left) non-pretraining, trained ‘from scratch’ model (2), with a model (3) that pretrains via pseudo label embedding self-supervision and then fine-tunes on the real supervised training labels from §4. Both models (2) and (3) use the same hyperparameters, so differences only arise from self-supervised pretraining. For few-shot evaluation of real supervision labels (§4), we define five real label sample portions (100%, 75%, 50%, 25% and 10%). This induces an artificial (label) few-shot learning scenario over the already occurring medium-, few- and zero-shot scenarios implicated by the long-tail distribution of the full dataset Fig. 1.

On the right, in Fig. 6, we see that the pretrained model (3) starts with a higher epoch-0 performance, while also training faster, and with more stability to eventually achieve markedly better few-shot portion performances than the left-hand ‘from scratch’ model (2). We also see that, when

using only 10% of supervised labels, the pretrained model (3) retains roughly 80% of its fully supervised (100%) performance, while the left-side ‘for scratch’ model retrains roughly 60% and shows a learning pseudo-plateau. Such pseudo-plateaus in (2) for label portions (10%, 25%) can become a training problem when using early stopping. These results indicate that: label embedding models (2) or (3) have good label-efficiency, while increased pseudo label embedding self-supervision for pretraining in (3) also substantially boosts few-shot learning performance and stability.

Takeaways: Thus, we gained insights to answer the underlying question: “Do we really need more ‘task-external’ data for pretraining or can we simply increase self-supervision on the small-data at hand?”. We demonstrated that self-supervision signal scale-up can replace data scale-up for small-data pretraining, while contemporary work by Bansal et al. (2020) found few-shot learning benefits from increased self-supervision for large-data, zero-shot incapable, Transformer pretraining on large ‘task external’ data. Beyond that, we demonstrated that self-supervised ‘text-to-text’ pretraining works well for non-Transformer architectures and that increased pretraining self-supervision

substantially benefits challenging long-tail (§6.1) and zero-shot learning (§6.2) scenarios, while also shedding light on the impacts of and relations between pretraining data size, self-supervision signal amount and model size. Thus, increased self-supervision helps replace large-scale, ‘task-external’ data in ‘text-to-text’ pretraining.

7. Conclusion

We showed that label embedding prediction, modified for self-supervised pretraining on a challenging long-tail, low-resource dataset substantially improves low-resource few and zero-shot performance. We find that increased self-supervision, in place of increased data size or resorting to large-scale pretraining, strongly boosts few and zero-shot performance, even in challenging low-resource, long-tail settings. With CLESS we propose a stepping stone towards helping to democratize NLP resource restrictions by minimizing data and thus also compute resource requirements. In future, we envision that CLESS could be applied when little in-domain (pre-)training data is available, e.g. in medicine (Şerbetci et al., 2020), or where new labels emerge at test time as is the case in hashtag prediction (Ma et al., 2014). We also want to investigate advanced label embedding compatible pretraining losses, as well as applications to other fields and XAI techniques to improve low-data efficient text-encoder pretraining. Code and data splits are available at https://github.com/___.com.

References

- Bansal, T., Jha, R., Munkhdalai, T., and McCallum, A. Self-Supervised Meta-Learning for Few-Shot Natural Language Classification Tasks. In *EMNLP*, pp. 522–534. ACL, 2020. doi: 10.18653/v1/2020.emnlp-main.38. URL <https://www.aclweb.org/anthology/2020.emnlp-main.38>.
- Bender, E. M., Gebru, T., McMillan-Major, A., and Shmitchell, S. On the Dangers of Stochastic Parrots: Can Language Models Be Too Big? In *FAT* ’21: Conference on Fairness, Accountability, and Transparency, March 3–10, 2021, Virtual Event, Canada*. ACM, 2021. URL http://faculty.washington.edu/ebender/papers/Stochastic_Parrots.pdf.
- Bojanowski, P., Grave, E., Joulin, A., and Mikolov, T. Enriching Word Vectors with Subword Information. *TACL*, 2017. URL <https://transacl.org/ojs/index.php/tacl/article/view/999>.
- Brown, T. B., Mann, B., Ryder, N., Subbiah, M., Kaplan, J., Dhariwal, P., Neelakantan, A., Shyam, P., Sastry, G., Askell, A., Agarwal, S., Herbert-Voss, A., Krueger, G., Henighan, T., Child, R., Ramesh, A., Ziegler, D. M., Wu, J., Winter, C., Hesse, C., Chen, M., Sigler, E., Litwin, M., Gray, S., Chess, B., Clark, J., Berner, C., McCandlish, S., Radford, A., Sutskever, I., and Amodei, D. Language Models are Few-Shot Learners. In *Advances in Neural Information Processing Systems 33: Annual Conference on Neural Information Processing Systems 2020, NeurIPS 2020, December 6-12, 2020, virtual*, 2020. URL <https://proceedings.neurips.cc/paper/2020/file/1457c0d6bfc4967418bfb8ac142f64a-Paper.pdf>.
- Buolamwini, J. and Gebru, T. Gender Shades: Intersectional Accuracy Disparities in Commercial Gender Classification. In Friedler, S. A. and Wilson, C. (eds.), *PMLR*, volume 81 of *Proceedings of Machine Learning Research*, pp. 77–91, New York, NY, USA, 23–24 Feb 2018. URL <http://proceedings.mlr.press/v81/buolamwini18a.html>.
- Chang, W.-C., Yu, H.-F., Zhong, K., Yang, Y., and Dhillon, I. X-BERT: eXtreme Multi-label Text Classification with using Bidirectional Encoder Representations from Transformers. *NeurIPS*, 2019. URL <https://arxiv.org/pdf/1905.02331v3.pdf>.
- Chen, T., Kornblith, S., Norouzi, M., and Hinton, G. E. A Simple Framework for Contrastive Learning of Visual Representations. In *Proceedings of the 37th International Conference on Machine Learning, ICML 2020, 13-18 July 2020, Virtual Event*, pp. 1597–1607, 2020. URL <http://proceedings.mlr.press/v119/chen20j.html>.
- Davis, J. and Goadrich, M. The relationship between Precision-Recall and ROC curves. In *Machine Learning, Proceedings of the Twenty-Third International Conference (ICML 2006), Pittsburgh, Pennsylvania, USA, June 25-29, 2006*, pp. 233–240, 2006. doi: 10.1145/1143844.1143874. URL <https://doi.org/10.1145/1143844.1143874>.
- Devlin, J., Chang, M., Lee, K., and Toutanova, K. BERT: Pre-training of Deep Bidirectional Transformers for Language Understanding. In *Proceedings of NAACL-HLT. Association for Computational Linguistics*, 2019. doi: 10.18653/v1/n19-1423. URL <https://doi.org/10.18653/v1/n19-1423>.
- Dodge, J., Ilharco, G., Schwartz, R., Farhadi, A., Hajishirzi, H., and Smith, N. A. Fine-Tuning Pretrained Language Models: Weight Initializations, Data Orders, and Early Stopping. *CoRR*, abs/2002.06305, 2020. URL <https://arxiv.org/abs/2002.06305>.
- Dosovitskiy, A., Beyer, L., Kolesnikov, A., Weissenborn, D., Zhai, X., Unterthiner, T., Dehghani, M., Minderer, M.,

- Heigold, G., Gelly, S., Uszkoreit, J., and Hounsby, N. An Image is Worth 16x16 Words: Transformers for Image Recognition at Scale, 2020.
- Elazar, Y., Ravfogel, S., Jacovi, A., and Goldberg, Y. Amnesic Probing: Behavioral Explanation with Amnesic Counterfactuals, 2020. URL <https://arxiv.org/pdf/2006.00995.pdf>.
- Fernández, A., García, S., Galar, M., Prati, R. C., Krawczyk, B., and Herrera, F. *Learning from Imbalanced Data Sets*. Springer, 2018. ISBN 978-3-319-98073-7. doi: 10.1007/978-3-319-98074-4. URL <https://doi.org/10.1007/978-3-319-98074-4>.
- Halder, K., Akbik, A., Krapac, J., and Vollgraf, R. Task-Aware Representation of Sentences for Generic Text Classification. In *Proceedings of the 28th International Conference on Computational Linguistics*, pp. 3202–3213, Barcelona, Spain (Online), December 2020. International Committee on Computational Linguistics. URL <https://www.aclweb.org/anthology/2020.coling-main.285>.
- He, F., Liu, T., and Tao, D. Control Batch Size and Learning Rate to Generalize Well: Theoretical and Empirical Evidence. In Wallach, H., Larochelle, H., Beygelzimer, A., d'Alché-Buc, F., Fox, E., and Garnett, R. (eds.), *Advances in Neural Information Processing Systems 32*, pp. 1143–1152. Curran Associates, Inc., 2019.
- Hjelm, R. D., Fedorov, A., Lavoie-Marchildon, S., Grewal, K., Bachman, P., Trischler, A., and Bengio, Y. Learning deep representations by mutual information estimation and maximization. In *7th International Conference on Learning Representations, ICLR 2019, New Orleans, LA, USA, May 6-9, 2019*, 2019. URL <https://openreview.net/forum?id=Bklr3j0cKX>.
- Hooker, S. The Hardware Lottery, 2020. URL <https://arxiv.org/abs/2009.06489>.
- Hooker, S., Courville, A., Clark, G., Dauphin, Y., and Frome, A. What Do Compressed Deep Neural Networks Forget?, 2020a. URL <https://arxiv.org/pdf/1911.05248.pdf>.
- Hooker, S., Moorosi, N., Clark, G., Bengio, S., and Denton, E. Characterising bias in compressed models, 2020b. URL http://whi2020.online/static/pdfs/paper_73.pdf.
- Hooker, S., Moorosi, N., Clark, G., Bengio, S., and Denton, E. Characterizing and Mitigating Bias in Compact Models. In *WHI Workshop. ICML, 2020c*. URL <https://arxiv.org/pdf/2010.03058.pdf>.
- Jiang, H., Wang, R., Shan, S., and Chen, X. Transferable Contrastive Network for Generalized Zero-Shot Learning. In *2019 IEEE/CVF International Conference on Computer Vision, ICCV 2019, Seoul, Korea (South), October 27 - November 2, 2019*, pp. 9764–9773, 2019. doi: 10.1109/ICCV.2019.00986. URL <https://doi.org/10.1109/ICCV.2019.00986>.
- Jiang, Y., Neyshabur, B., Mobahi, H., Krishnan, D., and Bengio, S. Fantastic Generalization Measures and Where to Find Them. In *8th International Conference on Learning Representations, ICLR 2020, Addis Ababa, Ethiopia, April 26-30, 2020*, 2020. URL <https://openreview.net/forum?id=SJgIPJBFvH>.
- Kim, K.-M., Hyeon, B., Kim, Y., Park, J.-H., and Lee, S. Multi-pretraining for Large-scale Text Classification. In *Findings of EMNLP*, pp. 2041–2050. ACL, 2020. doi: 10.18653/v1/2020.findings-emnlp.185. URL <https://www.aclweb.org/anthology/2020.findings-emnlp.185>.
- LeCun, Y. and Huang, F. J. Loss functions for discriminative training of energy-based models. In *Proceedings of the Tenth International Workshop on Artificial Intelligence and Statistics, AISTATS 2005, Bridgetown, Barbados, January 6-8, 2005*, 2005. URL <http://www.gatsby.ucl.ac.uk/aistats/fullpapers/207.pdf>.
- Lecun, Y., Chopra, S., Hadsell, R., Ranzato, M., and Huang, F. *A tutorial on energy-based learning*. MIT Press, 2006.
- Linzen, T. How Can We Accelerate Progress Towards Human-like Linguistic Generalization? In *Proceedings of ACL*, 2020. URL <https://www.aclweb.org/anthology/2020.acl-main.465/>.
- Liu, J., Chang, W., Wu, Y., and Yang, Y. Deep Learning for Extreme Multi-label Text Classification. In *Proceedings of the 40th International ACM SIGIR Conference on Research and Development in Information Retrieval, Shinjuku, Tokyo, Japan, August 7-11, 2017*, pp. 115–124, 2017. doi: 10.1145/3077136.3080834. URL <https://doi.org/10.1145/3077136.3080834>.
- Liu, L., Liu, X., Gao, J., Chen, W., and Han, J. Understanding the Difficulty of Training Transformers. In *Proceedings of the 2020 Conference on Empirical Methods in Natural Language Processing (EMNLP)*, pp. 5747–5763, Online, November 2020a. Association for Computational Linguistics. doi: 10.18653/v1/2020.emnlp-main.463. URL <https://www.aclweb.org/anthology/2020.emnlp-main.463>.
- Liu, Q., Kusner, M. J., and Blunsom, P. A Survey on Contextual Embeddings. *CoRR*, abs/2003.07278, 2020b. URL <https://arxiv.org/abs/2003.07278>.

- Liu, Z., Miao, Z., Zhan, X., Wang, J., Gong, B., and Yu, S. X. Large-Scale Long-Tailed Recognition in an Open World. In *IEEE CVPR*, pp. 2537–2546, 2019. doi: 10.1109/CVPR.2019.00264. URL http://openaccess.thecvf.com/content_CVPR_2019/html/Liu_Large-Scale_Long-Tailed_Recognition_in_an_Open_World_CVPR_2019_paper.html.
- Luo, L., Xiong, Y., Liu, Y., and Sun, X. Adaptive Gradient Methods with Dynamic Bound of Learning Rate. In *7th International Conference on Learning Representations, ICLR 2019, New Orleans, LA, USA, May 6-9, 2019*, 2019. URL <https://openreview.net/forum?id=Bkg3g2R9FX>.
- Ma, Z. and Collins, M. Noise Contrastive Estimation and Negative Sampling for Conditional Models: Consistency and Statistical Efficiency. In *Proceedings of the 2018 Conference on Empirical Methods in Natural Language Processing, Brussels, Belgium, October 31 - November 4, 2018*, pp. 3698–3707, 2018. doi: 10.18653/v1/d18-1405. URL <https://doi.org/10.18653/v1/d18-1405>.
- Ma, Z., Sun, A., Yuan, Q., and Cong, G. Tagging Your Tweets: A Probabilistic Modeling of Hashtag Annotation in Twitter. In Li, J., Wang, X. S., Garofalakis, M. N., Soboroff, I., Suel, T., and Wang, M. (eds.), *CIKM*, pp. 999–1008. ACM, 2014. ISBN 978-1-4503-2598-1. URL <http://dblp.uni-trier.de/db/conf/cikm/cikm2014.html#MaSYC14>.
- Melis, G., Kociský, T., and Blunsom, P. Mogrifier LSTM. In *8th International Conference on Learning Representations, ICLR 2020, Addis Ababa, Ethiopia, April 26-30, 2020*, 2020. URL <https://openreview.net/forum?id=SJe5P6EYvS>.
- Merity, S., Xiong, C., Bradbury, J., and Socher, R. Pointer Sentinel Mixture Models. In *5th International Conference on Learning Representations, ICLR 2017, Toulon, France, April 24-26, 2017, Conference Track Proceedings*, 2017. URL <https://openreview.net/forum?id=Byj72udxe>.
- Mitchell, M., Baker, D., Moorosi, N., Denton, E., Hutchinson, B., Hanna, A., Gebru, T., and Morgenstern, J. Diversity and Inclusion Metrics in Subset Selection. In *AIES '20: AAAI/ACM Conference on AI, Ethics, and Society, New York, NY, USA, February 7-8, 2020*, pp. 117–123, 2020. doi: 10.1145/3375627.3375832. URL <https://doi.org/10.1145/3375627.3375832>.
- Pappas, N. and Henderson, J. GILE: A Generalized Input-Label Embedding for Text Classification. *Trans. Assoc. Comput. Linguistics*, 7:139–155, 2019. URL <https://transacl.org/ojs/index.php/tacl/article/view/1550>.
- Radford, A., Kim, J. W., Hallacy, C., Ramesh, A., Goh, G., Agarwal, S., Sastry, G., Askell, A., Mishkin, P., Clark, J., Krueger, G., and Sutskever, I. Learning Transferable Visual Models From Natural Language Supervision, 2021. URL https://cdn.openai.com/papers/Learning_Transferable_Visual_Models_From_Natural_Language_Supervision.pdf.
- Raffel, C., Shazeer, N., Roberts, A., Lee, K., Narang, S., Matena, M., Zhou, Y., Li, W., and Liu, P. J. Exploring the Limits of Transfer Learning with a Unified Text-to-Text Transformer. *Journal of Machine Learning Research*, 21(140):1–67, 2020. URL <http://jmlr.org/papers/v21/20-074.html>.
- Saunshi, N., Plevrakis, O., Arora, S., Khodak, M., and Khandeparkar, H. A theoretical analysis of contrastive unsupervised representation learning. In Chaudhuri, K. and Salakhutdinov, R. (eds.), *Proceedings of the 36th International Conference on Machine Learning Research*, volume 97 of *Proceedings of Machine Learning Research*, pp. 5628–5637. PMLR, 09–15 Jun 2019. URL <http://proceedings.mlr.press/v97/saunshi19a.html>.
- Schick, T. and Schütze, H. It’s Not Just Size That Matters: Small Language Models Are Also Few-Shot Learners. *CoRR*, abs/2009.07118, 2020a. URL <https://arxiv.org/abs/2009.07118>.
- Schick, T. and Schütze, H. Rare Words: A Major Problem for Contextualized Embeddings and How to Fix it by Attentive Mimicking. In *Proceedings of AAAI*. AAAI Press, 2020b. URL <https://aaai.org/ojs/index.php/AAAI/article/view/6403>.
- Şerbetci, O. N., Möller, S., Roller, R., and Rethmeier, N. EffiCare: Better Prognostic Models via Resource-Efficient Health Embeddings. In *AMIA Annual Symposium*. PubMed, 2020. URL <https://www.medrxiv.org/content/early/2020/07/26/2020.07.21.20157610>.
- Strubell, E., Ganesh, A., and McCallum, A. Energy and Policy Considerations for Deep Learning in NLP. In *Proceedings of the 57th Annual Meeting of the Association for Computational Linguistics*, pp. 3645–3650, Florence, Italy, July 2019. Association for Computational Linguistics. doi: 10.18653/v1/P19-1355. URL <https://www.aclweb.org/anthology/P19-1355>.
- Talmor, A., Elazar, Y., Goldberg, Y., and Berant, J. oLMpics-On What Language Model Pre-training Captures. *Transactions of the Association for Computational Linguistics*,

- 8:743–758, 2020. doi: 10.1162/tacl_a_00342. URL https://doi.org/10.1162/tacl_a_00342.
- van den Oord, A., Li, Y., and Vinyals, O. Representation learning with contrastive predictive coding. *CoRR*, abs/1807.03748, 2018. URL <http://arxiv.org/abs/1807.03748>.
- Vaswani, A., Shazeer, N., Parmar, N., Uszkoreit, J., Jones, L., Gomez, A. N., Kaiser, L., and Polosukhin, I. Attention is All you Need. In *Advances in Neural Information Processing Systems 30: Annual Conference on Neural Information Processing Systems 2017, December 4-9, 2017, Long Beach, CA, USA*, pp. 5998–6008, 2017. URL <https://proceedings.neurips.cc/paper/2017/hash/3f5ee243547dee91fbd053c1c4a845aa-Abstract.html>.
- Wang, C., Ye, Z., Zhang, A., Zhang, Z., and Smola, A. J. Transformer on a Diet. *CoRR*, abs/2002.06170, 2020a. URL <https://arxiv.org/abs/2002.06170>.
- Wang, S., Khabsa, M., and Ma, H. To Pretrain or Not to Pretrain: Examining the Benefits of Pretraining on Resource Rich Tasks. In *Proceedings of the 58th Annual Meeting of the Association for Computational Linguistics*, pp. 2209–2213, Online, July 2020b. Association for Computational Linguistics. doi: 10.18653/v1/2020.acl-main.200. URL <https://www.aclweb.org/anthology/2020.acl-main.200>.
- Waseem, Z., Lulz, S., Bingel, J., and Augenstein, I. Disembodied Machine Learning: On the Illusion of Objectivity in NLP. anonymous preprint under review, 2020. URL <https://arxiv.org/abs/2101.11974>.
- Yogatama, D., de Masson d’Autume, C., Connor, J., Kociský, T., Chrzanowski, M., Kong, L., Lazaridou, A., Ling, W., Yu, L., Dyer, C., and Blunsom, P. Learning and Evaluating General Linguistic Intelligence. *CoRR*, 2019. URL <http://arxiv.org/abs/1901.11373>.
- Zhang, H., Xiao, L., Chen, W., Wang, Y., and Jin, Y. Multi-Task Label Embedding for Text Classification. In *Proceedings of the 2018 Conference on Empirical Methods in Natural Language Processing, Brussels, Belgium, October 31 - November 4, 2018*, pp. 4545–4553, 2018a. URL <https://www.aclweb.org/anthology/D18-1484/>.
- Zhang, H., Xiao, L., Chen, W., Wang, Y., and Jin, Y. Multi-Task Label Embedding for Text Classification. In *Proceedings of the 2018 Conference on Empirical Methods in Natural Language Processing*, pp. 4545–4553, Brussels, Belgium, October-November 2018b. Association for Computational Linguistics. doi: 10.18653/

Appendices

A. Text preprocessing details

We decompose tags such as ‘p-value’ as ‘p’ and ‘value’ and split latex equations into command words, as they would otherwise create many long, unique tokens. In the future, character encodings may be better for this specific dataset, but that is out of our current research scope. 10 tag words are not in the input vocabulary and thus we randomly initialise their embeddings. Though we never explicitly used this information, we parsed the text and title and annotated them with ‘html-like’ title, paragraph and sentence delimiters. The dataset is ordered and annotated by time. Dev and test set are therefore future data compared to the training data, which results in a non-stationary problem, though we never determined to what extend.

B. Time and data complexity

Here we will discuss time and data complexity of CLESS vs. Self-attention models. We do so, because time complexity is only meaningful if the data efficiency of two methods is the same, because convergence speed, computation speed and end-task performance work together to make a model effective and efficient.

Time complexity: Our text encoder uses a single 1D CNN encoder layer which has a complexity of $O(n \cdot k \cdot d \cdot f)$ vs. $O(n^2 \cdot d)$ for vanilla self-attention as outlined in Vaswani et al. (2017). Here n is the input sequence length, k is the convolution filter size, d is the input embedding dimension [$d = 512$ in (Vaswani et al., 2017) vs. $d = 100$ for us], and f is amount of convolution filters (at maximum $f = 3 \cdot 100$ for our XL pretraining model). Since we use kernel sizes $\{1, 2, 3\}$ we get for the largest configuration (3.XL) an $O(n \cdot k = 6 \cdot d = 1 \cdot f = 3d) \approx O(n \cdot 3d^2)$ vs. $O(n^2 \cdot 5d)$ in a vanilla (2017) self-attention setup where $d=512$. Furthermore Transformer self-attention runs a n way soft-max computation at every layer (e.g. 16 layers), while we run $g \cdot b$ one class predictions at the final output layer using a noise contrastive objective NCE. We use NCE to undersample both: true negative learning labels (label=0) as well as positive and negative pseudo labels (input words). If the goal is to learn a specific supervised end-task, more informed sampling of positive and negative pseudo labels can be devised. However, we did not intend to overfit the task by adding such, more hand crafted, human biases and thus only used random sampling, which is not an insensible choice when opting or testing for arbitrary downstream tasks (generalization).

Transfer complexity: Traditional ‘text-to-text’ approaches as in (Raffel et al., 2020) need to initialize a new classifi-

cation head per task, which means training a either a new model per task or doing joint multi-task learning. CLESS however can train multiple tasks, even if they arrive in a sequential fashion, over time. Thus, there is no need to retrain a separate model each time as in current Transformer transfer models. Once pretrained a CLESS model can zero-shot transfer to any new task, since the match classifier is reused.

Data and sample efficiency: We analysed input data and label efficiency in the main documents zero and few-shot learning sections. Regarding data efficiency and model design choices we were guided by the existing research and optimized for data efficient learning with inherent self-supervised zero-shot capabilities, to facilitate and study supervision free generalisation to unforeseen tasks. We explain the origins of these design choices in more detail below. As mentioned in the related research section, Transformers rely on large to Web-scale pretraining data collections ‘end-task external pretraining data’ (Liu et al., 2020b; Yogatama et al., 2019), which results in extensive pretraining hardware resources (Hooker, 2020; Dodge et al., 2020) and concerns about environmental costs (Strubell et al., 2019; Bender et al., 2021) and unintended contra-minority biases (Mitchell et al., 2020; Waseem et al., 2020; Bender et al., 2021). CNN have lately been found to be more data efficient than Transformers, i.e. train to better performance with less data, in number of works. For example in OPENAI’s CLIP model (Figure 2) (Radford et al., 2021) the authors find that replacing a Transformer language model backbone with a CNN backbone increased zero-shot data efficiency 3 fold, which they further increased by adding a *supervised* contrastive learning objective. (Dosovitskiy et al., 2020) showed that adding a CNN component to a vision Transformer model helps with data and computational efficiency (Figure 5 and text). When comparing works small-scale data pretraining capabilities between (Merity et al., 2017) (CNN, LSTM) with recent Transformer models Wang et al. (2020a), one can see that Transformer encoders struggle to learn from small pretraining collections, while similar problems exist when fine-tuning on smaller supervised collections (Liu et al., 2020a; Dodge et al., 2020). Finally, contrastive text CNN pretraining has recently been shown by (Kim et al., 2020) to outperform BERT Transformer pretraining on a number of NLP tasks, while using over 30 times fewer parameters. Despite this success, the method is *not zero-shot capable* and needs to add new prediction heads for new task. It also *uses a very specific type of self-supervision* that lacks our desired level of scalability – i.e. their method can not easily scale up the amount of self-supervision and therefore not study self-supervision scale-up effects on learning. As seen in Tab. 1, CLESS uses 0.6-3.2 million trainable parameters. When adding non-trainable parameters CLESS uses 3.2 million parameters for models (2), (3) and 10.6

Table 1. Time complexity $O(\text{Layer})$, data efficiency, number of trainable parameters, number of all parameters. The data efficiency of Convolutions (*) is reported in various works to be better than that of self-attention models (Liu et al., 2020b; Yogatama et al., 2019; Merity et al., 2017; Wang et al., 2020a; Kim et al., 2020; Bender et al., 2021; Radford et al., 2021). d is the input embedding size and its increase slows down convolutions. n is the input sequence length and slows down self-attention the most (Vaswani et al., 2017). There exist optimizations for both problems. Regarding the number of trainable parameters, CLESS uses 10-50% of the size of Kim et al. (2020), who pretrained a self-supervised CNN that outperformed BERT. Comparison to their model is out of scope, because it is not zero-shot capable and lacks demonstrated long-tail improvements – i.e. does not fulfil our learning capability requirements.

Layer Type	$O(\text{Layer})$	Literature Reported Data Requirements	Trainable Parameters
Convolution	$O(n \cdot d^2)$	small (*)	0.6M-3.2M (CLESS)
Self-Attention	$O(n^2 \cdot d)$	large to web-scale (*)	220M (BERT)

Table 2. **Building an optimised supervised baseline:** using test set generalization techniques as proposed by (Jiang et al., 2020). %p denotes absolute percent points. Since parameters cannot be tuned in isolation, %p only reflects drops by deviating from optimal settings once they are found. Details on the explored hyperparameters are found in Tab. 3.

Model	variable	observation	optimal parameter, %p drop from not using it
pre-opt base CNN	learning rate optimized	base setting	33.75%p AP_{micro_test}
optimized base CNN	Optimal parameters ↓	base setting	45.01%p AP_{micro_test} , .0015 BS_{macro}
larger base CNN	max-k pooling	important	max-3 pooling, 3%p better than max-1 pooling
	CNN filter size	important	n-gram filter sizes >2 matter (~2%p), comparing same filter amounts
	num CNN filters	important	100 filters per n-gram size
	wider classifier	overfitting	more than a 1 layer classifier lead to overfitting
dropout	on CNN output	improvement	2% better AP_{micro_test} test, 2%p improvement
	on deeper/ wider clf	none, stability	stabilizes learning, but same performance
optimizer	ADABOUND	failed	-39%p drop AP_{micro_test} , despite tuning
learning rate	lower LR	crucial	LR = 0.0075 for ADAM with cross-entropy
batch size	batch size	important	batch_size = 1024 worked well

million parameters for model (3.XL). Note that, we did not try to reduce this parameter size because: (a) optimization for a specific end-task was not our goal (we study learning effects) and (b) since for most configurations the shared embedding layer was not trainable. The embedding layer was not trained for two reasons. One, training the layer or not training it did not affect performance meaningfully. Two, this led to the decision not to tune the embedding layer parameters, to even further save gradient computation and memory. More importantly, we only compute the text embedding once and then repeat it internally, to save memory on repeated embedding computation. This retrains back propagation through the text encoder, but largely reduces forward computation and backward gradients in the text encoder.

Long-tail: In the long-tail data is always limited, and word label-embedding methods such as (Liu et al., 2017; Chang et al., 2019) have been shown to improve rare class prediction performance after only *supervised pretraining*, which encourage us to extend them with self-supervised and con-

trastive learning to boost learning signals.

C. Fully supervised end-task performances:

In table Tab. 4 we can see AP_{test} scores and Brier scores for various models and configurations of CLESS. Brier score is used as a simple, but many class scalable measure of calibration, where $BS = 0$ means perfect calibration. Test scores are selected according to the model with the best performing development set AP_{micro_dev} scores. While the results mostly quantify the results from the main paper as single point score there are some noteworthy details for the baseline model and further takeaways for the label embedding based models.

Table 3. Parameters we explored for the optimized baseline. To gain solid baseline performance we conducted a mix of random grid search over combinations of the following hyperparameters, while optimizing important parameters first. We also pre-fit the filtersize, lr and filters on a 5k training subset of samples to reduce trails. Then to further reduce the number of combinations we tuned in order: learning rate lr, filter sizes, max-k pooling, tuning embeddings, batch size, classifier depth and lastly tried another optimizer. This gave us a robustly optimized baseline that minimises favourable comparison towards later label embedding models (2), (3) and (3.XL).

Filters	{1: 57, 2: 29, 3: 14}, {1:100, 10:100, 1:100}, {1: 285, 2: 145, 3: 70}, {1:10, 10:10, 1:10}, {1:15, 2:10, 3:5}, {1:10}, {1:100}, {10:100}
Filter sizes	1, 2, 3, 10
lr	0.01, 0.0075, 0.005, 0.001, 0.0005, 0.0001
bs	1536, 4096
max-k	1, 3, 7, 10
classifier	two_layer_classifier, 'conf':[{ 'do': None—2, 'out_dim': 2048 — 4196 — 1024}, { 'do':None— 0.2}], one_layer_classifier, 'conf':[{ 'do':.2}]}
tune embedding:	True, False
optimizer:	ADAM, ADABOUND by (Luo et al., 2019) (very low results – i.e. 0.06AP)

C.1. Tuning a robust BCE Baseline (1) with Generalization Techniques, to use as Starting Point for Advanced Model Optimization (2)-(3.XL)

In Tab. 2 and Tab. 3 we see how the BCE baseline model, referred to as (1) in the main paper, was optimized. Later label embedding models build on this models hyperparameter configuration. We optimize baseline hyperparameters known to increase generalization an performance as proposed in (Jiang et al., 2020; He et al., 2019). To find optimal hyperparameter configurations for the baseline model (1) we ran random grid search over the hyperparameter values seen in Tab. 3. For the baseline we found optimal hyperparameters to be: lr=0.0075, filter-sizes={1: 57, 2: 29, 3: 14}, clf=one_layer_classifier, 'conf':[{ 'do':.2}] , max-k pooling=3, bs=1536, tune embedding=True, optimizer=ADAM with pytorch defaults. Increasing the filter size, classifier size or depth or using more k decreased dev set performance due to increased overfitting. In general the standard multi-label BCE loss overfit much more quickly than the contrastive methods. We describe how we determined optimal hyperparameters for this model in Tab. 3.

The contrastive models (2)-(3.XL) only differ in that they are able to use more filters {1: 100, 2: 100, 3: 100}, where using only {1: 20, 2: 20, 3: 20} loses 1.5 %p of performance, and that its optimal lr = 0.0005, while the batch size shrinks to 1024 due to increased memory requirements of label matching. Because we could largely reuse baseline hyperparameter, tuning the label embedding models took much less search. In practice, a small sub set of training data can be used for pre-tuning. The contrastive models optimal matcher classifier is deeper than that of the baseline, due to the increased learning objective signal amount and increased information from the wider network (more filters).

Thus label embedding model (2) uses a four layer classifier – four_layer_classifier, 'conf': [{ 'do': 0.2}, { 'out_dim': 1024, 'do': 0.1}, { 'out_dim': 300, 'do': None}, { 'out_dim': 1, 'do': None}]]. The XL pretraining model is wider, to accommodate the increased self-supervision signal during contrastive, self-supervised pretraining on more pseudo labels. Thus, for model (3.XL) we increased the width of one matcher layer (1024 → 2048) – four_layer_classifier, 'conf': [{ 'do': 0.2}, { 'out_dim': 2048, 'do': 0.1}, { 'out_dim': 300, 'do': None}, { 'out_dim': 1, 'do': None}]]. We also increased the text encoder and label embedding encoder output size from 100 (used by (2) and (3)) to 300 (used by (3.XL)). Finally, the number of k-pooling was increased from $k = 3$ to $k = 10$. Increasing the filter number did not lift performance, suggesting that there were sufficient feature filters (extractors), but not enough classification and processing parameter capacity in this setup. During self-supervised pretraining the models (3) and (3.XL) optimizes for *any unforeseen end-task*, which allows zero-shot prediction without ever seeing real labels, but also uses a very diverse learning signal by predicting sampled positive and negative input word embeddings. If the goal is to solely optimize for a specific end-task, this self-supervision signal can be optimized to pretrain much faster, e.g. by only sampling specific word types like nouns or named entities. With specific end-task semantics in mind, the pseudo label and input manipulations can easily be adjusted. This allows to adding new self-supervision signals without a need to touch the models network code directly, which helps ease application to new tasks and for less experienced machine learning practitioners. Finally we mention an implementation features, that can safely be avoided to save computation and optimization effort – i.e. so that other can avoid exploring this option. That is, when using both a supervised and self-supervised loss at the same time, CLESS rescales both

Table 4. **Supervised prediction results:** comparing an optimized baseline (OB) with contrastive methods (CM: 4-12). CMs compare training from scratch vs. pretrain→fine-tune vs. self-supervised pretraining for few and zero-shot learning. Given the same hyperparameters (*), all CMs reach similar supervised end-task performance, while self-supervised CMs produce *fundamentally different results for zero and few-shot learning* – see subsection details.

Training method/ model	learning setup	AP micro/ macro test %	Brier score macro
BASE: baselines, only supervised learning (SL)			
(0) ZeroR	always predict majority per class (=all zero)	00.20/00.20	n.a.
(0) WB: weak baseline (BCE)	supervised	33.75/n.a.	n.a.
(1) OB: optimized baseline (BCE)	supervised	45.01/22.81	0.0015
FROM SCRATCH (s): train from scratch: supervised (SL), or self+supervised (S(+S)L) – no pretraining			
(2) (*) SL+SSLscr: h-params base	supervised + self-supervised from scratch	47.13/25.28	0.0028
(2) SLscr: h-params like (*)	supervised scratch	47.74/26.05	0.0028
SSL-PRETRAINED (p) → FINE-TUNE (f): self-supervised (SSL) pretrain → then fine-tune (SL or SL+SSL)			
(3) SSLpre→SL+SSLfin: h-params like (2)	SSL pretrain > SL+SSL fine-tune	48.20/25.58	0.0027
(3) SSLpre→SLfin: h-params like (2)	SSL pretrain > SL fine-tune	47.83/25.30	0.0028
(3.XL) SSLpre→SLfin: larger h-params than (2)	SSL pretrain > SL fine-tune	49.31/29.11	0.0015
FEW-SHOT: few-shot 10% train, ‘pretrained then fine-tuned’ (pf) vs from scratch (s)			
(3) SSLpre→SLfin: h-params like (2)	self pretrain > 10% supervised fine-tune	38.01/18.31	0.0037
(3) SSLpre→SL+SSLfin: h-params like (2)	self pretrain > 10% self+supervised fine-tune	38.25/18.49	0.0038
(2) SLscr: h-params like (2)	10% supervised from scratch	30.46/13.07	0.0032
(2) (*) SL+SSLscr:	10% self+supervised from scratch	30.53/13.28	0.0039
ZERO-SHOT: zero-shot, self-supervised pretrain only			
(3) SSLpre→0: h-params, like (2)	self pretrain > zero-shot	10.26/10.70	0.1139
(3.XL) SSLpre→0: larger h-params than (2)	self pretrain > zero-shot	14.94/14.86	0.0791

losses to be of the same loss value per batch. This makes it easy to balance the two loss contributions in learning. We also allow re-weighting the loss balance by a percentage, so that one loss can dominate. However, we found that in practice: (a) using the self-supervised loss along with the supervised one does not improve quality, but slows computation. We also found that (b) loss re-weighting had no marked quality effects, and should be left at 1.0, especially since it otherwise introduces a further, unnecessary, hyperparameter.

C.2. Additional label embedding model takeaways

First a disappointing insight. Using self-supervision during fine-tuning only, rather than for pretraining does not improve performance, as increased model width did not help to increase the performance of from scratch trained models (2). Because of this, hyperparameter configuration of model (2)(*) was used as a reference for models with self-supervised pretraining (3) and (3.XL).

Second, when using a larger network and more pseudo labels during self-supervision (3.XL) the end-task performance increased from 48.20% to 49.31% $AP_{micro-test}$ and $AP_{macro-test}$ increased from 25.28 to 29.11%. The stronger increase in macro score was already reflected in the long-tail section analysis for model (3.XL), and is explained by the better tail class bins performance of this model. Notably, the (3.XL) model also boosted zero-shot performance from 10.26% to 14.94%, i.e. by nearly 50%. Again the details and implications were described before. **Miscellaneous result/ an open future evaluation problem:** Finally, since average precision (AP) has no explicit notion of over and under predictions, we plotted over and under predictions per class and over all classes. In standard classification, i.e. discrete, evaluation we would have over predictions as false positives and under predictions as false negatives. Using continuous measures such as AP has computational advantages and does not limit evaluation to a single threshold like F_1 or *accuracy* do. However, has no notion of over and under predictions, which especially regarding long-tail issues may have a significant impact.

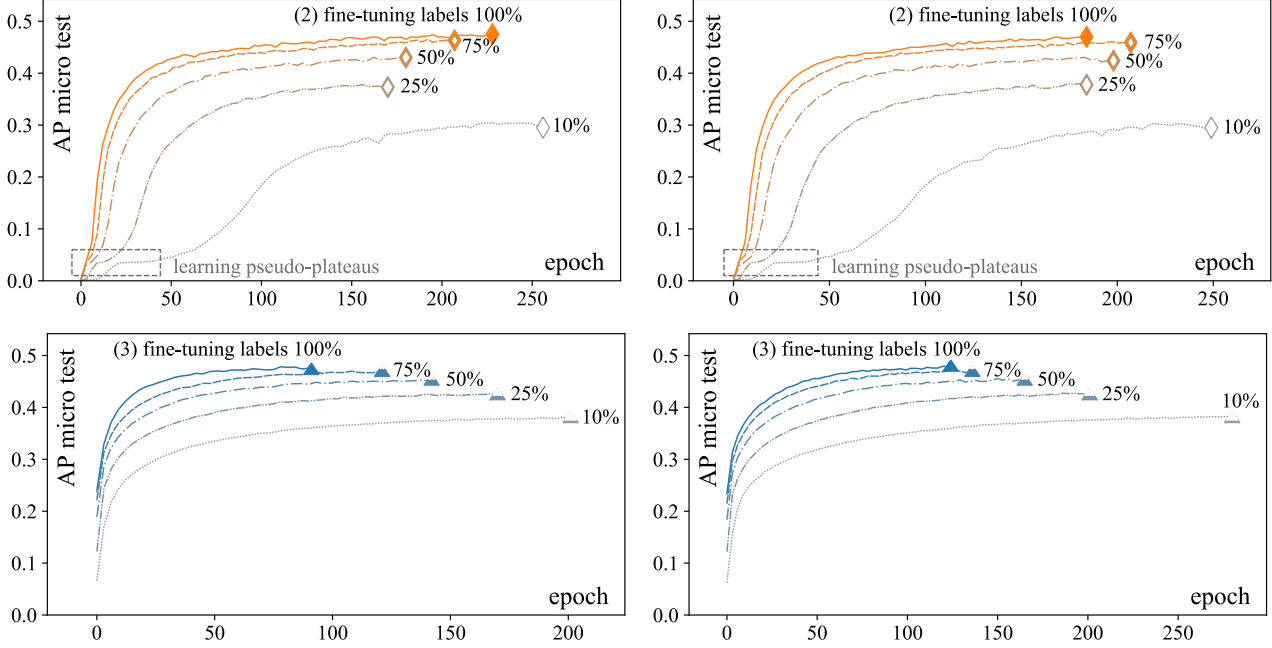


Figure 7. Few-shot training from scratch (top 2) vs. after pretraining (bottom 2): and using only supervision to fit the end-task (left) vs. jointly using self+supervision (right) during supervised fine-tuning. Results are in $AP_{micro.test}$ for different few-shot training set portions (1, 75%, 50%, 25%, 10%). Insight 1: self-supervision during end-task fitting makes no learning difference – i.e. when comparing top (or bottom) left (supervised) vs right (self+supervised) sub-figures, they look nearly the same. Insight 2: *Pretraining (bottom figs.) via self-supervision markedly improves few-shot learning performance, speed and stability*, independent of fine-tuning via supervision (left) or self+supervised (right). Regarding computation speed and results, the optimal combination is self-supervised pretraining, and solely supervised fine-tuning, as self-supervised fine-tuning costs computation.

However, plotting over and underpredictions per class (and overall) was only mildly informative. Due to the high label sparsity, we saw close to zero over predictions on average, but all-class average underpredictions were much harder to reduce (optimize). This observation is a reflection of the high label sparsity, i.e. at most 0.003 of labels are active per instance, combined with a long-tail distribution – i.e. many rare events. Under this combination meaningful evaluation of prediction behaviour is hard to analyse in a meaningful, concise fashion, because per class plots become large and hard to fit and interpret in a paper, and all-class averages do not reveal class dynamics. We include these observations because we found them instructive to outline the challenges of evaluating long-tail learning, but do not include the per class plots, because they are unreadable.

C.3. Few-shot: scratch, pretrained, additional self+supervised scenarios

Few-shot challenges: Few-shot learning increases the long-tail problem. For 10% few shot learning, we train on 6800 instances, so many classes will be unseen at training time – i.e. some classes will become zero-shot observed during test time only. We will publish both the parsed data splits and a

cleaned code version on Github to encourage experimenting with and extending to other low-resource ‘dense-to-dense’ self-supervision methods, additional evaluation metrics and datasets.

Few-shot, with and without self-supervision – as pre-training or for joint self+supervised fine tuning: Fig. 7 shows in more detail that the pretrained model (bottom) learns better. The figure also shows that joint self-supervised training during either training scratch or fine-tuning (top) does, unfortunately, not meaningfully affect performance. This second insight remained, when using a larger network, which lead to a decrease in performance. Thus, according to these graphs, pretraining is, somewhat disappointingly, still necessary to boost performance.