

Gutierrez-Sotomayor Flows on Singular Surfaces

M.A.J. Zigart¹ K.A. de Rezende² N.G. Grulha Jr.³ D.V.S. Lima

ABSTRACT

In this work we address the realizability of a Lyapunov graph labeled with GS singularities, namely regular, cone, Whitney, double crossing and triple crossing singularities, as continuous flow on a singular closed 2-manifold M . Furthermore, the Euler characteristic is computed with respect to the types of GS singularities of the flow on M . Locally, a complete classification theorem for minimal isolating blocks of GS singularities is presented in terms of the branched one manifolds that make up the boundary.

MSC 2020: 14J17, 37B30, 58K45

Introduction

The study of singular varieties plays an important role in the interface of Algebraic Geometry, Singularity Theory and F-Theory.

An aspect that was greatly explored by MacPherson was the existence and uniqueness of Chern classes for singular algebraic varieties [1]. Later Brasselet and Schwartz [2, 3, 4] applied the study of vector fields on singular varieties to provide a new framework in which to consider the study of characteristic classes. Around the same period, Gutierrez and Sotomayor used Singularity Theory of differentiable maps to investigate C^1 -structurally stable vector fields on manifolds with cone, cross-cap, double crossing and triple crossing singularities, and proved their genericity in the set of C^1 -vector fields. In [5], these vector fields were studied by considering their associated continuous flows, making it possible to use algebraic topological tools, namely, the Conley Index Theory. These flows were named therein as Gutierrez-Sotomayor flows, for short, GS flows. This work opened up many questions in Topological Dynamics, more specifically, on the global qualitative study of continuous flows on singular varieties. In [?], spectral sequences were used as a tool to understand how a flow undergoes homotopical cancellations on a 2-dimensional singular variety.

In [5], the existence of a Lyapunov function f associated to a GS flow was established, showing the existence of isolating blocks for the singularities of a GS flow and allowing one to define a Lyapunov graph L_f . Furthermore, the Poincaré-Hopf condition was proved to be a necessary local condition on the flow defined on an isolating block, as well as, a necessary global condition on the flow defined on a closed singular manifold.

The results in [5] opened up many questions in Topological Dynamics, more specifically: by imposing the Poincaré-Hopf conditions on an abstract Lyapunov graph L , are they sufficient to ensure the local realizability of L as a GS flow on an isolating block? Does the local realizability of L imply the global realizability of L as a GS flow on a closed singular manifold?

In this work, we advance the local and global study of GS flows by addressing these open questions in [5]. On what concerns the local realizability of L , that is, the realizability of a semi-graph L_v consisting of a single vertex v in L and its incident edges as a GS flow on an isolating block, it turns out that the Poincaré-Hopf condition is not sufficient. On the other hand, even if locally the vertices and their incident edges are realizable as isolating blocks of GS singularities, it may be the case that there is no global realization corresponding to L . The reason for this is the fact that locally the realization of L_v as a GS flow on an isolating block N is not unique due to the many choices of distinguished branched 1-manifolds that can make up the boundary of N . This multiplicity imposes the main difficulty in the global realization question which relies heavily on an assignment that correctly matches up pairs of boundary components of isolating blocks, allowing the gluing of the blocks according to L and making it possible to obtain a closed singular variety.

In Section 1, background material is presented. In Section 2, the local realizability question is addressed. More specifically, the realizability of an abstract Lyapunov semi-graph L_v consisting of a single vertex and its incident

¹Partially financed by the Coordenação de Aperfeiçoamento de Pessoal de Nível Superior - Brasil (CAPES) - Finance Code 001

²Partially supported by CNPq under grant 305649/2018-3 and FAPESP under grant 2018/13481-0.

³Supported by CNPq under grant 303046/2016-3; and FAPESP under grant 2017/09620-2.

weighted edges as a GS flow on an isolating block N . Furthermore, a complete characterization of the branched 1-manifolds that make up the boundary of a minimal isolating block is provided, as well as, the construction of passageways for tubular flows that have the effect of increasing the number of branch points on the boundary of N in order to match the weights on the edges of L_v . In Section 3, several theorems on the global realizability of an abstract Lyapunov graph L labelled with GS singularities as a continuous flows on a singular manifold M are presented. In Section 4, the Euler characteristic of these manifolds is computed in terms of the types of GS singularities of the flow.

1 Background

1.1 Gutierrez-Sotomayor Vector Fields

In [6], Gutierrez and Sotomayor introduced the *2-manifolds with simple singularities*⁴. They arise when the regularity conditions in the definition of smooth surfaces of \mathbb{R}^3 , in terms of implicit functions and immersions, are not satisfied but there is still the presence of some certain stability [7]. The effect is the increase of the types of admissible local charts.

Definition 1. A subset $\mathbf{M} \subset \mathbb{R}^l$ is called a *2-manifold with simple singularities*, or a *GS 2-manifold*, if for every point $p \in \mathbf{M}$ there is a neighbourhood V_p of p in \mathbf{M} and a C^∞ -diffeomorphism $\Psi : V_p \rightarrow \mathcal{P}$ such that $\Psi(p) = 0$ and \mathcal{P} is one of the following subsets of \mathbb{R}^3 :

- i) $\mathcal{R} = \{(x, y, z) : z = 0\}$, plane;
- ii) $\mathcal{C} = \{(x, y, z) : z^2 - y^2 - x^2 = 0\}$, cone;
- iii) $\mathcal{W} = \{(x, y, z) : zx^2 - y^2 = 0, z \geq 0\}$, Whitney's umbrella⁵;
- iv) $\mathcal{D} = \{(x, y, z) : xy = 0\}$, double crossing;
- v) $\mathcal{T} = \{(x, y, z) : xyz = 0\}$, triple crossing;

The subsets $\mathbf{M}(\mathcal{P}) \subset \mathbf{M}$ of the points of \mathbf{M} which admit local charts of type \mathcal{P} , where $\mathcal{P} = \mathcal{R}, \mathcal{C}, \mathcal{W}, \mathcal{D}$, or \mathcal{T} , provide a decomposition of \mathbf{M} , where the regular part $\mathbf{M}(\mathcal{R})$ of \mathbf{M} is a 2-dimensional manifold, $\mathbf{M}(\mathcal{D})$ is a 1-dimensional manifold, while $\mathbf{M}(\mathcal{C})$, $\mathbf{M}(\mathcal{W})$ and $\mathbf{M}(\mathcal{T})$ are discrete sets. Moreover, the collection $\{\mathbf{M}(\mathcal{P}), \mathcal{P}\}$ is a stratification of \mathbf{M} in the sense of Thom, [8], hence

$$\mathbf{M} = \bigcup_{\mathcal{P}} \mathbf{M}(\mathcal{P}), \text{ where } \mathcal{P} = \mathcal{R}, \mathcal{C}, \mathcal{W}, \mathcal{D}, \mathcal{T}.$$

Definition 2. A vector field \mathbf{X} of class C^r on \mathbb{R}^l is *tangent to a manifold* $\mathbf{M} \subset \mathbb{R}^l$ *with simple singularities* if it is tangent to the smooth submanifolds $\mathbf{M}(\mathcal{P})$, for all $\mathcal{P} = \mathcal{R}, \mathcal{C}, \mathcal{W}, \mathcal{D}, \mathcal{T}$. The space of such vector fields is denoted by $\mathfrak{X}^r(\mathbf{M})$.

A flow X_t associated to a vector field $\mathbf{X} \in \mathfrak{X}^r(\mathbf{M})$ is called a Gutierrez-Sotomayor flow (GS flow, for short) on \mathbf{M} .

Definition 3. Denote by $\Sigma^r(\mathbf{M})$ the set of all vector fields $\mathbf{X} \in \mathfrak{X}^r(\mathbf{M})$ satisfying:

- X has finitely many hyperbolic fixed points and hyperbolic periodic orbits;
- the singular limit cycles of X are simple and X has no saddle connections;
- the α -limit and ω -limit sets of every trajectory of X are fixed points, or a periodic orbits or else a singular cycle.

In this paper we consider GS flows associated to vector fields in $\Sigma^r(\mathbf{M})$ without periodic orbits and singular cycles. The set of such vector fields is denoted by $\Sigma_0^r(\mathbf{M})$.

Definition 4. Let \mathbf{M} be a GS 2-manifold and $\mathbf{X} \in \mathfrak{X}^r(\mathbf{M})$ a vector field on \mathbf{M} . The *set of folds on* \mathbf{M} , denoted by $\mathcal{F}(\mathbf{M})$, is defined as:

$$\mathcal{F}(\mathbf{M}) = \mathbf{M}(\mathcal{D}) \setminus \mathcal{S}_{\mathcal{D}},$$

where $\mathcal{S}_{\mathcal{D}}$ is the set of double crossing points on \mathbf{M} which are singularities (stationary points) of \mathbf{X} .

⁴In this work we follow the terminology given by Gutierrez and Sotomayor by calling these singularities as *simple* and remark that there is a different notion of simple singularities in the classical classification theory of singularities of mappings (see [7]).

⁵The locus of the subset \mathcal{W} is called cross-cap. In this paper, we chose to keep the nomenclature used by Gutierrez and Sotomayor in [6].

A GS flow defined on a fold F has the property that, given any point $x \in F$, the limit sets, $\alpha(x)$ and $\omega(x)$, are either a Whitney, double crossing or a triple crossing singularity.

1.2 Conley Index and Isolating Blocks

Given a flow $X_t : \mathbf{M} \rightarrow \mathbf{M}$ and a subset $S \subset \mathbf{M}$, define the *maximal invariant set* of S , denoted by $\text{Inv}(S)$, as follows:

$$\text{Inv}(S) = \{x \in S \mid X_t(x) \in S, \forall t \in \mathbb{R}\}.$$

A subset $S \subset \mathbf{M}$ is called an *isolated invariant set* with respect to the flow X_t if there exists an *isolating neighborhood* N for S , i.e., a compact set N such that $S = \text{Inv}(N) \subset \text{int}(N)$. An *index pair* for an isolated invariant set S is a pair of compact sets $L \subset N$ such that $\overline{N \setminus L}$ is an isolating neighborhood of S in M , L is positively invariant relative to N and L is the exiting set of the flow in N .

Conley proved that, given an isolated invariant set S , there exists an index pair (N, L) for S . Also, if (N, L) and (N', L') are two index pairs for S , then the pointed spaces $(N/L, [L])$ and $(N'/L', [L'])$ have the same homotopy type. For more details, see [9].

Definition 5. Let (N, L) be an index pair for an isolated invariant set S with respect to a flow $X_t : \mathbf{M} \rightarrow \mathbf{M}$.

- i) The **homotopy Conley index** of S is the homotopy type of the pointed space $(N/L, [L])$.
- ii) The **homology Conley index** $CH_k(S)$ of S is defined as the k -th reduced homology group of $(N/L, [L])$.
- iii) The **numerical Conley index** h_k of S is the rank of the homology Conley index $CH_k(S)$.

In [5], it was computed the homotopy and homology Conley indices for each type of singularities of a GS flow associated to a vector field in $\Sigma_0^r(\mathbf{M})$.

Definition 6. An **isolating block** is an isolating neighborhood N such that its entering and exiting sets, given respectively by

$$N^+ = \{x \in N \mid \phi([0, T], x) \not\subseteq N, \forall T < 0\}$$

$$N^- = \{x \in N \mid \phi([0, T], x) \not\subseteq N, \forall T > 0\},$$

are both closed, with the additional property that the flow is transversal to the boundary of N .

The existence of GS isolating blocks follows directly from the existence of Lyapunov functions for GS flows without periodic orbits and singular cycles, proved in [5]. Recall that if p is a singularity of a GS flow and f is a Lyapunov function with $f(p) = c$, then given $\epsilon > 0$ such that there is no critical value of f in $[c - \epsilon, c + \epsilon]$, the connected component N of $f^{-1}([c - \epsilon, c + \epsilon])$ which contains p is an isolating block for p . In this case, the exiting set is $N^- = N \cap f^{-1}(c - \epsilon)$.

The GS isolating blocks are a very useful tool on the construction of examples of GS flows. In fact, given a list of GS isolating blocks, we can successively glue the connected components of the entering set of a block with homeomorphic connected components of the exiting set of another block, until a closed singular manifold is obtained.

In what follows, we consider some topological information on the connected components of the boundary N^+ and N^- , given by the Lyapunov semi-graphs associated to GS isolating blocks.

1.3 Lyapunov semi-graphs for GS singularities

Given a flow X_t associated to a vector field $\mathbf{X} \in \Sigma_0^r(\mathbf{M})$, there is an **associated Lyapunov function** $f : \mathbf{M} \rightarrow \mathbb{R}$ such that $f(p) \neq f(q)$ if p and q are different singularities of X_t , and for each stratum $\mathbf{M}(\mathcal{P})$ of \mathbf{M} it follows that:

- $f|_{\mathbf{M}(\mathcal{P})}$ is a smooth function, with f continuous in \mathbf{M} ,
- The critical points of $f|_{\mathbf{M}(\mathcal{P})}$ are non degenerate and coincide with the singularities of X_t ,
- $\frac{d}{dt}(f|_{\mathbf{M}(\mathcal{P})}(X_t x)) < 0$, if x is not a singularity of X_t .

Note that the Lyapunov function does not need to be smooth globally, only continuous. The existence of this function is proven in [5].

In this work we make use of Lyapunov graphs and semi-graphs as a combinatorial tool that keeps track of topological and dynamical data of a flow on \mathbf{M} . This information on a GS flow X_t on \mathbf{M} or on an isolating block N is transferred to a Lyapunov graph, respectively, semi-graph associated to X_t and f as follows:

Definition 7. Let f be a Lyapunov function for a GS flow X_t associated to $\mathbf{X} \in \Sigma_0^r(\mathbf{M})$. Two points x and y on \mathbf{M} are **equivalent** if and only if they belong to the same connected component of a level set of f . In this case, denote $x \sim_f y$. The relation \sim_f defines an **equivalence relation** on \mathbf{M} . The quotient space \mathbf{M}/\sim_f is called a **Lyapunov graph of \mathbf{M} associated to X_t and f** . For some isolating block $N \subset \mathbf{M}$, the quotient space N/\sim_f is called a **Lyapunov semi-graph of N associated to X_t and f** . The quotient space satisfies:

- i) each connected component of a level set $f^{-1}(c)$ collapses to a point. Thus, as the value c varies, $f^{-1}(c)/\sim_f$ describes a finite set of **edges**, each of which is labelled with a **weight**, which corresponds to the first Betti number of the respective connected component;
- ii) if c_0 is such that, a connected component of $f^{-1}(c_0)$ contains a singularity of X_t , then this connected component is a **vertex** v in the quotient space labelled with the numerical Conley index of the singularity⁶, $(h_0, h_1, h_2)_P$, together with its type $P = \mathcal{R}, \mathcal{C}, \mathcal{W}, \mathcal{D}$ or \mathcal{T} ;
- iii) the number of positively (resp. negatively) incident edges on the vertex v , i.e., the indegree (resp. outdegree) of v , is denoted by e_v^+ (resp. e_v^-).

Moreover, a Lyapunov graph of \mathbf{M} as well as a Lyapunov semi-graph of N associated to X_t and f is finite, directed and with no oriented cycles. For more details, see [5].

Let X_t be a GS flow associated to a vector field $\mathbf{X} \in \Sigma_0^r(\mathbf{M})$, such that p is a singularity of X_t , and N is an isolating block for p . Then (N, N^-) constitutes an index pair for $inv(N) = \{p\}$. In this case, the next result which is referred to as the *Poincaré-Hopf condition* for GS flows, see [5], follows:

Theorem 1 (Poincaré-Hopf Condition). *Let (N_1, N_0) be an index pair for a singularity p on a GS 2-manifold, M . Let $\mathbf{X} \in \Sigma_0^r(\mathbf{M})$ and (h_0, h_1, h_2) be the numerical Conley indices for p . Then:*

$$(h_2 - h_1 + h_0) - (h_2 - h_1 + h_0)^* = e^+ - \mathcal{B}^+ - e^- + \mathcal{B}^- \quad (1)$$

where $*$ denotes the indices of the reverse flow, e^+ (resp., e^-) is the number of connected components of the entering (resp., exiting) set of N_1 and $\mathcal{B}^+ = \sum_{k=1}^{e_k^+} b_k^+$ (resp., $\mathcal{B}^- = \sum_{k=1}^{e_k^-} b_k^-$), where b_k^+ (resp., b_k^-) is the first Betti number of the k -th connected component of the entering (resp., exiting) set of N_1 .

On the other hand, note that the boundary of N is nonempty, i.e. $\partial N = N^+ \cup N^- \neq \emptyset$. Hence $H_2(N) = 0$. Since N is connected, $\tilde{H}_0(N) = 0$. Consequently, from the long exact sequence

$$0 \longrightarrow CH_2(p) \xrightarrow{\partial_2} H_1(N^-) \xrightarrow{i_1} H_1(N) \xrightarrow{p_1} CH_1(p) \xrightarrow{\partial_1} \tilde{H}_0(N^-) \longrightarrow 0$$

one has

$$\dim(\tilde{H}_0(N^-)) \leq \dim(CH_1(p)) = h_1 \quad (2)$$

Analogously, considering the reverse flow, one has:

$$\dim(\tilde{H}_0(N^+)) \leq \dim(CH_1(p)) = h_1^* \quad (3)$$

From (1), (2) and (3), one can describe how the GS isolating blocks look like in terms of their Lyapunov semi-graphs. More specifically, let v be the vertex on the Lyapunov semi-graph of an isolating block for a GS singularity p , then the positively incident edges in v (e_v^+) and the negatively incident edges in v (e_v^-) satisfy:

$$\dim(\tilde{H}_0(N^-)) = \dim(H_0(N^-)) - 1 = e_v^- - 1 \leq h_1 \quad (4)$$

$$\dim(\tilde{H}_0(N^+)) = \dim(H_0(N^+)) - 1 = e_v^+ - 1 \leq h_1^* \quad (5)$$

Therefore, considering all the possibilities for e_v^- in (4) and for e_v^+ in (5), together with the respective Poincaré-Hopf conditions (1), the necessary conditions on a Lyapunov semi-graph for a GS isolating block were obtained in [5] for each type of GS singularity as well as their nature.

Roughly speaking, we can define the **nature of a singularity** as follows. If a singularity is an attractor (resp. repeller), we say it has attracting (resp. repelling) nature, for short, nature **a** (resp. nature **r**). In the particular case of a singularity

⁶Equivalently, the numerical index will be, at times, substituted by the nature of the singularity

of type \mathcal{D} since it has two attracting (resp. repelling) natures, we say it has nature \mathbf{a}^2 (resp. \mathbf{r}^2). Similarly, in the case of a singularity of type \mathcal{T} , since it has three attracting (resp. repelling) natures, we say it has nature \mathbf{a}^3 (resp. \mathbf{r}^3). A singularity of type \mathcal{R} or \mathcal{C} which is neither of attracting or repelling nature is said to have saddle nature, for short, nature s . A regular saddle on a disk identified along the stable (resp. unstable) manifolds so as to produce a Whitney chart is of nature \mathbf{s}_s (resp. \mathbf{s}_u). Two regular saddles on two disjoint disks identified along their stable (resp. unstable) manifold so as to produce a double crossing chart is of type \mathbf{ss}_s (resp. \mathbf{ss}_u). A regular saddle and an attracting (resp. repelling) singularity on two disjoint disks identified along a stable (resp. unstable) direction so as to produce a double crossing chart is of nature \mathbf{sa} (resp. \mathbf{sr}). Similarly, two regular saddles and an attracting (resp. repelling) singularity on three disjoint disks identified as follows: the two saddle disks identify along their unstable (resp. stable) manifolds and subsequently the attracting (resp., repelling) disk identified along stable (resp. unstable) directions so as to produce a triple crossing chart is of nature \mathbf{ssa} (resp. \mathbf{ssr}). For more details see [5].

In Table 1 these conditions are presented for all GS singularities with natures a , a^2 , a^3 , s , s_s , sa , ss_s and ssa . By reserving the flow, one obtains the conditions on Lyapunov semi-graphs for GS singularities with natures r , r^2 , r^3 , s , s_u , sr , ss_u and ssr , respectively. Also the corresponding Poincaré-Hopf condition is given by exchanging \mathcal{B}^+ by \mathcal{B}^- and vice versa.

Type	Regular			Cone		
Nature	a	s	s	a	s	s
Lyapunov semi-graph						
Poincaré-Hopf condition	$\mathcal{B}^+ = 1$	$\mathcal{B}^+ = \mathcal{B}^-$	$\mathcal{B}^+ = \mathcal{B}^- - 1$	$b_1^+ = b_2^+ = 1$	$\mathcal{B}^+ = \mathcal{B}^-$	$\mathcal{B}^+ = \mathcal{B}^-$
Type	Whitney			Double crossing		
Nature	a	s	s	a	sa	sa
Lyapunov semi-graph						
Poincaré-Hopf condition	$\mathcal{B}^+ = 2$	$\mathcal{B}^+ = \mathcal{B}^- + 1$	$\mathcal{B}^+ = \mathcal{B}^-$	$\mathcal{B}^+ = 3$	$\mathcal{B}^+ = \mathcal{B}^- + 2$	$\mathcal{B}^+ = \mathcal{B}^- + 1$
Type	Double crossing					
Nature	ss_s	ss_s	ss_s	ss_s	ss_s	ss_s
Lyapunov semi-graph						
Poincaré-Hopf condition	$\mathcal{B}^+ = \mathcal{B}^- + 2$	$\mathcal{B}^+ - 3 = \mathcal{B}^-$	$\mathcal{B}^+ = \mathcal{B}^- + 1$	$\mathcal{B}^+ = \mathcal{B}^- + 2$	$\mathcal{B}^+ = \mathcal{B}^-$	$\mathcal{B}^+ = \mathcal{B}^- + 1$
Type	Double crossing			Triple crossing		
Nature	ss_s	ss_s	ss_s	a	ssa	ssa
Lyapunov semi-graph						
Poincaré-Hopf condition	$\mathcal{B}^+ = \mathcal{B}^- - 1$	$\mathcal{B}^+ = \mathcal{B}^-$	$\mathcal{B}^+ = \mathcal{B}^-$	$b_1^+ = 7$	$\mathcal{B}^+ = \mathcal{B}^- + 2$	$\mathcal{B}^+ = \mathcal{B}^- + 1$

Table 1: Lyapunov semi-graphs with the respective Poincaré-Hopf condition

For each semi-graph in Table 1, considering that b_i^\pm is greater or equal to one, we define the respective **Lyapunov semi-graph with minimal weights** to be the one with smallest positive integers satisfying the Poincaré-Hopf condition.

In the next section we will consider the realizability of an abstract Lyapunov semi-graph satisfying the Poincaré-Hopf condition.

2 Construction of GS Isolating Blocks

In [5], the construction of GS isolating blocks was presented in a similar fashion to the construction of compact manifolds via the classical Handle Theory. Roughly speaking, a GS handle of type $\mathcal{R}, \mathcal{C}, \mathcal{W}, \mathcal{D}$ or \mathcal{T} is a subspace of \mathbb{R}^3 homeomorphic to a chart presented in Definition 1 and with a well-defined local GS flow. Given a GS handle $\mathcal{H}_\eta^{\mathcal{P}}$ containing a singularity p of type \mathcal{P} and nature η , we consider the gluing of the attaching region of the handle $\mathcal{H}_\eta^{\mathcal{P}}$ on a *distinguished branched 1-manifold*. See [5] for more details.

Definition 8. A *distinguished branched 1-manifold* is a topological space containing at most 4 connected components each of which has a finite number of **branched charts**, where each branched chart is an intersection of two transverse arcs. This intersection of two transverse arcs is called a **branch point**.

In what follows, a schematic description of the steps in the construction of GS isolating blocks N for a singularity $p \in \mathcal{H}_\eta^{\mathcal{P}}$ is presented.

Steps in the Construction of the Isolating Blocks

1. **Identifying the attaching region A_k**

The attaching region denoted by A_k is given by the unstable part of $\mathcal{H}_\eta^{\mathcal{P}}$, which resembles the attaching sphere in the classical Handle Theory;

2. **Choosing a distinguished branched 1-manifold N^-**

In order to guarantee that the isolating block is connected, the chosen branched 1-manifold, denoted by N^- , must not contain more connected components than A_k ;

3. **Gluing A_k in $N^- \times [0, 1]$**

The gluing of the handle $\mathcal{H}_\eta^{\mathcal{P}}$ on a collar of a distinguished branched 1-manifold, $N^- \times [0, 1]$, given by any embedding $f : A_k \rightarrow N^- \times \{1\}$ with the property that it maps at least one connected component of A_k to each connected component of $N^- \times \{1\}$ produces N ;

4. **Stretching N**

Stretch N in the direction of the time-reversed flow.

Note that in the above construction, the distinguished branched 1-manifold is denoted by N^- precisely because it corresponds to the exiting set of the isolating block N . Also, the reason that the branched 1-manifolds have at most 4 connected components is because the maximum number of connected components admitted by the attaching region of a GS handle is 4, [5].

2.1 Minimal GS Isolating Blocks

Let N be a GS isolating block for $p \in \mathcal{H}_\eta^{\mathcal{P}}$, determined by an embedding $f : A_k \rightarrow N^- \times \{1\}$, where A_k is the unstable part of $\partial\mathcal{H}_\eta^{\mathcal{P}}$ and $N^- \times \{1\}$ is a distinguished branched 1-manifold. Since f is an embedding, it follows that the number of branched charts in $N^- \times \{1\} = N^- \times \{0\} = N^-$ is greater or equal to the number of branched charts in A_k .

Definition 9. Let $p \in \mathcal{H}_\eta^{\mathcal{P}}$ be a GS singularity and N an isolating block for p . N is a **minimal GS isolating block** for p if the exiting set N^- has the same number of branched charts as the unstable part of $\partial\mathcal{H}_\eta^{\mathcal{P}}$.

Theorem 2. A Lyapunov semi-graph L_v with a single vertex v labelled with a GS singularity is associated to a GS flow on a minimal GS isolating block if and only if:

- a) L_v satisfies the Poincaré-Hopf condition with minimal weights;
- b) if v is labelled with a singularity of type \mathcal{D} and nature ss_s (resp. ss_u) such that $e_v^+ = 2$ (resp. $e_v^- = 2$), then $e_v^- \leq 2$ and $b_1^+ = b_2^+$ (resp. $e_v^+ \leq 2$ and $b_1^- = b_2^-$);
- c) if v is labelled with a singularity of type \mathcal{T} and nature ssa (resp. ssr) such that $e_v^- = 2$ (resp. $e_v^+ = 2$), then $b_1^- = b_2^-$ (resp. $b_1^+ = b_2^+$).

Proof. It follows from Theorem 3 and Theorem 4. □

In other words, the boundaries of a minimal GS isolating block are distinguished branched 1-manifolds that have the minimal number of branch points admitted by the singularity. In the case of attracting or repelling singularities, the choice of distinguished branched 1-manifold is unique.

Proposition 1. *Let $p \in \mathcal{H}_a^{\mathcal{P}}$ (resp. $p \in \mathcal{H}_r^{\mathcal{P}}$) be a GS singularity of attracting (resp. repelling) nature of type $\mathcal{R}, \mathcal{C}, \mathcal{W}, \mathcal{D}$ or \mathcal{T} . Then, p admits a unique minimal GS isolating block up to homeomorphism.*

Proof. In the case of an attracting singularity $p \in \mathcal{H}_a^{\mathcal{P}}$ the result is trivial, since $A_k = \emptyset$.

Given $p \in \mathcal{H}_r^{\mathcal{P}}$, an repelling singularity, since $A_k = \partial\mathcal{H}_r^{\mathcal{P}}$, then $N^- = \partial\mathcal{H}_r^{\mathcal{P}}$ is the unique choice for a distinguished branched 1-manifold that permits the gluing to occur via the embedding $f = Id$. Hence, a repelling singularity admits a unique isolating block which is homotopic to the local chart itself, $\mathcal{H}_r^{\mathcal{P}}$.

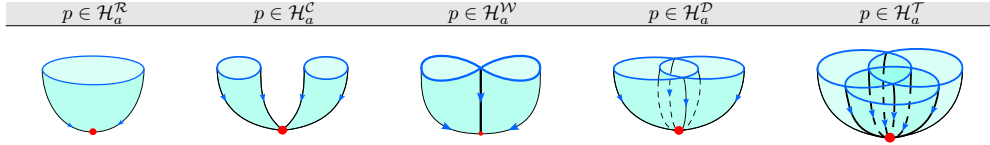


Table 2: GS isolating blocks for attracting singularities

By reversing the flow in Table 2, the minimal GS isolating blocks for repelling singularities are obtained. □

On the other hand, the construction of minimal GS isolating blocks for singularities of different saddle natures, admits different choices of distinguished branched 1-manifolds and consequently different ways of embedding A_k in $N^- \times [0, 1]$. In the next result, the possible embeddings are characterized in terms of the distinguished branched 1-manifolds of resulting isolating blocks.

Theorem 3. *Let $\mathcal{H}_\eta^{\mathcal{P}}$ be a GS handle for a singularity p of type \mathcal{P} and nature n and N a minimal GS isolating block for p . Then all possible distinguished branched 1-manifolds that form the connected components of the entering and exiting sets of N are described in Table 3, in terms of the Lyapunov semi-graph of N . This characterization is up to flow reversal.*

In Table 3, the semi-graphs that have edges labelled with more than one distinguished branched 1-manifold indicate that any combination of choices represents the boundary components of some minimal GS isolating block corresponding to the given semi-graph.

Note that whenever the singularity $p \in \mathcal{H}_\eta^{\mathcal{P}}$ is the ω -limit of all the folds in $\mathcal{H}_\eta^{\mathcal{P}}$, the choice that minimizes the branched charts in N^- are circles. In the case $p \in \mathcal{H}_{ssa}^{\mathcal{T}}$, there are six folds in $\mathcal{H}_{ssa}^{\mathcal{T}}$, but only four of them have p as their ω -limit. Hence, the minimal number of branched charts in N^- is two and thus, there are three possible choices for N^- as shown in Table 3.

In the proof of Theorem 3, the construction of a minimal GS isolating block N is obtained by considering all possibilities of distinguished branched 1-manifolds that are admissible as exiting sets, as well as, the gluing maps of a GS handle. Note that each choice determines a block N with a distinguished branched 1-manifold N^+ as its entering set. Theorem 3 provides a complete classification of (N, N^-, N^+) .

Proof. Let $p \in \mathcal{H}_a^{\mathcal{P}}$ (resp., $p \in \mathcal{H}_r^{\mathcal{P}}$), the unique minimal isolating block was obtained in Proposition 1.

We now analyze GS singularities with different saddle natures and of type $\mathcal{R}, \mathcal{C}, \mathcal{W}, \mathcal{D}$ and \mathcal{T} .

i) $p \in \mathcal{H}_s^{\mathcal{R}}$

This case is well known in classical Handle Theory as the *pair of pants*. The possible choices for N^- are one or two circles. This corresponds to a semi-graph with $e_v^+ + e_v^- = 3$, where v is labelled with $(0, 1, 0)_{\mathcal{R}}$. In the case of a semi-graph with $e_v^+ + e_v^- = 2$, where v is labelled with $(0, 1, 0)_{\mathcal{R}}$, the corresponding isolating block N is obtained by gluing a twisted handle on the circle N^- . The block N is homotopy equivalent to the nonorientable block formed by a Mobius band minus a disc.

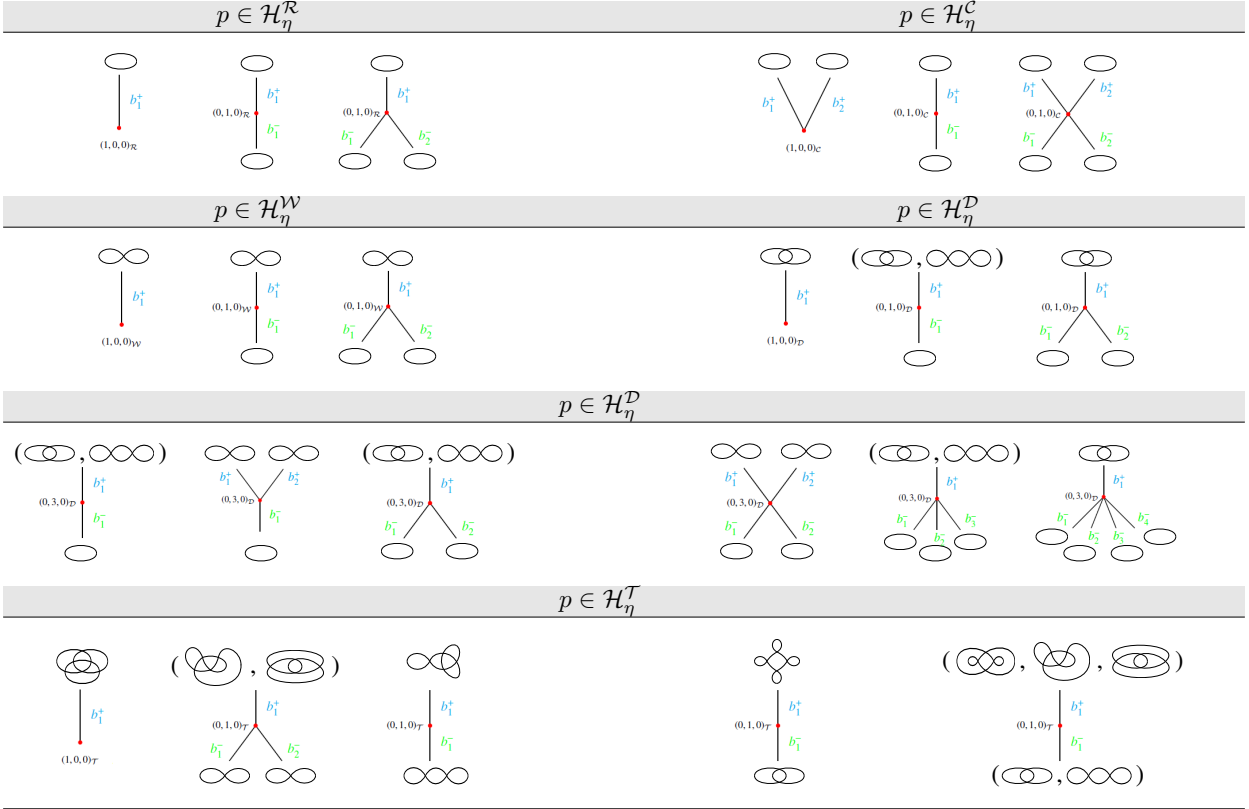


Table 3: Boundary N^- and N^+ of minimal GS isolating blocks according to the associated Lyapunov semi-graph.

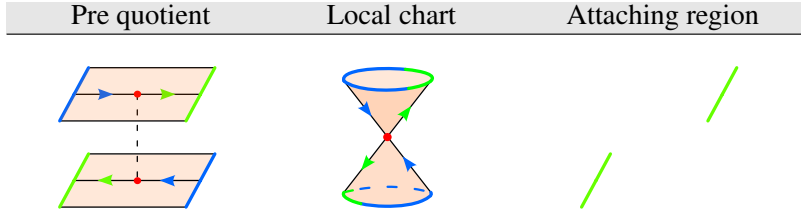


Table 4: Representation of a cone handle $\mathcal{H}_s^{\mathcal{C}}$

ii) $p \in \mathcal{H}_s^{\mathcal{C}}$

A cone handle $\mathcal{H}_s^{\mathcal{C}}$ corresponds to the gluing of two discs, each of which has a tubular flow with a degenerate singularity at its center. Once the two centers are identified, each disc corresponds to the upper and lower sheets of the cone. The attaching region of the handle has two connected components with no branched charts, one on each sheet of the cone, see Table 4. Since there are no branched charts, N^- is either one or two circles. Hence, the two connected components which make up the attaching region can be glued to one circle, see left side of Table 5 or glued to two circles, see right side of Table 5.

iii) $p \in \mathcal{H}_{s_s}^{\mathcal{W}}$

A Whitney handle $\mathcal{H}_{s_s}^{\mathcal{W}}$ corresponds to a regular handle $\mathcal{H}_s^{\mathcal{R}}$ followed by the identification of the two stable orbits, see Table 6. Also in this case, the attaching region has no branched point and hence, N^- is either one or two circles. Thus the two connected components which make up the attaching region can be glued to one circle, see left side of Table 7 or glued to two circles, see right side of Table 7.

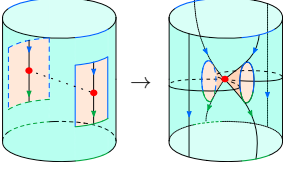
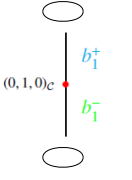
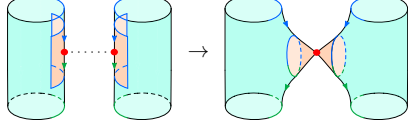
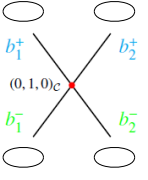
Minimal isolating block	Lyapunov graph	Minimal isolating block	Lyapunov graph
			

Table 5: Minimal isolating blocks for a singularity $p \in \mathcal{H}_s^C$

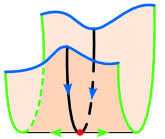
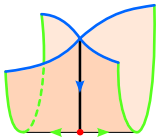
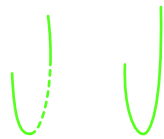
Pre quotient	Local chart	Attaching region
		

Table 6: Representation of a Whitney handle $\mathcal{H}_{s_s}^W$

iv) $p \in \mathcal{H}_\eta^D$

- a) A double handle \mathcal{H}_{sa}^D corresponds to two regular handles \mathcal{H}_s^R and \mathcal{H}_a^R in which two pairs of stable orbits are identified, as shown in Table 8. Consequently, by considering the minimal isolating blocks for the regular saddle and the attractor, and then identifying the respective stable pair of orbits, a minimal isolating block for a singularity of type \mathcal{D} and nature sa is produced. See Table 9 for the case that the isolating blocks are orientable. For the nonorientable case, the schematic construction is shown in Table 10.
- b) Analogously, a double handle $\mathcal{H}_{s_s s_s}^D$ corresponds to two regular handles \mathcal{H}_s^R in which two pairs of stable orbits are identified. The attaching region has four connected components with no branched charts, hence

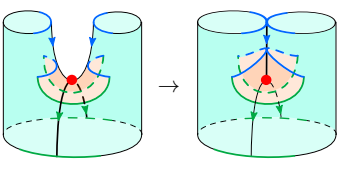
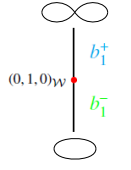
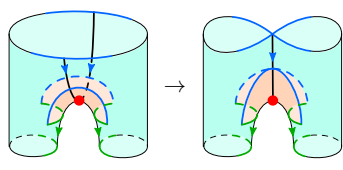
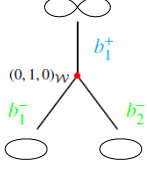
Minimal isolating block	Lyapunov graph	Minimal isolating block	Lyapunov graph
			

Table 7: Minimal isolating blocks for a singularity $p \in \mathcal{H}_{s_s}^W$

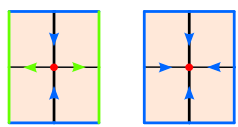
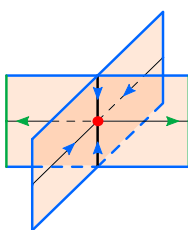

Pre quotient	Local chart	Attaching region
		

Table 8: Representation of a double handle \mathcal{H}_{sa}^D

Minimal isolating block	Lyapunov graph

Table 9: Minimal isolating blocks for a singularity $p \in \mathcal{H}_{sa}^D$

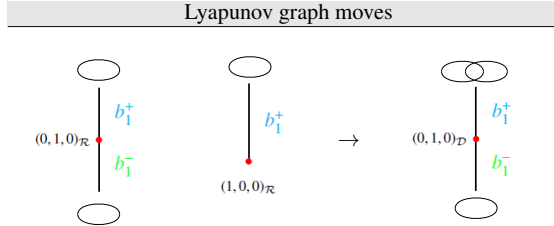


Table 10: Minimal isolating blocks for a singularity $p \in \mathcal{H}_{sa}^D$

N^- is either one, two, three or four circles. In this case, by analyzing the distinct possibilities of gluing the attaching region to the different cases of N^- , the two saddles prior to the identification are either in one minimal isolating block or in two disjoint minimal isolating blocks. The isolating block for the singularity p of nature ss_s is produced by identifying two pairs of stable orbits of the two regular saddles. See Table 12 for the case that the isolating blocks are orientable.

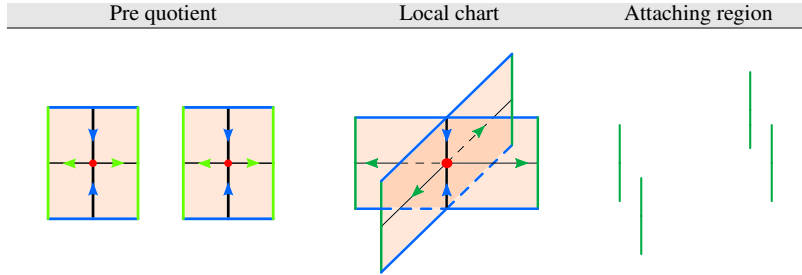


Table 11: Representation of a double handle $\mathcal{H}_{ss_s}^D$

v) $p \in \mathcal{H}_\eta^T$

A handle \mathcal{H}_{ssa}^T corresponds to two regular handles \mathcal{H}_s^R plus one regular handle \mathcal{H}_a^R , in which six pairs of stable orbits are identified. Equivalently, one can consider a double handle \mathcal{H}_{sa}^D plus a regular handle \mathcal{H}_s^R , or a double handle $\mathcal{H}_{ss_u}^D$ plus a regular handle \mathcal{H}_a^R , followed by the identification of four pairs of stable orbits. See Tables 13 and 14.

The attaching region has two connected components each of which has one branched chart, hence N^- has either one connected component with two branched charts, or two connected component with one branched chart each. In the prior case, we have two possibilities: two circles that intersect in two points, or three circles

Minimal isolating block	Lyapunov graph moves

Table 12: Minimal isolating blocks for a singularity $p \in \mathcal{H}_{ssa}^D$

Pre quotient	Local chart	Attaching region

Table 13: Representation of a triple handle \mathcal{H}_{ssa}^T by gluing the handles \mathcal{H}_{sa}^D and \mathcal{H}_s^R

that form a figure eight wedge a circle. In the latter case, N^- is the disjoint union of two figures eight. The isolating block for the singularity p of nature ssa is produced by identifying the corresponding pairs of stable orbits of the saddles \mathcal{H}_{sa}^D and \mathcal{H}_s^R or of the saddle \mathcal{H}_{ssa}^D and the handle \mathcal{H}_a^R . See Tables 15 and 16 for the schematic representation of the resulting blocks by their corresponding Lyapunov semi-graphs.

□

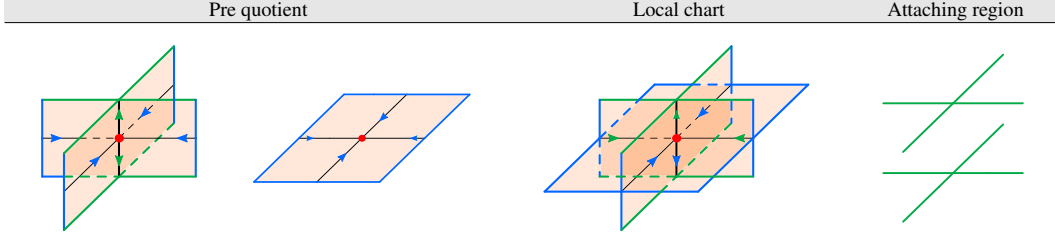


Table 14: Representation of a triple handle \mathcal{H}_{ssa}^T by gluing the handles \mathcal{H}_{ssu}^D and \mathcal{H}_a^R

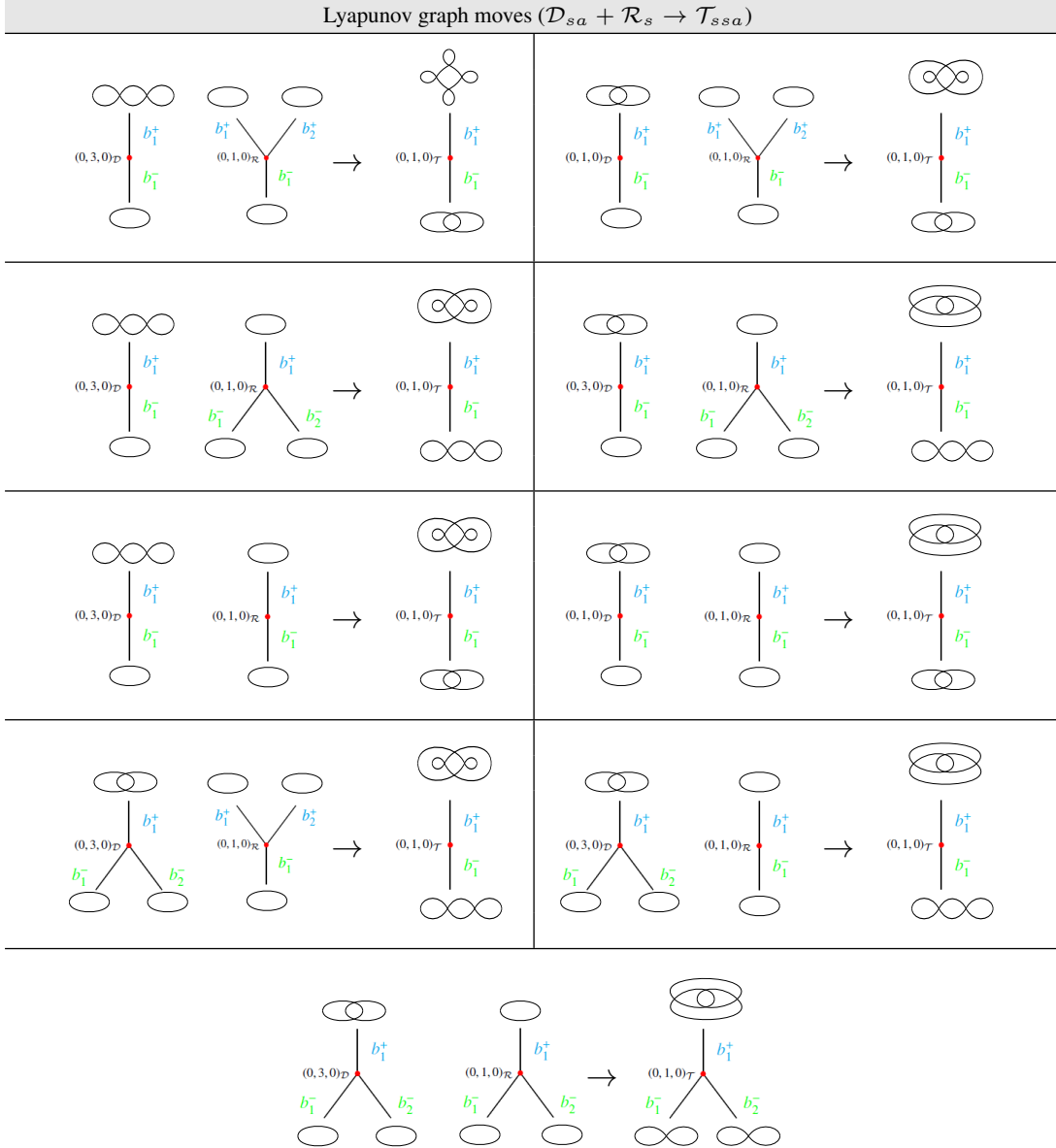
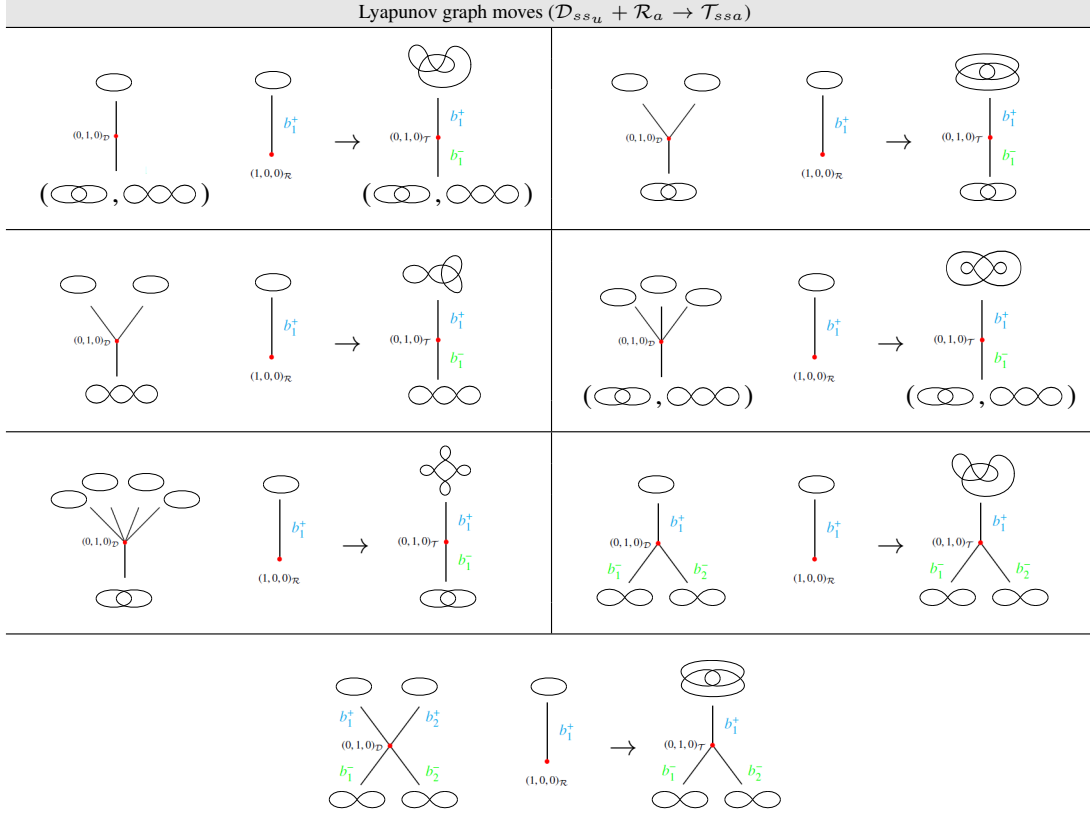


Table 15: Distinguished branched 1-manifold on the boundary of minimal isolating blocks for $p \in \mathcal{H}_{ssa}^T$

The next theorem proves the non-realizability of certain Lyapunov semi-graphs as a minimal GS isolating block. The vertex on these semi-graphs are labelled with the Conley indices of a GS singularity and satisfy the Poincaré-Hopf condition.


Table 16: Distinguished branched 1-manifold on the boundary of minimal isolating blocks for $p \in \mathcal{H}_{ssa}^T$

Theorem 4 (Local non-realizability). *Let X_t be a GS flow associated to a vector field $\mathbf{X} \in \Sigma_0^r(\mathbf{M})$, such that p is a singularity of X_t and N is a minimal isolating block for p . Then there is no Lyapunov semi-graph associated to N such that:*

- a) $e_v^+ = 2, e_v^- = 4, p \in \mathcal{H}_{sss}^D$;
- b) $e_v^+ = 2, e_v^- = 3, p \in \mathcal{H}_{sss}^D$;
- c) $e_v^+ = 2, e_v^- = 1, b_1^- = 1, b_1^+ \neq b_2^+, p \in \mathcal{H}_{sss}^D$;
- d) $e_v^+ = 2, e_v^- = 2, b_1^- = b_2^- = 1, b_1^+ \neq b_2^+, p \in \mathcal{H}_{sss}^D$;
- e) $e_v^+ = 1, e_v^- = 2, b_1^- \neq b_2^-, p \in \mathcal{H}_{ssa}^T$.

Proof. The idea of the proof is to analyze the connected components of N^+ in view of the steps of the construction of GS isolating blocks presented in the beginning of Section 2. This analysis is based on the different possibilities of embeddings of the attaching regions of handles to N^- .

In order to prove (a), recall that a double handle \mathcal{H}_{sss}^D corresponds to two regular handles $H_1 = H_2 = \mathcal{H}_s^R$, where two stable orbits of H_1 are identified, biuniquovocally, to two stable orbits of H_2 as shown in Table 11. Furthermore, the attaching region A_k of the handle \mathcal{H}_{sss}^D is the union of two copies of $S^0 \times D^1$, where D^1 is the one-dimensional disc, i.e. $D^1 \simeq [0, 1]$.

Considering $e_v^- = 4$, it follows that $N^- \times [0, 1]$ has 4 connected components, that is $N^- \times [0, 1] = \cup_{i=1}^4 N_i \times [0, 1]$. It follows from the construction of GS isolating blocks that an embedding $f : A_k \rightarrow N^- \times \{1\}$ maps each disc D_i^1 in A_k to $N_i \times \{1\}$.

The attaching map of H_1 connects it to $N_1 \times \{1\}$ and $N_2 \times \{1\}$. Also the attaching map of H_2 connects it to $N_3 \times \{1\}$ and $N_4 \times \{1\}$. Whether these attaching maps are orientation preserving or not has no effect on the gluing of the handles.

Thus, N^+ is the union of two circles given by the stable part of $N_1 \times \{1\} \cup H_1 \cup N_2 \times \{1\}$ and $N_3 \times \{1\} \cup H_2 \cup N_4 \times \{1\}$, intersecting in two points which correspond to the intersection of H_1 and H_2 in $\mathcal{H}_{ss_s}^D$. Hence, it follows that N^+ is connected, i.e., $e_v^+ = 1$. See Figure 1.

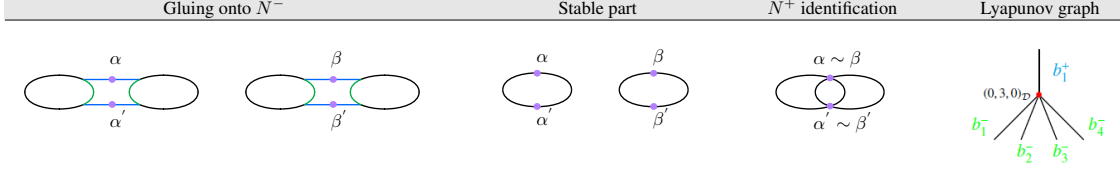


Figure 1: Boundary N^- and N^+ of an isolating block for $p \in \mathcal{H}_{ss_s}^D$ with $e_v^- = 4$

Therefore, no minimal GS isolating block for $p \in \mathcal{H}_{ss_s}^D$ admits a Lyapunov semi-graph with $e_v^+ = 2$, $e_v^- = 4$.

The proof of items b), c), d) and e) is similar. \square

In Theorem 1, the set of Lyapunov semi-graphs with a single vertex which satisfies the Poincaré-Hopf condition for Conley indices that correspond to the Conley indices of GS singularities, were presented. Now, by Theorem 3 together with Theorem 4, we have realized all possible Lyapunov semi-graphs with minimal weight for GS singularities as minimal GS isolating blocks.

This classification implies the following corollary.

Corollary 1. *There are, up to homeomorphism and flow reversal, 33 minimal GS isolating blocks.*

Proof. Theorem 4 implies that the collection of Lyapunov semi-graphs of Theorem 3 (Figure 3) contains all semi-graphs that are realizable as minimal GS isolating blocks. On the other hand, Theorem 3 implies that, up to homeomorphisms and flow reversal, the total number of minimal GS isolating blocks for singularities of types $\mathcal{R}, \mathcal{C}, \mathcal{W}, \mathcal{D}$ and \mathcal{T} are, respectively, 3, 3, 3, 13 and 11, totaling 33 blocks. \square

In the next section, the collection of Lyapunov semi-graphs with a single vertex labelled with the Conley indices of a GS singularity and which satisfies the Poincaré-Hopf condition for GS flows will be analyzed by removing the minimality weight condition on the edges. In other words, arbitrary weights on the edges will be allowed as long as the Poincaré-Hopf condition is satisfied.

2.2 GS Isolating Blocks with passageway

Let X_t be a GS flow associated to a vector field $\mathbf{X} \in \Sigma_0^r(\mathbf{M})$ such that p is a singularity of X_t and N is an isolating block for p . Note that each branched chart on the entering boundary of N^+ (resp., exiting boundary N^-) represents a fold within the isolating block. In terms of the Lyapunov semi-graph, $b_i^+ - 1$ (resp., $b_i^- - 1$) equals the number of folds that enter (resp. exit) through the corresponding connected component of the block.

Note that in the case of a minimal GS isolating block N , the total number F of folds that enter and exit N is:

$$F = \begin{cases} 0, & \text{if } p \in \mathbf{M}(\mathcal{R}) \cup \mathbf{M}(\mathcal{C}) \\ 1, & \text{if } p \in \mathbf{M}(\mathcal{W}) \\ 2, & \text{if } p \in \mathbf{M}(\mathcal{D}) \\ 6, & \text{if } p \in \mathbf{M}(\mathcal{T}) \end{cases}$$

Furthermore, the ω -limit (resp. α -limit) of all folds that enter (resp., exit) through N^+ (resp. N^-) is the singularity $p \in N$.

Definition 10. *Let N be a GS isolating block for a singularity p of a vector field $\mathbf{X} \in \Sigma_0^r(\mathbf{M})$. N is a GS isolating block with **passageways** if there exists at least one fold in N for which p is neither the α -limit nor ω -limit.*

As a direct consequence of the definition, the next result follows.

Corollary 2. *Let p be a singularity of a vector field $\mathbf{X} \in \Sigma_0^r(\mathbf{M})$, of attracting (resp. repelling) nature of type $\mathcal{R}, \mathcal{C}, \mathcal{W}, \mathcal{D}$ or \mathcal{T} . Then p does not admit a GS isolating block with passageways.*

Proof. Note that if p is of attracting (resp. repelling) nature and N is an isolating block for p , then p is ω -limit (resp. α -limit) of all orbits in N . \square

Corollary 3. *Given N a minimal GS isolating block for $p \in \mathcal{H}_\eta^P$, let $\Gamma = \{(\gamma_1, \gamma_2), (\gamma_3, \gamma_4), \dots, (\gamma_{2k-1}, \gamma_{2k})\}$ be a collection of pairs of orbits in the regular part of N , with $\gamma_i \neq \gamma_j$ if $i \neq j$, and such that p is not the α -limit nor the ω -limit of any γ_i in Γ . Then the quotient space N/\sim obtained by identifying each pair of orbits $\gamma_{2i-1} \sim \gamma_{2i}$, for $i = 1, \dots, k$, is an isolating block for $p \in \mathcal{H}_\eta^P$ with k passageways.*

Proof. Since N is an isolating block for $p \in \mathcal{H}_\eta^P$, it follows that N/\sim is also an isolating block for p , which has a total of k folds given by the identification of the pairs of orbits $\gamma_{2i-1} \sim \gamma_{2i}$, for $i = 1, \dots, k$. Given that p is not the α -limit nor the ω -limit of any γ_i in Γ , it follows that p is not the α -limit nor the ω -limit of any of the k folds in N/\sim . \square

Example 1. *In Table 17, there are three example of GS isolating blocks with passageways, constructed from a minimal GS isolating block for a cone type singularity with saddle nature. The pairs of orbits identified in order to obtain each one of the three blocks are, respectively, given by $\Gamma_1 = \{(\gamma_5, \gamma_6)\}$, $\Gamma_2 = \{(\gamma_1, \gamma_3), (\gamma_2, \gamma_4), (\gamma_5, \gamma_6)\}$, and $\Gamma_3 = \{(\gamma_3, \gamma_6)\}$.*

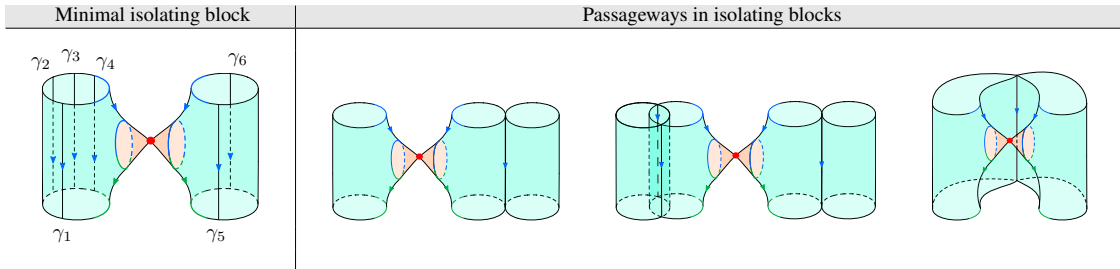


Table 17: Examples of GS isolating blocks with passageways for $p \in \mathcal{H}_s^C$

Corollary 3 provides a procedure to construct GS isolating blocks with passageways from a minimal GS isolating block. On the other hand, the next lemma shows that any GS isolating block with passageways can be obtained by this method.

Lemma 1. *Let N be a GS isolating block with k passageways for $p \in \mathcal{H}_\eta^P$. Then there exists a minimal GS isolating block N_0 for $p \in \mathcal{H}_\eta^P$, and a collection $\Gamma = \{(\gamma_1, \gamma_2), (\gamma_3, \gamma_4), \dots, (\gamma_{2k-1}, \gamma_{2k})\}$ of pairs of regular orbits in N_0 , with the properties that $\gamma_i \neq \gamma_j$ if $i \neq j$, and p is neither the α -limit nor the ω -limit of any γ_i in Γ , such that the quotient space N_0/\sim , obtained by the identification of each pair of orbits $\gamma_{2i-1} \sim \gamma_{2i}$, for $i = 1, \dots, k$, is homeomorphic to N .*

Proof. Given a GS isolating block N with k passageways for $p \in \mathcal{H}_\eta^P$, denote by F_1, \dots, F_k the k folds in N for which p is neither the α -limit nor the ω -limit. A minimal GS isolating block N_0 for $p \in \mathcal{H}_\eta^P$ is constructed as follows. For each $i = 1, \dots, k$:

- i) Consider $N - U_i$ where U_i is an ϵ -neighborhood of F_i in N . Then $\overline{\partial(N - U_i) - (\partial N \cap (N - U_i))}$ is the union of four disjoint discs $D_{i1}^1, D_{i2}^1, D_{i3}^1$ and D_{i4}^1 .
- ii) Identify the pair of discs in $N - U_i$, say $\gamma_{2i-1} = D_{i1}^1 \sim D_{i3}^1$ and $\gamma_{2i} = D_{i2}^1 \sim D_{i4}^1$, so that the resulting block has the same number of connected components as N .

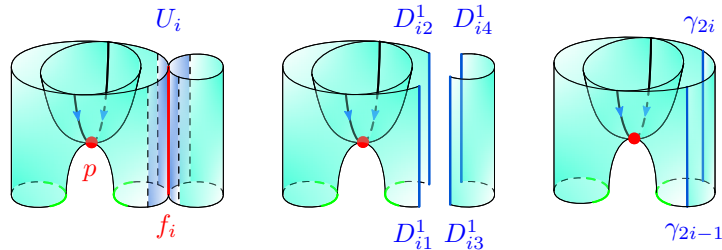


Figure 2: Unzipping passageways

Since we have removed all the folds F_1, \dots, F_k in this process, the resulting block N_0 is a minimal GS isolating block for $p \in \mathcal{H}_\eta^P$.

Finally, note that $\Gamma = \{(\gamma_1, \gamma_2), (\gamma_3, \gamma_4), \dots, (\gamma_{2k-1}, \gamma_{2k})\}$ is a collection of pairs of regular orbits in N_0 , such that p is neither the α -limit nor the ω -limit of any γ_i in Γ . Hence, the identifications $\gamma_{2i-1} \sim \gamma_{2i}$, for $i = 1, \dots, k$, imply that N_0 / \sim is homeomorphic to N . \square

One can ask whether an abstract Lyapunov semi-graph with a single vertex v labelled with the numerical Conley indices of a GS singularity and arbitrary weights satisfying the Poincaré-Hopf condition is realizable or not as a GS flow on an isolating block.

The following Theorem presents necessary and sufficient conditions for a positive answer to this question. So the following theorem generalizes Theorem 2.

Theorem 5 (Local realization characterization). *A Lyapunov semi-graph L_v with a single vertex v labelled with a GS singularity is associated to a GS flow on a GS isolating block N if and only if:*

- i) *the Poincaré-Hopf condition is satisfied;*
- ii) *if v is labelled with a singularity of type \mathcal{C} and nature s , with $e_v^- = e_v^+ = 2$, then b_1^+ is equal to either b_1^- or b_2^- ;*
- iii) *if v is labelled with a singularity of type \mathcal{D} and nature ss_s (resp. ss_u), with $e_v^+ = 2$, (resp., $e_v^- = 2$) then $e_v^- \leq 2$ (resp., $e_v^+ \leq 2$). Moreover, if L is minimal then $b_1^+ = b_2^+$ (resp., $b_1^- = b_2^-$).*
- iv) *If v is labelled with a singularity of type \mathcal{T} with $e_v^- = 2$ (resp., $e_v^+ = 2$) and L is minimal then $b_1^- = b_2^-$ (resp., $b_1^+ = b_2^+$).*

Proof. (\Rightarrow) First, suppose L is associated to a GS flow on a GS isolating block N . Then, we have that:

- i) (N, N^-) is an index pair for the singularity p in N . And it follows from Theorem 1 that L satisfies the Poincaré-Hopf condition.
- ii) If L is minimal, the condition is trivially satisfied, since $b_1^+ = b_1^- = b_2^- = 1$. In this case, N is a minimal GS isolating block given by two cylinders intersecting in a single point which is the cone singularity, as shown in Table 5.

If L is not minimal, then N is a GS isolating block with passageways. Thus, Lemma 1 states that N is obtained from the identification of pairs of orbits in a minimal GS isolating block N_0 , such that these orbits do not intersect the singular part of N_0 . So, each pair of orbits must enter and exit N_0 through the same cylinder, that is, the number of folds that enter and the number of folds that exit each cylinder of N_0 must be the same. Hence the number $b_1^+ - 1$ must be equal to $b_1^- - 1$ or $b_2^- - 1$. Therefore, b_1^+ is equal to b_1^- or b_2^- .

- iii) Suppose v is labelled with a singularity of type \mathcal{D} and nature ss_s , with $e_v^+ = 2$. In addition, if N is minimal, Theorem 4 asserts that the exiting set of N has at most two connected components, that is, $e_v^- \leq 2$. On the other hand, if N is not minimal, Lemma 1 implies that N can be obtained via the identification of pairs of orbits on a minimal isolating block N_0 . Since these identifications may lower the number of connected components of N_0 , it follows that the exiting set of N also has at most two connected components, i.e, we also have $e_v^- \leq 2$ in this case. Similarly, we prove the condition for a singularity of type \mathcal{D} and nature ss_u .
- iv) This is a direct consequence of item e) of Theorem 4.

(\Leftarrow) Now, suppose L satisfies conditions i) through iv). If L is minimal, then L can be realized with the distinguished branched 1-manifolds of Table 3, as shown in Theorem 3. On the other hand, if L is not minimal, consider the minimal semi-graph ℓ with the same labellings, indegree and outdegree as L . As before, we can realize ℓ by a minimal GS isolating block N_0 . Then, we can identify a pair of orbits that enter and exit N_0 through the same connected components of the boundary of N_0 . This identification increases the weights of the respective boundary components of N_0 by one, while preserving the number of connected components of N_0^+ and N_0^- . Hence, such identification of orbits of N_0 results in a GS isolating block N_1 which realizes a semi-graph with same labellings, indegree and outdegree as ℓ . Therefore, after performing a finite number k of identifications so that the weights on each boundary component of the resulting block N_k are equal to the weights b_i^\pm of L , we have that N_k is a realization of L , proving that L is associated to a GS flow on a GS isolating block.

□

This concludes the characterization of all Lyapunov semi-graphs labelled with numerical Conley indices of GS singularities and satisfying the Poincaré-Hopf condition. We will denote these semi-graphs as **GS semi-graphs**.

Definition 11. *In the case that the weights on the edges of a GS semi-graph are the smallest satisfying Poincaré-Hopf it will be called a **minimal GS semi-graph**. Hence, we say that a Lyapunov graph L is a **GS graph** (resp., **minimal GS graph**) if for all vertices v of L the semi-graph formed by v and its incident edges is a GS semi-graph (resp., **minimal GS semi-graph**).*

In the next section, we investigate under what conditions a GS graph is realizable as a GS flow on a closed 2-dimensional singular manifold.

3 Realization of abstract GS graphs as singular flows

In this section we consider the realization of GS graphs as singular flows.

Definition 12. *We say that a GS graph L is **realizable** if there exists a triple (\mathbf{M}, X_t, f) , where \mathbf{M} is a closed GS 2-manifold, X_t is a flow associated to a vector field $\mathbf{X} \in \Sigma_0^r(\mathbf{M})$ and $f : \mathbf{M} \rightarrow \mathbb{R}$ is a Lyapunov function associated to X_t , such that L is the Lyapunov graph of (\mathbf{M}, X_t, f) . In this case, we say that the flow X_t defined on \mathbf{M} is a **realization** of L .*

Let L be a GS graph. We would like to investigate whether L is realizable. So far, we have shown that for each vertex v of L , the GS semi-graph formed by v and its incident edges admits at least one realization for the singularity associated to v as a minimal isolating block or as an isolating block with passageways. The question now is to determine if these isolating blocks can be glued to each other as indicated by L .

In order to glue the exiting boundary of an isolating block onto the entering boundary of another isolating block, the distinguished branched 1-manifolds which make up these two boundary components must be homeomorphic.

Usually, in a realization, one isolating block B needs to be glued to at least two other blocks, A and C , so that the exiting boundary of A must be homeomorphic to the entering boundary of B , and at the same time, the exiting boundary of B must be homeomorphic to the entering boundary of C .

Notice that the exiting boundary of A and the entering boundary of C are independent from one another. However, the distinguished branched 1-manifold on the entering boundary of B restricts the possible distinguished branched 1-manifolds on the exiting boundary of B and vice versa. So it might happen that we are able to glue A and B , or B and C , but not all three of them simultaneously.

In other words, a realization of a GS graph L is reduced to the problem of assigning distinguished branched 1-manifolds to the edges of L in such a way that the semi-graph of each vertex v of L is realizable as a GS isolating block with precisely this choice of distinguished branched 1-manifolds as boundary components.

Most of the results in this section, with the exception of Theorem 6, will consider GS flows without triple crossing singularities. The reason being the complexity of the distinguished branched 1-manifolds that make up the boundary components of the corresponding isolating blocks and the fact that this choice has a trickle down effect on boundary components of isolating blocks of other singularities.

3.1 Realization of GS graphs with weight or degree restrictions

The following theorem will impose the minimality restriction on the weights of a GS graph. This makes it possible to have a better control on the choices of the distinguished branched 1-manifolds that make up the boundary of the isolating blocks.

Theorem 6 (Minimal case). *Let L be a minimal GS graph containing singularities of type $\mathcal{R}, \mathcal{C}, \mathcal{W}, \mathcal{D}$ and \mathcal{T} . L admits a realization.*

Proof. Since L is minimal, the possible weights on the edges of L are 1, 2, 3, 5 or 7. For each edge, consider the assignment of distinguished branched 1-manifolds given in Table 18.

This choice relies on the collection of minimal GS isolating blocks in Theorem 3 (see Table 3). Note that there is a unique choice of distinguished branched 1-manifolds for weights equal to 1, 2 and 7. In the case of weight 3 there are two possibilities. However, the chosen one is common to all GS semi-graphs with weight 3 and hence, it is always






w = weight	w = 1	w = 2	w = 3	w = 5	w = 7
N^-					

Table 18: Distinguished branched 1-manifolds with weight w

realizable. In the case of weight 5, there are two possible choices of distinguished branched 1-manifolds common to all GS semi-graphs, anyone of which can be chosen. \square

Example 2. In Figure 3, a minimal GS graph is realized as a singular flow on a GS 2-manifold, as asserted in Theorem 6.

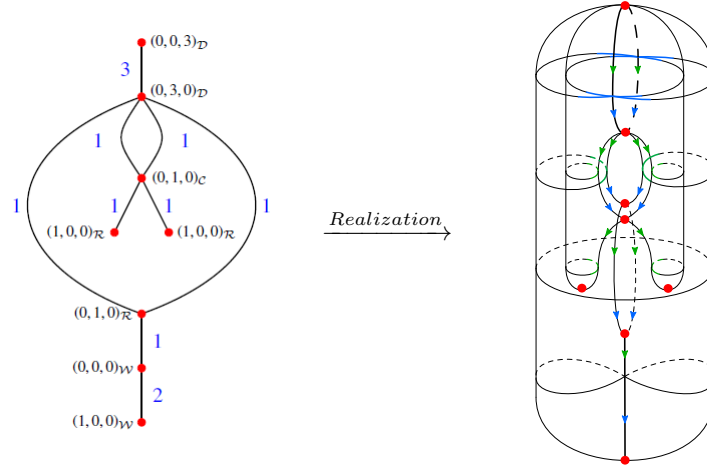


Figure 3: Realization of a minimal GS graph as a GS flow

Remark: The only example of a minimal GS graph with a vertex labelled with a singularity of type \mathcal{T} and of attracting or repelling nature is the repeller-attractor pair. In other words, a flow made up of two singularities of type \mathcal{T} , one attractor and one repeller.

The next theorem will impose a degree restriction on a GS graph. It turns out that GS graphs with no bifurcation vertices are always realizable.

Theorem 7 (Linear Graph). Let L be a GS graph containing singularities of type $\mathcal{R}, \mathcal{C}, \mathcal{W}$ and \mathcal{D} such that every vertex v of L has degree less than or equal to 2. Then L is realizable.

Proof. Given an edge of L with weight w , the realization of L can be achieved by choosing distinguished branched 1-manifolds according to Table 19.





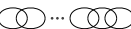
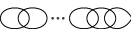
w = weight	w = 1	w = 2	w = 3	w = 4	...	w = 2k - 1	w = 2k
N^-							

Table 19: Distinguished branched 1-manifolds with weight w

Let N^+ be a distinguished branched 1-manifold which is the entering boundary of a minimal GS isolating block N . Consider the sequence of identifications of a pair of points in Figure 4, where these pair of points in N^+ are on orbits in N whose ω -limit does not belong to N .

Each identification produces a branch point. After performing k identifications, the GS isolating block will have k passageways. It is easy to verify that the exiting boundaries of any isolating block arising in this way will have as boundary components the distinguished branched 1-manifolds in Table 19.

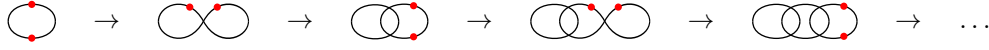


Figure 4: Identification sequence

Each GS semi-graph L_v , with one vertex $v \in L$ can be realized by the above procedure starting from the corresponding minimal GS semi-graph. This corresponding minimal GS semi-graph has the same indegree, outdegree and labelling as the semi-graph L_v .

Since any given boundary with weight n has a unique distinguished branched 1-manifold that is realized on the boundary of isolating blocks, it is trivial to glue one block to the other. Hence, L is realizable. □

Example 3. In Figure 5, a GS graph (on the left) satisfying Theorem 7 is realized as a GS flow (on the right).

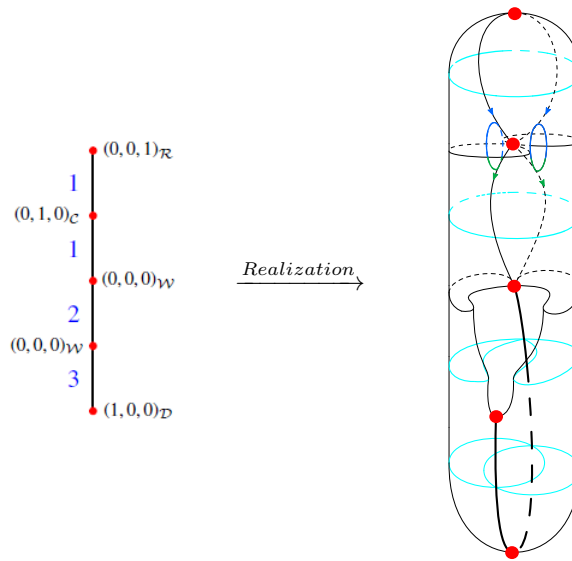


Figure 5: Realization of a GS graph as a GS flow

It is interesting to note that bifurcation vertices with incident edges that are not labelled with minimal weights, introduce complex combinatorial questions on the choice of the distinguished branched 1-manifolds that are boundary components of isolating blocks. The following example illustrates this fact.

Example 4 (Non-realizable). In Figure 6, the GS graph L contains a bifurcation vertex labelled with a singularity of type W whose weights are not minimal. Note that all semi-graphs containing a unique vertex of L admit only one realization as a GS isolating block. However, the distinguished branched 1-manifolds of weight 3 that make up the exiting and entering boundaries of the first two blocks can not be glued to each other. Hence, the graph is non realizable.




Figure 6: A GS graph that is non realizable as a GS flow

The next theorem is an attempt to deal with the problem presented in Example 4. It will blend in the results in Theorems 6 and 7 by imposing minimal weights only on incident edges of bifurcation vertices.

Theorem 8. *Let L be a GS graph containing singularities of types $\mathcal{R}, \mathcal{C}, \mathcal{W}$ and \mathcal{D} . Suppose that all incident edges of vertices v of L with degree greater than or equal to 3 has minimal weights. Then L is realizable.*

Proof. The proof is a direct consequence of Theorems 6 and 7.

Let L_v be a GS semi-graph consisting of a single vertex $v \in L$ and its incident edges. Consider the decomposition of L given as follows:

$$L = \left(\bigcup_{deg(v) < 3} L_v \right) \cup \left(\bigcup_{deg(v) \geq 3} L_v \right)$$

We have that each connected component of $\bigcup_{deg(v) < 3} L_v$ is realizable by Theorem 7 with the choice of distinguished branched 1-manifolds presented in Table 20. And each connected component of $\bigcup_{deg(v) \geq 3} L_v$ is realizable by a minimal GS isolating block.

Notice that the intersection

$$\left(\bigcup_{deg(v) < 3} L_v \right) \cap \left(\bigcup_{deg(v) \geq 3} L_v \right)$$

is made up of edges with weights 1, 2 and 3. Since the choice of distinguished branched 1-manifolds match for all these weights, the realizations of the connected components of these two unions of L_v 's can all be glued together. Hence, L is realizable. □

3.2 Realization of GS graphs in the presence of bifurcation vertices

As we have seen in the last section, bifurcation vertices can constitute obstructions in the realizability of a GS graph. The simultaneous presence of bifurcation vertices in GS graphs labelled with Whitney and double crossing singularities may in some cases not be realizable. See Example 4.

For this reason our next theorem will restrict the labelings of the vertices on a GS graph to singularities of type \mathcal{R}, \mathcal{C} and \mathcal{W} , excluding singularities of type \mathcal{D} .

Theorem 9 (RCW-Case). *All GS graphs labelled only with singularities of type \mathcal{R}, \mathcal{C} and \mathcal{W} are realizable.*

Proof. Consider the choice of distinguished branched 1-manifolds for the edges of L labelled with weights w given in Table 20.






$w = \text{weight}$	$w = 1$	$w = 2$	$w = 3$	$w = 4$...	$w = n$
N^-						

Table 20: Distinguished branched 1-manifolds with weight w

Each GS semi-graph L_v formed by a single vertex $v \in L$ and its incident edges can be realized from the realization of the corresponding minimal GS semi-graph ℓ_v . Indeed, starting from a minimal GS isolating block N_0 with boundary components in Table 20 which realizes ℓ_v , one may perform a sequence of identifications of pairs of points in N^+ , as shown in Figure 7, where these pairs of points are orbits in N whose ω -limit sets do not belong to N .



Figure 7: Identification sequence

These identifications must be performed until the weights on the boundaries of the block match the weights on the edges of L_v .

Notice that the topological effect of each identification on the boundary N^+ is to produce a branch point that determines a fold along which a cylinder is glued to the block. We remark that, for a vertex of degree 2, the relative position of these cylinders with respect to the minimal GS block may produce topologically non-equivalent realizations of the same semi-graph.

Lastly, the realizations of all GS semi-graphs L_v can be glued together due to the fact that all boundaries of weight w have the same distinguished branched 1-manifold. □

Example 5. In Figure 8, we present two topologically non equivalent realizations of a GS graph satisfying Theorem 9.

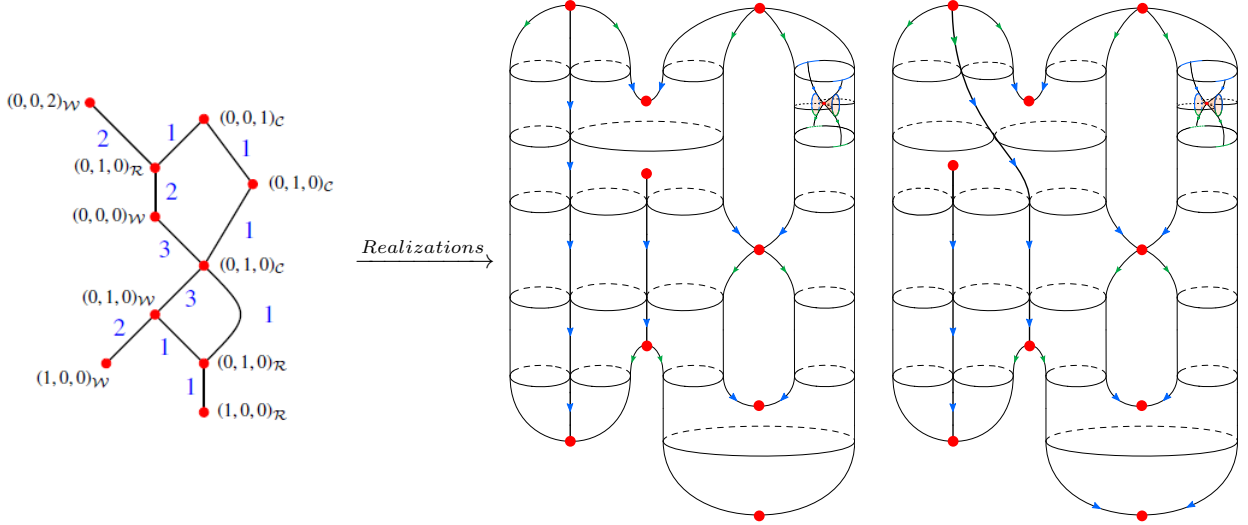


Figure 8: Realizations of a GS graph as a GS flow

Although Theorem 9 was obtained by excluding the presence of vertices labelled with singularities of type \mathcal{D} , if we pay closer attention to the family of distinguished branched 1-manifolds in Table 20, we notice that it is actually possible to realize almost every GS semi-graph with a single vertex labelled with a singularity of type \mathcal{D} having this family of distinguished branched 1-manifolds as boundary components, the exceptions being the GS semi-graph of degree 1 labelled with natures a or r , the GS semi-graph of degree 3 labelled with natures sa or sr , and the GS semi-graph of degree 5 labelled with natures ss_s or ss_u , as states the next Lemma.

Lemma 2. Let L_v be a GS semi-graph with a single vertex v and its incident edges. Then, L_v can be realized by the family of distinguished branched 1-manifolds in Table 20 if and only if L_v satisfies:

- i) v is labelled with a singularity of type $\mathcal{R}, \mathcal{C}, \mathcal{W}$ or \mathcal{D} ;
- ii) if v has degree 1, then its incident edge has weight equal to 1 or 2;
- iii) if v is labelled with a singularity of type \mathcal{D} and nature sa or sr , then v has degree 2;
- iv) v has degree less or equal to 4;
- v) if v is labelled with a singularity of type \mathcal{D} and nature ss_s (resp. ss_u), with $e_v^+ = 1, e_v^- = 2$ (resp. $e_v^+ = 2, e_v^- = 1$), then $\{b_1^-, b_2^-\}$ (resp. $\{b_1^+, b_2^+\}$) is equal to $\{1, \mathcal{B}^+ - 2\}$ (resp. $\{1, \mathcal{B}^- - 2\}$);
- vi) if $e_v^- = 3$ (resp. $e_v^+ = 3$), then $\{b_1^-, b_2^-, b_3^-\}$ (resp. $\{b_1^+, b_2^+, b_3^+\}$) is equal to $\{1, 1, \mathcal{B}^- - 2\}$;

Proof. The proof relies heavily on the characterization of possible distinguished branched 1-manifolds that make up the boundary components of minimal GS isolating blocks given in Theorem 3.

(\Rightarrow) First, suppose L_v can be realized as a GS flow on a GS isolating block, which has as boundary components a distinguished branched 1-manifolds of Table 20. Now we verify that L_v satisfies conditions i) through vi):

- i) Theorem 3 states that there is no minimal GS isolating block for a singularity of type \mathcal{T} with the choice of distinguished branched 1-manifolds in Table 20 as boundary components. Therefore, there cannot be GS isolating blocks with passageways for singularities of type \mathcal{T} with this choice either. Hence, v must be labelled with a singularity of type $\mathcal{R}, \mathcal{C}, \mathcal{W}$ or \mathcal{D} ;
- ii) If v has degree 1, then the possible labels on v are either attracting or repelling singularities of type \mathcal{R}, \mathcal{W} or \mathcal{D} . However, it follows from Theorem 3 that a realization of a GS isolating block for an attracting or repelling singularity of type \mathcal{D} cannot be achieved with the distinguished branched 1-manifold of weight 3 pictured in Table 20. Thus, v is either labelled with an attracting or repelling singularity of type \mathcal{R} or \mathcal{W} , which implies weight 1 or 2 on its incident edge, respectively;
- iii) The possible degrees of a vertex v labelled with a singularity of type \mathcal{D} and nature sa or sr are 2 or 3. However, according to Theorem 3, only the cases where v has degree 2 admit realizations matching the choice of distinguished branched 1-manifolds in Table 20;
- iv) If we suppose by contradiction that the degree of v is greater than 4, then v must have degree 5, which implies that v is labelled with a singularity of type \mathcal{D} and nature ss_s or ss_u . Either way, Theorem 3 implies that such L_v do not admit a realization matching the distinguished branched 1-manifolds of Table 20. This follows since the distinguished branched 1-manifold of weight 3 on Table 20 cannot be chosen as the boundary of a minimal GS isolating block for such singularities. Furthermore, adding passageways to their minimal isolating blocks produce boundaries that also do not belong to Table 20. This contradicts our initial hypothesis that L_v admits a realization with boundary components within Table 20. Hence, v must have degree less or equal to 4;
- v) The realization of L_v , in the case that v is labelled with a singularity of type \mathcal{D} and nature ss_s , with minimal weights on its incident edges, is given in Table 12. We recall that turning the block upside down gives a minimal GS isolating block for nature ss_u . The minimal GS isolating block shows that, even though $e_v^- = 2$ (resp. $e_v^+ = 2$), in order to create a GS isolating block with passageways and boundaries matching Table 20, the folds must exit the block through only one of the exiting (resp. entering) boundaries. Thus the weights $\{b_1^-, b_2^-\}$ (resp. $\{b_1^+, b_2^+\}$) must be equal to $\{1, B^+ - 2\}$ (resp. $\{1, B^- - 2\}$);
- vi) Analogous to item v);

(\Leftarrow) Suppose L_v satisfies conditions i) through vi) and denote by ℓ_v the minimal GS semi-graph associated to L_v , that is, it has the same labelling, indegree and outdegree, but with minimal weights on its incident edges satisfying the Poincaré-Hopf condition. Then, by Theorem 3, ℓ_v admits a realization as a GS flow on a minimal GS isolating block N with boundary components given by the distinguished branched 1-manifolds in Table 20. One can identify orbits of N as in Figure 7, such that the topological effect of each identification produces a branch point that determines a fold along which a cylinder is glued to the block. One can perform a finite number of such identifications until the weights on the boundaries of N become equal to the respective weights on the edges of L_v . Moreover, the distinguished branched 1-manifold produced by each of these identifications belong to Table 20, thus completing the proof. \square

It turns out that attractors, repellers and other singularities of type \mathcal{D} that do not satisfy Lemma 2 may obstruct the realization of a GS graph, even in the case where all folds have singularities of type \mathcal{D} as their α, ω limit set.

Recall that an isolating block with passageways arises from the identification of specific orbits on a minimal isolating block. Since the identification of orbits may lower the number of connected components on the boundaries of the block, in some cases, we must choose orbits that enter and exit the block through the same connected components.

We remark that this fact is one of the causes that may prevent the gluing of two blocks. Indeed, if two blocks have a different number of connected components, it may happen that the orbits that must be identified, in order to produce the same distinguished branched 1-manifold, may enter or exit the block through different connected components, preventing the realization. See Example 6 below. It is worth mentioning that this scenario never occurs in a GS graph labelled with singularities of type \mathcal{R}, \mathcal{C} and \mathcal{W} as proved in Theorem 9. And also does not occur whenever bifurcation vertices are not present, as proved in Theorem 7.

Example 6 (Non-realizable). *In the example presented in Figure 9 (a), the GS graph which is labelled with singularities of type \mathcal{R} and \mathcal{D} , is non-realizable although satisfying the Poincaré-Hopf condition on all edges. The obstruction arises since there is no common choice of distinguished branched 1-manifolds of weight 3 that permits its realization. More specifically, all vertices of L admit a unique realization as a GS flow on a GS isolating block, but the distinguished branched 1-manifolds of weight 3 of these realizations are not homeomorphic, thus preventing the gluing of all blocks.*

On the other hand, if we consider homeomorphic distinguished branched 1-manifolds of weight 3, note that the weights on the exiting boundaries of the GS isolating block for a regular saddle do not match the weights on L , see Figure 9 (b).

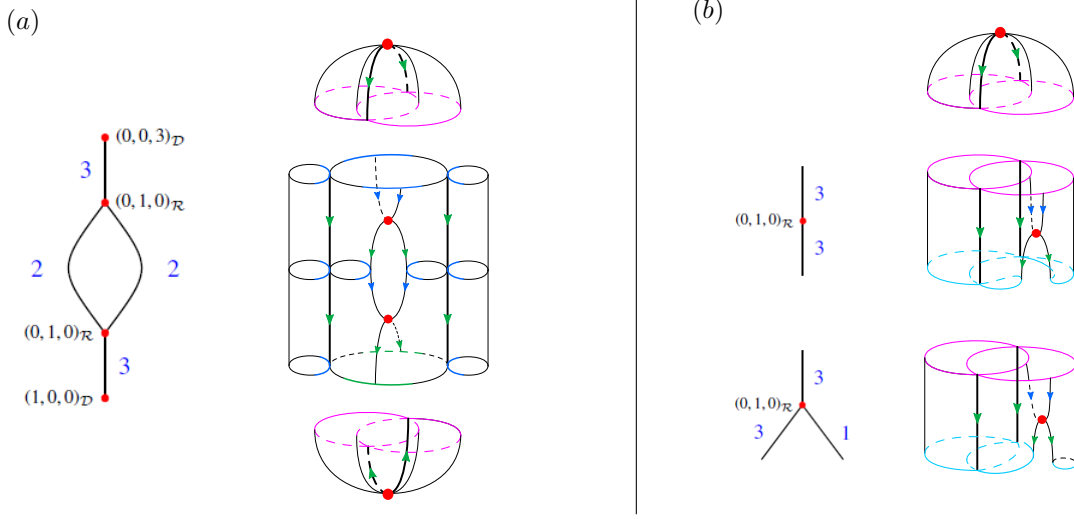


Figure 9: (a) Non-realizable GS graph; (b) Regular saddle isolating block with N^+ of weight 3

As seen in Example 6, bifurcation vertices without the minimal weight condition may not be realizable. The problem in this example resides in the fact that there are two non homeomorphic distinguished branched 1-manifolds of weight 3 that form the boundary of two isolating blocks that must be glued to each other. In order to obtain a result for bifurcation vertices in general, we must restrict the allowable boundary components that make up the isolating blocks.

In what follows, we will consider the family of distinguished branched 1-manifolds in Table 19 and analyze under what conditions bifurcation vertices and its incident edges can be realized with this family of distinguished branched 1-manifolds. This is the content of the next Lemma.

Lemma 3. *Let L_v be a GS semi-graph with a single vertex v and its incident edges, belonging to Table 3, such that v is labelled with a singularity of type $\mathcal{R}, \mathcal{C}, \mathcal{W}$ or \mathcal{D} . Then, L_v can be realized by the family of distinguished branched 1-manifolds in Table 19 if and only if L_v satisfies the following conditions, according to the singularity with which v is labelled:*

- i) (regular or double crossing) if $e_v^\pm = 1$, $e_v^\mp = 2$, $|\mathcal{B}^+ - \mathcal{B}^-| = 1$ and \mathcal{B}^\pm is odd, then b_1^\mp, b_2^\mp are odd;
- ii) (Whitney) if $e_v^\pm = 1$ and $e_v^\mp = 2$, then \mathcal{B}^\pm is even and $\{b_1^\mp, b_2^\mp\}$ is equal to $\{1, \mathcal{B}^\pm - 1\}$;
- iii) (double crossing) if $e_v^+ = e_v^- = 2$ and $\mathcal{B}^\pm > \mathcal{B}^\mp$, then the weights b_1^\pm, b_2^\pm are even, and $\{b_1^\mp, b_2^\mp\}$ is either equal to $\{1, \mathcal{B}^\pm - 3\}$ or $\{b_1^\pm - 1, b_2^\pm - 1\}$;
- iv) (double crossing) if $e_v^\mp = 3$, then $b_i^\mp = 1$ for at least one index $i \in \{1, 2, 3\}$. Moreover, if \mathcal{B}^\pm is odd, then the weights $b_1^\mp, b_2^\mp, b_3^\mp$ are all odd;
- v) (double crossing) If $e_v^\mp = 4$, then $b_i^\mp = 1$ for at least two edges. Moreover, if \mathcal{B}^\pm is odd, then the weights $b_1^\mp, b_2^\mp, b_3^\mp, b_4^\mp$ are all odd;

Proof. The proof relies heavily on Lemma 1, which states that all GS isolating blocks with passageways for GS singularities can be constructed from minimal GS isolating blocks via identifications of pair of orbits.

(\Rightarrow) First, suppose L_v can be realized as a GS flow on a GS isolating block N with the distinguished branched 1-manifolds of Table 19 as boundary components. Now we verify that L_v satisfies conditions i) through v):

- i) Let $W^s(p)$ (resp. $W^u(p)$) be the stable (resp. unstable) manifold of the singularity $p \in N$. Then, whether p is a singularity of type \mathcal{R} or \mathcal{D} , it follows that $W^s(p) \cap N^+$ (resp. $W^u(p) \cap N^-$) is formed by two points q_1 and q_2 . In the case \mathcal{B}^\pm is odd, we have that each connected component of $N^\pm \setminus \{q_1, q_2\}$ has an even number of branch points. Since all folds associated to branch points on the same connected component of $N^\pm \setminus \{q_1, q_2\}$

(resp. $N^- \setminus \{q_1, q_2\}$) must exit (resp. enter) N through the same connected component of N^- (resp. N^+), it follows that each connected component of N^- (resp. N^+) has an even number of branch points. Hence, we must have b_1^\mp and b_2^\mp both odd.

- ii) If N is a minimal GS isolating block, then $\mathcal{B}^\pm = 2$ and $b_1^\mp = b_2^\mp = 1$. Hence, $\{b_1^\mp, b_2^\mp\}$ is equal to $\{1, \mathcal{B}^\pm - 1\}$. Moreover, N^\pm is a figure eight. Denote by q the branch point of N^\pm , we have that $N^\pm \setminus \{q\}$ has two connected components such that orbits that enter (resp. exit) N through each connected component of $N^\pm \setminus \{q\}$ exit (resp. enter) N through different connected components of N^\mp .

If N is not minimal, Lemma 1 asserts that N can be constructed from a minimal isolating block N_0 . Denote by q the branch point of N_0^\pm . Since we cannot identify orbits that enter (resp. exit) N_0^\pm through different connected components of $N_0^\pm \setminus \{q\}$, it follows that N also has a branch point \tilde{q} such that $N^\pm \setminus \{\tilde{q}\}$ has two connected components.

Note that every distinguished branched 1-manifold of Table 19 with odd weight remains connected after the removal of one branch point. Thus, \mathcal{B}^\pm cannot be odd. Hence, \mathcal{B}^\pm is even. Furthermore, after removing the branch point that disconnects a distinguished branched 1-manifold of Table 19 with even weight, the remaining $\mathcal{B}^\pm - 2$ branch points all lie in the same connected component. Thus, all folds associated to these branch points exit N^\mp through the same connected component. Therefore, we have that $\{b_1^\mp, b_2^\mp\}$ is equal to $\{1, \mathcal{B}^\pm - 1\}$.

- iii) If L_v is minimal, then $\mathcal{B}^\pm = 4$, where $b_1^\pm = b_2^\pm = 2$ and $\mathcal{B}^\mp = 2$, with $b_1^\mp = b_2^\mp = 1$. Hence, b_1^\pm and b_2^\pm are even and $\{b_1^\mp, b_2^\mp\}$ is equal to $\{1, \mathcal{B}^\pm - 3\}$ which coincides with $\{b_1^\pm - 1, b_2^\pm - 1\}$. Moreover, $N^\pm = N_1^\pm \cup N_2^\pm$ is the disjoint union of two figures eight. Denote by q_j the branch point of N_j^\pm for $j \in \{1, 2\}$. As in item *ii*), we have that $N_j^\pm \setminus \{q_j\}$ has two connected components such that orbits that enter (resp. exit) N through each connected component of $N_j^\pm \setminus \{q_j\}$ exit (resp. enter) N through different connected components of N^\mp . Also, by the same argument used in item *ii*), one shows that if L_v is not minimal, then b_1^\pm and b_2^\pm are even.

Now consider the case where L_v has weights $b_1^\pm > 2$ and $b_2^\pm > 2$, i.e., $N^\pm = N_1^\pm \cup N_2^\pm$ is the disjoint union of two distinguished branched 1-manifolds of weights b_1^\pm and b_2^\pm , respectively. Then it follows that N has $(b_1^\pm - 2) + (b_2^\pm - 2)$ passageways. By using a two step process, consider the $b_1^\pm - 2$ passageways determined by N_1^\pm . As in item *ii*) the folds that intersect $N_1^\pm \setminus \{p\}$ must exit (resp. enter) either N_1^\mp or N_2^\mp . Without loss of generality, we can assume that these orbits exit (resp., enter) N_1^\mp . At this point, this implies that the weight of N_1^\mp is greater or equal to $b_1^\pm - 1$. Now consider the folds that intersect $N_2^\pm \setminus \{q\}$ which must exit (resp., enter) either through N_1^\mp or N_2^\mp . If they exit (resp., enter) through N_1^\mp we are in the case that $\{b_1^\mp, b_2^\mp\}$ is equal to $\{\mathcal{B}^\pm - 3, 1\}$; if they exit (resp., enter) through N_2^\mp we are in the case that $\{b_1^\mp, b_2^\mp\}$ is equal to $\{b_1^\pm - 1, b_2^\pm - 1\}$.

- iv) If N is a minimal GS isolating block, then $\mathcal{B}^\pm = 3$ and $b_1^\mp = b_2^\mp = b_3^\mp = 1$. Moreover, N^\pm has two branch points q_1 and q_2 such that $N^\pm \setminus \{q_1, q_2\}$ has four connected components. In addition, orbits that enter (resp. exit) N through two of these connected components exit (resp. enter) N through the same connected component of N^- (resp. N^+), while orbits entering (resp. exiting) N through the other two connected components of $N^\pm \setminus \{q_1, q_2\}$ exit (resp. enter) each through a distinct connected component of the remaining ones in N^\mp .

In the case N is not minimal, let $W^s(p)$ (resp. $W^u(p)$) be the stable (resp. unstable) manifold of the singularity $p \in N$. Then, $W^s(p) \cap N^+$ (resp. $W^u(p) \cap N^-$) is also formed by two branch points $\{\tilde{q}_1, \tilde{q}_2\}$ such that $N^\pm \setminus \{\tilde{q}_1, \tilde{q}_2\}$ has the same properties of $N_0^\pm \setminus \{q_1, q_2\}$ described in the previous paragraph for a minimal isolating block N_0 . Since all branch points other than \tilde{q}_1 and \tilde{q}_2 belong to at most two connected components of $N^\pm \setminus \{\tilde{q}_1, \tilde{q}_2\}$ and N^\mp has three connected components, it follows that at least one connected component of N^\mp has weight 1, that is, $b_i^\mp = 1$ for at least one $i \in \{1, 2, 3\}$. Furthermore, if \mathcal{B}^\pm is odd, each connected component of $N^\pm \setminus \{\tilde{q}_1, \tilde{q}_2\}$ has an even number of branch points. Hence, b_1^\mp, b_2^\mp and b_3^\mp are all odd.

- v) In this case, the orbits through each one of the four arcs formed by $N_0^\pm \setminus \{p, q\}$ exit through a distinct connected component of N^\mp . The remaining argument is analogous to item *iv*).

(\Leftarrow) Now, we show that all semi-graphs L_v of Table 3 subject to conditions *i*), *ii*), *iii*), *iv*), *v*) of Lemma 3 are realizable as a GS flow on a GS isolating block with boundary components in Table 19.

Note that, if L_v is minimal, then Theorem 3 asserts that there is a minimal GS isolating block with boundary components in Table 19 that realizes L_v . Some of these blocks can be seen in Tables 5, 7, 9 and 12.

If L_v is not minimal, we proceed as follows:

First, we consider a minimal GS isolating block N_0 for a singularity p , such that the Conley index of p is the same that which v is labelled with, N_0^\pm has e_v^\pm connected components, and N_0^\pm belongs to Table 19.

Then in order to create passageways in N_0 , we analyze the possible ways of embedding N_0^+ in a distinguished branched 1-manifold N^+ of Table 19 with weight \mathcal{B}^+ , such that the folds associated to branch points of $N^+ \setminus N_0$ exit the connected components of N_0^- according to the weights b_i^- of L_v , for $i \in \{1, \dots, e_v^-\}$.

For this purpose, we divide the semi-graphs L_v of Table 3 in the following cases:

- a) if $e_v^+ = e_v^- = 1$, Lemma 3 imposes no restrictions on L_v . So, suppose v is labelled with a singularity of type \mathcal{R}, \mathcal{C} or \mathcal{D} and consider any embedding $f : N_0^+ \hookrightarrow N^+$. Then consider a tubular flow on $\overline{N^+ \setminus f(N_0^+)} \times [0, 1]$ and for each point $q_i \in \overline{N^+ \setminus f(N_0^+)} \cap f(N_0^+)$, identify the orbit of $\overline{N^+ \setminus f(N_0^+)} \times [0, 1]$ that passes through in q_i with the orbit of N_0 that passes through in $f^{-1}(q_i)$. The resulting block N is a realization of L_v such that the boundary components of N belong to Table 19.

The case where v is labelled with a singularity of type \mathcal{W} requires an intermediate step before realizing the embedding $f : N_0^+ \hookrightarrow N^+$ only if N^+ has odd weight. This is due to the fact that N_0^+ is a figure eight and it cannot be embedded in a distinguished branched 1-manifold of Table 19 of odd weight. Hence, the identification shown in Figure 10 must be performed prior to the embedding.

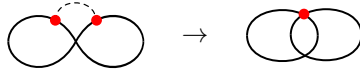


Figure 10: Creating a branch point from a figure eight.

- b) if $1 = e_v^+ < e_v^-$, then L_v is subject to one of the conditions $i), ii), iv)$ or $v)$ of Lemma 3.

Let $W^s(p)$ be the stable manifold of the singularity $p \in N_0$. Note that, if p is a singularity of type \mathcal{R} , $W^s(p) \cap N_0^+$ is the disjoint union of two points. In the case p is a Whitney or double crossing singularity, $W^s(p) \cap N_0^+$ is exactly the branch points in N_0^+ , which is equal to 1 or 2 branch points, respectively. By removing these points from N_0^+ we are left with two connected components in the case p is of type \mathcal{R} or \mathcal{W} , and four connected components in the case p is of type \mathcal{D} . The orbits that pass through each of these connected components exit N_0 through a connected component of N_0^- .

With this at hand, consider an embedding $f : N_0^+ \hookrightarrow N^+$ such that, for each $j \in \{1, \dots, e_v^-\}$ there is a connected component K_j^+ of $N^+ \setminus (f(W^s(p) \cap N_0^+))$ with $b_j^- - 1$ branch points. Now, consider a tubular flow on each connected component of $\overline{N^+ \setminus f(N_0^+)} \times [0, 1]$. For each point $q_i \in \overline{N^+ \setminus f(N_0^+)} \cap f(N_0^+)$, identify the orbit of $\overline{N^+ \setminus f(N_0^+)} \times [0, 1]$ that passes through in q_i with the orbit of N_0 that passes through in $f^{-1}(q_i)$. The resulting block N is a realization of L_v such that the boundary components of N belong to Table 19.

- c) if $e_v^+ = 2, e_v^- = 1$, then Lemma 3 imposes no restrictions on L_v . In this case, N_0^+ is the disjoint union of two figures eight, i.e., $N_0^+ = F_1^8 \cup F_2^8$.

Let $N^+ = N_1^+ \cup N_2^+$ be a distinguished branched 1-manifold such that N_i^+ belongs to Table 19 and has weight b_i^+ for $i \in \{1, 2\}$. In the case that the weights b_1^+ and b_2^+ are both odd, or in the case one of them is odd and the other is an even number greater than 2, we must perform the identification shown in Figure 10 to F_1^8 and F_2^8 prior to the embeddings $f_1 : F_1^8 \hookrightarrow N_1^+$ and $f_2 : F_2^8 \hookrightarrow N_2^+$. Then one considers the same tubular flow and identifications of orbits of items a) and b). The resulting block N is a realization of L_v such that the boundary components of N belong to Table 19.

- d) if $e_v^+ = e_v^- = 2$, then consider $N^+ = N_1^+ \cup N_2^+$ such that N_i^+ belongs to Table 19 and has weight b_i^+ , for $i \in \{1, 2\}$. According to Table 3, v can be labelled with a singularity of type \mathcal{C} or \mathcal{D} .

If v is labelled with a cone singularity, N_0^+ is the disjoint union of two circles, i.e. $N_0^+ = S_1^1 \cup S_2^1$ and Lemma 3 imposes no restrictions on L_v . Thus, we proceed as in case a) for $f_1 : S_1^1 \hookrightarrow N_1^+$ and for $f_2 : S_2^1 \hookrightarrow N_2^+$.

Otherwise, if v is labelled with a singularity of type \mathcal{D} , N_0^+ is the disjoint union of two figures eight, i.e. $N_0^+ = F_1^8 \cup F_2^8$ and L_v is subject to condition *iii*) of Lemma 3. Thus, we proceed as in case *b*) for $f_1 : F_1^8 \hookrightarrow N_1^+$ and for $f_2 : F_2^8 \hookrightarrow N_2^+$.

Hence, the resulting block N is a realization of L_v such that the boundary components of N belong to Table 19.

Cases *a*), *b*), *c*) and *d*) prove that L_v is realizable for all semi-graphs in Table 3 subject to *i*), *ii*), *iii*), *iv*) and *v*). □

The next theorem is a realization theorem which includes bifurcation vertices and labellings with both singularities of type \mathcal{W} and \mathcal{D} , and as such will be a generalization of Theorems 7 and 9.

Theorem 10. *Let L be a GS graph labelled with singularities of type $\mathcal{R}, \mathcal{C}, \mathcal{W}$ and \mathcal{D} such that each GS semi-graph L_v belongs to Table 3. Furthermore, suppose that:*

- i) L_v satisfies conditions *i*), *ii*), *iii*), *iv*), *v*), *vi*) of Lemma 2, for all vertices $v \in L$; or*
- ii) L_v satisfies conditions *i*), *ii*), *iii*), *iv*), *v*) of Lemma 3, for all vertices $v \in L$,*

then L is realizable.

Proof. In the case condition *i*) is satisfied, it follows from Lemma 2 that all semi-graphs L_v can be realized as a GS flow on a GS isolating block with the distinguished branched 1-manifolds of Table 20 as boundary components. Hence, one glues these isolating blocks according to L .

Similarly, if condition *ii*) is satisfied, then all semi-graphs L_v can be realized as GS flows on GS isolating blocks with boundary components on Table 19, as stated in Lemma 3. Hence, all isolating blocks can be glued together according to L . Thus, L is realizable. □

We remark that the conditions of Theorem 10 are sufficient to ensure the realization of a GS graph under those hypothesis although they are far from necessary, as shown in the next example.

Example 7. *In figure 11, we present a GS graph L that does not satisfy Lemma 2, because of the presence of singularities of type \mathcal{D} and attracting or repelling natures. Also, L does not satisfy Lemma 3 because the bifurcation vertex, which is labelled with a singularity of type \mathcal{W} , has an odd weight in its positively incident edge. However, L is realizable as a GS flow on a GS 2-manifold. As we can see in Figure 11, the distinguished branched 1-manifold on the boundaries with weight 5 does not belong to Table 19 nor Table 20.*

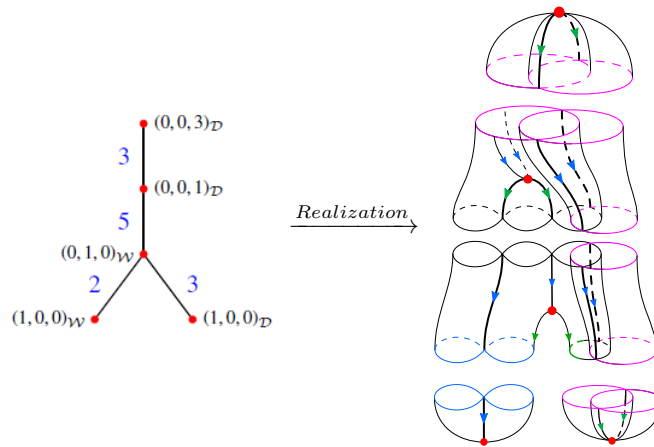


Figure 11: Realization of a GS graph as a GS flow

Also, we remark that bifurcation vertices labelled with singularities of type \mathcal{T} cannot be realized with the distinguished branched 1-manifolds of Table 19 nor of Table 20.

The realization theorems presented in this section were obtained subject to some type of simplification. For instance, restrictions on the type of singularities with which the graph is labelled, or restrictions on the weights of the edges or on the degree of the vertices. Had this not been done, the increase of weights on the edges would imply in a greater number of choices of distinguished branched 1-manifolds and the local information on the graph is not sufficient to guarantee the gluing of the isolating blocks as indicated by the graph. However, even if we can not guarantee the existence of a triple (\mathbf{M}, X_t, f) , we still have control over the Euler characteristic of a possible realization on M . The reason for this is that the Euler characteristic can be computed in terms of the natures and types of GS singularities, as will be shown in the next section.

4 Euler Characteristic of GS 2-manifolds

The Euler characteristic can be defined for any topological space \mathbf{T} . and it is denoted by $\mathcal{X}(\mathbf{T})$. It is given by:

$$\mathcal{X}(\mathbf{T}) = \sum_{i \in \mathbb{N}} (-1)^i \beta_i, \quad (6)$$

where β_i is the rank of the i -th homology group $H_i(\mathbf{T})$, i.e., the i -th Betti number of \mathbf{T} .

In [5], a filtration of a closed GS 2-manifold \mathbf{M} was constructed:

$$G_0 \subset G_1 \subset \dots \subset G_m = \mathbf{M},$$

such that G_k contains exactly k singularities and (G_i, G_{i-1}) is an index pair for the i -th singularity of \mathbf{M} . Then, from the long exact sequence associated to the pair (G_i, G_{i-1}) :

$$\dots \xrightarrow{p_j} H_j(G_i, G_{i-1}) \xrightarrow{\partial_j} H_{j-1}(G_{i-1}) \xrightarrow{i_*} H_{j-1}(G_i) \xrightarrow{p_{j-1}} H_{j-1}(G_i, G_{i-1}) \xrightarrow{\partial_{j-1}} \dots$$

it was proven that the Euler characteristic of \mathbf{M} is equal to the alternating sum of the numerical Conley indices of the singularities, i.e.:

$$\mathcal{X}(\mathbf{M}) = \sum_{p_i \in \text{Sing}(\mathbf{M})} (h_0^i - h_1^i + h_2^i). \quad (7)$$

In what follows, we give an alternative formula for (7) for closed GS 2-manifolds, by expressing the Euler characteristic in terms of the total number a , s and r of attracting, saddle and repelling natures, respectively, of the GS singularities. In this sense, we remark that the total number of natures a , s and r of singularities of type \mathcal{D} is equal to two. For instance, a GS singularity of type \mathcal{D} and nature ss_s or ss_u has two saddle natures, and zero attracting and repelling natures. On the other hand, the total number of natures a , s and r of singularities of type \mathcal{T} is equal to three. A GS singularity of type \mathcal{T} and nature ssa has two saddle natures, one attracting nature and zero repelling nature. Meanwhile, for an attractor singularity of type \mathcal{T} , we have that $a = 3$ and $s = r = 0$.

Proposition 2. *Let L be a GS graph. If \mathbf{M} is a realization of L , then:*

$$\mathcal{X}(\mathbf{M}) = a - s + r + \frac{W}{2} + T,$$

where W and T are the number of vertices in L labelled with singularities of type \mathcal{W} and \mathcal{T} , respectively, while a , s and r are, respectively, vertices are labeled.

Proof. One has that

$$\mathcal{X}(\mathbf{M}) = \sum_{p_i \in \text{Sing}(\mathbf{M})} (h_0^i - h_1^i + h_2^i). \quad (8)$$

Denote by \mathcal{P}_η the total number of vertices in L labeled with a GS singularities of type \mathcal{P} , where $\mathcal{P} \in \{\mathcal{R}, \mathcal{C}, \mathcal{W}, \mathcal{D}, \mathcal{T}\}$, with nature η , that is, a singularity $p \in \mathcal{H}_\eta^{\mathcal{P}}$.

In what follows, we summarize the numerical Conley index (h_0, h_1, h_2) of $p \in \mathcal{H}_\eta^{\mathcal{P}}$, which was computed in [5]:

Using the numerical Conley index of a GS singularity of type \mathcal{P} with nature η and substituting this in (8), we have that:

Nature	\mathcal{R}			\mathcal{C}		
	a	s	r	a	s	r
(h_0, h_1, h_2)	(1, 0, 0)	(0, 1, 0)	(0, 0, 1)	(1, 0, 0)	(0, 1, 0)	(0, 1, 2)

Nature	\mathcal{W}				\mathcal{T}			
	a	s_s	s_u	r	a	ssa	ssr	r
(h_0, h_1, h_2)	(1, 0, 0)	(0, 1, 0)	(0, 0, 0)	(0, 0, 1)	(1, 0, 0)	(0, 1, 0)	(0, 1, 2)	(0, 0, 7)

$$\begin{aligned}
\mathcal{X}(\mathbf{M}) &= (\mathcal{R}_a - \mathcal{R}_s + \mathcal{R}_r) + (\mathcal{C}_a - \mathcal{C}_s + \mathcal{C}_r) + (\mathcal{W}_a - \mathcal{W}_{s_s} + 0\mathcal{W}_{s_u} + 2\mathcal{W}_r) \\
&+ (\mathcal{D}_a - \mathcal{D}_{sa} - 3\mathcal{D}_{ss_s} - \mathcal{D}_{ss_u} + \mathcal{D}_{sr} + 3\mathcal{D}_r) + (\mathcal{T}_a - \mathcal{T}_{ssa} + \mathcal{T}_{ssr} + 7\mathcal{T}_r)
\end{aligned} \tag{9}$$

Now, adding and subtracting terms in (9) corresponding to the number of attracting, saddle and repelling natures within each GS singularity, one has:

$$\begin{aligned}
\mathcal{X}(\mathbf{M}) &= (\mathcal{R}_a - \mathcal{R}_s + \mathcal{R}_r) + (\mathcal{C}_a - \mathcal{C}_s + \mathcal{C}_r) + (\mathcal{W}_a - \mathcal{W}_{s_s} - \mathcal{W}_{s_u} + \mathcal{W}_r) \\
&+ (2\mathcal{D}_a - 0\mathcal{D}_{sa} - 2\mathcal{D}_{ss_s} - 2\mathcal{D}_{ss_u} + 0\mathcal{D}_{sr} + 2\mathcal{D}_r) + (3\mathcal{T}_a - \mathcal{T}_{ssa} - \mathcal{T}_{ssr} + 3\mathcal{T}_r) \\
&+ [(\mathcal{W}_{s_u} + \mathcal{W}_r) + (\mathcal{D}_{ss_u} + \mathcal{D}_{sr} + \mathcal{D}_r) - (\mathcal{D}_{ss_s} + \mathcal{D}_{sa} + \mathcal{D}_a) + (4\mathcal{T}_r - 2\mathcal{T}_a + 2\mathcal{T}_{ssr})]
\end{aligned}$$

Hence, one has:

$$\begin{aligned}
\mathcal{X}(\mathbf{M}) &= a - s + r + [(\mathcal{W}_{s_u} + \mathcal{W}_r) + (\mathcal{D}_{ss_u} + \mathcal{D}_{sr} + \mathcal{D}_r) - (\mathcal{D}_{ss_s} + \mathcal{D}_{sa} + \mathcal{D}_a) \\
&+ (4\mathcal{T}_r - 2\mathcal{T}_a + 2\mathcal{T}_{ssr})]
\end{aligned} \tag{10}$$

Since \mathbf{M} is a closed manifold, any fold in \mathbf{M} admits α -limit and ω -limit. Counting the total number of folds in \mathbf{M} in terms of the GS singularities that are α -limit of each fold and then ω -limit of each fold, one obtains the following equalities:

$$\begin{aligned}
\text{number of folds in } \mathbf{M} &= (\mathcal{W}_{s_u} + \mathcal{W}_r) + 2(\mathcal{D}_{ss_u} + \mathcal{D}_{sr} + \mathcal{D}_r) + (6\mathcal{T}_r + 4\mathcal{T}_{ssr} + 2\mathcal{T}_{ssa}) \\
&= (\mathcal{W}_{s_s} + \mathcal{W}_a) + 2(\mathcal{D}_{ss_s} + \mathcal{D}_{sa} + \mathcal{D}_a) + (6\mathcal{T}_a + 2\mathcal{T}_{ssr} + 4\mathcal{T}_{ssa})
\end{aligned} \tag{11}$$

It follows from the equality (11) that:

$$\begin{aligned}
&(\mathcal{W}_{s_u} + \mathcal{W}_r) + (\mathcal{D}_{ss_u} + \mathcal{D}_{sr} + \mathcal{D}_r) - (\mathcal{D}_{ss_s} + \mathcal{D}_{sa} + \mathcal{D}_a) + (4\mathcal{T}_r - 2\mathcal{T}_a + 2\mathcal{T}_{ssr}) \\
&= (\mathcal{W}_{s_s} + \mathcal{W}_a) + (\mathcal{D}_{ss_s} + \mathcal{D}_{sa} + \mathcal{D}_a) - (\mathcal{D}_{ss_u} + \mathcal{D}_{sr} + \mathcal{D}_r) + (4\mathcal{T}_a + 2\mathcal{T}_{ssa} - 2\mathcal{T}_r)
\end{aligned} \tag{12}$$

Nature	\mathcal{D}					
	a	sa	ss_s	ss_u	sr	r
(h_0, h_1, h_2)	(1, 0, 0)	(0, 1, 0)	(0, 3, 0)	(0, 1, 0)	(0, 0, 1)	(0, 0, 3)

By adding the two sides of equality (12), one has:

$$\begin{aligned}
 & 2[(\mathcal{W}_{s_u} + \mathcal{W}_r) + (\mathcal{D}_{ss_u} + \mathcal{D}_{sr} + \mathcal{D}_r) - (\mathcal{D}_{ss_s} + \mathcal{D}_{sa} + \mathcal{D}_a) + (4\mathcal{T}_r - 2\mathcal{T}_a + 2\mathcal{T}_{ssr})] \\
 & = (\mathcal{W}_{s_u} + \mathcal{W}_r + \mathcal{W}_{s_s} + \mathcal{W}_a) + (2\mathcal{T}_r + 2\mathcal{T}_a + 2\mathcal{T}_{ssr} + 2\mathcal{T}_{ssa}) \\
 & = W + 2T \tag{13}
 \end{aligned}$$

And finally, by substituting (13) in (10), the proof is concluded. □

We remark that a similar formula for the Euler characteristic of singular surfaces with cross-caps and triple crossing singularities was proved in [10] in a different setting.

In what follows, we use the formula given in Proposition 2 to compute the Euler characteristic of the GS 2-manifolds presented in the examples throughout section 3.

Example 8. *Let \mathbf{M} be the GS 2-manifold of Example 2. One has that, $\mathcal{X}(\mathbf{M}) = 3 - 5 + 2 + \frac{2}{2} + 0 = 1$.*

In the case \mathbf{M} is the GS 2-manifold of Example 3, one has that $\mathcal{X}(\mathbf{M}) = 2 - 3 + 1 + \frac{2}{2} + 0 = 1$.

On the other hand, if \mathbf{M} is the GS 2-manifold of Example 5, then $\mathcal{X}(\mathbf{M}) = 2 - 6 + 2 + \frac{4}{2} + 0 = 0$.

Lastly, if \mathbf{M} is the GS 2-manifold of Example 11, it follows that $\mathcal{X}(\mathbf{M}) = 3 - 2 + 3 + \frac{2}{2} + 0 = 5$.

5 Concluding remarks

In this work we determine sufficient conditions for the realization of abstract Lyapunov graphs labelled with singularities of type regular (\mathcal{R}), cone (\mathcal{C}), Whitney (\mathcal{W}), double crossing (\mathcal{D}) and triple crossing (\mathcal{T}) as Gutierrez-Sotomayor flows on closed singular two-manifolds. We show here that for a graph which strictly satisfies the set of necessary conditions of Theorem 1, its realization is not always possible. At times, not even locally as we show in Theorem 4.

Locally, that is, for a semi-graph L_v consisting of a single vertex v and its incident edges, sufficient conditions for the realization of L_v as a GS flow on a GS isolating block are presented. Moreover, in the case the weights on the incident edges are the lowest satisfying the Poincaré-Hopf condition, we provide in Theorem 3 a complete characterization of the realizations of L_v by describing the distinguished branched 1-manifolds that make up the boundary components of all minimal GS isolating blocks for each singularity type. Furthermore, for higher weights on the incident edges satisfying the Poincaré-Hopf condition, we show in Theorem 5 that GS isolating blocks with passageways which realize L_v arise from a process of identification of pairs of orbits on minimal GS isolating blocks.

Concerning the global realization question, it can be posed as a problem of assigning distinguished branched 1-manifolds to the edges of a graph, so that the induced assignment on the incident edges of each vertex is obtainable as boundary components of an isolating block for the singularity with which the vertex is labelled. Since the set of isolating blocks for a singularity is given by all the possible ways of adding passageways to a minimal isolating block, this question is equivalent to determining reachability from minimal boundaries to distinguished branched 1-manifolds with higher weights.

The sufficient conditions for global realization presented in Theorem 10 are obtained from two families of distinguished branched 1-manifolds for which the increase of branch points is given in a controlled fashion. Moreover, each of these two families assigns the same distinguished branched 1-manifold to every edge of the graph with a common weight, thus ensuring that boundary components with common weights of two isolating blocks are always homeomorphic. Thus, all boundaries of the isolating blocks are glued according to the graph guaranteeing the global realization. By no means are these families unique since the increase of branch points could be attained by many more identifications than the ones considered in this work.

One may hope to obtain stronger global results by considering families of distinguished branched 1-manifolds with more than one choice of assignment for each weight. Nevertheless, we remark that the number of non-homeomorphic distinguished branched 1-manifolds increases quickly as one goes subsequently from one weight to the next. For instance, for weights 1, 2, 3, 4 and 5 one has 1, 1, 2, 4 and at least 11 non-homeomorphic distinguished branched 1-manifolds, respectively. Verifying whether two distinguished branched 1-manifolds with arbitrary weight are homeomorphic or not is a difficult question pertaining to the theory of 4-regular pseudo-graphs. Thus, determining sufficient conditions for the global realization of Lyapunov graphs is more challenging in this setting.

Mostly, the global results presented in this work include singularities of types \mathcal{R} , \mathcal{C} , \mathcal{W} and \mathcal{D} , leaving out singularities of type \mathcal{T} due to their intrinsic complexity. With the exception of the realization of graphs with minimal weights on all edges proved in Theorem 6, determining sufficient conditions for the global realization of graphs including \mathcal{R} , \mathcal{C} , \mathcal{W} , \mathcal{D} and \mathcal{T} singularities remains an open question.

References

- [1] R. D. MacPherson, “Chern classes for singular algebraic varieties,” *Annals of Mathematics*, pp. 423–432, 1974.
- [2] J.-P. Brasselet, “Sur les classes de chern d’un ensemble analytique complexe, caractéristique d’euler-poincare,” *Astérisque*, vol. 82, pp. 93–147, 1981.
- [3] J.-P. Brasselet, J. Seade, and T. Suwa, *Vector fields on singular varieties*, vol. 1987. Springer Science & Business Media, 2009.
- [4] M.-H. Schwartz, “Classes caractéristiques définies par une stratification d’une variété analytique complexe,” *CR Acad. Sci. Paris*, vol. 260, pp. 3262–3264, 1965.
- [5] H. R. M. López and K. A. de Rezende, “Conley theory for gutierrez-sotomayor fields,” 2019.
- [6] C. Gutierrez and J. Sotomayor, “Stable vector fields on manifolds with simple singularities,” *Proceedings of the London Mathematical Society*, vol. 3, no. 1, pp. 97–112, 1982.
- [7] C. G. Gibson, *Singular points of smooth mappings*, vol. 25. Pitman publishing, 1979.
- [8] R. Thom, “Ensembles et morphismes stratifiés,” *Bulletin of the American Mathematical Society*, vol. 75, no. 2, pp. 240–284, 1969.
- [9] C. C. Conley, *Isolated invariant sets and the Morse index*. No. 38, American Mathematical Soc., 1978.
- [10] S. Izumiya and W. L. Marar, “On topologically stable singular surfaces in a 3-manifold,” *Journal of Geometry*, vol. 52, no. 1-2, pp. 108–119, 1995.
- [11] P. Aluffi and M. Esole, “Chern class identities from tadpole matching in type iib and f-theory,” *Journal of High Energy Physics*, vol. 2009, no. 03, p. 032, 2009.
- [12] J.-P. Brasselet, J. Schürmann, and S. Yokura, “Hirzebruch classes and motivic chern classes for singular spaces,” *Journal of Topology and Analysis*, vol. 2, no. 01, pp. 1–55, 2010.
- [13] M. Esole, P. Jefferson, and M. J. Kang, “Euler characteristics of crepant resolutions of weierstrass models,” *Communications in Mathematical Physics*, vol. 371, no. 1, pp. 99–144, 2019.