

Task-Based Analog-to-Digital Converters

Peter Neuhaus, *Graduate Student Member, IEEE*, Nir Shlezinger, *Member, IEEE*,
Meik Dörpinghaus, *Member, IEEE*, Yonina C. Eldar, *Fellow, IEEE*, and Gerhard Fettweis, *Fellow, IEEE*

Abstract—Obtaining digital representations of multivariate continuous-time (CT) signals is a challenge encountered in many signal processing systems. In practice, these signals are often acquired in order to extract some underlying information, i.e., for a specific task. Employing conventional task-agnostic analog-to-digital converters (ADCs), typically designed to minimize the mean squared error (MSE) in reconstructing the CT input signal, can be costly and energy-inefficient in such cases. In this work, we study task-based ADCs, which are designed to obtain a digital representation of a multivariate CT input process with the goal of recovering an underlying statistically related parameter vector, referred to as *the task*. The proposed system employs analog filtering, uniform sampling, and scalar uniform quantization of the input process before subsequently recovering the task vector using a digital recovery filter. We optimize the analog and digital filters and derive closed-form expressions for the achievable MSE in recovering the task vector from a set of analog signals when utilizing ADCs with a fixed sampling rate and amplitude resolution. Based on our derivation, we provide guidelines for the design of practical acquisition systems subject to a constraint on the overall number of bits. Our analysis proves that the intuitive approaches of either recovering the task vector solely in digital or designing the analog filter to estimate the task vector are inferior to the proposed joint design. We then consider the recovery of a set of matched filter outputs under a rate budget. We numerically verify our theoretical observations and demonstrate that task-based ADCs substantially outperform analog matched filtering as well as applying the matched filter solely in the digital domain. We also show that when acquiring signals for a task under tight bit budgets, it is often preferable to sub-sample w. r. t. the Nyquist rate instead of reducing the quantization resolution.

I. INTRODUCTION

Analog-to-digital converters (ADCs) allow physical signals to be processed using digital hardware. ADCs perform two operations: sampling, i.e., converting a continuous-time (CT) signal into a discrete set of samples, and quantization, where the continuous-amplitude samples are converted into a finite-bit representation. Conventional ADCs are designed to facilitate the recovery of their input signal, where the sampling rate is chosen matched to the bandwidth of the input signal, while the quantizer resolution is set such that the quantization distortion is sufficiently small [1]. In many applications, analog signals

This work has received funding from the Deutsche Forschungsgemeinschaft (DFG, German Research Foundation) Project-ID 164481002 SFB 912, HAEC, the Benoziyo Endowment Fund for the Advancement of Science, the Estate of Olga Klein – Astrachan, the European Unions Horizon 2020 research and innovation program under grant No. 646804-ERC-COG-BNYQ and from the Israel Science Foundation under grant No. 0100101. Computations were performed at the Center for Information Services and High Performance Computing (ZIH) at TU Dresden.

P. Neuhaus, M. Dörpinghaus and G. Fettweis are with the Vodafone Chair Mobile Communications Systems, Technische Universität Dresden, 01062 Dresden, Germany (e-mail: {peter_friedrich.neuhaus, meik.doerpinghaus, gerhard.fettweis}@tu-dresden.de). N. Shlezinger is with the School of ECE, Ben-Gurion University of the Negev, Beer-Sheva, Israel (e-mail: nirshl@bgu.ac.il). Y. C. Eldar is with the Faculty of Math and CS, Weizmann Institute of Science, Rehovot, Israel (e-mail: yonina.eldar@weizmann.ac.il).

are acquired not with the goal of being reconstructed, but for a specific task, e.g., to extract some information from the CT input. For instance, multiple-input multiple-output (MIMO) communications receivers acquire electromagnetic waves measured at their antennas in order to recover a transmitted message or estimate an underlying channel [2]. Radar receivers capture impinging echos in order to identify targets [3]. In such scenarios, utilizing conventional ADCs, which are designed to recover the analog signals accurately, can be inefficient. Since the power consumption of ADCs grows with the sampling rate and the quantization resolution [4], such inefficiency directly leads to increased power consumption. The power consumption of conventional ADCs is considered a major challenge in beyond 5G systems, which are foreseen to utilize a large number of antennas, i.e., massive MIMO, as well as large bandwidths in the millimeter wave (mmWave) bands, to meet the ever-increasing demand for higher data rates.

Recently, it was demonstrated that a-priori knowledge about the system task can be exploited to design *task-based quantizers*, which facilitate carrying out the system task while acquiring the input with a limited bit budget [2]. The works [5]–[8], which focused on the quantization aspect of analog-to-digital conversion, showed that the distortion induced by low-resolution quantization can be mitigated by accounting for the task. This is achieved by introducing pre-quantization processing, resulting in hybrid analog-digital systems, as commonly utilized in MIMO systems for the purpose of reducing the number of RF chains [9]–[11]. For the sampling operation, such analog processing was shown to facilitate the reconstruction of sub-Nyquist sampled, frequency-sparse analog signals [12], as well as to exploit spatial correlation via joint sampling of multivariate CT signals [13]. The works [12]–[14] all focused on the reconstruction of the sampled signals, and thus did not consider the presence of a task.

Joint sampling and quantization was investigated in [15]–[17], where the minimum achievable reconstruction distortion under a given rate budget was studied as an indirect source coding problem. These performance bounds can only be achieved by vector quantizers, which are challenging to implement. However, none of the works [15]–[17] accounts for the presence of a task, nor do they consider simple scalar uniform quantizers. Finally, the recent work [18] used deep learning to design task-based ADCs, including both sampling and quantization, empirically demonstrating the potential gains of such joint designs without providing a theoretical analysis.

In this work, we consider the design and analysis of ADCs for the task of recovering a *linear* function of the observed signals. Such tasks can represent, e.g., channel estimation, as studied in [6] or matched filtering, as considered in our numerical analysis. Following [2], [5]–[8], [18], we consider a hybrid system with

pre-acquisition analog combining, and optimize the overall system in light of the task. In order to allow for a practical implementation of the considered acquisition system, we focus our analysis on *linear* pre-acquisition mappings, which can be implemented using analog filters, and on ADCs carrying out uniform sampling and quantization, i. e., we consider simple ADCs and do not allow for complex vector quantizers.

We analytically characterize the minimum achievable mean squared error (MSE) in recovering the desired task from the analog input signals under the considered model, for a given sampling rate and quantization resolution. We obtain analytical expressions for the analog and digital filters, which achieve this distortion, and identify practical design guidelines for determining the number of ADCs, the sampling rate, and the resolution when operating under an overall bit budget constraint. Our results show that neither recovering the task in the analog domain and subsequently sampling and quantizing the analog minimum MSE (MMSE) estimate, nor a fully-digital architecture, which estimates the task solely in the digital domain, minimize the MSE. Specializing our results to bandlimited signals reveals that it can be preferable to sample below the Nyquist rate to balance the quantization distortion under an overall bit budget. This observation agrees with similar results in [15]–[17], which considered joint sampling and lossy source coding.

In our numerical study, we apply the proposed task-based ADC to the task of estimating the matched filter output of a multi-antenna system, representing a common signal processing task in MIMO communications and radar. Our numerical results demonstrate the gains of jointly designed task-based ADCs over the two intuitive approaches of applying the filters solely in the digital or analog domain. In particular, we show that the proposed system can achieve a normalized time-averaged MSE of 10^{-5} using only $\sim 29\%$ and $\sim 8\%$ of the bit budget as compared to analog and digital recovery systems, respectively. Furthermore, we demonstrate that when acquiring bandlimited signals for recovering a task vector under tight bit budgets, it is often preferable to sample below the Nyquist rate over reducing the quantization resolution below 2 bit per sample.

The rest of this paper is organized as follows: Section II details the model of the proposed task-based acquisition system and formulates the problem. Section III derives the achievable MSE of task-based ADCs, designs its components, provides practical design guidelines, and performs an asymptotic performance evaluation. Section IV provides a numerical study. Finally, concluding remarks are given in Section V. Detailed proofs of the results presented in the paper are delegated to the appendix.

Throughout this paper, random quantities are denoted by sans-serif letters, e.g., \mathbf{a} , whereas a is a deterministic quantity. Vectors and matrices are denoted by lower and upper case bold-face letters, e.g., \mathbf{a} and \mathbf{A} , respectively. \mathbf{I}_K is the $K \times K$ identity matrix. We use j , $*$, $\text{tr}(\cdot)$, and $\mathbb{E}\{\cdot\}$ to denote the imaginary unit, convolution, the trace operator, and stochastic expectation, respectively. Furthermore, we use the shorthand notation $\tilde{x}(t) = x(-t)$ for time reversal. The sets of natural, integer, real and complex numbers are written as \mathbb{N} , \mathbb{Z} , \mathbb{R} and \mathbb{C} , respectively.

II. SYSTEM MODEL

In this work, we consider a hybrid analog-digital acquisition system model, as illustrated in Fig. 1. The system is comprised of a joint sampling block, consisting of a multivariate analog filter, a set of uniform samplers, a set of uniform quantizers, and a digital processor. This division aims to facilitate system design. In a practical system, the analog filter requires dedicated circuitry, while the uniform samplers and quantizers correspond to conventional scalar ADCs. The overall system is optimized for recovering a task vector from a set of analog signals.

In the following, we formulate the problem of jointly designing the components of the hybrid acquisition system. We first review the signal model relating the observed signals and the task vector in Subsection II-A. Then, we model the joint sampling and quantization operations in Subsections II-B and II-C, respectively. Based on these models, we formulate the problem of optimizing the system in Subsection II-D.

A. Signal Model

The observations comprise a set of $M \geq 1$ CT signals $\{\mathbf{x}_m(t)\}_{m=1}^M$, $t \in \mathbb{R}$, as illustrated in Fig. 1. We model these signals as zero-mean jointly wide-sense stationary (WSS) random processes with finite variances, and let $\mathbf{C}_x(f) \in \mathbb{C}^{M \times M}$, $f \in \mathbb{R}$, denote their joint power spectral density (PSD). This set of analog signals is acquired for the task of estimating a zero-mean random vector $\mathbf{s} \in \mathbb{R}^N$, referred to as *the task*. We assume a known statistical relationship between the CT random input signals $\{\mathbf{x}_m(t)\}$ and the task vector \mathbf{s} .

In particular, we assume that the MMSE estimate of \mathbf{s} from $\{\mathbf{x}_m(t)\}_{m=1}^M$ takes a linear form. By defining $\mathbf{x}(t) = [\mathbf{x}_1(t), \dots, \mathbf{x}_M(t)]^T$, this assumption implies that there exists a multivariate filter $\mathbf{\Gamma}(t) \in \mathbb{R}^{N \times M}$ such that

$$\tilde{\mathbf{s}} \triangleq \mathbb{E} \left\{ \mathbf{s} \left| \{\mathbf{x}_m(t)\}_{m=1}^M \right. \right\} = \int_{\mathbb{R}} \tilde{\mathbf{\Gamma}}(t) \mathbf{x}(t) dt = (\mathbf{\Gamma} * \mathbf{x})(0). \quad (1)$$

The resulting formulation allows us to model tasks which can be expressed as linear functions of the observed signals. Such problems of recovering linear functions of analog signals arise, e.g., in matched-filtering based processing, commonly used in MIMO radar [19] and communications [20], as well as channel estimation in rich scattering environments [6].

B. Joint Sampling Operation

The acquired analog signals are first converted into a set of discrete-time sequences via *joint sampling*. Joint sampling is a framework for sampling a set of CT signals, allowing to exploit their spatial correlation using multivariate analog filters [13]. In particular, the M CT input signals are filtered by a multivariate analog filter $\mathbf{H}(f) \in \mathbb{R}^{K \times M}$, $f \in \mathbb{R}$, resulting in $K \leq M$ CT signals $\{y_k(t)\}_{k=1}^K$, obtained by

$$y_k(t) = \sum_{m=1}^M (h_{k,m} * \mathbf{x}_m)(t), \quad \forall k \in \mathcal{K} \triangleq \{1, \dots, K\}. \quad (2)$$

In (2), $h_{k,m}(t)$ denotes the impulse response of a scalar filter which is the inverse Fourier transform (FT) of $[\mathbf{H}]_{k,m}(f)$.

The outputs $\{y_k(t)\}_{k=1}^K$ of the analog filter are sampled by K identical uniform samplers, each with sampling rate f_s ,

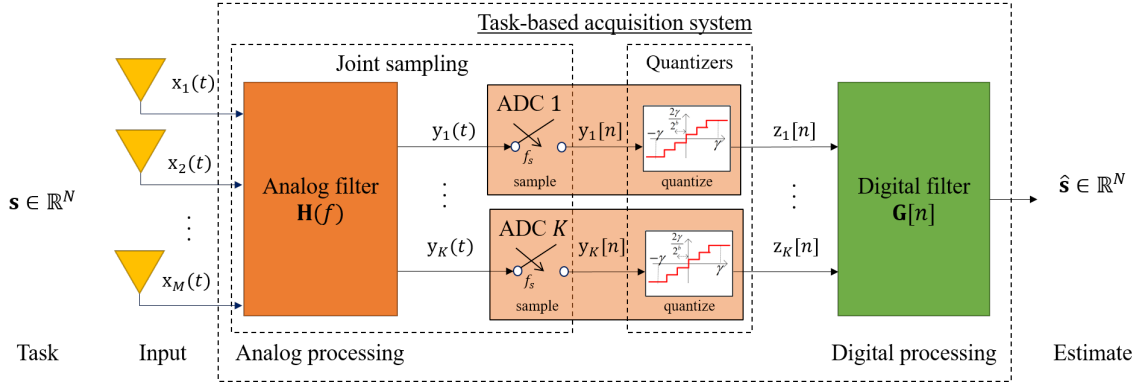


Fig. 1. Overview of the system model. The task is to estimate the random vector $\mathbf{s} \in \mathbb{R}^N$. The digital task estimate is denoted as $\hat{\mathbf{s}} \in \mathbb{R}^N$.

i.e., samples are spaced by $T_s = \frac{1}{f_s}$. This yields the set of K discrete-time sequences $\{y_k[n]\}_{k=1}^K$ where $y_k[n] \triangleq T_s y_k(nT_s)$.

C. Quantization Operation

The sampled signals $\{y_k[n]\}_{k=1}^K$ are subsequently quantized by K identical uniform scalar mid-rise quantizers with an amplitude resolution of b bits. Such quantizers produce up to 2^b distinct output values. The (single-sided) support, of the quantizers, also referred to as the *dynamic range*, is denoted as $\gamma > 0$. The quantization step size is hence given by $\Delta = \frac{2\gamma}{2^b}$, and the mid-rise quantization function is then defined as

$$q(x') \triangleq \begin{cases} \Delta \left(\left\lfloor \frac{x'}{\Delta} \right\rfloor + \frac{1}{2} \right), & \text{for } |x'| < \gamma \\ \text{sign}(x') \left(\gamma - \frac{\Delta}{2} \right), & \text{else,} \end{cases} \quad (3)$$

where $\lfloor \cdot \rfloor$ denotes rounding to the next smaller integer and $\text{sign}(\cdot)$ denotes the signum function, which we define as

$$\text{sign}(x') \triangleq \begin{cases} +1, & x' \geq 0, \\ -1, & \text{else.} \end{cases} \quad (4)$$

To obtain an analytically tractable model for such non-linear quantizers, which accurately represents their operation in a broad range of setups, we focus on nonsubtractive dithered quantizers operating within their dynamic range as done in [5]. The resulting quantization model is detailed in the following:

1) *Nonsubtractive Dithered Quantizers*: In our analysis of task-based ADCs we model the non-linear quantizers as implementing *nonsubtractive dithered quantization*. In such continuous-to-discrete mappings, an additional signal referred to as *dither* is added to the quantizer input prior to quantization [21]. Unlike subtractive dithered quantizers [22], [23], here the dither is not subtracted, i.e., compensated, after quantization. The quantizer outputs are given by

$$z_k[n] = \mathcal{Q}_b(y_k[n]) = q(y_k[n] + w_k[n]), \quad k \in \mathcal{K}, \quad (5)$$

where $\{w_k[n]\}_{k=1}^K$ denotes the dither random process, which is i.i.d. in time and space, and mutually independent of the input process. In order to obtain a tractable equivalent quantizer model detailed later in this section, the probability density function (PDF) of the dither random process is chosen as a

triangular function with a width of 2Δ , i.e., the PDF $p_w(w)$ equals $\frac{1}{\Delta} \left(1 - \frac{|w|}{\Delta}\right)$ for $|w| \leq \Delta$ and is zero otherwise.

For non-overloading quantizers, i.e., for inputs that never exceed the quantizer's dynamic range, the specific choice of a triangular PDF ensures that the first and second moments of the quantization error are independent of the input while minimizing the second [24, Sec. III.C]. While this model allows rigorously characterizing the MSE-minimizing task-based acquisition system in Subsection III-A, the resulting system is also applicable when using conventional non-dithered quantizers as discussed in Subsection III-D.

2) *Dynamic Range*: Quantizers are typically required to operate within their dynamic range to yield distinguishable digital representations of different inputs [25]. Consequently, the overload probability, i.e., the probability that the input's magnitude exceeds the dynamic range, has to be negligible. Hence, the dynamic range γ is chosen to a multiple η of the largest standard deviation of the quantizer inputs, i.e.,

$$\gamma^2 = \eta^2 \max_{k \in \mathcal{K}} \mathbb{E}\{\tilde{y}_k^2[n]\}, \quad (6)$$

with $\tilde{y}_k[n] \triangleq y_k[n] + w_k[n]$. Using Chebychev's inequality, the overload probability is now upper-bounded by [26, eq. (5-88)]

$$\Pr\{|\tilde{y}_k[n]| \geq \gamma\} \leq \frac{\mathbb{E}\{\tilde{y}_k^2[n]\}}{\eta^2 \max_{k' \in \mathcal{K}} \mathbb{E}\{\tilde{y}_{k'}^2[n]\}} \leq \frac{1}{\eta^2}. \quad (7)$$

The overload probability bound in (7) holds regardless of the distribution of $\tilde{y}_k[n]$, and tighter bounds can be obtained by accounting for its distribution. For instance, when $\tilde{y}_k[n]$ is Gaussian, setting $\eta = 2$ yields an overload probability of less than 5%, compared to the bound of 25% obtained using (7).

3) *Equivalent Quantizer Model*: For the considered dithered quantizer model with a vanishing overload probability, i.e., $\Pr\{|\tilde{y}_k[n]| \geq \gamma\} = 0$, it follows from [21, Th. 2] that the quantizer output can be written as

$$\mathbf{z}[n] = \mathbf{y}[n] + \mathbf{e}[n], \quad (8)$$

where $\mathbf{z}[n] \triangleq [z_1[n], \dots, z_K[n]]^T$ and $\mathbf{y}[n] \triangleq [y_1[n], \dots, y_K[n]]^T$. The quantization error $\mathbf{e}[n] \in \mathbb{R}^K$ in (8) is: *i*) uncorrelated with $\mathbf{y}[n]$; *ii*) comprised of uncorrelated entries, and its autocorrelation function is

$$\mathbf{C}_e[l] = \mathbb{E}\{\mathbf{e}[n+l]\mathbf{e}^T[n]\} = \frac{\Delta^2}{4} \mathbf{I}_K \delta[l], \quad (9)$$

where $\delta[n]$ denotes the Kronecker delta function. The resulting equivalent quantizer model from (8) and (9) also holds approximately when using conventional non-dithered quantizers as discussed in Subsection III-D.

D. Problem Formulation

Our goal is to design the task-based acquisition system illustrated in Fig. 1 to recover the task vector \mathbf{s} accurately. We aim to optimize the system components jointly, i.e., its analog filtering, quantizer dynamic range γ , and digital processing, to minimize the MSE between the task vector \mathbf{s} and its estimate $\hat{\mathbf{s}}$, under a constraint on the maximum bit rate $K \cdot f_s \cdot b \leq R$. Note that the bit rate budget R represents the maximal amount of bits the system can generate per second, thus relating to the implementation complexity and the power consumption.

We focus here on digital recovery using linear filters; namely, the digital processing consists of a multivariate filter $\mathbf{G}[n] \in \mathbb{R}^{N \times K}$, such that the task estimate is given by

$$\hat{\mathbf{s}} = \sum_{n \in \mathbb{Z}} \tilde{\mathbf{G}}[n] \mathbf{z}[n] = (\mathbf{G} * \mathbf{z})[0]. \quad (10)$$

Hence, our goal is to solve the following minimization problem

$$\min_{\mathbf{H}(f), \gamma, \mathbf{G}[n]} \mathbb{E} \{ \|\mathbf{s} - \hat{\mathbf{s}}\|^2 \}, \quad \text{s.t.} \quad K \cdot f_s \cdot b \leq R. \quad (11)$$

We allow the input dimensionality M to take any positive integer value, i.e., the input can be a scalar signal. In addition, we focus in the following on systems where the number of ADCs is not larger than the number of input signals, i.e., $K \leq M$. While this setup represents a broad range of architectures of practical interest, it does not accommodate acquisition systems based on signal expansion, as used in some generalized sampling mechanisms [1], as well as feedback-based schemes, such as Sigma-Delta ADCs [27].

The MSE $\mathbb{E} \{ \|\mathbf{s} - \hat{\mathbf{s}}\|^2 \}$ in estimating the task vector \mathbf{s} can always be decomposed as [28, Appendix]

$$\mathbb{E} \{ \|\mathbf{s} - \hat{\mathbf{s}}\|^2 \} = \mathbb{E} \{ \|\mathbf{s} - \tilde{\mathbf{s}}\|^2 \} + \mathbb{E} \{ \|\tilde{\mathbf{s}} - \hat{\mathbf{s}}\|^2 \}, \quad (12)$$

i.e., as the sum of the analog MMSE and the distortion with respect to the analog MMSE estimate $\tilde{\mathbf{s}}$. Note that the latter depends on the proposed task-based ADC, whereas the former does not. Consequently, the MSE in (11) can be replaced with $\mathbb{E} \{ \|\tilde{\mathbf{s}} - \hat{\mathbf{s}}\|^2 \}$, i.e., the error w.r.t. the analog MMSE estimate $\tilde{\mathbf{s}}$ (cf. (1)), as we do in our analysis in the following section.

III. TASK-BASED ADCs

In this section, we jointly optimize the components of the task-based acquisition system detailed in the previous section in light of the problem stated in Subsection II-D. Directly solving (11) is challenging due to the dependency of the system's components on the quantities K , f_s , and b . We thus tackle this optimization problem by first minimizing the objective of (11) for a *fixed ADC configuration*, i.e., assuming that the triplet (K, f_s, b) is given. Under this assumption, we jointly optimize the analog filter $\mathbf{H}(f)$, the ADC dynamic range γ , and the digital processing filter $\mathbf{G}[n]$ in Subsection III-A. While the resulting derivation does not result in a tractable

characterization of the optimal triplet (K, f_s, b) , it sheds light on the structure and the behavior of the MSE-minimizing task-based acquisition system, as we show in Subsections III-B-III-C. In addition, our analytical derivation facilitates numerical optimization of the ADC parameter triplets, as we discuss in Subsection III-D and demonstrate in Section IV.

A. Main Results

Here, we characterize the task-based acquisition system which minimizes (11) under a fixed ADC configuration. To that aim, we fix the number of ADCs K , the sampling rate f_s , and the number of quantizer bits b . Under this setting, we first identify the MSE-minimizing digital recovery filter $\mathbf{G}[n]$ for a given analog filter $\mathbf{H}(f)$, as stated in the following proposition:

Proposition 1. *For the considered system model as described in Sec. II, a given analog filter $\mathbf{H}(f)$, a fixed number of ADCs K , a fixed sampling rate f_s and a given quantizer resolution b , the MSE-minimizing linear digital recovery filter is given by*

$$\mathbf{G}[n] = T_s \int_{-\frac{f_s}{2}}^{\frac{f_s}{2}} \sum_{k \in \mathbb{Z}} \mathbf{\Gamma}(f - kf_s) \mathbf{C}_x(f - kf_s) \times \mathbf{H}^H(f - kf_s) \mathbf{C}_z^{-1}(e^{j2\pi f T_s}) e^{j2\pi f n T_s} df, \quad (13)$$

where $[\mathbf{\Gamma}]_{n,m}(f)$ is the FT of $[\mathbf{\Gamma}]_{n,m}(t)$, and

$$\mathbf{C}_z(e^{j2\pi f T_s}) = T_s \sum_{k \in \mathbb{Z}} \mathbf{H}(f - kf_s) \mathbf{C}_x(f - kf_s) \times \mathbf{H}^H(f - kf_s) + \frac{\Delta^2}{4} \mathbf{I}_K. \quad (14)$$

Furthermore, the resulting achievable MSE is given by

$$\text{MSE}(\mathbf{H}(f)) = \mathbb{E} \{ \|\tilde{\mathbf{s}}\|^2 \} - \text{tr} \left(T_s \int_{-\frac{f_s}{2}}^{\frac{f_s}{2}} \mathbf{S}(f) \mathbf{C}_z^{-1}(e^{j2\pi f T_s}) \mathbf{S}^H(f) df \right), \quad (15)$$

where

$$\mathbf{S}(f) \triangleq \sum_{k \in \mathbb{Z}} \mathbf{\Gamma}(f - kf_s) \mathbf{C}_x(f - kf_s) \mathbf{H}^H(f - kf_s). \quad (16)$$

Proof: The proof is provided in Appendix A. \blacksquare

After obtaining the minimum achievable MSE for a given analog filter $\mathbf{H}(f)$ for fixed K , f_s , and b , we proceed to find the analog filter $\mathbf{H}(f)$, which minimizes the MSE in (15). In particular, we derive the analog filter for bandlimited inputs, where there exists a $\Upsilon \in \mathbb{N}$ such that $[\mathbf{C}_x(f)]_{i,j} = 0$ for all $|f| > (\Upsilon + \frac{1}{2})f_s$, for all $i, j \in \mathcal{M} \triangleq \{1, \dots, M\}$. Note that while our following derivation rigorously holds for bandlimited signals, we do not assume Nyquist rate sampling. Furthermore, as the inputs $\{x(t)_m\}_{m=1}^M$ have finite variance, it follows that the entries of the PSD matrix must decay as $|f|$ grows, and thus purely non-bandlimited signals can be represented with arbitrary accuracy by considering bandlimited signals with a sufficiently large Υ . Consequently, assuming bandlimited inputs allows to be mathematically rigorous while not limiting the practical application of the results, as the band limitation can be arbitrarily large.

By defining $\bar{M} \triangleq (2\Upsilon + 1)M$ and

$$\bar{\Gamma}(f) \triangleq [\Gamma_{-\Upsilon}(f)\mathbf{L}_{-\Upsilon}(f), \dots, \Gamma_{+\Upsilon}(f)\mathbf{L}_{+\Upsilon}(f)], \quad (17)$$

$$\bar{\mathbf{H}}(f) \triangleq [\mathbf{H}_{-\Upsilon}(f)\mathbf{L}_{-\Upsilon}(f), \dots, \mathbf{H}_{+\Upsilon}(f)\mathbf{L}_{+\Upsilon}(f)], \quad (18)$$

where $\mathbf{H}_k(f) \triangleq \mathbf{H}(f - kf_s)$, $\mathbf{L}_k(f) \triangleq \mathbf{C}_x^{1/2}(f - kf_s)$, $\Gamma_k(f) \triangleq \Gamma(f - kf_s)$, we can characterize the MSE-minimizing analog filter as stated in the following theorem:

Theorem 1. *For the considered system model as described in Sec. II, a fixed number of ADCs K , a fixed sampling rate f_s and a given quantizer resolution b , the MSE-minimizing analog filter $\mathbf{H}^\circ(f) \in \mathbb{C}^{M \times K}$ is characterized by*

$$\bar{\mathbf{H}}^\circ(f) = \bar{\mathbf{U}}_{\mathbf{H}}(f)\bar{\Sigma}_{\mathbf{H}}(f)\bar{\mathbf{V}}_{\mathbf{H}}^H(f), \quad (19)$$

for each $f \in [-\frac{f_s}{2}, \frac{f_s}{2}]$. Specifically, (19) is comprised of:

- $\bar{\mathbf{V}}_{\mathbf{H}}(f) \in \mathbb{C}^{\bar{M} \times \bar{M}}$ is the matrix of right-singular vectors of $\bar{\Gamma}(f)$ defined in (17).
- $\bar{\Sigma}_{\mathbf{H}}(f) \in \mathbb{R}^{K \times \bar{M}}$ is diagonal with diagonal entries

$$[\bar{\Sigma}_{\mathbf{H}}(f)]_{i,i} = \frac{1}{2^b} \sqrt{(\zeta \sigma_{\bar{\Gamma},i}(f) - 1)^+}, \quad (20)$$

where $\sigma_{\bar{\Gamma},i}(f)$ denotes the i th singular value of $\bar{\Gamma}(f)$, and ζ is chosen such that

$$\frac{\bar{\kappa} T_s}{K} \int_{-\frac{f_s}{2}}^{\frac{f_s}{2}} \sum_{i=1}^{\min(K, \bar{M})} [\bar{\Sigma}_{\mathbf{H}}(f)]_{i,i}^2 df = 1, \quad (21)$$

with $\bar{\kappa} \triangleq \eta^2(1 - \frac{2\eta^2}{3 \cdot 2^{2b}})^{-1}$.

- $\bar{\mathbf{U}}_{\mathbf{H}}(f) \in \mathbb{C}^{K \times K}$ is a unitary rotation matrix ensuring that $\bar{\mathbf{U}}_{\mathbf{H}}(f)\bar{\Sigma}_{\mathbf{H}}(f)\bar{\Sigma}_{\mathbf{H}}^H(f)\bar{\mathbf{U}}_{\mathbf{H}}^H(f)$ has identical diagonal entries. It can be obtained using [29, Algorithm 2.2].

Furthermore, the dynamic range of the quantizer is $\gamma^\circ = 1$, and the resulting minimum achievable MSE is given by

$$\mathbb{E} \left\{ \|\tilde{\mathbf{s}} - \hat{\mathbf{s}}\|^2 \right\} = \mathbb{E} \left\{ \|\tilde{\mathbf{s}}\|^2 \right\} - \int_{-\frac{f_s}{2}}^{\frac{f_s}{2}} \sum_{i=1}^{\min(K, \bar{M})} \frac{\sigma_{\bar{\Gamma},i}^2(f) [\bar{\Sigma}_{\mathbf{H}}(f)]_{i,i}^2}{[\bar{\Sigma}_{\mathbf{H}}(f)]_{i,i}^2 + 2^{-2b}} df. \quad (22)$$

Proof: The proof is provided in Appendix B. ■

Theorem 1 characterizes the analog filter $\mathbf{H}^\circ(f)$ in the frequency range $|f| \leq (\Upsilon + \frac{1}{2})f_s$. As this range coincides with the spectral support of $\mathbf{x}(t)$, the frequency response of the analog filter can be nullified outside this spectrum. Under the considered system model, the MSE-minimizing task-based ADC is characterized by the analog filter $\mathbf{H}^\circ(f)$ and quantizer support γ° stated in Theorem 1, combined with the corresponding digital filter $\mathbf{G}[n]$ given by Proposition 1.

In the following, we specialize Theorem 1 to bandlimited inputs with sampling rates satisfying the Shannon-Nyquist theorem. The result is stated in the following corollary:

Corollary 1. *For bandlimited inputs whose PSD is non-singular within their spectral support, sampled at a rate satisfying the Shannon-Nyquist sampling theorem, i.e., $[\mathbf{C}_x(f)]_{i,j} = 0$*

for all $|f| > f_s/2$, $i, j \in \mathcal{M}$, the MSE-minimizing analog filter $\mathbf{H}^\circ(f) \in \mathbb{C}^{M \times K}$ is given by

$$\mathbf{H}^\circ(f) = \bar{\mathbf{U}}_{\mathbf{H}}(f)\bar{\Sigma}_{\mathbf{H}}(f)\bar{\mathbf{V}}_{\mathbf{H}}^H(f)\mathbf{C}_x^{-1/2}(f), \quad (23)$$

where the matrix function $\bar{\mathbf{U}}_{\mathbf{H}}(f)$, $\bar{\Sigma}_{\mathbf{H}}(f)$, and $\bar{\mathbf{V}}_{\mathbf{H}}^H(f)$ are detailed in Theorem 1 with $\Upsilon = 0$.

Proof: The corollary is obtained by setting $\Upsilon = 0$, which corresponds to Nyquist-rate sampling, in Theorem 1. ■

In order to understand the operation of the MSE-minimizing analog filter detailed in Theorem 1, we note that the matrix functions $\bar{\Gamma}(f)\bar{\Gamma}^H(f)$ and $\bar{\mathbf{H}}(f)\bar{\mathbf{H}}^H(f)$, given in (17)-(18), represent the PSDs of the outputs of the analog MMSE filter $\Gamma(f)$ and the analog filter $\mathbf{H}(f)$, respectively, after being sampled at rate f_s . When the analog filter is $\mathbf{H}^\circ(f)$, given in (19), two main differences are noted between $\bar{\mathbf{H}}(f)\bar{\mathbf{H}}^H(f)$ and $\bar{\Gamma}(f)\bar{\Gamma}^H(f)$: First, the analog combiner $\mathbf{H}^\circ(f)$ nullifies the weak eigenmodes of $\bar{\Gamma}(f)$ which become indistinguishable after coarse quantization, by setting a 'water-filling'-type expression with threshold ζ^{-1} . This step allows task-based ADCs to trade-off the estimation error and the distortion induced by quantization, in a manner which minimizes the overall MSE in recovering the task \mathbf{s} : Nullifying an eigenmode results in an estimation error; however, it allows to resolve the remaining eigenmodes with a higher resolution. Thereafter, $\mathbf{H}^\circ(f)$ scales and rotates the remaining eigenmodes to minimize the maximal variance of the input signal to each quantizer, and particularly, tunes the quantizer inputs to have identical variances which exactly fit to a quantizer with unity dynamic range (cf. (6)).

To visualize how the MSE-minimizing analog filter $\mathbf{H}^\circ(f)$ operates, we depict in Fig. 2 a schematic illustration comparing the PSDs of the sampled outputs of the analog MMSE filter $\Gamma(f)$ and the analog filter $\mathbf{H}^\circ(f)$. We visualize a setup in which $\Upsilon = 1$ and $K = N = 2$, i.e., sampling is carried out below the Nyquist rate, and the number of ADCs equals the dimensionality of the task. In particular, Fig. 2.a depicts the multivariate PSD of the sampled output of the analog MMSE filter, highlighting the fact that its entries have different variances, represented by the area under $\{\bar{\Gamma}(f)\bar{\Gamma}^H(f)\}_{i,i}$. Consequently, to uniformly quantize this signal without overloading one would have to tune the dynamic range to fit the input with the maximal variance, resulting in increased quantization distortion. To mitigate this distortion, the weak eigenmodes are identified in Fig. 2.b and used to generate the corresponding eigenvalues $\bar{\mathbf{H}}(f)\bar{\mathbf{H}}^H(f)$ via thresholding and scaling in Fig. 2.c. Finally, by applying the unitary rotation matrix $\bar{\mathbf{U}}_{\mathbf{H}}(f)$, the resulting quantizer input in Fig. 2.d has identical variances which fit its unity dynamic range, thus minimizing the distortion induced by quantization.

Theorem 1 and Corollary 1 are stated for fixed ADC configuration triplets (K, f_s, b) . Consequently, these results do not immediately reveal how such a triplet is to be set in light of a bit rate constraint R as in (11). For instance, one would be interested in understanding whether it is preferable to oversample, i.e., increase f_s , while decreasing the number of bits per sample b . While we do not analytically derive the triplet

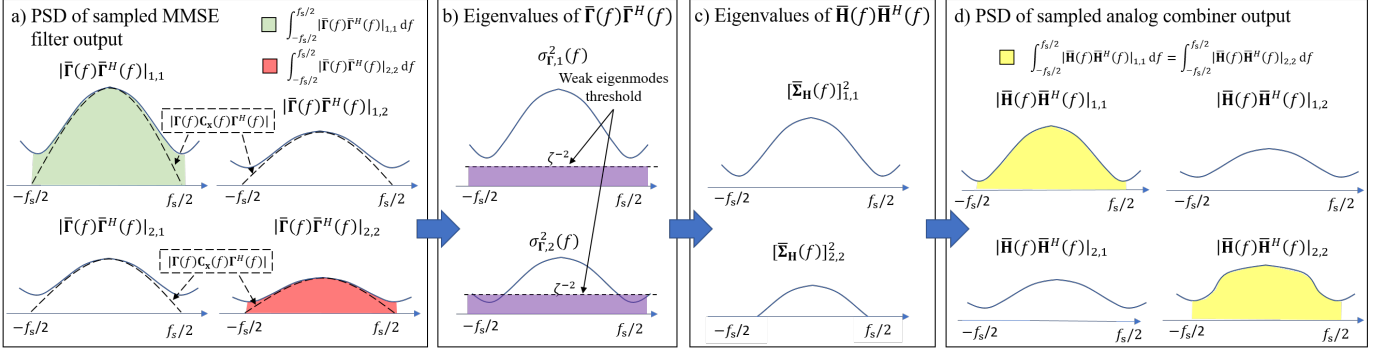


Fig. 2. Illustration of the operation of the MSE-minimizing analog filter $\mathbf{H}^o(f)$ for $K = N = 2$.

which minimizes (22), we provide guidelines arising from Theorem 1 in Subsection III-B. Furthermore, we discuss how Theorem 1 facilitates numerically optimizing these quantities in Subsection III-D and provide an example in Section IV.

B. Practical Design Guidelines

In this subsection, we provide design guidelines for practical systems that arise as a consequence of Theorem 1, stated in the previous subsection. In addition, we study conditions under which the intuitive design strategies of setting the analog filter to be the analog MMSE estimator or of recovering purely in the digital domain are capable of minimizing the MSE.

The following corollary provides an upper bound on the MSE-minimizing choice of the number of ADCs K , when operating under a fixed rate budget:

Corollary 2. *Under a fixed rate budget $R = K \cdot f_s \cdot b$, the MSE-minimizing number of ADCs K satisfies*

$$K \leq \max_{f \in [-\frac{f_s}{2}, \frac{f_s}{2}]} \text{rank}(\bar{\mathbf{\Gamma}}(f)). \quad (24)$$

Proof: The proof is provided in Appendix C. ■

Corollary 2 implies that the number of ADCs K should not be chosen larger than the maximum rank of the aliased spatial PSD of the analog MMSE filter output. This effectively implies that using a larger number of ADCs than that required to represent the sampled output of the analog MMSE filter results in unnecessary distortion. In such cases, one can use less ADCs with higher resolution, i.e., larger b , without losing sufficiency with respect to the MMSE estimate $\tilde{\mathbf{s}}$. This is achieved by utilizing the MSE-minimizing analog filter detailed in Theorem 1 to further trade sufficiency for quantization distortion in a manner which minimizes the overall MSE. In particular, Corollary 2 implies that one should use $K \leq N$ ADCs, but does not specify the MSE-minimizing value. In some scenarios the MSE is optimized by using K smaller than N , while in other cases it is preferable to set $K = N$, as we numerically demonstrate in Section IV.

An additional insight which can be obtained analytically is that increasing the quantization resolution improves the MSE more notably compared to oversampling. This is obtained

based on the following corollary, which investigates the trade-off between f_s and b , when operating under a fixed rate budget and sampling above the Nyquist rate, denoted as f_{nyq} :

Corollary 3. *Under a fixed rate budget $R = K \cdot f_s \cdot b$, for a fixed K and for $f_s \geq f_{\text{nyq}}$, the MSE is minimized by maximizing b .*

Proof: The proof is provided in Appendix C. ■

Corollary 3 implies that for a given number of ADCs and a fixed bit rate allowing Nyquist rate sampling, Nyquist rate sampling with increased quantization resolution allows achieving a lower MSE compared to oversampling i.e., choosing $f_s > f_{\text{nyq}}$, with lower resolution. However, it is emphasized that the considered system model does not allow for feedback from the digital to the analog part, and thus does not cover Sigma-Delta architectures [27], which are known to benefit from oversampling.

Next, we compare the task-based acquisition system derived in Subsection III-A to two intuitive alternative designs:

- *Analog recovery*, where the task is estimated solely in the analog domain, i.e., $\mathbf{H}(f)$ is set to be the analog MMSE filter $\mathbf{\Gamma}(f)$, and its output is subsequently converted into a digital representation using $K = N$ ADCs.
- *Digital recovery*, where no analog processing is employed, i.e., $\mathbf{H}(f) \equiv \mathbf{I}_M$. In such cases, the CT random process $\mathbf{x}(t)$ is digitized by $K = M$ ADCs, and the task is subsequently estimated fully in the digital domain.

These alternative designs can be understood as the two possible extreme cases of carrying out the estimation of the task solely in the analog or digital domain. As Theorem 1 implies that in general $\mathbf{H}^o(f) \neq \mathbf{\Gamma}(f)$ and $\mathbf{H}^o(f) \neq \mathbf{I}_M$, it can be concluded that none of the two alternative designs is generally optimal in minimizing the MSE. Corollary 2 indicates that a digital-only strategy can only minimize the MSE when the cardinality of the task vector N is at least as large as the number of analog signals M . When this is not the case, it leads to degraded performance compared to our task-based design. As for analog recovery, in the following corollary we identify conditions for this strategy to minimize the MSE in recovering \mathbf{s} :

Corollary 4. *Analog recovery, i.e., $\mathbf{H}^o(f) = \mathbf{\Gamma}(f)$ and hence $K = N$, minimizes the MSE if and only if the analog*

MMSE estimate $\tilde{\mathbf{s}}$ consists of uncorrelated entries with identical variance, i.e., if its covariance matrix $\mathbf{C}_{\tilde{\mathbf{s}}}$ is a scaled identity matrix, i.e., $\mathbf{C}_{\tilde{\mathbf{s}}} = c\mathbf{I}_N$, for some $c \geq 0$.

Proof: The proof is provided in Appendix D. ■

C. Asymptotic Analysis

In this subsection, we investigate the MSE behaviour for an asymptotically large bit rate R . Clearly, by Corollary 2, using an arbitrarily large number of ADCs K is not optimal. Therefore, in the following we focus on the remaining parameters in the triplet (K, f_s, b) , and characterize the MSE of the proposed task-based ADC system with infinitesimally dense sampling, i.e., for $T_s \rightarrow 0$, and an infinite quantization resolution, i.e., for $b \rightarrow \infty$. This analysis reveals the individual effect of each of the two ADC operations, i.e., sampling and quantization, on the accuracy of recovering the task \mathbf{s} .

The following analysis is carried out for any analog filter $\mathbf{H}(f)$ which satisfies the following condition:

$$\bar{\mathbf{H}}^H(f) (\bar{\mathbf{H}}(f)\bar{\mathbf{H}}^H(f))^{-1} \bar{\mathbf{H}}(f)\bar{\Gamma}^H(f) = \bar{\Gamma}^H(f), \quad (25)$$

for all $f \in [-\frac{f_s}{2}, \frac{f_s}{2}]$. The left-hand side (LHS) of (25) is the projection of $\bar{\Gamma}^H(f)$ onto the column space of $\bar{\mathbf{H}}^H(f)$, i.e., (25) holds if $\bar{\Gamma}^H(f)$ lies in the column space of $\bar{\mathbf{H}}^H(f)$ for all $f \in [-\frac{f_s}{2}, \frac{f_s}{2}]$. In this case, we say that the analog filter $\mathbf{H}(f)$ maintains sufficiency w.r.t. the analog MMSE estimate of the task $\tilde{\mathbf{s}}$. Note that if $\bar{\Sigma}_{\mathbf{H}}(f)$ contains K non-zero diagonal entries, then the condition in (25) is satisfied by the MSE-minimizing analog filter $\mathbf{H}^o(f)$ (cf. (19)).

First, we characterize the achievable MSE expression of Proposition 1 for $T_s \rightarrow 0$, i.e., for infinitesimally dense sampling, as stated in the following lemma:

Lemma 1. *For any analog filter $\mathbf{H}(f)$ satisfying (25), the achievable MSE tends to zero as $T_s \rightarrow 0$.*

Proof: The proof is provided in Appendix E. ■

Lemma 1 shows that the MSE vanishes for infinitesimally dense sampling. In fact, it indicates that even for 1-bit quantization, the distortion vanishes with infinite oversampling, as the digital processor has an arbitrarily large number of samples from which it can recover the finite-dimensional \mathbf{s} , and the MSE tends to zero when using dithered quantizers.

Next, we investigate the MSE of Proposition 1 for $b \rightarrow \infty$, i.e., for an infinite number of quantization levels. This asymptotic MSE is stated in the following lemma:

Lemma 2. *For any analog filter $\mathbf{H}(f)$ satisfying (25), the achievable MSE tends to zero as $b \rightarrow \infty$.*

Proof: The proof is provided in Appendix E. ■

Lemma 2 shows that even for sub-Nyquist sampling, the estimation error tends to zero for an asymptotically large number of quantization levels, if the analog filter $\mathbf{H}(f)$ maintains sufficiency w.r.t. the task. This holds, since the MMSE estimate is only the sample taken at time instance $t = 0$ at the output of the analog MMSE filter $\Gamma(f)$, and thus can be recovered from its sampled output regardless of the sampling

rate. Note that for $b \rightarrow \infty$, the resulting problem can be considered as *sampling for a task*. Here, the fact that by Lemma 2 one can achieve arbitrarily small MSE indicates that one can substantially benefit in terms of sampling rate when accounting for the presence of a task. However, it is noted that the ability to approach zero MSE follows from the fact that the task is a vector which has no bandwidth. Hence, this result is expected not to hold when one seeks to recover a process rather than a vector.

While Lemmas 1 and 2 imply that increasing both the sampling rate and the quantization resolution can result in arbitrarily small MSE, our numerical study in Section IV numerically demonstrates that increasing the quantization resolution typically results in more substantial MSE reduction compared to increasing the sampling rate.

D. Discussion

The task-based ADCs, as derived in the previous subsections, combine the designs proposed for task-based *quantization* systems in [5], which did not consider sampling, with multivariate sampling concepts, as studied in [13]. In particular, we show that by additionally jointly accounting for the presence of uniform samplers in the overall acquisition design, one can mitigate the error due to quantization by employing oversampling (cf. Lemma 1), or alternatively utilize sub-Nyquist sampling to assign more bits, thus possibly reducing the MSE under tight rate budgets, as we numerically show in Section III-A. Comparing to the previous works [15]–[17], we note that these works studied the recovery of processes via joint sampling and lossy source coding, and are thus fundamentally different from this work. Nonetheless, one can identify similar insights which arise from our task-based hardware-limited design and [15]–[17], i.e., that sub-Nyquist sampling allows us to reduce the MSE further under low bit rate budgets. We consider the extension of the framework studied here to the recovery of task processes rather than vectors as a future extension of the current work.

As detailed in the problem formulation in Section II, we limit our analysis of task-based ADCs to the class of linear tasks. Nevertheless, an extension to larger classes, i.e., non-linear tasks, is possible based on the proposed scheme. For instance, task-based quantization for the class of *quadratic tasks* was studied in [7] by utilizing principal inertia component methods to convert the task function into a linear one. A similar approach could be used to extend the concept of task-based ADCs, which is proposed in this work, to non-linear tasks, and we leave this study for future work.

The equivalent quantizer model detailed Subsection II-C models the quantization error as an additive distortion, which is uncorrelated to the quantizer input. This model holds rigorously for the considered overload-free nonsubtractive dithered quantizers. However, it also holds *approximately* for conventional (non-dithered) uniform quantizers for a broad range of inputs, and notably, for sub-Gaussian input signals [30, Sec. VIII]. The critical conditions for this to hold approximately are a negligible overload probability, and a sufficiently large input variance compared to the quantization

step size. Furthermore, for task-based quantizers, derived under the assumption of nonsubtractive dithered quantizers, it has been shown numerically in [5] that superior performance can be achieved when a system designed assuming dithered quantizers is implemented with conventional (non-dithered) uniform quantizers. Hence, even though we assume nonsubtractive dithered quantizers, the results can also be applied to systems employing conventional quantizers.

Our work considers the general case of jointly WSS input signals $\{x_m(t)\}_{m=1}^M$ and utilizes the structure, which is given by the task \mathbf{s} , to optimize the task-based ADC system. However, depending on the application and the specific task, the input signals might exhibit additional structure, which can be further exploited, as usually done in sub-Nyquist sampling [1], [12]. This additional structure could be exploited to either further reduce the MSE or to reduce the hardware complexity, i.e., reducing K , b , or f_s , to achieve the same MSE.

In Subsection III-A, the MSE-minimizing task-based acquisition system is characterized for a fixed ADC configuration (K, f_s, b) by combining Proposition 1 and Theorem 1. However, our goal is to obtain the MSE-minimizing task-based acquisition system under a rate budget $R \leq K \cdot f_s \cdot b$. Utilizing the results from Proposition 1 and Theorem 1, the MSE-minimizing ADC configuration $(K^\circ, f_s^\circ, b^\circ)$ for a given task can be found numerically: K and b are discrete variables and their choice is typically upper bounded in practice. For example Corollary 2 implies that the search over K can be restricted to $K \leq \max \text{rank}(\tilde{\mathbf{\Gamma}}(f))$. Hence, a grid search over all feasible combinations of K and b can be employed. Furthermore, because the MSE is minimized by fully utilizing the available bit rate budget R , i.e., when $R = K \cdot f_s \cdot b$, we can choose $f_s = \frac{R}{K \cdot b}$. Note that $(K^\circ, f_s^\circ, b^\circ)$ is determined in the process of system design, i.e., the optimization can be performed offline. If grid search is computationally prohibitive, e.g., due to a large range of K and b , one can resort to more efficient optimization techniques such as random search methods or Bayesian optimization [31]. We provide an example for such a numerical evaluation using a grid search in Section IV.

The task-based ADC system considered in this work employs both analog and digital signal processing in a hybrid manner. In Subsection III-A we obtain the MSE-minimizing analog and digital filters, i.e., the optimal split between analog and digital processing, under a fixed ADC configuration (K, f_s, b) . This results can then be utilized to find the MSE-minimizing parameters of the ADCs, i.e., $(K^\circ, f_s^\circ, b^\circ)$, under a budget on the digital rate $R \leq K \cdot f_s \cdot b$, as discussed before. While the rate budget R also relates to the power consumption and implementation complexity of the ADCs, it does not take into account the additional complexity of the analog processing. Furthermore, in some applications the analog filters may be constrained to some structure, such as an interconnection of phase shifters and adders [10], or restrictions which follow from the antenna design [32]. In order to optimize the implementation complexity of the system, the costs of implementing analog filters and additional design constraints which arise from the specific application have to be taken into account. This is,

however, beyond the scope of this work.

IV. NUMERICAL RESULTS

Here, we evaluate the proposed task-based ADC system in terms of its achievable *normalized MSE*, given by $\frac{\mathbb{E}\{\|\tilde{\mathbf{s}} - \hat{\mathbf{s}}\|^2\}}{\mathbb{E}\{\|\tilde{\mathbf{s}}\|^2\}}$. We compare the performance of the proposed task-based acquisition system, i.e., $\mathbf{H}(f) = \mathbf{H}^\circ(f)$, to the two alternative design strategies of analog recovery, i.e., $\mathbf{H}(f) = \mathbf{\Gamma}(f)$, and digital recovery, i.e., $\mathbf{H}(f) = \mathbf{I}_K$. We use Theorem 1, to evaluate the MSE of the proposed system, and Proposition 1 to evaluate the MSE for analog and digital recovery.

A. MIMO Matched Filtering

As an example, we consider the problem of estimating the output of a matched filter. In digital communications systems, matched filters are usually applied in digital [33, Sec. 4.3.3]. However, this approach is expected to be sub-optimal for systems with bit-limited ADCs. Let $\mathbf{x}(t)$ be the multivariate observations at a MIMO receiver, given by

$$\mathbf{x}(t) = (\mathbf{F} * \tilde{\mathbf{x}})(t) + \mathbf{n}(t), \quad (26)$$

where $\tilde{\mathbf{x}}(t)$ denotes a Gaussian transmit signal with autocorrelation function $\mathbf{C}_{\tilde{\mathbf{x}}}(\tau) = \mathbb{E}\{\tilde{\mathbf{x}}(t + \tau)\tilde{\mathbf{x}}^T(t)\} = \mathbf{I}_N \delta(\tau)$, $\mathbf{F}(t) = \tilde{\mathbf{F}} \frac{1}{T_{\text{nyq}}} \text{sinc}(\frac{t}{T_{\text{nyq}}})$, $\tilde{\mathbf{F}} \in \mathbb{R}^{M \times N}$ denotes the channel, and $\mathbf{n}(t)$ is an additive white Gaussian noise process with autocorrelation function $\mathbf{C}_{\mathbf{n}}(\tau) = \mathbb{E}\{\mathbf{n}(t + \tau)\mathbf{n}^T(t)\} = \frac{N_0}{2} \mathbf{I}_M \frac{1}{T_{\text{nyq}}} \text{sinc}(\frac{\tau}{T_{\text{nyq}}})$. Note that the channel $\mathbf{F}(t)$ and noise $\mathbf{n}(t)$ are bandlimited to $f \in [-\frac{f_{\text{nyq}}}{2}, \frac{f_{\text{nyq}}}{2}]$ with $f_{\text{nyq}} = \frac{1}{T_{\text{nyq}}}$. The task is to estimate the noiseless matched filter output, i.e.,

$$\mathbf{s} = \left(\tilde{\mathbf{F}}^T * \mathbf{F} * \tilde{\mathbf{x}} \right) (0). \quad (27)$$

From the orthogonality principle [26], it follows that the analog MMSE estimator $\mathbf{\Gamma}(f)$ is given by $\mathbf{\Gamma}(f) = \mathbf{C}_{\mathbf{s}\mathbf{x}}(f)\mathbf{C}_{\tilde{\mathbf{x}}}^{-1}(f)$. In order to obtain $\mathbf{\Gamma}(f)$, we compute

$$\begin{aligned} \mathbf{C}_{\mathbf{x}}(\tau) &= \mathbb{E}\{\mathbf{x}(t + \tau)\mathbf{x}^T(t)\} = \left(\mathbf{F} * \mathbf{C}_{\tilde{\mathbf{x}}} * \tilde{\mathbf{F}}^T \right) (\tau) + \mathbf{C}_{\mathbf{n}}(\tau), \\ \mathbf{C}_{\mathbf{s}\mathbf{x}}(\tau) &= \mathbb{E}\left\{ \left(\tilde{\mathbf{F}}^T * \mathbf{F} * \tilde{\mathbf{x}} \right) (t + \tau) \left(\mathbf{F} * \tilde{\mathbf{x}} \right)^T (t) \right\} \Big|_{t=0} \\ &= \left(\tilde{\mathbf{F}}^T * \mathbf{F} * \mathbf{C}_{\tilde{\mathbf{x}}} * \tilde{\mathbf{F}}^T \right) (\tau). \end{aligned}$$

Then, applying the FT yields

$$\mathbf{C}_{\mathbf{x}}(f) = \mathbf{F}(f)\mathbf{C}_{\tilde{\mathbf{x}}}(f)\mathbf{F}^H(f) + \mathbf{C}_{\mathbf{n}}(f), \quad (28)$$

$$\mathbf{C}_{\mathbf{s}\mathbf{x}}(f) = \mathbf{F}^H(f)\mathbf{F}(f)\mathbf{C}_{\tilde{\mathbf{x}}}(f)\mathbf{F}^H(f). \quad (29)$$

B. Evaluation of the Choice of ADC Parameters

With the above, we evaluate the performance for $N = 4$ and $M = 16$, i.e., 4 transmit and 16 receive antennas. The filter bandwidth is chosen as $f_{\text{nyq}} = 400$ MHz, which corresponds to the largest channel bandwidth of the 5G NR mmWave bands. We choose $\eta = 2.4$, as $\eta < \sqrt{6}$ ensures a positive κ for all b , and use a channel with spatial exponential decay given by $[\tilde{\mathbf{F}}]_{i,j} = e^{-0.1|i-j|}$. Furthermore, we define $\text{SNR} = \frac{2}{N_0} \text{tr}(\tilde{\mathbf{F}}\tilde{\mathbf{F}}^T) = 10$ dB. We next evaluate the

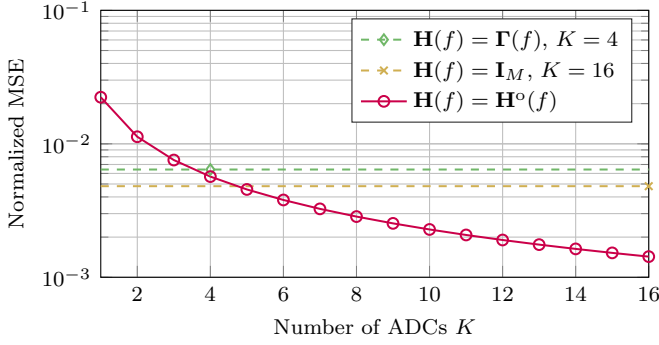


Fig. 3. Normalized MSE vs. number of ADCs K , $b = 4$ and $f_s = f_{\text{nyq}}$.

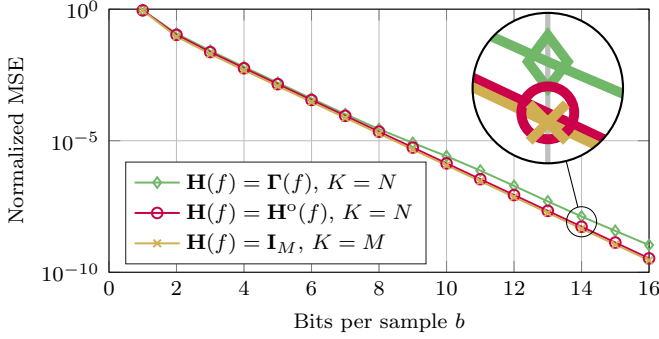


Fig. 4. Normalized MSE vs. number of bits per sample b , $f_s = f_{\text{nyq}}$. The task-based $\mathbf{H}(f) = \mathbf{H}^\circ(f)$ achieves nearly the same performance as digital recovery, i.e., $\mathbf{H}(f) = \mathbf{I}_K$, using only $K = 4$ instead of $K = 16$ ADCs.

normalized MSE, when varying each of the ADC parameters K , b and f_s individually, while fixing the remaining parameters.

First, in Fig. 3 we compare the normalized MSE, when varying the number of ADCs K for a fixed number of bits per sample, chosen as $b = 4$, and a fixed sampling rate of $f_s = f_{\text{nyq}}$. The normalized MSE decreases monotonically with K . For $K \geq 5$, the proposed task-based acquisition system outperforms digital recovery, which employs $K = 16$ ADCs. Therefore, the proposed system achieves a lower MSE with 68% less ADCs. Note that this result does not contradict the result from Corollary 2, which states that under a constraint on the bit rate it is inefficient to choose K larger than the maximum rank of the aliased analog MMSE filter $\tilde{\Gamma}(f)$.

Next, in Fig. 4 we evaluate the normalized MSE for Nyquist rate sampling, i.e., $f_s = f_{\text{nyq}}$, over the number of bits per sample b . For this evaluation, we set the number of ADCs of the proposed system to $K = N = 4$ (cf. Corollary 2). From Fig. 4 we note that digital recovery, which utilizes $K = 16$ ADCs with b bits each, yields the lowest MSE. The proposed task-based ADC system, which uses only $K = 4$ ADCs of the same resolution, namely, 75% less bits, yields a marginally higher MSE, while analog recovery results in the highest MSE. This indicates that substantial resource savings can be achieved by task-based acquisition with a marginal degradation of the overall accuracy in recovering the task vector.

Finally, the performance when varying the sampling rate f_s is evaluated in Fig. 5 for $b = 4$. For sampling rates above the Nyquist rate, i.e., for $f_s > f_{\text{nyq}}$, the MSE is monotonically

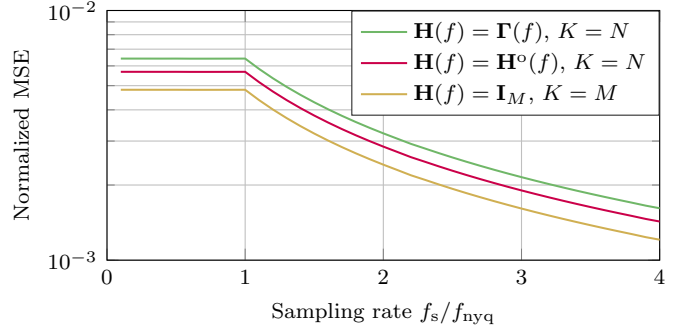


Fig. 5. Normalized MSE vs. sampling rate f_s , $b = 4$. For $f_s > f_{\text{nyq}}$ the MSE is decreasing monotonically with increasing f_s . However, for $f_s < f_{\text{nyq}}$, the MSE remains constant, which is discussed in Sec. IV-B.

decreasing with increasing f_s , for all considered architectures. This is expected, as additional samples can be utilized to reduce the MSE. For sub-Nyquist sampling, i.e., for $f_s < f_{\text{nyq}}$, the MSE remains constant. This result is caused by the fact that we define our task as the matched filter output at $t = 0$ (cf. (27)), i.e., our task has no bandwidth, and we employ sub-Nyquist sampling w. r. t. the filtered input $\mathbf{y}(t)$ and not w. r. t. the task. Furthermore, the sampling time instances are given by nT_s , $n \in \mathbb{Z}$. Hence, for any f_s , there is always a sample at $t = nT_s = 0$, which corresponds to a noisy observation of the task.

In order to avoid making conclusions that do not necessarily reflect matched filtering tasks, as considered here, we recall that those acquisition systems are rarely designed to recover a single sample. A more likely mode of operation involves periodically applying a matched filter without modifying the analog filter for each sample. Therefore, next, we evaluate how the sampling rate affects the ability of task-based ADCs to apply matched filtering at multiple time instances, which are not necessarily known at the design stage, using the same analog hardware. Now, our results from Subsection III-A can be used to design task-based ADCs for a specific time instant. Without loss of generality, we assume that the time instant of interest corresponds to $t = 0$, because we can always design the system w. r. t. $\tilde{\Gamma}(t) \triangleq \Gamma(t - t_0)$. Neglecting the quantization error, for $f_s > f_{\text{nyq}}$ it is possible to digitally interpolate the task, i. e., the matched filter output, for any time instant $t_0 \in \mathbb{R}$, i.e., $\tilde{\mathbf{s}}_{t_0} \triangleq (\Gamma * \mathbf{x})(t_0)$ can be recovered digitally. Consequently, designing the system for $t = 0$ is not a limitation. However, when employing sub-Nyquist sampling w. r. t. $\{y_k(t)\}_{k=1}^K$, perfect interpolation is no longer possible and the MSE becomes periodic with T_s in the time shift t_0 , as illustrated in Fig. 6. It can be observed that for sub-Nyquist sampling the MSE grows significantly when the desired time instant t_0 is not close to the sampling time instances. While Fig. 5 implies that when seeking to capture a quantity which can be represented as a single sample one can utilize arbitrarily small sampling rates, sampling below Nyquist rate limits the flexibility of the resulting system, and can induce substantial losses in the presence of time shifts. The numerical results here are obtained by inserting $\tilde{\Gamma}(f) \triangleq \mathcal{F}\{\Gamma(t - t_0)\} = \Gamma(f)e^{-j2\pi ft_0}$ for $\Gamma(f)$ in (16) in Proposition 1, where $\mathcal{F}\{\cdot\}$ denotes the FT.

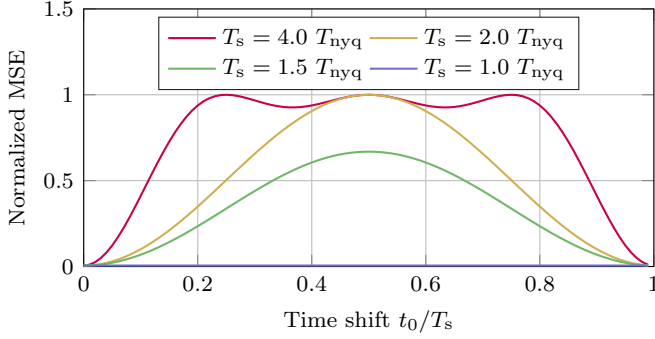


Fig. 6. Normalized MSE for recovering $\hat{\mathbf{s}}_{t_0} = (\mathbf{\Gamma} * \mathbf{x})(t_0)$ using $\mathbf{H}(f) = \mathbf{H}^o(f)$ which is designed to recover $\hat{\mathbf{s}} = (\mathbf{\Gamma} * \mathbf{x})(0)$ with $K = N$ and $b = 4$.

C. Evaluation Under Fixed Rate Budget

In almost any practical application we aim to estimate the task vector at multiple time instances and it is practical to assume that the time instant can be chosen digitally. Therefore, following our observations in Figs. 5-6, in order to faithfully compare the performance of task-based ADCs with different configurations, we numerically evaluate the *time-averaged* MSE $\frac{1}{T_s} \int_0^{T_s} \mathbb{E} \left\{ \|\hat{\mathbf{s}}_t - \mathbf{s}_t\|^2 \right\} dt$ in the following. We compare the minimum achievable normalized time-averaged MSE of the proposed task-based ADC system to analog and digital recovery under a fixed rate budget $R = K \cdot f_s \cdot b$. For the proposed system we perform a grid search over all feasible combinations of number of bits per sample $b \in \{1, \dots, 16\}$ and number of ADCs $K \in \{1, \dots, N\}$. For the analog and digital recovery systems, the number of ADCs is fixed to $K = N$ and $K = M$, respectively. Hence, for those systems we only perform a grid search over b . The sampling rate is then chosen as $f_s = \frac{R}{K \cdot b}$, because the time-averaged MSE is monotonically decreasing with increasing f_s .

In Fig. 7 it can be observed that the proposed task-based ADC system outperforms the two competing architectures significantly, when operating under a constraint on the bit rate: To achieve a normalized MSE of 10^{-5} , the proposed system requires only approx. 29% and approx. 8% of the rate as compared to analog and digital recovery systems, respectively. To achieve a normalized MSE of 10^{-7} the bit rate savings becomes smaller, i.e., the proposed system requires only approx. 50% and approx. 13% of the rate as compared to analog and digital recovery systems, respectively.

The MSE-minimizing configuration (K^o, f_s^o, b^o) of the proposed system, which yields the performance depicted in Fig. 7, is evaluated in Fig. 8. For very low rate budgets, i.e., for $R \leq 1$ Gbps, the MSE-minimizing system employs sub-Nyquist sampling, i.e., $f_s^o < f_{\text{nyq}}$. This shows that under a strict rate budget employing sub-Nyquist sampling in order to allow for an increased amplitude resolution minimizes the MSE. Notably, $b^o \geq 2$ holds for all considered rate budgets, i.e., 1-bit quantization never minimizes the MSE for the considered task. This is probably caused by the fact that in case of $b = 1$ all magnitude information is lost and hence, it is impossible to accurately recover \mathbf{s} . Moreover, in general we observe that with an increasing rate budget first the amplitude resolution b

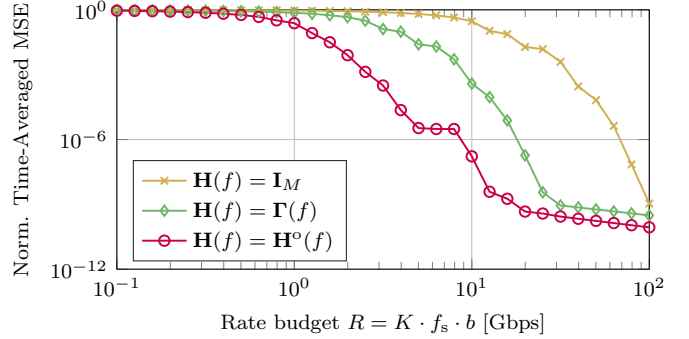


Fig. 7. Achievable normalized time-averaged MSE for a fixed rate budget R . Solution is obtained by a grid search over $K \in \{1, \dots, N\}$ and $b \in \{1, \dots, 16\}$, where the sampling rate is chosen as $f_s = \frac{R}{K \cdot b}$.

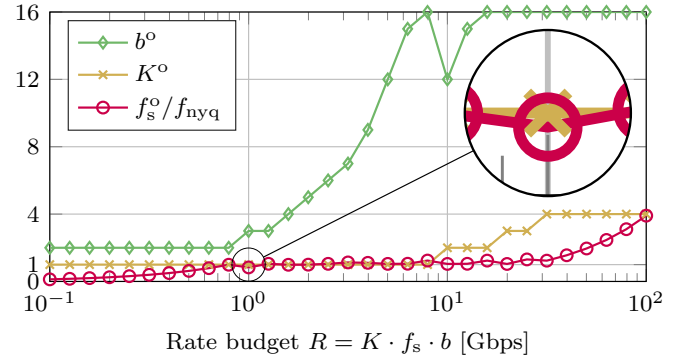


Fig. 8. MSE-minimizing configuration of the proposed system which yields the performance depicted in Fig. 7. For $R = 1$ Gbps the optimal sampling rate is given by $f_s^o/f_{\text{nyq}} = 83\%$, which corresponds to sub-Nyquist sampling.

and then the number of ADCs K is increased. For rate budgets $R \geq 30$ Gbps, it holds that $K^o = N$, i.e., the number of ADCs corresponds to the dimension of the task, while for lower rates it is observed that $K^o < N$, in agreement with Corollary 2. Significant oversampling, i.e., $f_s^o \gg f_{\text{nyq}}$ is only employed when b cannot be increased anymore (due to the restriction $b \leq 16$) and K is sufficient, i.e., $K = \max \text{rank}(\bar{\mathbf{\Gamma}}(f))$.

V. CONCLUSIONS

In this work, we proposed hybrid analog-digital task-based ADC systems, where the analog and digital filters were optimized to minimize the MSE in recovering a linear task vector from a set of CT zero-mean WSS input signals for a fixed sampling rate and quantizer resolution. We characterized the MSE-minimizing linear filters and obtained analytical expressions for the minimum achievable distortion. From our analytical results, we obtained design guidelines for practical systems. Moreover, our results prove that the proposed joint design is in general superior to implementing recovery solely in the analog or digital domain. Furthermore, in our numerical study, we utilized the analytical results to obtain the MSE-minimizing ADC configuration numerically under a constraint on the digital bit rate for the task of recovering the output of a MIMO matched filter. We showed that the proposed approach substantially outperforms analog and digital matched filtering. Additionally, we demonstrated numerically that sub-Nyquist

sampling of bandlimited signals can improve the accuracy of recovering a task vector subject to an overall bit budget constraint.

APPENDIX

A. Proof of Proposition 1

To identify the MSE-minimizing digital filter, we use the orthogonality principle, which states that $\hat{\mathbf{s}} = \sum_{n \in \mathbb{Z}} \tilde{\mathbf{G}}[n] \mathbf{z}[n]$ minimizes the MSE if and only if it holds that [26, eq. (7-92)] $\mathbb{E} \left\{ (\tilde{\mathbf{s}} - \hat{\mathbf{s}}) \left(\sum_{n \in \mathbb{Z}} \mathbf{A}[n] \mathbf{z}[n] \right)^T \right\} = \mathbf{0}_N, \forall \mathbf{A}[n] \in \mathbb{R}^{N \times K}$. By writing $\mathbf{C}_z[l] = \mathbb{E} \left\{ \mathbf{z}[n+l] \mathbf{z}^T[n] \right\}$, the condition becomes

$$\sum_{n \in \mathbb{Z}} \mathbb{E} \left\{ \tilde{\mathbf{s}} \mathbf{z}^T[n] \right\} \mathbf{A}^T[n] = \sum_{n \in \mathbb{Z}} \sum_{l \in \mathbb{Z}} \tilde{\mathbf{G}}[l] \tilde{\mathbf{C}}_z[n-l] \mathbf{A}^T[n], \quad (\text{A1})$$

which in turn implies that

$$\mathbb{E} \left\{ \tilde{\mathbf{s}} \mathbf{z}^T[n] \right\} = \sum_{l \in \mathbb{Z}} \tilde{\mathbf{G}}[l] \tilde{\mathbf{C}}_z[n-l] = \left(\tilde{\mathbf{G}} * \tilde{\mathbf{C}}_z \right) [n]. \quad (\text{A2})$$

Furthermore, since $\mathbf{y}[n] = T_s (\mathbf{H} * \mathbf{x})(nT_s)$, it follows

$$\mathbf{z}[n] = T_s \int_{\mathbb{R}} \mathbf{H}(\tau) \mathbf{x}(nT_s - \tau) d\tau + \mathbf{e}[n]. \quad (\text{A3})$$

Inserting (1) and (A3) into the LHS of (A2) yields

$$\begin{aligned} \mathbb{E} \left\{ \tilde{\mathbf{s}} \mathbf{z}^T[n] \right\} &\stackrel{(a)}{=} T_s \int_{\mathbb{R}} \int_{\mathbb{R}} \tilde{\mathbf{\Gamma}}(t) \tilde{\mathbf{C}}_x(nT_s - \tau - t) \mathbf{H}^T(\tau) dt d\tau \\ &= \left(\tilde{\mathbf{\Gamma}} * \tilde{\mathbf{C}}_x * \mathbf{H}^T \right) [n], \end{aligned} \quad (\text{A4})$$

where (a) is due to the fact that the quantization noise $\mathbf{e}[n]$ is uncorrelated to the quantizer input for the considered non-subtractive dithered quantizers, and $\mathbf{C}_x(\tau) \triangleq \mathbb{E} \left\{ \mathbf{x}(t+\tau) \mathbf{x}^T(t) \right\}$. Combining (A2)-(A4) yields

$$\left(\tilde{\mathbf{G}} * \tilde{\mathbf{C}}_z \right) [n] = \left(\tilde{\mathbf{\Gamma}} * \tilde{\mathbf{C}}_x * \mathbf{H}^T \right) [n]. \quad (\text{A5})$$

Taking the discrete-time FT (DTFT) of (A5) yields

$$\begin{aligned} \mathbf{G}^*(e^{j2\pi f T_s}) \cdot \mathbf{C}_z^*(e^{j2\pi f T_s}) &= \\ &= \sum_{k \in \mathbb{Z}} \mathbf{\Gamma}^*(f - kf_s) \mathbf{C}_x^*(f - kf_s) \mathbf{H}^T(f - kf_s). \end{aligned} \quad (\text{A6})$$

Solving (A6) for $\mathbf{G}(e^{j2\pi f T_s})$ and taking the inverse DTFT proves (13).

Next, we express the resulting MSE. For a given analog filter $\mathbf{H}(f)$, the MSE of the digital recovery filter $\mathbf{G}[n]$ is

$$\begin{aligned} \text{MSE}(\mathbf{H}(f)) &= \mathbb{E} \left\{ \|\tilde{\mathbf{s}} - \hat{\mathbf{s}}\|^2 \right\} \stackrel{(a)}{=} \mathbb{E} \left\{ \|\tilde{\mathbf{s}}\|^2 \right\} - \mathbb{E} \left\{ \tilde{\mathbf{s}}^T \hat{\mathbf{s}} \right\} \\ &= \mathbb{E} \left\{ \|\tilde{\mathbf{s}}\|^2 \right\} - \text{tr} \left(\mathbb{E} \left\{ \tilde{\mathbf{s}} \hat{\mathbf{s}}^T \right\} \right), \end{aligned} \quad (\text{A7})$$

where (a) follows from the orthogonality principle. Using (10), the second summand in (A7) can be rewritten as

$$\begin{aligned} \mathbb{E} \left\{ \tilde{\mathbf{s}} \hat{\mathbf{s}}^T \right\} &= \mathbb{E} \left\{ \tilde{\mathbf{s}} \left(\sum_{n \in \mathbb{Z}} \tilde{\mathbf{G}}[n] \mathbf{z}[n] \right)^T \right\} \\ &\stackrel{(a)}{=} \sum_{n \in \mathbb{Z}} \left(\tilde{\mathbf{G}} * \tilde{\mathbf{C}}_z \right) [n] \tilde{\mathbf{G}}^T[n] = \left(\mathbf{G} * \mathbf{C}_z * \tilde{\mathbf{G}}^T \right) [0] \\ &= T_s \int_{-\frac{f_s}{2}}^{\frac{f_s}{2}} \mathbf{G}(e^{j2\pi f T_s}) \mathbf{C}_z(e^{j2\pi f T_s}) \mathbf{G}^H(e^{j2\pi f T_s}) df, \end{aligned} \quad (\text{A8})$$

where (a) follows from (A2). Substituting $\mathbf{G}(e^{j2\pi f T_s})$ from (A6) into (A8), and inserting the result into (A7) yields (15), which concludes the proof. ■

B. Proof of Theorem 1

We prove the theorem by finding the analog filter $\mathbf{H}(f)$ which minimizes the MSE expression from Proposition 1, given by (15). Because $\mathbb{E} \left\{ \|\tilde{\mathbf{s}}\|^2 \right\}$ is independent of $\mathbf{H}(f)$, the expression is minimized by maximizing the second term w. r. t. $\mathbf{H}(f)$. We therefore first express the optimization solely with respect to $\mathbf{H}(f)$ by formulating the relation between $\mathbf{H}(f)$ and the the quantization error variance $\frac{\Delta^2}{4}$. Then, we use the resulting optimization problem to identify the matrices comprising (19).

Since $\tilde{y}_k[n]$ is the sum of the independent variables $y_k[n]$ and $w_k[n]$, where $\mathbb{E} \left\{ w_k^2 \right\} = \frac{\Delta^2}{6}$ and $\Delta = \frac{2\gamma}{2^b}$, it holds that (6) can be written as

$$\begin{aligned} \gamma^2 &= \eta^2 \left(\max_{k \in \mathcal{K}} \mathbb{E} \left\{ y_k^2[n] \right\} + \frac{2\gamma^2}{3 \cdot 2^{2b}} \right) \\ \Rightarrow \gamma^2 &= \bar{\kappa} \max_{k \in \mathcal{K}} \mathbb{E} \left\{ y_k^2[n] \right\} = \bar{\kappa} \max_{k \in \mathcal{K}} [\mathbf{C}_y[0]]_{k,k}, \end{aligned} \quad (\text{A9})$$

with $\bar{\kappa} = \eta^2 \left(1 - \frac{2\eta^2}{3 \cdot 2^{2b}} \right)^{-1}$, and

$$\mathbf{C}_y[0] = T_s^2 \int_{-\frac{f_s}{2}}^{\frac{f_s}{2}} \sum_{k \in \mathbb{Z}} \mathbf{H}_k(f) \mathbf{C}_{x,k}(f) \mathbf{H}_k^H(f) df, \quad (\text{A10})$$

where we used the shorthand notations $\mathbf{H}_k(f) \triangleq \mathbf{H}(f - kf_s)$ and $\mathbf{C}_{x,k}(f) \triangleq \mathbf{C}_x(f - kf_s)$. Inserting (A9) and $\Delta = \frac{2\gamma}{2^b}$ into (9) and subsequently applying the DTFT yields

$$\mathbf{C}_e(e^{j2\pi f T_s}) = \kappa \max_{k \in \mathcal{K}} [\mathbf{C}_y[0]]_{k,k} \mathbf{I}_K, \quad (\text{A11})$$

with $\kappa = \frac{\bar{\kappa}}{2^{2b}}$. Then, from (A3) it follows that $\mathbf{C}_z(e^{j2\pi f T_s}) = T_s \sum_{k \in \mathbb{Z}} \mathbf{H}_k(f) \mathbf{C}_{x,k}(f) \mathbf{H}_k^H(f) + \mathbf{C}_e(e^{j2\pi f T_s})$. Combining this expression for $\mathbf{C}_z(\cdot)$ with (A10), (A11) and (15), we formulate the optimization of the analog filter $\mathbf{H}(f)$ as the maximization problem given in (A13). The objective (A13) can be optimized separately for any $f \in \left[-\frac{f_s}{2}, \frac{f_s}{2} \right]$. Furthermore, as our derivation is carried out for bandlimited inputs, the infinite sums in (A13) can be written as finite sums over $(2\Upsilon + 1)$ terms. In particular, using definitions (17)-(18) and the fact that $\mathbf{C}_{x,k}(f) = \mathbf{L}_k(f) \mathbf{L}_k^H(f)$, it holds that $\sum_{k=-\Upsilon}^{\Upsilon} \mathbf{\Gamma}_k(f) \mathbf{C}_{x,k}(f) \mathbf{H}_k^H(f) = \tilde{\mathbf{\Gamma}}(f) \tilde{\mathbf{H}}^H(f)$. Hence, the optimization problem (A13) can be rewritten as (A14). Next, we use the singular value decomposition (SVD):

$$\tilde{\mathbf{H}}(f) = \tilde{\mathbf{U}}(f) \tilde{\mathbf{\Sigma}}(f) \tilde{\mathbf{V}}^H(f), \quad (\text{A12})$$

where $\tilde{\mathbf{U}}(f) \in \mathbb{C}^{K \times K}$ and $\tilde{\mathbf{V}}(f) \in \mathbb{C}^{\tilde{M} \times \tilde{M}}$ are unitary matrices and $\tilde{\mathbf{\Sigma}}(f) \in \mathbb{R}^{K \times \tilde{M}}$ is a diagonal matrix containing the singular values of $\tilde{\mathbf{H}}(f)$ in descending order on its diagonal. Inserting (A12) into (A14) yields (A15). From (A15) it can be seen that $\tilde{\mathbf{U}}(f)$ only affects the term $\rho \triangleq \kappa T_s \max_{k \in \mathcal{K}} \left[\int_{-\frac{f_s}{2}}^{\frac{f_s}{2}} \tilde{\mathbf{U}}(f') \tilde{\mathbf{\Sigma}}(f') \tilde{\mathbf{\Sigma}}^H(f') \tilde{\mathbf{U}}^H(f') df' \right]_{k,k}$. Then, following similar steps as in [5, Appendix C], it holds that for any pair of positive semi-definite matrices $\mathbf{M}_1, \mathbf{M}_2$, the scalar function $f(\rho) = \text{tr}(\mathbf{M}_1(\mathbf{M}_2 + \rho \mathbf{I})^{-1})$ is monotonically

$$\begin{aligned} \max_{\mathbf{H}(f)} \quad & \text{tr} \left(\int_{-\frac{f_s}{2}}^{\frac{f_s}{2}} \left(\sum_{k \in \mathcal{Z}} \mathbf{\Gamma}_k(f) \mathbf{C}_{x,k}(f) \mathbf{H}_k^H(f) \right) \left(\sum_{l \in \mathcal{Z}} \mathbf{H}_l(f) \mathbf{C}_{x,l}(f) \mathbf{H}_l^H(f) \right. \right. \\ & \left. \left. + \kappa T_s \max_{k \in \mathcal{K}} \left[\int_{-\frac{f_s}{2}}^{\frac{f_s}{2}} \sum_{m \in \mathcal{Z}} \mathbf{H}_m(f') \mathbf{C}_{x,m}(f') \mathbf{H}_m^H(f') df' \right]_{k,k} \mathbf{I}_K \right)^{-1} \left(\sum_{n \in \mathcal{Z}} \mathbf{H}_n(f) \mathbf{C}_{x,n}^H(f) \mathbf{\Gamma}_n^H(f) \right) df \right) \quad (\text{A13}) \end{aligned}$$

$$\max_{\bar{\mathbf{H}}(f)} \quad \text{tr} \left(\int_{-\frac{f_s}{2}}^{\frac{f_s}{2}} \bar{\mathbf{\Gamma}}(f) \bar{\mathbf{H}}^H(f) \left(\bar{\mathbf{H}}(f) \bar{\mathbf{H}}^H(f) + \kappa T_s \max_{k \in \mathcal{K}} \left[\int_{-\frac{f_s}{2}}^{\frac{f_s}{2}} \bar{\mathbf{H}}(f') \bar{\mathbf{H}}^H(f') df' \right]_{k,k} \mathbf{I}_K \right)^{-1} \bar{\mathbf{H}}(f) \bar{\mathbf{\Gamma}}^H(f) df \right) \quad (\text{A14})$$

$$\begin{aligned} \max_{\bar{\mathbf{U}}(f), \bar{\mathbf{\Sigma}}(f), \bar{\mathbf{V}}(f)} \quad & \text{tr} \left(\int_{-\frac{f_s}{2}}^{\frac{f_s}{2}} \bar{\mathbf{\Gamma}}(f) \bar{\mathbf{V}}(f) \bar{\mathbf{\Sigma}}^H(f) \left(\bar{\mathbf{\Sigma}}(f) \bar{\mathbf{\Sigma}}^H(f) + \kappa T_s \max_{k \in \mathcal{K}} \left[\int_{-\frac{f_s}{2}}^{\frac{f_s}{2}} \bar{\mathbf{U}}(f') \bar{\mathbf{\Sigma}}(f') \bar{\mathbf{\Sigma}}^H(f') \bar{\mathbf{U}}^H(f') df' \right]_{k,k} \mathbf{I}_K \right)^{-1} \right. \\ & \left. \times \bar{\mathbf{\Sigma}}(f) \bar{\mathbf{V}}^H(f) \bar{\mathbf{\Gamma}}^H(f) df \right) \quad (\text{A15}) \end{aligned}$$

$$\max_{\bar{\mathbf{\Sigma}}(f), \bar{\mathbf{V}}(f)} \quad \text{tr} \left(\int_{-\frac{f_s}{2}}^{\frac{f_s}{2}} \bar{\mathbf{\Gamma}}(f) \bar{\mathbf{V}}(f) \bar{\mathbf{\Sigma}}^H(f) \left(\bar{\mathbf{\Sigma}}(f) \bar{\mathbf{\Sigma}}^H(f) + \frac{\kappa T_s}{K} \text{tr} \left(\int_{-\frac{f_s}{2}}^{\frac{f_s}{2}} \bar{\mathbf{\Sigma}}(f') \bar{\mathbf{\Sigma}}^H(f') df' \right) \mathbf{I}_K \right)^{-1} \bar{\mathbf{\Sigma}}(f) \bar{\mathbf{V}}^H(f) \bar{\mathbf{\Gamma}}^H(f) df \right) \quad (\text{A16})$$

decreasing with ρ for $\rho > 0$. Hence, $f(\rho)$ is maximized by minimizing ρ . Using [29, Corollary 2.4], it follows that

$$\begin{aligned} \min_{\bar{\mathbf{U}}(f)} \max_{k \in \mathcal{K}} \quad & \left[\int_{-\frac{f_s}{2}}^{\frac{f_s}{2}} \bar{\mathbf{U}}(f') \bar{\mathbf{\Sigma}}(f') \bar{\mathbf{\Sigma}}^H(f') \bar{\mathbf{U}}^H(f') df' \right]_{k,k} \\ & = \frac{1}{K} \text{tr} \left(\int_{-\frac{f_s}{2}}^{\frac{f_s}{2}} \bar{\mathbf{\Sigma}}(f') \bar{\mathbf{\Sigma}}^H(f') df' \right), \quad (\text{A17}) \end{aligned}$$

where the minimizing unitary matrix $\bar{\mathbf{U}}$, denoted as $\bar{\mathbf{U}}_{\mathbf{H}}(f)$, can be obtained using [29, Algorithm 2.2]. Substituting (A17) into (A15) yields (A16). Noting that (A16) is invariant to any scalar scaling of $\bar{\mathbf{\Sigma}}(f)$, i.e., replacing $\bar{\mathbf{\Sigma}}(f)$ with $c\bar{\mathbf{\Sigma}}(f)$, $\forall c \in \mathbb{R}$, we can rewrite the unconstrained optimization problem (A16) as an equivalent constrained optimization problem:

$$\begin{aligned} \max_{\bar{\mathbf{\Sigma}}(f), \bar{\mathbf{V}}(f)} \quad & \text{tr} \left(\int_{-\frac{f_s}{2}}^{\frac{f_s}{2}} \bar{\mathbf{\Gamma}}(f) \bar{\mathbf{V}}(f) \bar{\mathbf{\Sigma}}^H(f) \left(\bar{\mathbf{\Sigma}}(f) \bar{\mathbf{\Sigma}}^H(f) + \frac{1}{2^{2b}} \mathbf{I}_K \right)^{-1} \right. \\ & \left. \times \bar{\mathbf{\Sigma}}(f) \bar{\mathbf{V}}^H(f) \bar{\mathbf{\Gamma}}^H(f) df \right) \quad (\text{A18a}) \end{aligned}$$

$$\text{s.t.} \quad \frac{\bar{\kappa} T_s}{K} \text{tr} \left(\int_{-\frac{f_s}{2}}^{\frac{f_s}{2}} \bar{\mathbf{\Sigma}}(f') \bar{\mathbf{\Sigma}}^H(f') df' \right) = 1. \quad (\text{A18b})$$

Note that the equality constraint (A18b) is invariant to $\bar{\mathbf{V}}(f)$. Hence, maximizing (A18) w. r. t. $\bar{\mathbf{V}}(f)$ yields the following unconstrained maximization problem

$$\bar{\mathbf{V}}_{\mathbf{H}}(f) = \arg \max_{\bar{\mathbf{V}}(f)} \int_{-\frac{f_s}{2}}^{\frac{f_s}{2}} \text{tr}(\mathbf{B}(f) \mathbf{D}(f)) df, \quad (\text{A19})$$

with $\mathbf{B}(f) \triangleq \bar{\mathbf{V}}^H(f) \bar{\mathbf{\Gamma}}^H(f) \bar{\mathbf{\Gamma}}(f) \bar{\mathbf{V}}(f)$ and $\mathbf{D}(f) \triangleq \bar{\mathbf{\Sigma}}^H(f) \left(\bar{\mathbf{\Sigma}}(f) \bar{\mathbf{\Sigma}}^H(f) + \frac{1}{2^{2b}} \mathbf{I}_K \right)^{-1} \bar{\mathbf{\Sigma}}(f)$. The matrix $\mathbf{D}(f)$ is diagonal with descending entries $[\mathbf{D}(f)]_{i,i} = \frac{[\bar{\mathbf{\Sigma}}(f)]_{i,i}^2}{[\bar{\mathbf{\Sigma}}(f)]_{i,i}^2 + \frac{1}{2^{2b}}}$, $i \in \bar{\mathcal{M}} \triangleq \{1, \dots, \bar{M}\}$. From [34, Th. II.1] it follows that

$$\text{tr}(\mathbf{B}(f) \mathbf{D}(f)) \leq \sum_{i=1}^{\bar{M}} \lambda_{\mathbf{B}(f),i} \lambda_{\mathbf{D}(f),i}, \quad (\text{A20})$$

where $\lambda_{\mathbf{B}(f),i}$ and $\lambda_{\mathbf{D}(f),i} = [\mathbf{D}(f)]_{i,i}$, $i \in \bar{\mathcal{M}}$, denote the i th eigenvalue of $\mathbf{B}(f)$ and $\mathbf{D}(f)$, respectively. From the *rearrangement inequality* [35, Th. 368] it follows that the right-hand side (RHS) of (A20) is maximized if the eigenvalues $\lambda_{\mathbf{B}(f),i}$ are also in descending order. In this case, the upper-bound in (A20) is tight. Hence, $\bar{\mathbf{V}}_{\mathbf{H}}(f)$ is the right-singular vectors matrix of $\bar{\mathbf{\Gamma}}(f)$, i.e., by writing the SVD of $\bar{\mathbf{\Gamma}}(f)$ as $\bar{\mathbf{\Gamma}}(f) = \bar{\mathbf{U}}_{\mathbf{\Gamma}}(f) \bar{\mathbf{\Sigma}}_{\mathbf{\Gamma}}(f) \bar{\mathbf{V}}_{\mathbf{\Gamma}}^H(f)$ in which the diagonal entries of $\bar{\mathbf{\Sigma}}_{\mathbf{\Gamma}}(f)$ are sorted in descending order, it holds that $\bar{\mathbf{V}}_{\mathbf{H}}(f) = \bar{\mathbf{V}}_{\mathbf{\Gamma}}(f)$. Substituting $\bar{\mathbf{V}}(f) = \bar{\mathbf{V}}_{\mathbf{H}}(f)$ into (A18) and noting that all resulting matrices are diagonal, we obtain

$$\max_{\alpha_i(f) \geq 0} \quad \int_{-\frac{f_s}{2}}^{\frac{f_s}{2}} \sum_{i=1}^{\min(K, \bar{M})} \frac{\sigma_{\bar{\mathbf{\Gamma}},i}^2(f) \alpha_i(f)}{\alpha_i(f) + \frac{1}{2^{2b}}} df \quad (\text{A21a})$$

$$\text{s.t.} \quad \frac{\bar{\kappa} T_s}{K} \int_{-\frac{f_s}{2}}^{\frac{f_s}{2}} \sum_{i=1}^{\min(K, \bar{M})} \alpha_i(f) df = 1, \quad (\text{A21b})$$

where $\sigma_{\bar{\mathbf{\Gamma}},i}^2(f) = [\bar{\mathbf{\Sigma}}_{\mathbf{\Gamma}}(f)]_{i,i}^2$ and $\alpha_i(f) = [\bar{\mathbf{\Sigma}}(f)]_{i,i}^2$, $i \in \bar{\mathcal{M}}$. The function $\frac{\sigma_{\bar{\mathbf{\Gamma}},i}^2(f) \alpha_i(f)}{\alpha_i(f) + \frac{1}{2^{2b}}}$ is concave in $\alpha_i(f)$ for $\alpha_i(f) \geq 0$. Hence, the objective (A21a) is concave in $\alpha_i(f)$, as the sum and integral operations preserve concavity [36, Sec. 3.2.1]. Furthermore, since the objective and constraint of (A21) are differentiable, the Karush Kuhn Tucker (KKT) conditions are necessary and sufficient for optimality [36, Sec. 5.5.3]. Solving the KKT conditions of (A21) yields the solution

$$\alpha_i(f) = \frac{1}{2^{2b}} \left(\sqrt{\frac{2^{2b} K}{\bar{\kappa} T_s \mu} \sigma_{\bar{\mathbf{\Gamma}},i}^2(f)} - 1 \right)^+, \quad (\text{A22})$$

where μ is set such that (A21b) holds. As μ scales $\sigma_{\bar{\mathbf{\Gamma}},i}^2(f)$ in (A22), we can simplify (A22) to

$$\alpha_i(f) = \frac{1}{2^{2b}} (\zeta \sigma_{\bar{\mathbf{\Gamma}},i}^2(f) - 1)^+, \quad (\text{A23})$$

where now ζ has to be chosen such that (A21b) holds. Using (A23), the MSE-minimizing matrix of singular values, denoted as $\bar{\mathbf{\Sigma}}_{\mathbf{H}}(f)$, is

$$[\bar{\Sigma}_{\mathbf{H}}(f)]_{i,i} = \sqrt{\alpha_i(f)}, \quad i \in \{1, \dots, \min(K, \bar{M})\}. \quad (\text{A24})$$

Finally, inserting $\bar{\mathbf{V}}(f) = \bar{\mathbf{V}}_{\mathbf{H}}(f)$ and (A24) into (A12) and utilizing (A17) proves (19). Moreover, from (A18) it follows $\frac{\Delta^2}{4} = \frac{1}{2^{2b}}$. Hence, inserting $\Delta = \frac{2\gamma}{2^b}$ proves $\gamma = 1$. Furthermore, the objective (A21a) equals the trace in the RHS of (15). Hence, inserting (A24) into (A21a) and inserting the result to the RHS of (15) yields (22), concluding the proof. ■

C. Proof of Corollary 2 and 3

Noting that the MSE expression given by (22) is monotonically decreasing in ζ , we conclude that ζ should be maximized.

We begin by proving Corollary 2. Let L denote the maximum number of non-zero singular values $\sigma_{\bar{\Gamma},i}(f)$ of $\bar{\Gamma}(f)$. By definition, L is the maximal value of $\text{rank}(\bar{\Gamma}(f))$ over $f \in [-\frac{f_s}{2}, \frac{f_s}{2}]$. For $K \geq L$, it holds that $\sigma_{\bar{\Gamma},i}(f) = 0$ for $i > L$, and thus, by (21), ζ is chosen such that

$$\frac{\bar{\kappa} T_s}{K 2^{2b}} \int_{-\frac{f_s}{2}}^{\frac{f_s}{2}} \sum_{i=1}^{\min(L, \bar{M})} (\zeta \sigma_{\bar{\Gamma},i}(f) - 1)^+ df = 1. \quad (\text{A25})$$

Using $\bar{\kappa} = \eta^2 (1 - \frac{2\eta^2}{3 \cdot 2^{2b}})^{-1}$, (A25) implies that

$$\int_{-\frac{f_s}{2}}^{\frac{f_s}{2}} \sum_{i=1}^{\min(L, \bar{M})} (\zeta \sigma_{\bar{\Gamma},i}(f) - 1)^+ df = K f_s \left(\frac{2^{2b}}{\eta^2} - \frac{2}{3} \right). \quad (\text{A26})$$

The RHS of (A26) should be maximized in order to maximize ζ . Furthermore, under a fixed rate budget $R = K \cdot f_s \cdot b$, we can define the quantizer resolution as $b = \left\lfloor \frac{R}{K \cdot f_s} \right\rfloor$, where we restrict ourselves to combinations of K and f_s , such that $b \geq 1$. Now substituting this expression of b into the RHS of (A26) yields an expression which is monotonically decreasing in K for a given f_s . As a result, for $K \geq L$, the MSE expression (22) is minimized for $K = L$, which concludes the proof of Corollary 2.

Next we prove Corollary 3. Again we insert $b = \left\lfloor \frac{R}{K \cdot f_s} \right\rfloor \geq 1$ into the RHS of (A26) in order to maximize ζ . However, now for fixed K . Thereby, we obtain an expression which is monotonically decreasing in f_s . Hence, ζ is maximized by maximizing b , which concludes the proof of Corollary 3. ■

D. Proof of Corollary 4

We seek necessary and sufficient conditions for $\mathbf{H}^o(f) = \Gamma(f)$, which implies $K = N$. For $\mathbf{H}^o(f) = \Gamma(f)$ it follows from (17) and (18) that

$$\bar{\Gamma}(f) = \bar{\mathbf{H}}(f) = \bar{\mathbf{U}}_{\mathbf{H}}(f) \bar{\Sigma}_{\mathbf{H}}(f) \bar{\mathbf{V}}_{\mathbf{H}}^H(f). \quad (\text{A27})$$

$\bar{\mathbf{V}}_{\mathbf{H}}(f)$ already equals the matrix of right-singular vectors of $\bar{\Gamma}(f)$. Therefore, $\mathbf{H}(f) = \Gamma(f)$ is optimal if and only if $\bar{\Gamma}(f) \bar{\Gamma}^H(f) = \bar{\mathbf{U}}_{\mathbf{H}}(f) \bar{\Sigma}_{\mathbf{H}}(f) \bar{\Sigma}_{\mathbf{H}}^H(f) \bar{\mathbf{U}}_{\mathbf{H}}^H(f)$. This implies that

$$[\bar{\Sigma}_{\mathbf{H}}(f)]_{i,i}^2 = \sigma_{\bar{\Gamma},i}^2(f), \quad \forall i \in \mathcal{K}, \quad \forall f \in \left[-\frac{f_s}{2}, \frac{f_s}{2}\right],$$

where $\sigma_{\bar{\Gamma},i}(f)$ denotes the i th singular value of $\bar{\Gamma}(f)$. If $\bar{\Gamma}(f) \bar{\Gamma}^H(f)$ is non-singular for all $|f| < f_s/2$, it follows $\sigma_{\bar{\Gamma},i}(f) \neq 0, \forall i \in \mathcal{K}, \forall |f| < f_s/2$. Thus, using (20) yields

$$\sigma_{\bar{\Gamma},i}^2(f) = \frac{1}{2^{2b}} (\zeta \cdot \sigma_{\bar{\Gamma},i}(f) - 1)^+ = \frac{\zeta \cdot \sigma_{\bar{\Gamma},i}(f) - 1}{2^{2b}}. \quad (\text{A28})$$

Hence, $\zeta \cdot \sigma_{\bar{\Gamma},i}(f) > 1$ for all $i \in \mathcal{K}$. Moreover, due to (A28):

$$\sigma_{\bar{\Gamma},i}(f) = \frac{1}{2^{2b+1}} \left(\zeta \pm \sqrt{\zeta^2 - 4^{b+1}} \right) \equiv \sigma_{\bar{\Gamma}}, \quad (\text{A29})$$

i. e., the singular values $\sigma_{\bar{\Gamma},i}(f)$ are identical for all $i \in \mathcal{K}$ and for all $f \in [-\frac{f_s}{2}, \frac{f_s}{2}]$. Hence, $\bar{\Sigma}_{\mathbf{H}}(f) \bar{\Sigma}_{\mathbf{H}}^H(f) = \sigma_{\bar{\Gamma}}^2 \mathbf{I}_K$. Moreover, $\bar{\mathbf{U}}_{\mathbf{H}}(f) = \bar{\mathbf{U}}_{\mathbf{H}}$ can be an arbitrary unitary matrix and both conditions on $\bar{\mathbf{U}}_{\mathbf{H}}(f)$, i. e., the condition in Theorem 1 and the condition $\bar{\Gamma}(f) \bar{\Gamma}^H(f) = \bar{\mathbf{U}}_{\mathbf{H}}(f) \bar{\Sigma}_{\mathbf{H}}(f) \bar{\Sigma}_{\mathbf{H}}^H(f) \bar{\mathbf{U}}_{\mathbf{H}}^H(f)$, are satisfied. As a result, analog recovery is optimal if and only if

$$\bar{\Gamma}(f) \bar{\Gamma}^H(f) = \sigma_{\bar{\Gamma}}^2 \mathbf{I}_N. \quad (\text{A30})$$

Furthermore, from (17) it follows

$$\bar{\Gamma}(f) \bar{\Gamma}^H(f) = \sum_{k=-\Upsilon}^{\Upsilon} \Gamma_k(f) \mathbf{C}_{\mathbf{x},k}(f) \Gamma_k^H(f) \stackrel{(a)}{=} \sigma_{\bar{\Gamma}}^2 \mathbf{I}_N, \quad (\text{A31})$$

where $\Gamma_k(f) = \Gamma(f - k f_s)$ and (a) is due to (A30). Moreover, the covariance matrix of the analog MMSE estimate $\tilde{\mathbf{s}}$ is given by (cf. (1))

$$\begin{aligned} \mathbf{C}_{\tilde{\mathbf{s}}} &= \left(\bar{\Gamma} * \mathbf{C}_{\mathbf{x}} * \bar{\Gamma}^T \right) (0) = \int_{\mathbb{R}} \Gamma(f) \mathbf{C}_{\mathbf{x}}(f) \Gamma^H(f) df \\ &= \lim_{\Upsilon \rightarrow \infty} \sum_{k=-\Upsilon}^{\Upsilon} \int_{-\frac{f_s}{2}}^{\frac{f_s}{2}} \Gamma_k(f) \mathbf{C}_{\mathbf{x},k}(f) \Gamma_k^H(f) df \\ &\stackrel{(a)}{=} \int_{-\frac{f_s}{2}}^{\frac{f_s}{2}} \sigma_{\bar{\Gamma}}^2 \mathbf{I}_N df = \underbrace{f_s \sigma_{\bar{\Gamma}}^2}_{=c} \mathbf{I}_N, \end{aligned} \quad (\text{A32})$$

where (a) is due to (A31). This concludes the proof. ■

E. Proof of Lemmas 1-2

In our proof of the individual lemmas we use fact that the variance of the MMSE estimate $\tilde{\mathbf{s}}$ can be written as

$$\begin{aligned} \mathbb{E} \{ \|\tilde{\mathbf{s}}\|^2 \} &= \mathbb{E} \left\{ \text{tr} \left(\tilde{\mathbf{s}} \tilde{\mathbf{s}}^T \right) \right\} = \text{tr} \left(\left(\bar{\Gamma} * \mathbf{C}_{\mathbf{x}} * \bar{\Gamma}^T \right) (0) \right) \\ &= \text{tr} \left(\int_{\mathbb{R}} \Gamma(f) \mathbf{C}_{\mathbf{x}}(f) \Gamma^H(f) df \right) \\ &\stackrel{(a)}{=} \text{tr} \left(\int_{-\frac{f_s}{2}}^{\frac{f_s}{2}} \bar{\Gamma}(f) \bar{\Gamma}^H(f) df \right), \end{aligned} \quad (\text{A33})$$

where (a) is due to splitting the integration into intervals of length f_s , exchanging the sum and integral operations and using $\bar{\Gamma}(f) \bar{\Gamma}^H(f) = \sum_{k \in \mathbb{Z}} \Gamma_k(f) \mathbf{C}_{\mathbf{x},k}(f) \Gamma_k^H(f)$.

We first prove Lemma 1. To that aim, we note that using (17)-(18) combined with (A10)-(A11), the MSE (15) becomes

$$\begin{aligned} \text{MSE}(\mathbf{H}(f)) &= \mathbb{E} \{ \|\tilde{\mathbf{s}}\|^2 \} - \text{tr} \left(\int_{-\frac{f_s}{2}}^{\frac{f_s}{2}} \bar{\Gamma}(f) \bar{\mathbf{H}}^H(f) \left(\bar{\mathbf{H}}(f) \bar{\mathbf{H}}^H(f) \right. \right. \\ &\quad \left. \left. + \kappa T_s \max_{k \in \mathcal{K}} \left[\tilde{\mathbf{C}}_{\mathbf{y}}[0] \right]_{k,k} \mathbf{I}_K \right)^{-1} \bar{\mathbf{H}}(f) \bar{\Gamma}^H(f) df \right), \end{aligned} \quad (\text{A34})$$

where $\kappa = \frac{\bar{\kappa}}{2^{2b}}$ and $\tilde{\mathbf{C}}_{\mathbf{y}}[l] = \frac{1}{T_s^2} \mathbf{C}_{\mathbf{y}}[l]$. Recall that we focus on bandlimited inputs, as we did in our derivation of Theorem 1. Consequently, for $T_s \rightarrow 0$, the Shannon-Nyquist sampling theorem is satisfied for T_s small enough. In this case, neither

$\bar{\Gamma}(f)$ nor $\bar{\mathbf{H}}(f)$ depend on T_s (cf. Corollary 1), and thus taking $T_s \rightarrow 0$ in (A34) and using (25) results in

$$\begin{aligned} \text{MSE}(\mathbf{H}(f)) &\xrightarrow{T_s \rightarrow 0} \mathbb{E} \{ \|\tilde{\mathbf{s}}\|^2 \} - \text{tr} \left(\int_{-\frac{f_s}{2}}^{\frac{f_s}{2}} \bar{\Gamma}(f) \bar{\Gamma}^H(f) df \right) \\ &\stackrel{(a)}{=} \mathbb{E} \{ \|\tilde{\mathbf{s}}\|^2 \} - \mathbb{E} \{ \|\mathbf{s}\|^2 \} = 0, \end{aligned} \quad (\text{A35})$$

where (a) is due to (A33). This proves Lemma 1.

Next, we prove Lemma 2. Here, we note that

$$\lim_{b \rightarrow \infty} \kappa = \lim_{b \rightarrow \infty} \frac{\eta^2}{2^{2b}} \left(1 - \frac{2\eta^2}{3 \cdot 2^{2b}} \right)^{-1} \xrightarrow{b \rightarrow \infty} 0. \quad (\text{A36})$$

Consequently, letting $b \rightarrow \infty$ in (A34) and using (A36) and the condition (25), we obtain

$$\begin{aligned} \text{MSE}(\mathbf{H}(f)) &\xrightarrow{b \rightarrow \infty} \mathbb{E} \{ \|\tilde{\mathbf{s}}\|^2 \} - \text{tr} \left(\int_{-\frac{f_s}{2}}^{\frac{f_s}{2}} \bar{\Gamma}(f) \bar{\Gamma}^H(f) df \right) \\ &\stackrel{(a)}{=} \mathbb{E} \{ \|\tilde{\mathbf{s}}\|^2 \} - \mathbb{E} \{ \|\mathbf{s}\|^2 \} = 0, \end{aligned} \quad (\text{A37})$$

where (a) is again due to (A33), concluding the proof. ■

REFERENCES

- [1] Y. C. Eldar, *Sampling theory: Beyond bandlimited systems*. Cambridge, UK: Cambridge Univ. Press, 2015.
- [2] N. Shlezinger and Y. C. Eldar, "Task-based quantization with application to MIMO receivers," *arXiv preprint arXiv:2002.04290*, 2020.
- [3] D. Cohen and Y. C. Eldar, "Sub-Nyquist radar systems: Temporal, spectral, and spatial compression," *IEEE Signal Process. Mag.*, vol. 35, no. 6, pp. 35–58, 2018.
- [4] S. Krone and G. Fettweis, "Energy-efficient A/D conversion in wideband communications receivers," in *Proc. IEEE Veh. Technol. Conf. (VTC Fall)*, San Francisco, CA, USA, Sep. 2011, pp. 1–5.
- [5] N. Shlezinger, Y. C. Eldar, and M. R. D. Rodrigues, "Hardware-limited task-based quantization," *IEEE Trans. Signal Process.*, vol. 67, no. 20, pp. 5223–5238, Oct. 2019.
- [6] —, "Asymptotic task-based quantization with application to massive MIMO," *IEEE Trans. Signal Process.*, vol. 67, no. 15, pp. 3995–4012, Aug. 2019.
- [7] S. Salamatian, N. Shlezinger, Y. C. Eldar, and M. Médard, "Task-based quantization for recovering quadratic functions using principal inertia components," in *Proc. IEEE Int. Symp. on Inf. Theory (ISIT)*, Paris, France, Jul. 2019.
- [8] N. Shlezinger and Y. C. Eldar, "Deep task-based quantization," *arXiv preprint arXiv:1908.06845*, 2019.
- [9] P. Neuhaus, M. Dörpinghaus, H. Halbauer, S. Wesemann, M. Schlüter, F. Gast, and G. Fettweis, "Sub-THz wideband system employing 1-bit quantization and temporal oversampling," in *Proc. IEEE Int. Conf. Commun. (ICC)*, 2020.
- [10] S. S. Ioushua and Y. C. Eldar, "A family of hybrid analog–digital beamforming methods for massive MIMO systems," *IEEE Trans. Signal Process.*, vol. 67, no. 12, pp. 3243–3257, 2019.
- [11] T. Gong, N. Shlezinger, S. S. Ioushua, M. Namer, Z. Yang, and Y. C. Eldar, "RF chain reduction for MIMO systems: A hardware prototype," *IEEE Syst. J.*, pp. 1–12, 2020.
- [12] M. Mishali and Y. C. Eldar, "From theory to practice: Sub-Nyquist sampling of sparse wideband analog signals," *IEEE J. Sel. Topics Signal Process.*, vol. 4, no. 2, pp. 375–391, Apr. 2010.
- [13] N. Shlezinger, S. Salamatian, Y. C. Eldar, and M. Médard, "Joint sampling and recovery of correlated sources," in *Proc. IEEE Int. Symp. on Inf. Theory (ISIT)*, Paris, France, Jul. 2019.
- [14] J. A. Tropp, J. N. Laska, M. F. Duarte, J. K. Romberg, and R. G. Baraniuk, "Beyond Nyquist: Efficient sampling of sparse bandlimited signals," *IEEE Trans. Inf. Theory*, vol. 56, no. 1, pp. 520–544, Jan. 2010.
- [15] A. Kipnis, A. J. Goldsmith, Y. C. Eldar, and T. Weissman, "Distortion rate function of sub-Nyquist sampled Gaussian sources," *IEEE Trans. Inf. Theory*, vol. 62, no. 1, pp. 401–429, Jan. 2016.
- [16] A. Kipnis, Y. C. Eldar, and A. J. Goldsmith, "Fundamental distortion limits of analog-to-digital compression," *IEEE Trans. Inf. Theory*, vol. 64, no. 9, pp. 6013–6033, Sep. 2018.
- [17] —, "Analog-to-digital compression: A new paradigm for converting signals to bits," *IEEE Signal Process. Mag.*, vol. 35, no. 3, pp. 16–39, May 2018.
- [18] N. Shlezinger, R. J. G. van Sloun, I. A. M. Hujiben, G. Tsintsadze, and Y. C. Eldar, "Learning task-based analog-to-digital conversion for MIMO receivers," in *Proc. IEEE Int. Conf. Acoust., Speech, Signal Process. (ICASSP)*, Barcelona, Spain, May 2020.
- [19] D. Cohen, D. Cohen, Y. C. Eldar, and A. M. Haimovich, "SUMMeR: Sub-Nyquist MIMO radar," *IEEE Trans. Signal Process.*, vol. 66, no. 16, pp. 4315–4330, 2018.
- [20] E. Biglieri, R. Calderbank, A. Constantinides, A. Goldsmith, A. Paulraj, and H. V. Poor, *MIMO wireless communications*. Cambridge, UK: Cambridge Univ. Press, 2007.
- [21] R. M. Gray and T. G. Stockham, "Dithered quantizers," *IEEE Trans. Inf. Theory*, vol. 39, no. 3, pp. 805–812, May 1993.
- [22] R. Zamir and M. Feder, "On universal quantization by randomized uniform/lattice quantizers," *IEEE Trans. Inf. Theory*, vol. 38, no. 2, pp. 428–436, 1992.
- [23] N. Shlezinger, M. Chen, Y. C. Eldar, H. V. Poor, and S. Cui, "UVeQFed: Universal vector quantization for federated learning," *arXiv preprint arXiv:2006.03262*, 2020.
- [24] R. A. Wannamaker, S. P. Lipshitz, J. Vanderkooy, and J. N. Wright, "A theory of nonsubtractive dither," *IEEE Trans. Signal Process.*, vol. 48, no. 2, pp. 499–516, Feb. 2000.
- [25] R. M. Gray and D. L. Neuhoff, "Quantization," *IEEE Trans. Inf. Theory*, vol. 44, no. 6, pp. 2325–2383, 1998.
- [26] A. Papoulis and S. U. Pillai, *Probability, Random Variables, and Stochastic Processes*, 4th ed. New York, NY: McGraw-Hill, 2002.
- [27] P. M. Aziz, H. V. Sorensen, and J. Vn der Spiegel, "An overview of sigma-delta converters," *IEEE Signal Process. Mag.*, vol. 13, no. 1, pp. 61–84, 1996.
- [28] J. Wolf and J. Ziv, "Transmission of noisy information to a noisy receiver with minimum distortion," *IEEE Trans. Inf. Theory*, vol. 16, no. 4, pp. 406–411, Jul. 1970.
- [29] D. P. Palomar, Y. Jiang *et al.*, "MIMO transceiver design via majorization theory," *Found. and Trends® Commun. and Inf. Theory*, vol. 3, no. 4-5, pp. 331–551, 2007.
- [30] B. Widrow, I. Kollar, and M.-C. Liu, "Statistical theory of quantization," *IEEE Trans. Instrum. Meas.*, vol. 45, no. 2, pp. 353–361, 1996.
- [31] E. Brochu, V. M. Cora, and N. De Freitas, "A tutorial on Bayesian optimization of expensive cost functions, with application to active user modeling and hierarchical reinforcement learning," *arXiv preprint arXiv:1012.2599*, 2010.
- [32] H. Wang, N. Shlezinger, Y. C. Eldar, S. Jin, M. F. Imani, I. Yoo, and D. R. Smith, "Dynamic metasurface antennas for MIMO-OFDM receivers with bit-limited ADCs," *arXiv preprint arXiv:1912.06917*, 2019.
- [33] H. Meyr, M. Moeneclaey, and S. Fechtel, *Digital communication receivers: synchronization, channel estimation, and signal processing*. New York, NY, USA: John Wiley & Sons, Inc., 1997.
- [34] J. B. Lasserre, "A trace inequality for matrix product," *IEEE Trans. Autom. Control*, vol. 40, no. 8, pp. 1500–1501, Aug. 1995.
- [35] G. Hardy, J. E. Littlewood, and G. Pólya, *Inequalities*. Cambridge, UK: Cambridge Univ. Press, 1934.
- [36] S. Boyd and L. Vandenberghe, *Convex Optimization*. Cambridge, UK: Cambridge Univ. Press, 2004.