

DUMP: A Dummy-Point-Based Framework for Histogram Estimation in Shuffle Model

Xiaochen Li
Zhejiang University
xiaochenli@zju.edu.cn

Weiran Liu
Alibaba Group
weiran.lwr@alibaba-inc.com

Ziyi Chen
Zhejiang University
ziy_chen@zju.edu.cn

Kunzhe Huang
Zhejiang University
hkunzhe@zju.edu.cn

Zhan Qin
Zhejiang University
qinzhan@zju.edu.cn

Lei Zhang
Alibaba Group
zongchao.zl@taobao.com

Kui Ren
Zhejiang University
kuiren@zju.edu.cn

Abstract

In Central Differential Privacy (CDP), there is a trusted analyst who collects the data from users and publishes the datasets/statistics after the procedure of random perturbation. However, in this paradigm, the submitted users' raw data is completely revealed to the analyst. In Local Differential Privacy (LDP), each user locally perturbs the data before submitting it to the data collector. Users no longer need to fully trust the analyst. Nevertheless, the LDP paradigm suffers from a strong constraint on the utility of statistical functions. To tackle the conflicts, recent works propose the shuffle model to enhance the utility of LDP mechanism. A new participant, i.e., shuffler, is introduced between users and the analyst to produce the privacy amplification.

In this paper, we propose DUMP (DUMmy-Point-based), a framework for privacy-preserving histogram estimation in shuffle model. DUMP can summarize all existing histogram estimation protocols in shuffle model. We introduce *dummy blanket* intuition to analyze the advantage of dummy points in improving utility. Then we design two protocols: pureDUMP and mixDUMP under DUMP framework, which achieve better trade-offs between privacy, accuracy, and communication than existing protocols. We also prove that dummy points have privacy amplification locally, which can achieve enhanced privacy protection on the shuffler. Besides, existing related studies lacks experimental evaluation that results are still in the theoretical stage. We conduct a comprehensive experimental evaluation to evaluate our proposed protocols and existing other protocols. Experimental results on both synthetic and real-world datasets show that our proposed protocols achieve better utility for both accuracy and communication under the same privacy guarantee than existing protocols.

1 Introduction

Differential privacy is the *de facto* standard privacy definition for statistical analysis on sensitive datasets. Many differen-

tially private algorithms have been deployed in the industry [13, 17, 27, 31] to protect individual privacy. The studies on differential privacy focus on two models: Central Differential Privacy (CDP) [15] and Local Differential Privacy (LDP) [24]. In CDP model, a trusted analyst collects raw data from users and releases a differentially private output. Although many accurate private algorithms have been proposed in CDP model, the model is limited when there is no trusted analyst. To remedy this, the analyst is assumed to be untrusted in LDP model. Each user perturbs its raw data locally using a privacy-preserving mechanism before sending it to the analyst. However, existing LDP designs suffer from a large and inevitable estimation error while requiring weaker trust assumptions. The study shows that the error is at least $\Omega(\sqrt{n})$ for a wide range natural problems in LDP model (n is the number of users), while an error of just $O(1)$ can be achieved in CDP model [14].

The above problem has motivated the study of new models with trust assumptions better than CDP model and estimation error smaller than LDP model. Recently, a series of models are proposed, and these models are mainly focused on introducing new participants. Multiple models are based on the idea of cryptographic, such as using homomorphic encryption [29]. Some are based on the idea of shuffle. Compared with crypto-based models, shuffle models are more efficient since they do not involve relatively heavy (public key) cryptographic operations. The earliest shuffle model is under the Encode, Shuffle, Analyze (ESA) architecture proposed by Bittau et al. [8], which introduces a trusted shuffler between users and an untrusted analyst. The shuffler is responsible for shuffling all messages received from users before passing them to the analyst. The privacy is enhanced since the analyst cannot associate any message with any individual user. The following works give the formal proofs of privacy benefits brought by shuffle model [5, 11, 16]. Among these works, Balle et al. [5] provide the tightest upper bound of the privacy budget so far that ϵ can be reduced to $\sqrt{14 \ln(2/\delta)} \cdot (e^\epsilon + k - 1)/(n - 1)$ for arbitrary randomized response. Here, k is the size of data domain, ϵ and δ are privacy parameters. A lot of recent works

try to settle the trade-offs between privacy, accuracy, and communication. Many frequency estimation protocols are developed [3, 4, 19].

In this work, we study the histogram estimation in shuffle model. Several well-designed protocols for histogram estimation in shuffle model have been proposed [3, 19, 37]. Although some protocols achieve high accuracy [3, 19], i.e., error $O(\log(1/\delta)/(\epsilon^2 n))$ is achieved, the number of messages that each user needs to send is proportional to the size of data domain. The sizes of data domain are always tens of thousands in the practical statistical tasks, which can cause an unbearable communication load for users. Besides, some existing protocols have limited effective range that they can only work well on datasets with small data domain, the privacy budget $\epsilon \in [0, 1]$ cannot always be satisfied on some datasets [5, 19]. Moreover, although the shuffler has many cryptographic implementations such as onion routing, mixnets, and secure hardware, it cannot prevent the collusion between the shuffler(s) and analyst. Once the shuffler conspires with the analyst, users' privacy is only protected by degraded local privacy-preserving mechanisms. We also find that the existing studies do not have sufficient experimental evaluation, which causes the existing results are still in the theoretical stage.

Our Contributions. Focusing on the above problems, we do the following works.

First, we propose a novel framework DUMP (DUMmy-Point-based) for histogram estimation in shuffle model. All the existing histogram estimation protocols in shuffle model can be described by DUMP framework. We divide the client-side into two parts: local randomizer and dummy points generator, while existing protocols do not distinguish between randomizing data and introducing dummy points. In fact, they are two different privacy protection mechanisms. The local randomizer perturbs the input data and only provides protection for the input data, and it can be almost all existing locally privacy protection mechanisms (RR, Rappor, OLH). The dummy points generator generates dummy points to hide the input data, and can also provide the same strength of privacy protection for other participants' data after shuffling. Here, we propose *dummy blanket* intuition, is that each user can be wrapped in a *dummy blanket* composed of all users' dummy points by generating a fixed number of dummy points. The communication load of *dummy blanket* is shared by all users. Therefore, when the number of users is large, DUMP enables each user to enjoy stronger privacy guarantee with less communication load. Under the DUMP framework, it is possible to design new protocols with better trade-offs between privacy, accuracy, and communication.

Then we design two multi-message protocols of DUMP for privacy-preserving histogram estimation in shuffle model. One is pureDUMP protocol that users do not use any other privacy protection mechanism except generating dummy points, and privacy guarantee is only comes from *dummy blanket*. Another is mixDUMP protocol which combines DUMP with

Randomized Response (RR). We show the advantages of dummy points in shuffle model compared our protocols with existing protocols, including protocol [5] that only uses RR to provide protection. For a k -bin histogram, we show that pureDUMP has expected error $O(\sqrt{\log(1/\delta)}/(n\epsilon))$, and where each user sends $O(k \log(1/\delta)/(n\epsilon^2))$ messages of $O(\log_2 k)$ bits. It achieves the best privacy, accuracy, and communication trade-offs among existing protocols. We also prove that dummy points can enhance the privacy of the RR mechanism, and the users can get stronger privacy protection than RR on shuffler side in mixDUMP protocol. Both the protocol design and privacy proof of pureDUMP and mixDUMP do not introduce too many parameter restrictions, so protocols can be applied to different datasets.

Meanwhile, we also propose relaxed version of pureDUMP and mixDUMP with weakened condition assumptions considering the different communication bandwidth and privacy requirements of users in practical applications. The relaxed DUMP protocols do not force each user to generate a fixed number of dummy points. It allows each user to generate a fixed number of dummy points with a certain probability or send only one data. For relaxed pureDUMP and mixDUMP protocol, we provide privacy and utility analysis, respectively.

Besides, since most of existing shuffle-related works lack of experimental evaluation, the shuffle mechanisms are still most at the stage of theoretical research. We try our best to implement the existing privacy-preserving histogram estimation protocols in shuffle model. Under the same privacy guarantee, we compare the accuracy and communication load of DUMP protocols with other existing protocols. Experimental results show that pureDUMP and mixDUMP protocols outperform other protocols in both accuracy and communication load, and they are always valid on different datasets.

Main contributions are summarized as follows:

- We propose a novel framework DUMP for histogram estimation in shuffle model, which can compatible with almost all existing related protocols. We introduce the *dummy blanket* intuition, which can be wrapped around any privacy-preserving mechanisms to provide additional privacy protection.
- We design two multi-message protocols of DUMP for privacy-preserving histogram estimation. We prove that both of them have theoretical improvements over existing protocols. We also prove that dummy points can enhance the privacy of RR mechanism, and achieve stronger privacy guarantee on the shuffler. To adapt to actual deployment, we also analyze the relaxed DUMP protocols with weakened assumptions.
- We implement the existing privacy-preserving histogram estimation protocols in shuffle model. We evaluate proposed protocols using both synthetic datasets and real-world datasets, which is shown to have higher perfor-

mance (i.e., less MSE, less messages) than existing protocols. Experimental results also validate the correctness of our theoretical analysis.

2 Background

2.1 Central Differential Privacy

The initial setting of differential privacy is defined in the centralized model [15]. In this model, a trusted analyst collects raw data from users, gathers them into a dataset, and works out the statistical results. The statistical results are perturbed by analyst before being released. The adversary cannot infer whether an individual user’s data is involved in the statistics from the released statistical results. Intuitively, differential privacy protects each individual’s privacy by requiring any single element in the dataset has limited impact on the output.

Definition 1 (Central Differential Privacy, CDP). *An algorithm \mathcal{M} satisfies (ϵ, δ) -DP, where $\epsilon, \delta \geq 0$, if and only if for any neighboring datasets D and D' that differ in one element, and any possible outputs $\mathcal{R} \subseteq \text{Range}(\mathcal{M})$, we have*

$$\Pr[\mathcal{M}(D) \in \mathcal{R}] \leq e^\epsilon \Pr[\mathcal{M}(D') \in \mathcal{R}] + \delta$$

Here, ϵ is a parameter called the *privacy budget*. The smaller ϵ means that the outputs of \mathcal{M} on two adjacent datasets are more similar, that is, the smaller ϵ provides the stronger privacy guarantee. Meanwhile, δ is generally interpreted as \mathcal{M} not satisfying ϵ -DP with probability δ . Without loss of generality, in this paper, we denote the elements of D and D' as $[x_1, x_2, \dots, x_n]$ and $[x_1, x_2, \dots, x'_n]$, i.e., we assume that the n^{th} element of two datasets is different.

2.2 Local Differential Privacy

The assumption of CDP cannot always hold because it’s hard to find a trusted analyst in practice. Unlike the central model, there is no fully trusted analyst in the local model [24]. Each user locally perturbs its data using a randomized mechanism before sending it to the untrusted analyst, and the analyst cannot access users’ raw data.

Definition 2 (Local Differential Privacy, LDP). *An algorithm \mathcal{M} satisfies (ϵ, δ) -LDP, where $\epsilon, \delta \geq 0$, if and only if for any different elements $v, v' \in \mathbb{D}$, and any possible outputs $\mathcal{R} \subseteq \text{Range}(\mathcal{M})$, we have*

$$\Pr[\mathcal{M}(v) \in \mathcal{R}] \leq e^\epsilon \Pr[\mathcal{M}(v') \in \mathcal{R}] + \delta$$

Denote \mathbb{D} as the data domain, v and v' are two different elements in \mathbb{D} . LDP guarantees that the change from v to v' cannot be inferred from the results of \mathcal{M} . The strength of privacy protection is still controlled by *privacy budget* ϵ . The smaller ϵ indicates that the adversary has lower confidence to

distinguish any pairs of input v and v' from the output. Here δ is usually equal to 0.

2.3 Randomized Response

Randomized Response (RR) is a technique firstly proposed by Warner et al. [38]. It provides plausible deniability to users when answering sensitive questions. Intuitively, consider investigating whether a group of people have HIV. Each participant decides how to response investigation by tossing a coin. If the coin is head, it responses true answer. Otherwise, it tosses the coin again, and responses “Yes” when it is head or “no” on the contrary.

Although RR can only use for binary data, it also can extend to the general multi-valued data domain by Generalized Randomized Response (GRR) [34]. Let k be the size of the data domain \mathbb{D} . Each user with private value $v \in \mathbb{D}$ reports the true value $v' = v$ with probability p and sends a randomly picked value $v' \in \mathbb{D}$ where $v' \neq v$ with probability q . The perturbation probability can be defined as

$$\begin{cases} p = \frac{e^\epsilon}{e^\epsilon + k - 1} \\ q = \frac{1}{e^\epsilon + k - 1} \end{cases} \quad (1)$$

Note that GRR satisfies ϵ -LDP, since $\frac{p}{q} = e^\epsilon$.

After receiving n randomized messages, the analyst estimates \tilde{f}_v of element v in users’ messages. Let $\sum \mathbb{1}_{v'=v}$ be the count of v appearing in randomized messages. The analyst estimates \tilde{f}_v as

$$\tilde{f}_v = \frac{1}{n} \cdot \frac{\sum \mathbb{1}_{v'=v} - nq}{p - q}$$

The variance of \tilde{f}_v is

$$\text{Var}[\tilde{f}_v] = n \cdot \frac{k - 2 + e^\epsilon}{(e^\epsilon - 1)^2}$$

Without generality, in this paper, we assume that the data domain \mathbb{D} with size k is $[k]$, where k stands for $[1, \dots, k]$. It is trivial to map any data domain \mathbb{D} containing k elements into $[k]$, just by publicly constructing a index map between elements in \mathbb{D} and indexes $i \in [k]$.

2.4 Shuffle Model

The earliest shuffle model is the Encode, Shuffle, Analyze (ESA) architecture proposed by Bittau et al. [8]. There are three parts in ESA architecture: encoder, shuffler, and analyst. The encoder runs on users’ devices, applying a randomization mechanism to the users’ data. The shuffler collects all users’ data and eliminates their order information to ensure data anonymity. The analyst performs statistical tasks on the anonymous dataset received from the shuffler, and it cannot

relate any randomized data to any individual user. Actually, the shuffle model increases the uncertainty of analyst guessing the users' raw data. This uncertainty brings privacy benefits to users, allowing them to introduce less noise to obtain the same strength of privacy guarantee.

Following the notation in [11], the protocols in shuffle model includes three algorithms:

- $R: \mathcal{X} \rightarrow \mathcal{Y}^m$. R is the local randomized encoder, it takes a single user's data x_i as input and outputs a set of m messages $y_{i,1}, \dots, y_{i,m} \in \mathcal{Y}$.
- $S: \mathcal{Y}^{nm} \rightarrow \mathcal{Y}^*$. S is the shuffler, it takes all users' output messages of R as input and outputs these messages in a uniformly random order.
- $A: \mathcal{Y}^* \rightarrow \mathcal{Z}$. A is the analyst, it takes all the output messages of S as input and run some analysis function on these messages.

The overall protocol can be denoted as $P = (R, S, A)$. The output of $P(x_1, \dots, x_n)$ can be given as $A \circ S \circ R^n(\vec{x}) = A(S(R(x_1), \dots, R(x_n)))$. As long as the randomized encoder R satisfies (ϵ, δ) -DP, according to the post-processing property of differential privacy, the shuffle mechanism $M = S \circ R^n$ also satisfies (ϵ, δ) -DP. That is, the protocol P is (ϵ, δ) -DP whenever the randomized encoder R is (ϵ, δ) -DP.

3 Framework of DUMP

3.1 Framework

There are three parties in the framework of DUMP: users, shuffler, and analyst. Figure 1 shows the interactions among them.

Client-Side. The input of each user is only one element $x_i \in \mathbb{D}$. There are two mechanisms on the client-side. One is the local randomizer R , which can be almost any existing privacy protection mechanism satisfying LDP such as Randomized Response (RR), Unary Encoding (UE), Optimal Local Hash (OLH), and Hadamard Response (HR). According to the different privacy protection mechanisms selected by users, the output of local randomizer $R(x_i)$ can be element/vector/matrix or other forms. Besides, the users can also choose not to process the raw data, i.e., $R(x_i) = x_i$. Another is dummy points generator. At the beginning, the system calculates the number of dummy points s that each user needs to generate according to the users' number, the domain size and privacy parameters. Then each user's dummy points are uniformly random picked from the output space of local randomizer R . Finally, each user sends $R(x_i)$ mixed with s dummy points to the shuffler.

Shuffler. The shuffler removes all implicit metadata (such as IP address, timestamps and routing paths) of each user's messages. Then it aggregates all $n(s+1)$ messages together and

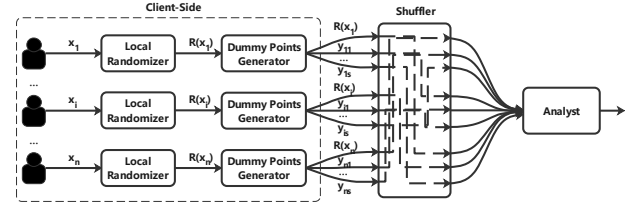


Figure 1: The framework of DUMP

randomly shuffle all of messages. The shuffler is considered credible in shuffle model. There are also some protocols in shuffle model regard shuffler as semi-credible considering the more practical situation. They think that the shuffler may pry into users' privacy and collude with the analyst due to curiosity [37]. Note that the shuffler cannot distinguish $R(x_i)$ from any user's set of messages in DUMP framework.

Analyst. The analyst performs histogram estimation on the set of messages received from the shuffler. It removes the bias caused by dummy points and local randomizer, and obtains unbiased estimation results.

At present, almost all histogram estimation protocols in shuffle model can be summarized with the framework of DUMP. Ghazi et al. [19] proposed two different histogram estimation protocols in shuffle model: private-coin protocol and public-coin protocol. The private-coin protocol uses HR as the local randomizer. The protocol uniformly random generates ρ tuples that the same form as the output of HR, which can be seen as picking dummy points randomly from the output space of the local randomizer. The outputs of local randomizer in the public-coin protocol are τ tuples calculated by τ hash functions. The protocol then generates at most s dummy tuples for each hash function, is that each user sends at most $\tau + \tau * s$ tuples to the shuffler. The histogram estimation protocol proposed by Balcer et al. [3] can also be expressed by DUMP framework. The output of local randomizer in this protocol is just the user's input data, and each user generates at most k non-repeated dummy points.

Although existing works can be summarized with the DUMP framework, they do not make full use of the advantages of dummy points in shuffle model. They do not distinguish between local randomizer and dummy points generator. Although both mechanisms can provide privacy protection for input data satisfying LDP, the privacy benefits they obtain from shuffling operation is different. The local randomizer focuses on processing user's input data, which aims to provide privacy protection for the input data itself. The dummy points generator does not change the input data, it generates dummy points to hide the input data. Meanwhile, these dummy points

Table 1: Shuffle results for the histogram estimation. Each user is assumed to hold number of 1 value from \mathbb{D} . $\epsilon \leq 1$ for [5], $\epsilon < 1$, $\delta < 1/\log(d)$ for results from [19], and $e^{-O(n\epsilon^2)} \leq \delta < 1/n$ for [3].

Protocol	No. Messages per User	No. Bits per Messages	Error
shuffle-based [5]	1	$O(\log k)$	$O(\frac{1}{n^{5/6}\epsilon^{2/3}} \cdot \log^{1/3}(1/\delta))$
private-coin [19]	$O(\frac{1}{\epsilon^2} \log \frac{1}{\epsilon\delta})$	$O(\log n \log k)$	$O(\frac{1}{n} \cdot \log k + \frac{1}{\epsilon n} \cdot \sqrt{\log k \cdot \log \frac{1}{\epsilon\delta}})$
public-coin [19]	$O(\frac{1}{\epsilon^2} \log^3 k \cdot \log(\frac{1}{\delta} \log k))$	$O(\log n + \log \log k)$	$O(\frac{1}{\epsilon n} \cdot \log^{3/2} k \cdot \sqrt{\log(\frac{1}{\delta} \log k)})$
private-shuffle [3]	$O(k)$	$O(\log k)$	$O(\frac{1}{\epsilon^2 n} \cdot \log \frac{1}{\delta})$
mixDUMP	$O(\frac{1}{n\epsilon^2} k \cdot \log \frac{1}{\delta})$	$O(\log k)$	$O(\frac{1}{n\epsilon} \cdot (1 + \frac{k}{e^{10\epsilon} - 1}) \cdot \sqrt{\log \frac{1}{\delta}})$
pureDUMP	$O(\frac{1}{n\epsilon^2} k \cdot \log \frac{1}{\delta})$	$O(\log k)$	$O(\frac{1}{n\epsilon} \cdot \sqrt{\log \frac{1}{\delta}})$

also provide the same strength of privacy protection for other users after shuffling operation.

Under the DUMP framework, we design two protocols: pureDUMP and mixDUMP in section 4 to show the advantage of dummy points in improving utility. The output of local randomizer in pureDUMP is $R(x_i) = x_i$, while mixDUMP uses RR as the local randomizer. We show that the dummy points can introduce less error and communication load than the local randomizer. The pureDUMP can get the best trade-off between the privacy, accuracy, and communication for histogram estimation in shuffle model at present. Table 1 presents our results alongside existing results, and all protocols are used for k-bins histogram estimation in shuffle model.

3.2 Dummy Blanket

The *blanket* intuition is first proposed by Balle et al. [5]. In basic shuffle model, users use the RR mechanism to protect their raw data. Each user randomizes its data with the probability of γ , otherwise it remains unchanged. Users participating in the randomization uniformly random pick a value from the data domain. Hence, the k-bins histogram Y can be decomposed as $Y = Y_1 \cup Y_2$, where Y_1 is the histogram formed by uniformly random data and Y_2 is the histogram formed by part of users' real data. Consider two datasets $D = \{x_1, \dots, x_n\}$ and $D' = \{x_1, \dots, x'_n\}$ that only differ on the n^{th} value. The randomized values in D and D' form the histogram Y_1 , and other unchanged values form Y_2 . Suppose that the adversary knows x_1, \dots, x_{n-1} , and the n^{th} user does not participate in the randomization. It is still difficult to distinguish x_n from $Y_1 \cup \{x_n\}$ that Y_1 hides x_n like a random *blanket*.

In this paper, we propose the concept of *dummy blanket*. Whether participating in the randomization or not, each user sends s uniformly random generated dummy points to the shuffler. ns dummy points form a histogram Y_3 , and Y_3 hides each user's data like a *dummy blanket*. The *dummy blanket* provides the same strength of privacy guarantee for each user. It does not conflict with any randomization mechanism, it can be wrapped outside of the *blanket* formed by any local randomizer. In the assumptions discussed above, the adversary

needs to distinguish the value of x_n from $Y_1 \cup Y_2 \cup \{x_n\}$ when each user generates dummy points.

Meanwhile, *dummy blanket* will not increase too much communication load while achieving a large privacy enhancement. The communication load of *dummy blanket* is shared by all users. The larger the number of users, the smaller communication load borne by each user. Hence, *dummy blanket* is possible to achieve better trade-offs between privacy and utility.

4 Proposed Protocols

In this section, we present new protocols of DUMP for privacy-preserving histogram estimation that improve existing protocols in shuffle model. We analyze the privacy, accuracy, and efficiency properties of each proposed protocol theoretically.

4.1 PureDUMP: A Pure DUMP protocol

Design of Algorithms. We show details of the client-side and analyst-side algorithms of pureDUMP protocol in Algorithm 1 and Algorithm 2. n is the number of users and k is the size of data domain \mathbb{D} . The protocol finally outputs a k-bins frequency estimation histogram, including the frequency of all values in \mathbb{D} . The output of the local randomizer is $R(x) = x$ in pureDUMP that each user keeps its data unchanged. The *dummy blanket* provides all privacy guarantees for users.

At the beginning, each user runs Algorithm 1 locally. That is, each user uniformly random generates s number of dummy points from the data domain \mathbb{D} , which means the probability distribution of any value in the dummy dataset follows $\text{Bin}(s, \frac{1}{k})$. The parameter s is calculated from n , k , ϵ , and δ before the protocol starts, which will be discussed later. Then the outputs of all client-side algorithms are aggregated into the shuffler, and the shuffler uniformly and randomly shuffles the order of all messages. Given the output of the shuffler, the analyst estimates $\bar{z}[i]$ for the frequency of each $i \in [k]$ by counting the number of messages equal to i . As all bias come

Algorithm 1 Client-side Algorithm of PureDUMP

1: **procedure** P(x):
Input: $x \in \mathbb{D}$, parameters $n, k, s \in \mathbb{N}$
Output: Multiset $Y \subseteq \mathbb{D}$
2: **for** $i \leftarrow 1$ to s **do** \triangleright generate dummy points
3: $y_i \leftarrow \text{Uniform}(\{1, \dots, k\})$
4: **end for**
5: **return** $Y := \{y_1, \dots, y_s\} \cup x$ \triangleright x mixed dummy points
6: **end procedure**

Algorithm 2 Analyst-side Algorithm of PureDUMP

1: **procedure** A($y_1, \dots, y_{n(s+1)}$):
Input: Multiset $\{y_1, \dots, y_{n(s+1)}\} \subseteq \mathbb{D}$, parameters $n, k, s \in \mathbb{N}$
Output: Vector $\vec{z} \in [0, \dots, n]^k$ \triangleright frequency of k elements
2: **for** $i \leftarrow 1$ to k **do**
3: $\vec{z}[i] = \frac{1}{n} \cdot (\sum_{j \in [n], j \in [s+1]} \mathbb{1}_{z[j]=y_{ij}} - \frac{ns}{k})$
4: **end for**
5: **return** \vec{z}
6: **end procedure**

from *dummy blanket*, the analyst corrects the count with the expected value of *dummy blanket* to obtain an unbiased estimate $\vec{z}[i]$ of the frequency of i .

Privacy Analysis. We show the privacy guarantee of the pureDUMP protocol in Theorem 1.

Theorem 1 *The pureDUMP satisfies (ϵ_d, δ_d) -DP for any $k, s, n \in \mathbb{N}$, $\epsilon_d \in (0, 1]$ and $\delta_d \in (0, 0.2907]$, where*

$$\epsilon_d = \sqrt{\frac{14k \cdot \ln(2/\delta_d)}{|S| - 1}}, |S| = ns$$

Proof. Denote x_i as the single value held by each user and the number of users is n . Let D and D' be two neighboring users' datasets with $D = [x_1, x_2, \dots, x_n]$, and $D' = [x_1, x_2, \dots, x'_n]$. There is only one data difference between D and D' . Without loss of generality, we assume that $x_n = 1$ in D , and $x'_n = 2$ in D' . S and S' are two different dummy datasets generated by users. The size of dummy datasets $|S| = |S'| = ns$, where s is the number of dummy points generated by each individual user. What the analyst sees is a mixed dataset \vec{r} consists of the original user dataset $D(D')$ and the dummy dataset $S(S')$. Therefore, when pureDUMP satisfies (ϵ_d, δ_d) -DP, the following inequality needs to be satisfied

$$\Pr[D \vee S = \vec{r}] \leq e^{\epsilon_d} \Pr[D' \vee S' = \vec{r}] + \delta_d$$

Denote n_j as the number of value j in the users' dataset and s_j as the number of value j in the dummy dataset. If the number of k different values appear in D is $[n_1, n_2 - 1, \dots, n_k]$, then the number of values appear in D' is $[n_1 - 1, n_2, \dots, n_k]$. In order to ensure that the difference between D and D' cannot

be inferred from the output \vec{r} , the number of k different values in dummy dataset S and S' should be $[s_1 - 1, s_2, \dots, s_k]$ and $[s_1, s_2 - 1, \dots, s_k]$, respectively. Then we can simplify $\frac{\Pr[D \vee S = \vec{r}]}{\Pr[D' \vee S' = \vec{r}]}$ to the following formula

$$\frac{\Pr[D \vee S = \vec{r}]}{\Pr[D' \vee S' = \vec{r}]} = \frac{\binom{|S|}{s_1 - 1, s_2, \dots, s_k}}{\binom{|S|}{s_1, s_2 - 1, \dots, s_k}} = \frac{s_1}{s_2}$$

where s_1 and s_2 are the number of values 1 and 2 in dummy dataset. They follow binomial distribution S_1 and S_2 , where $S_1 \sim \text{Bin}(|S| - 1, \frac{1}{k}) + 1$ and $S_2 \sim \text{Bin}(|S| - 1, \frac{1}{k})$. The probability that it does not satisfy ϵ_d -DP is

$$\Pr\left[\frac{S_1}{S_2} \geq e^{\epsilon_d}\right] \leq \delta_d$$

Let $c = E[S_2] = \frac{|S|-1}{k}$, the $\Pr[\frac{S_1}{S_2} \geq e^{\epsilon_d}]$ can be divided into two cases with overlap that $S_1 \geq ce^{\epsilon_d/2}$ and $S_2 \leq ce^{-\epsilon_d/2}$. According to multiplicative Chernoff bound, we have

$$\begin{aligned} \Pr\left[\frac{S_1}{S_2} \geq e^{\epsilon_d}\right] &\leq \Pr[S_1 \geq ce^{\epsilon_d/2}] + \Pr[S_2 \geq ce^{\epsilon_d/2}] \\ &\leq e^{-\frac{c}{3}(e^{\epsilon_d} - 1 - 1/c)^2} + e^{-\frac{c}{2}(1 - e^{-\epsilon_d/2})^2} \\ &\leq \delta_d \end{aligned}$$

Both $e^{-\frac{c}{3}(e^{\epsilon_d} - 1 - 1/c)^2}$ and $e^{-\frac{c}{2}(1 - e^{-\epsilon_d/2})^2}$ are no greater than $\frac{\delta_d}{2}$. We can deduce that when $\epsilon_d \leq 1$ and $\delta_d \leq 0.2907$, c always satisfies $c \geq \frac{14 \ln(2/\delta_d)}{\epsilon_d^2}$. Put $c = \frac{|S|-1}{k}$ into the inequality, we can get the upper bound of ϵ_d .

The detailed proof is deferred to Appendix B. \square

Accuracy Analysis. We analyze the accuracy of pureDUMP by measuring the Mean Squared Error (MSE) of the estimation results.

$$\text{MSE} = \frac{1}{k} \sum_{v \in \mathbb{D}} E[(\tilde{f}_v - f_v)^2] \quad (2)$$

where f_v is the true frequency of element $v \in \mathbb{D}$ in users' dataset, and \tilde{f}_v is the estimation result of f_v . We first show \tilde{f}_v of pureDUMP protocol is unbiased in Lemma 1.

Lemma 1 *The estimation result \tilde{f}_v for any $v \in \mathbb{D}$ in pureDUMP is an unbiased estimation of f_v .*

Proof.

$$\begin{aligned}
E[\tilde{f}_v] &= E\left[\frac{1}{n} \sum_{i \in [n], j \in [s+1]} \left(\mathbb{1}_{v=y_{ij}} - \frac{ns}{k}\right)\right] \\
&= \frac{1}{n} E\left[\left(\sum_{i \in [n], j \in [s+1]} \mathbb{1}_{v=y_{ij}} - \frac{ns}{k}\right)\right] \\
&= \frac{1}{n} E\left[\sum_{i \in [n], j \in [s+1]} \mathbb{1}_{v=y_{ij}}\right] - \frac{s}{k} \\
&= \frac{1}{n} (nf_v + \frac{ns}{k}) - \frac{s}{k} \\
&= f_v
\end{aligned}$$

□

Since \tilde{f}_v is an unbiased estimation of f_v , the MSE of \tilde{f}_v in pureDUMP is equal to the variance of \tilde{f}_v according to Equation 2.

$$\begin{aligned}
MSE &= \frac{1}{k} \sum_{v \in \mathbb{D}} E[(\tilde{f}_v - f_v)^2] = \frac{1}{k} \sum_{v \in \mathbb{D}} (\text{Var}[\tilde{f}_v] + [E[\tilde{f}_v] - f_v]^2) \\
&= \frac{1}{k} \sum_{v \in \mathbb{D}} \text{Var}(\tilde{f}_v)
\end{aligned} \tag{3}$$

Now we calculate the MSE of \tilde{f}_v in Theorem 2.

Theorem 2 *The MSE of frequency estimation in pureDUMP is*

$$MSE = \frac{s(k-1)}{nk^2}$$

Proof.

$$\begin{aligned}
\text{Var}[\tilde{f}_v] &= \text{Var}\left[\frac{1}{n} \left(\sum_{i \in [n], j \in [s+1]} \mathbb{1}_{v=y_{ij}} - \frac{ns}{k}\right)\right] \\
&= \frac{1}{n^2} \text{Var}\left[\sum_{i \in [n], j \in [s+1]} \mathbb{1}_{v=y_{ij}}\right] \\
&= \frac{1}{n^2} \left(\frac{1}{k} \cdot \left(1 - \frac{1}{k}\right) \cdot ns\right) \\
&= \frac{s(k-1)}{nk^2}
\end{aligned}$$

According to Equation 3, we have

$$MSE = \frac{1}{k} \sum_{v \in \mathbb{D}} E[(\tilde{f}_v - f_v)^2] = \frac{1}{k} \sum_{v \in \mathbb{D}} \text{Var}(\tilde{f}_v) = \frac{s(k-1)}{nk^2}$$

□

Efficiency Analysis. Now we analyze the efficiency of the pureDUMP protocol. On input $x_i \in \mathbb{D}$, the output of each client-side $P(x)$ consists of $s+1$ messages of length $\log_2 k$

Algorithm 3 Local Randomizer of MixDUMP

1: **procedure** $R(x)$:

Input: $x \in \mathbb{D}$, parameters $k \in \mathbb{N}$ and $\lambda \in [0, 1]$

Output: $x_r \in \mathbb{D}$

2: $b \leftarrow \text{Ber}(\lambda)$ \triangleright Randomize data with probability λ

3: **if** $b = 0$ **then**

4: $x_r \leftarrow x$

5: **else**

6: $x_r \leftarrow \text{Uniform}(\{1, \dots, k\})$

7: **end if**

8: **end procedure**

bits. The runtime of the client-side is mainly spent on generating s random values. For a dataset, when the pureDUMP protocol satisfies (ϵ, δ) -DP on the analyst-side, s is at most $O(k \ln(1/\delta)/(\epsilon^2))$. The shuffler needs to send $n(s+1)$ messages to the analyst with the space of $n(s+1) \log_2 k$. The runtime of analyst on input $n(s+1)$ messages is at most $kn(s+1)$ and its output has space $O(k \log_2(n(s+1)))$ bits.

The estimation error in pureDUMP protocol is $O(\log(1/\delta)/(\epsilon^2))$. Note that the error is hardly affected by the size of data domain \mathbb{D} . Because although the larger \mathbb{D} can increase the error introduced by dummy points, there are more dummy points are generated at the same time. So the influence of the domain size on the estimation error can be offset.

4.2 MixDUMP: DUMP with Randomized Response

Design of Algorithms. MixDUMP protocol is a DUMP protocol using RR mechanism as the local randomizer, which is also used for privacy-preserving histogram estimation. The privacy guarantee for users provided by the randomization and dummy points.

Each user randomizes its data with Algorithm 3. Note that λ is the probability of users participating in the randomization. It means that each user uniformly random picks a value from the data domain \mathbb{D} with the probability of λ , and remains unchanged with the probability of $1 - \lambda$. Note that the form of Algorithm 3 is a little different from the RR mechanism. In order to analyze the amplification of RR mechanism in shuffle model, we decomposed RR into

$$\Pr[x = x_r] = (1 - \lambda) \mathbb{1}_{x=x_r} + \lambda \Pr[\text{Unif}([k])]$$

According to the RR, each user changes its value to other values in \mathbb{D} with the probability of $q = 1/(e^\epsilon + k - 1)$, where the ϵ_l is the privacy budget of the RR. Therefore, we have

$$\lambda = kq = \frac{k}{e^{\epsilon_l} + k - 1}$$

Then each user uniformly random picks s dummy points and mixes them with the output of the local randomizer. Here,

Algorithm 4 Client-side Algorithm of MixDUMP

1: **procedure** $M(x)$:
Input: $x \in \mathbb{D}$, parameters $n, k, s \in \mathbb{N}$ and $\lambda \in [0, 1]$
Output: Multiset $Y \subseteq \mathbb{D}$
2: $x_r \leftarrow R(x)$ \triangleright randomize real data with RR
3: $Y \leftarrow P(x_r)$ \triangleright generate dummy points
4: **return** $Y := \{y_1, \dots, y_s\} \cup x_r$
5: **end procedure**

Algorithm 5 Analyst-side Algorithm of MixDUMP

1: **procedure** $A(y_1, \dots, y_{n(s+1)})$:
Input: Multiset $\{y_1, \dots, y_{n(s+1)}\} \subseteq \mathbb{D}$
2: parameters $n, k, s \in \mathbb{N}$, $\lambda \in [0, 1]$
Output: Vector $\vec{z} \in [0, \dots, n]^k$ \triangleright frequency of k elements
3: **for** $i \leftarrow 1$ to k **do**
4: $\vec{z}[i] = \frac{1}{n} \cdot (\sum_{j \in [n], j \in [s+1]} \mathbb{1}_{z[i]=y_{ij}} - n\lambda \cdot \frac{1}{k} - \frac{ns}{k}) / (1 - \lambda)$
5: **end for**
6: **return** \vec{z}
7: **end procedure**

the Algorithm 1 can be called directly in the step of generating dummy points. Finally, the analyst removes the bias introduced by the local randomizer and dummy points to get unbiased estimation results. The algorithms of client-side and analyst-side are shown in Algorithm 4 and Algorithm 5.

Privacy Analysis. We show the privacy guarantee of the mixDUMP protocol in Theorem 3.

Theorem 3 *The mixDUMP satisfies (ϵ_s, δ_s) -DP for any $k, s, n \in \mathbb{N}$, $\epsilon_s \leq 1$, $0 < \lambda \leq 1$ and $\delta_s \in (0, 0.5814]$, where*

$$\epsilon_s = \sqrt{\frac{14k \ln(4/\delta_s)}{|S| + (n-1)\lambda - \sqrt{2(n-1)\lambda \ln(2/\delta_s)} - 1}}, |S| = ns$$

Proof. Denote D and D' as two adjacent users' datasets with only one element difference, and S and S' are two different dummy datasets. We assume that n^{th} user has different value in D and D' . In the mixDUMP, each user randomizes its real data with the probability of λ . If n^{th} user randomizes its data, then we can easily get

$$\frac{\Pr[R(D) \vee S = \vec{r}]}{\Pr[R(D') \vee S' = \vec{r}]} = 1$$

So we focus on the situation that n^{th} user does not randomize its data. As the distribution of any element in users' dataset can be decomposed into two distributions after randomizing by Algorithm 3, which can be formulated as

$$\Pr[R(x) = x_r] = (1 - \lambda) \mathbb{1}_{x=x_r} + \lambda \Pr[\text{Unif}([k])]$$

The dummy points are uniform randomly picked from data domain \mathbb{D} . Therefore, the distribution of the dummy dataset is the same as the distribution of the users' data participating in randomization. Denote H as the set of users participating in randomization, the mixDUMP can be regarded as pureDUMP with dummy dataset $H \vee S$ is introduced. We can get the following formula directly from the result of Theorem 1 as

$$\Pr[R(D) \vee S = \vec{r}] \leq e^{\epsilon_H} \Pr[R(D') \vee S' = \vec{r}] + \frac{\delta_s}{2},$$

$$\text{where } \epsilon_H = \sqrt{\frac{14k \ln(4/\delta_s)}{|H| + |S| - 1}}, \delta_s \leq 0.5814$$

Further, since $|H|$ follows $\text{Bin}(n-1, \lambda)$, according to Chernoff bound we can get

$$\Pr[|H| < (1 - \gamma)\mu] < \frac{\delta_s}{2}$$

where $\gamma = \sqrt{\frac{2 \ln(2/\delta_s)}{(n-1)\lambda}}$. Then we have

$$\begin{aligned} & \Pr[R(D) \vee S = \vec{r}] \\ & \leq \Pr[R(D) \vee S = \vec{r} \cap |H| \geq (n-1)\lambda - \sqrt{2(n-1)\lambda \ln(2/\delta_s)}] + \frac{\delta_s}{2} \end{aligned}$$

Let $t = (n-1)\lambda - \sqrt{2(n-1)\lambda \ln(2/\delta_s)}$, we have

$$\begin{aligned} & \Pr[R(D) \vee S = \vec{r}] \\ & \leq \left(\sum_{h \geq t} \Pr[R(D) \vee S = \vec{r}] \Pr[H = h] \right) + \frac{\delta_s}{2} \\ & \leq e^{\sqrt{\frac{14k \ln(4/\delta_s)}{t + |S| - 1}}} \Pr[R(D') \vee S = \vec{r}] + \delta_s \\ & = e^{\sqrt{\frac{14k \ln(4/\delta_s)}{(n-1)\lambda - \sqrt{2(n-1)\lambda \ln(2/\delta_s)} + |S| - 1}}} \Pr[R(D') \vee S = \vec{r}] + \delta_s \end{aligned}$$

The details of this proof is in Appendix C. \square

Accuracy Analysis. We still use MSE as metrics to analyze the accuracy of mixDUMP protocol. Same as before, we first show \tilde{f}_v is unbiased in mixDUMP in Lemma 2.

Lemma 2 *The estimation result \tilde{f}_v for any $v \in \mathbb{D}$ in mixDUMP is an unbiased estimation of f_v .*

The proof of Lemma 2 is deferred to Appendix D. Now we can have the MSE of frequency estimation equals to the variance of \tilde{f}_v in mixDUMP. In the following, we show the MSE of mixDUMP in Theorem 4.

Theorem 4 *The MSE of frequency estimation in mixDUMP is*

$$\frac{1}{n} \cdot \frac{e^{\epsilon_l} + k - 2}{(e^{\epsilon_l} - 1)^2} + \frac{s(k-1)}{nk^2} \cdot \left(\frac{e^{\epsilon_l} + k - 1}{e^{\epsilon_l} - 1} \right)^2$$

where ϵ_l is the privacy budget of LDP in mixDUMP.

Proof. We give the estimation function in Algorithm 5. With $p = \frac{e^{\epsilon_l}}{e^{\epsilon_l} + k - 1}$, $q = \frac{1}{e^{\epsilon_l} + k - 1}$ in randomization, and $\lambda = kq$, we replace λ with q to simplify the derivation. We can get the variance of \tilde{f}_v is

$$\begin{aligned}
\text{Var}[\tilde{f}_v] &= \text{Var}\left[\frac{1}{n} \cdot \frac{\sum_{i \in [n], j \in [s+1]} \mathbb{1}_{\{v=y_{ij}\}} - ns \cdot \frac{1}{k} - nq}{p - q}\right] \\
&= \frac{1}{n^2} \cdot \frac{1}{(p - q)^2} \text{Var}\left[\sum_{i \in [n], j \in [s+1]} \mathbb{1}_{\{v=y_{ij}\}}\right] \\
&= \frac{1}{n^2} \cdot \frac{1}{(p - q)^2} (nf_v p(1 - p) + n(1 - f_v)q(1 - q) \\
&\quad + ns \cdot \frac{1}{k} \cdot \frac{k - 1}{k}) \\
&= \frac{1}{n^2} \cdot \frac{1}{(p - q)^2} (nq(1 - q) + nf_v(p(1 - p) - q(1 - q)) \\
&\quad + ns \cdot \frac{1}{k} \cdot \frac{k - 1}{k}) \\
&\simeq \frac{1}{n^2} \cdot \frac{1}{(p - q)^2} (nq(1 - q) + ns \cdot \frac{1}{k} \cdot \frac{k - 1}{k}) \\
&= \frac{1}{n^2} \cdot \left(\frac{e^{\epsilon_l} + k - 1}{e^{\epsilon_l} - 1}\right)^2 \cdot \left(\frac{n(e^{\epsilon_l} + k - 2)}{(e^{\epsilon_l} + k - 1)^2} + \frac{k - 1}{k^2} \cdot ns\right) \\
&= \frac{1}{n} \cdot \frac{e^{\epsilon_l} + k - 2}{(e^{\epsilon_l} - 1)^2} + \frac{s(k - 1)}{nk^2} \cdot \left(\frac{e^{\epsilon_l} + k - 1}{e^{\epsilon_l} - 1}\right)^2
\end{aligned}$$

We have proved in Lemma 2 that \tilde{f}_v is unbiased in mixDUMP, hence, we have

$$\begin{aligned}
\text{MSE} &= \frac{1}{k} \sum_{v \in \mathbb{D}} E[(\tilde{f}_v - f_v)^2] = \frac{1}{k} \sum_{v \in \mathbb{D}} \text{Var}(\tilde{f}_v) = \\
&\quad \frac{1}{n} \cdot \frac{e^{\epsilon_l} + k - 2}{(e^{\epsilon_l} - 1)^2} + \frac{s(k - 1)}{nk^2} \cdot \left(\frac{e^{\epsilon_l} + k - 1}{e^{\epsilon_l} - 1}\right)^2
\end{aligned}$$

□

Efficiency Analysis. Next, we show the efficiency analysis of the mixDUMP protocol. On input $x_i \in \mathbb{D}$, the output of the client-side $M(x_i)$ is at most $O(s + 1)$ messages of length $\log_2 k$ bits. The total runtime of the client-side is mainly spent on randomizing data and generating s random dummy points. Because we amplified twice in the process of proving the upper bound of the privacy budget in the mixDUMP protocol, the advantage of mixDUMP compared to pureDUMP in the number of messages is weakened. When the mixDUMP protocol satisfies (ϵ, δ) -DP, s is at most $O(14k \ln(4/\delta)/(n\epsilon^2) - \lambda(1 - \sqrt{2 \ln(2/\delta)/(\lambda n)}))$. The upper bound of s can be approximately to $O(14k \ln(4/\delta)/(n\epsilon^2))$ when ϵ is close to 0.

The shuffler still sends $n(s + 1)$ dummy points to the analyst with the space of $n(s + 1) \log_2 k$ bits. The analyst outputs $O(k \log_2(n(s + 1)))$ bits estimated from $n(s + 1)$ messages with error $O(\sqrt{\ln(1/\delta)}/(n\epsilon(1 - \lambda)))$. Note that λ is the probability that each user randomizes its data, it equals to $k/(e^{\epsilon_l} + k - 1)$.

The larger ϵ_l is, the closer the accuracy of mixDUMP is to pureDUMP. We usually set $\epsilon_l = 10\epsilon$, so the estimation error can be approximated as $O(\frac{1}{n\epsilon} \cdot (1 + \frac{k}{e^{10\epsilon} - 1}) \cdot \sqrt{\log \frac{1}{\delta}})$.

4.3 Relaxed Protocols under Weakened Assumption

We propose two protocols for privacy-preserving histogram estimation in Subsection 4.1 and Subsection 4.2. Meanwhile, under the assumption that each user sends s dummy points, we analyze the performance of the proposed protocols theoretically. In practical applications, some users may be restricted by bandwidth and equipment, and some users may even refuse to send additional dummy points. Taking these conditions into account, we also analyze the privacy and accuracy of the proposed protocols under the weakened assumption.

We assume that each user sends dummy points with the probability of γ . It means that each user uniformly random picks s dummy points from data domain \mathbb{D} with the probability of γ , and only sends one message with the probability of $1 - \gamma$. First, we try to answer how much the weakened assumption affects the privacy of protocols in DUMP framework. We proof the following lemma.

Lemma 3 For any DUMP protocols that satisfy (ϵ, δ) -DP for any $n \in \mathbb{N}$ and $\gamma \in (0, 1]$, the relaxed DUMP protocols satisfy $(\epsilon + \ln(\frac{1}{1 - e^{-\gamma}}), \delta + e^{-\gamma m})$ -DP.

Proof. The method of proof is inspired by [21]. The probability that all users do not generate dummy data is $Pr[A] = (1 - \gamma)^n$. As $e^t \geq 1 + t$, we can get $1 - \gamma \leq e^{-\gamma}$, therefore $Pr[A] \leq e^{-\gamma n}$ and $Pr[\bar{A}] \geq 1 - e^{-\gamma n}$. According to the results of Theorem 1 and Theorem 3, the DUMP protocols have

$$Pr[R(D) \vee S = \vec{r}|\bar{A}] \leq e^\epsilon Pr[R(D') \vee S' = \vec{r}|\bar{A}] + \delta$$

where $R(D)$ and $R(D')$ are outputs of local randomizers in DUMP, S and S' are sets of dummy points.

Then we have

$$\begin{aligned}
Pr[R(D) \vee S = \vec{r}] &= Pr[R(D) \vee S = \vec{r}|\bar{A}]Pr[\bar{A}] + Pr[R(D) \vee S|A]Pr[A] \\
&\leq Pr[R(D) \vee S = \vec{r}|\bar{A}] + e^{-\gamma n} \\
&\leq e^\epsilon Pr[R(D') \vee S' = \vec{r}|\bar{A}] + \delta + e^{-\gamma n} \\
&\leq \frac{1}{Pr[\bar{A}]} \cdot e^\epsilon Pr[R(D') \vee S' = \vec{r}] + \delta + e^{-\gamma n} \\
&\leq \frac{1}{1 - e^{-\gamma n}} \cdot e^\epsilon Pr[R(D') \vee S = \vec{r}] + \delta + e^{-\gamma n}
\end{aligned}$$

□

According to Lemma 3, we can get Theorem 5 and Theorem 6, where $|S|$ is the total number of dummy points sent by users. We show that if each user sends dummy points with the probability of γ , it can increase the privacy budget and the failure probability of DUMP protocols. Because under this

weakened assumption, there is a possibility that no user sends dummy points, and it may cause the protocols to fail to satisfy DP.

Theorem 5 *The relaxed pureDUMP protocol satisfies $(\epsilon_d + \ln(\frac{1}{1-e^{-\gamma}}), \delta_d + e^{-\gamma})$ -DP for any $k, |S|, n \in \mathbb{N}$, $\gamma \in (0, 1]$, where $\delta_d \in (0, 0.2907]$, and $\epsilon_d = \sqrt{14k \ln(2/\delta_d)/(|S| - 1)}$.*

Theorem 6 *The relaxed mixDUMP protocol satisfies $(\epsilon_s + \ln(\frac{1}{1-e^{-\gamma}}), \delta_s + e^{-\gamma})$ -DP for any $k, |S|, n \in \mathbb{N}$, $\lambda \in (0, 1]$, $\gamma \in (0, 1]$, where $\delta_s \in (0, 0.5814]$, and $\epsilon_s = \sqrt{14k \ln(4/\delta_s)/(|S| + (n-1)\lambda - \sqrt{2(n-1)\lambda \ln(2/\delta_s)} - 1)}$.*

Next, we analyze the impact of weakened assumptions on the accuracy of the DUMP protocols. We still first show that the estimation results of relaxed pureDUMP and mixDUMP protocols are unbiased in Lemma 4 and Lemma 5. The proofs of Lemma 4 and Lemma 5 are deferred to Appendix E and Appendix F.

Lemma 4 *The estimation result \tilde{f}_v for any $v \in \mathbb{D}$ in relaxed pureDUMP is an unbiased estimation of f_v .*

Lemma 5 *The estimation result \tilde{f}_v for any $v \in \mathbb{D}$ in relaxed mixDUMP is an unbiased estimation of f_v .*

Although the weakened assumption reduces the strength of privacy protection, a smaller number of dummy points reduces the MSE of the estimation results. We show the accuracy of the relaxed DUMP protocols in Theorem 7 and Theorem 8, and proofs are deferred to Appendix G and Appendix H.

Theorem 7 *The MSE of frequency estimation in relaxed pureDUMP is*

$$\frac{s\gamma(k-\gamma)}{nk^2}$$

Theorem 8 *The MSE of frequency estimation in relaxed mixDUMP is*

$$\frac{1}{n} \cdot \frac{e^{\epsilon_l} + k - 2}{(e^{\epsilon_l} - 1)^2} + \frac{s\gamma(k-\gamma)}{nk^2} \cdot \left(\frac{e^{\epsilon_l} + k - 1}{e^{\epsilon_l} - 1}\right)^2$$

where ϵ_l is the privacy budget of LDP in mixDUMP.

4.4 Privacy Amplification on the Shuffler

All the previous privacy analysis of protocols is the privacy guarantee against the analyst. We analyze the privacy amplification on the shuffler in this subsection that we find that the privacy amplification can be achieved by dummy points locally. That is for the local randomizer satisfying ϵ_l -LDP, the introduced dummy points can achieve an enhanced LDP with the privacy budget smaller than ϵ_l .

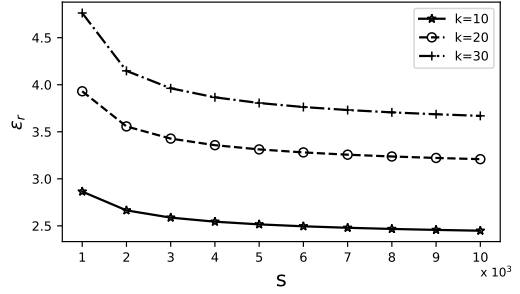


Figure 2: Dummy points enhance privacy protection on the shuffler, where $\epsilon_l = 5$ and $\delta = 10^{-4}$.

We prove the privacy amplification on the shuffler of the mixDUMP protocol in Theorem 9. We show that if each user randomizes its data with RR mechanism to satisfy ϵ_l -LDP, it can enjoy stronger LDP than ϵ_l -LDP on the shuffler in the mixDUMP protocol. Moreover, we show our theoretical results in Figure 2. We set the local randomizer satisfies ϵ_l -LDP, where $\epsilon_l = 5$, and show the privacy amplification on three different size of datasets with varying number of dummy points.

Theorem 9 *If the local randomizer satisfies ϵ_l -LDP, each user enjoys (ϵ_r, δ_r) -LDP for any $\frac{k}{s} \leq \min(\frac{1}{2\ln(1/\delta)}, (\sqrt{c^2 + \frac{4c}{\sqrt{2\ln(1/\delta)}}} - c)^2)$, where $\epsilon_r = \ln(\frac{k}{1 - \sqrt{2k \ln(1/\delta_r)/s}}(1 + \frac{e^{\epsilon_l}}{s(e^{\epsilon_l} + 1)}))$, and $c = \sqrt{2\ln(1/\delta)} \cdot \frac{e^{\epsilon_l}(e^{\epsilon_l} + 1)}{s(e^{\epsilon_l} + 1) + e^{\epsilon_l}}$.*

Proof. Denote $\{n_1, \dots, n_k\}$ as the number of each value in the set sent by each user, and $\sum_{i=1}^k n_i = s + 1$. Denote v as the value held by a user. According to the definition of LDP, we compare the probability of shuffler receiving $\{n_1, \dots, n_k\}$ when $v = 1$ and $v = 2$. We proof the following formula

$$\Pr\{n_1, \dots, n_k | v = 1\} \leq e^{\epsilon_r} \Pr\{n_1, \dots, n_k | v = 2\} + \delta_r$$

According to the Equation 1 of RR mechanism, we have

$$\begin{aligned} \frac{\Pr\{n_1, \dots, n_k | v = 1\}}{\Pr\{n_1, \dots, n_k | v = 2\}} &= \frac{e^{\epsilon_l} \binom{s}{n_1-1, n_2, \dots, n_k} + \binom{s}{n_1, n_2-1, \dots, n_k} + \dots + \binom{s}{n_1, n_2, \dots, n_k-1}}{e^{\epsilon_l} \binom{s}{n_1, n_2-1, \dots, n_k} + \binom{s}{n_1-1, n_2, \dots, n_k} + \dots + \binom{s}{n_1, n_2, \dots, n_k-1}} \\ &\leq \frac{e^{\epsilon_l} \binom{s}{n_1-1, n_2, \dots, n_k} + \binom{s}{n_1, n_2-1, \dots, n_k}}{e^{\epsilon_l} \binom{s}{n_1, n_2-1, \dots, n_k} + \binom{s}{n_1-1, n_2, \dots, n_k}} \\ &= \frac{e^{\epsilon_l} C_{n_1+n_2-1}^{n_2} + C_{n_1+n_2-1}^{n_2-1}}{e^{\epsilon_l} C_{n_1+n_2-1}^{n_2-1} + C_{n_1+n_2-1}^{n_1-1}} \\ &= \frac{e^{\epsilon_l} n_1 + n_2}{e^{\epsilon_l} n_2 + n_1} \end{aligned}$$

The dummy points are uniformly random picked from the data domain \mathbb{D} . So $n_1 \sim \text{Bin}(s, \frac{1}{k}) + 1$ and $n_2 \sim \text{Bin}(s, \frac{1}{k})$.

According to the Chernoff bound $Pr[Bin(s, \frac{1}{k}) < (1 - \gamma)\mu] < \delta$, where $\gamma = \sqrt{\frac{2k \ln(1/\delta)}{s}}$ and $\mu = \frac{s}{k}$. That is $Pr[Bin(s, \frac{1}{k}) \geq \frac{s}{k}(1 - \sqrt{\frac{2k \ln(1/\delta)}{s}})] \geq 1 - \delta$. Note that $1 - \sqrt{\frac{2k \ln(1/\delta)}{s}} \geq 0$, so $\frac{k}{s} \leq \frac{1}{2 \ln(1/\delta)}$. Then we have

$$\begin{aligned} \frac{Pr[n_1, \dots, n_k | v = 1]}{Pr[n_1, \dots, n_k | v = 2]} &\leq \frac{e^{\epsilon_l} n_1 + n_2}{e^{\epsilon_l} n_2 + n_1} = \frac{e^{\epsilon_l} Bin(s, \frac{1}{k}) + e^{\epsilon_l} + Bin(s, \frac{1}{k})}{e^{\epsilon_l} Bin(s, \frac{1}{k}) + Bin(s, \frac{1}{k}) + 1} \\ &\leq \frac{Bin(s, \frac{1}{k})(e^{\epsilon_l} + 1) + e^{\epsilon_l}}{Bin(s, \frac{1}{k})(e^{\epsilon_l} + 1)} \\ &= \frac{Bin(s, \frac{1}{k})}{Bin(s, \frac{1}{k})} + \frac{e^{\epsilon_l}}{Bin(s, \frac{1}{k})(e^{\epsilon_l} + 1)} \end{aligned}$$

We prove that $Bin(s, \frac{1}{k}) \in [\frac{s}{k}(1 - \sqrt{\frac{2k \ln(1/\delta)}{s}}), s]$ with the probability larger than $1 - \delta$. we have

$$\begin{aligned} \frac{Pr[n_1, \dots, n_k | v = 1]}{Pr[n_1, \dots, n_k | v = 2]} &\leq \frac{Bin(s, \frac{1}{k})}{Bin(s, \frac{1}{k})} + \frac{e^{\epsilon_l}}{Bin(s, \frac{1}{k})(e^{\epsilon_l} + 1)} \\ &\leq \frac{s}{\frac{s}{k}(1 - \sqrt{\frac{2k \ln(1/\delta)}{s}})} + \frac{e^{\epsilon_l}}{\frac{s}{k}(1 - \sqrt{\frac{2k \ln(1/\delta)}{s}})(e^{\epsilon_l} + 1)} \\ &= \frac{k}{1 - \sqrt{\frac{2k \ln(1/\delta)}{s}}} (1 + \frac{e^{\epsilon_l}}{s(e^{\epsilon_l} + 1)}) \end{aligned}$$

and $\frac{k}{1 - \sqrt{\frac{2k \ln(1/\delta)}{s}}} (1 + \frac{e^{\epsilon_l}}{s(e^{\epsilon_l} + 1)}) \leq e^{\epsilon_l}$ when $\frac{k}{s} \leq (\sqrt{c^2 + \frac{4c}{\sqrt{2 \ln(1/\delta)}}} - c)^2$, where $c = \sqrt{2 \ln(1/\delta)} \cdot \frac{e^{\epsilon_l}(e^{\epsilon_l} + 1)}{s(e^{\epsilon_l} + 1) + e^{\epsilon_l}}$. To sum up, dummy points can achieve privacy enhancements to the RR mechanism locally when $\frac{k}{s} \leq \min(\frac{1}{2 \ln(1/\delta)}, (\sqrt{c^2 + \frac{4c}{\sqrt{2 \ln(1/\delta)}}} - c)^2)$. \square

5 Evaluation

5.1 Setup

We design experiments to evaluate the performance of our proposed protocols (pureDUMP and mixDUMP) and compare them with the existing protocols (private-shuffle [3], private-coin, public-coin [19]). We note that although the source codes of these existing protocols are not formally released, we still implemented it with our best effort and included them for comparison purposes.

In experiments, we want to measure (1) the accuracy of our proposed protocols, i.e., how much accuracy they improve over existing shuffle protocols; (2) the communication overhead of our proposed protocols, i.e., how many messages does each user needs to send; and how does it compare with existing shuffle protocols. (3) how key parameters would affect the accuracy of our proposed protocols, i.e., the users' number

n and the domain size k ; Towards these goals, we conduct experiments over both synthetic and real-world datasets. The synthetic datasets allow us to adjust the key parameters of the datasets to observe the impact on the utility of protocols. And the real-world datasets would show the utility of our proposed protocols in a more practical setting.

Environment. All protocols are implemented in Python 3.7 with pyhton-xxhash 1.4.4 and numpy 1.18.1 libraries. All experiments are conducted on servers Ubuntu 18.04.4 LTS 2.50GHz with 4*32GB memory.

Synthetic Datasets. We generate six synthetic datasets by setting different sizes of the data domain k and the number of users n . In the first three datasets, we fix $n = 500,000$ and generate different datasets with $k = 50$, $k = 500$, and $k = 5000$, respectively. In the rest of datasets, we fix $k = 50$ and generate different datasets with $n = 5,000$, $n = 50,000$, and $n = 500,000$, respectively. All datasets are following a uniform distribution. We observe that the distribution of datasets has little effect on the performance of protocols, so we only show the experimental results on uniform distribution.

Real-World Datasets. We conduct experiments on following two real-world datasets.

- IPUMS [1]: We sample 1% of the US Census data from the Los Angeles and Long Beach area for the year 1970. The dataset contains 70187 users and 61 attributes. We select the birthplace attribute for evaluation, which includes 900 different values.
- Kosarak [2]: This dataset contains the clickstream data of the Hungarian online news website. There are 990002 users and 41270 different URLs. Each user is associated with a set of URLs, hence we randomly sample a value from each user's set.

Competitors. We compare the following protocols.

- private-coin [19]: A multi-message protocol for histogram frequency estimation in shuffle model. It uses Hadamard response as the local randomizer.
- public-coin [19]: A multi-message protocol for histogram frequency estimation in shuffle model. It is based on combining the Count Min data structure [12] with a multi-message version of randomized response [38]. The protocol is valid when $\epsilon > \tau \sqrt{90 \ln(2\tau/\delta)}/n$, where $\tau = \log(2k)$.
- private-shuffle [3]: A multi-message protocol for histogram frequency estimation in shuffle model. The protocol is effective when $\epsilon > \sqrt{50 \ln(2/\delta)}/n$.
- shuffle-based [5]: It is the strongest privacy amplification result in shuffle model. The result shows that ϵ_l in LDP

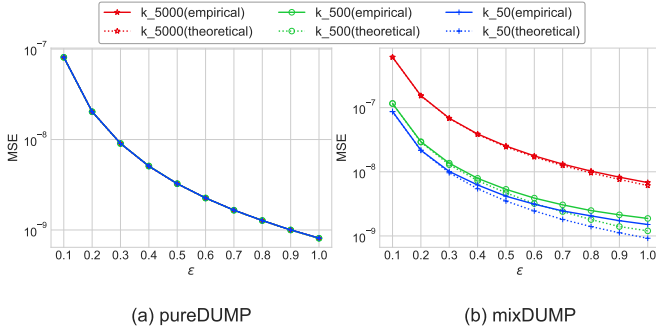


Figure 3: Experimental results of impact of domain size on pureDUMP and mixDUMP, where n is fixed to 500,000, $\delta = 10^{-6}$.

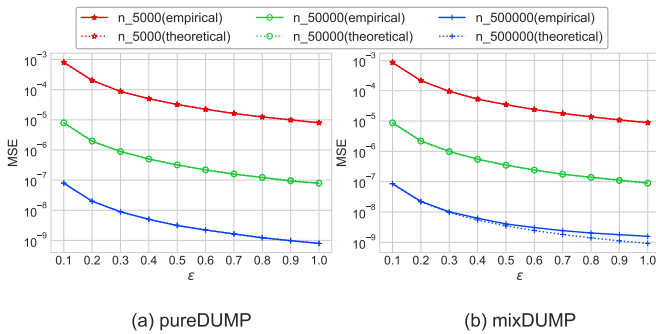


Figure 4: Experimental results of impact of number of users on pureDUMP and mixDUMP, where k is fixed to 50, $\delta = 10^{-6}$.

can be amplified to $\sqrt{14 \ln(2/\delta)(e^{\epsilon_l} + k - 1)/(n - 1)}$ for k -bin histogram frequency estimation. It has amplification effect only within $\sqrt{14k \ln(2/\delta)/(n - 1)}$. The ϵ out of the range is equivalent to no amplification effect, take $\epsilon_l = \epsilon$.

- pureDUMP and mixDUMP: Our proposed protocols.

We compare with the theoretical upper bound of private-coin, because the time complexity of private-coin is too large on large-scale datasets. Although we use numba for acceleration, on a dataset with 512 different values and 70000 users, it takes 204s for the analyst to estimate one value. It takes at least 2901 hours to estimate 512 values 100 times. For datasets with hundreds of thousands and millions of users, is even harder to achieve.

Accuracy Metrics. In our experiments, we use mean squared error (MSE) as the accuracy metrics. For each value v in data domain \mathbb{D} , we compute the real frequency f_v on the raw dataset and estimate frequency \tilde{f}_v on the noise dataset. Then

$$MSE = \frac{1}{k} \sum_{v \in \mathbb{D}} (\tilde{f}_v - f_v)^2$$

calculate their squared difference for k different values.

All MSE results in experiments are averaged with 100 repeats.

5.2 Experiments with Synthetic Datasets

Overall Results. The influence of domain size k on the MSE of pureDUMP and mixDUMP is shown in Figure 3, where the domain size has almost no influence on the MSE of pureDUMP. The influence of users' number n on the MSE of pureDUMP and mixDUMP is shown in Figure 4, where the MSE of pureDUMP and mixDUMP is in inverse proportion to the number of users. Meanwhile, the small gap between the theoretical and empirical results validate the correctness of our theoretical error analysis.

Figure 5 and Figure 7 show MSE comparisons of all protocols on two different synthetic datasets. Our proposed pro-

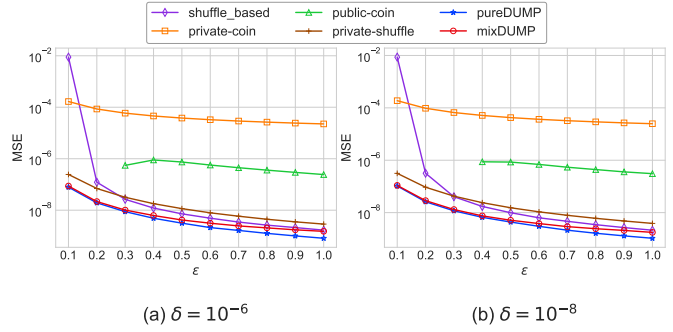


Figure 5: Results of MSE varying ϵ on the synthetic dataset, where the number of users $n = 500,000$, the domain size $k = 50$.

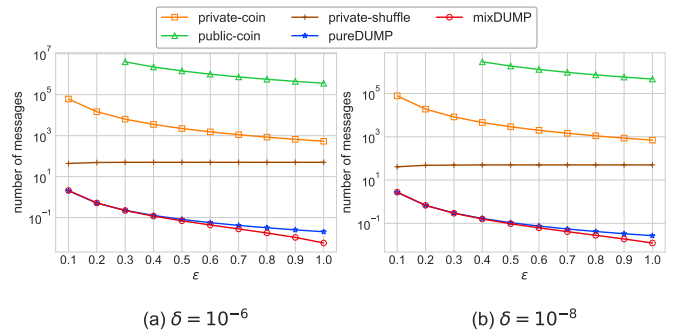


Figure 6: Number of messages sent by each user varying ϵ on the synthetic dataset, where the number of users $n = 500,000$, the domain size $k = 50$.

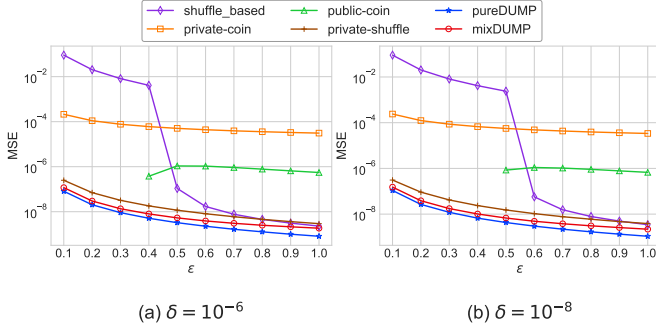


Figure 7: Results of MSE varying ϵ on the synthetic dataset, where the number of users $n = 500,000$, the domain size $k = 500$.

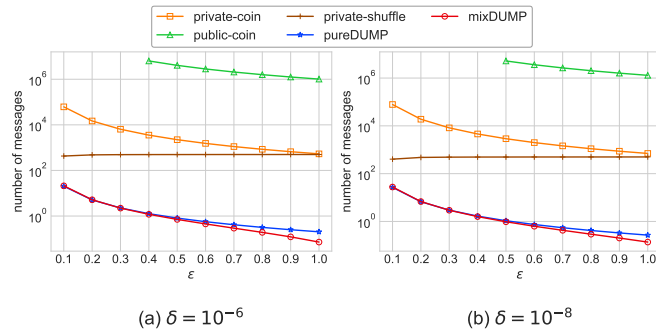


Figure 8: Number of messages sent by each user varying ϵ on the synthetic dataset, where the number of users $n = 500,000$, the domain size $k = 500$.

protocols: pureDUMP and mixDUMP are always valid with higher accuracy. Meanwhile, we draw the number of messages that each user needs to send in all protocols except shuffle-based (always one message) in Figure 6 and Figure 8. We observe that the number of messages sent by each user in pureDUMP and mixDUMP is still the smallest in all Competitors. Although the MSE of private-shuffle is performing similar to pureDUMP and mixDUMP, the communication load of private-shuffle is at least one order of magnitude higher than pureDUMP and mixDUMP.

The *dummy blanket* can provide sufficient privacy guarantees when there are hundreds of thousands of users. Hence, we set ϵ_l of mixDUMP equals to 8 throughout the experiment to adapt large ϵ in the range of $(0, 1]$.

Influence of Domain Size. We compare the MSE of pureDUMP on three synthetic datasets with different sizes of data domain in Figure 3a. The result shows that the size of the data domain has little influence on the accuracy of pureDUMP. Because the MSE of pureDUMP can be approximately simplified to $14\ln(2/\delta)k/(n^2\epsilon^2(k-1))$ according to our theoretical

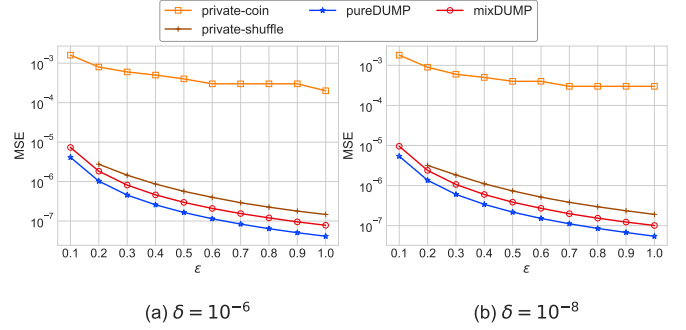


Figure 9: Results of MSE varying ϵ on the IPUMS dataset.

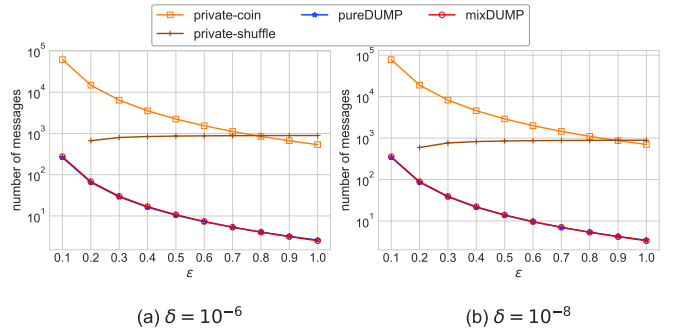


Figure 10: Number of messages sent by each user varying ϵ on the IPUMS dataset.

result in Subsection 4.1. The MSE can be further simplified to $14\ln(2/\delta)/(n^2\epsilon^2)$ when k is large. Figure 3b shows that the MSE of mixDUMP is proportional to the domain size k . Because the large size of the data domain can increase the error introduced by local randomizer in mixDUMP.

Influence of Users Number. Figure 4a and Figure 4b shows the influence of the number of users on the MSE of pureDUMP and mixDUMP, respectively. We can observe that the MSE is in inverse proportion to the number of users n . The MSE can be reduced around two orders of magnitude by increasing an order of magnitude users in both pureDUMP and mixDUMP.

Accuracy Comparisons of Existing Protocols. We compare all competitors on two different datasets and two different values of δ to evaluate the accuracy of our proposed protocols. Here, we choose two synthetic datasets that enable all the competitors are valid as much as possible when ϵ belongs to $(0, 1]$. The comparison results are shown in Figure 5 and Figure 7. We can observe that the pureDUMP and mixDUMP can always enjoy the privacy amplification and have smaller MSE than other ones. Meanwhile, we can also observe that the pureDUMP has higher accuracy than the mixDUMP. It means that the dummy points can introduce less error than

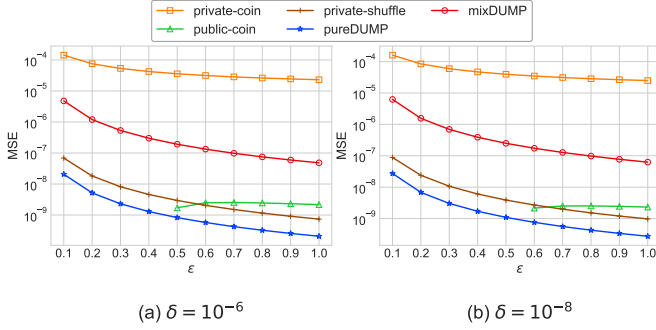


Figure 11: Results of MSE varying ϵ on the Kosarak dataset.

the local randomizer when providing the same strength of privacy protection. Besides, the shuffle-based has no privacy amplification on some small ϵ values, which causes poor MSE results. In addition, We didn't draw the MSE value of some ϵ which is out of the valid range of the public-coin protocol.

Communication Comparisons of Existing Protocols. We also compare the communication load of all competitors except shuffle-based on the same two synthetic datasets chosen in the accuracy comparisons experiment, and the results are shown in Figure 6 and Figure 8. The number of messages sent by each user in shuffle-based is always 1, so we omit it in our comparisons. Meanwhile, we also omit the ϵ values which are out of the valid range of the protocol. We can observe that each user always sends fewer messages than others in pureDUMP and mixDUMP, where the mixDUMP requires the least number of messages per user. Because the local randomizer provides a part of privacy protection so that fewer dummy points need to be generated.

Note that the number of dummy points that each user needs to send is less than 1 when $\epsilon > 0.5$ on both two synthetic datasets. It means that each user does not need to send at least one dummy point when a large ϵ is required, and it can be achieved in relaxed pureDUMP and mixDUMP protocols. We provide the parameter settings of relaxed pureDUMP and mixDUMP for different ϵ on two synthetic datasets in Appendix A.

We can also observe that when the size of the data domain increases by an order of magnitude, the number of messages sent by each user in all protocols increases by around an order of magnitude. Note that the number of messages sent by each user increases as ϵ increases in private-shuffle protocol. Because each user sends additional 1 with probability of $p = 1 - 50\ln(2/\delta)/(\epsilon^2n)$, and the protocol assume that $\sqrt{(100/n) \cdot \ln(2/\delta)} \leq \epsilon \leq 1$ so that $p \in (1/2, 1)$. Hence the probability p closes to 1 when ϵ increases and a larger number of 1s are sent by each user.

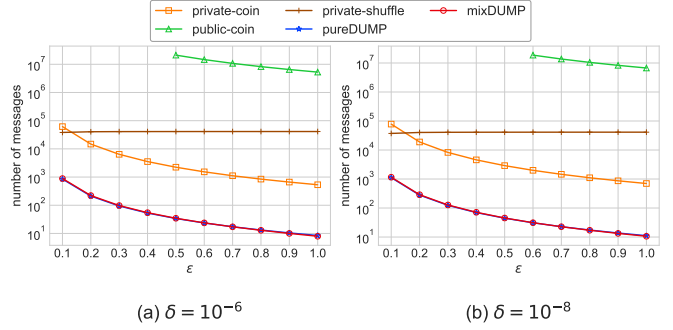


Figure 12: Number of messages sent by each user varying ϵ on the Kosarak dataset.

5.3 Experiments with Real-World Datasets

We also conduct experiments on two real-world datasets: IPUMS and Kosarak. The MSE comparisons of competitors are shown in Figure 9 and Figure 11, and their corresponding communication load are shown in Figure 10 and Figure 12. The shuffle-based has no privacy amplification on both IPUMS and Kosarak datasets, so it's not involved in the comparison. Besides, because none of $\epsilon \in (0, 1]$ is within the valid range of the public-coin on the IPUMS dataset, we only compare it on the Kosarak dataset.

We can observe that the MSE of pureDUMP protocol is still the smallest among all competitors on both real-world datasets. The MSE of mixDUMP protocol is around two orders of magnitude higher than that of private-shuffle and public-coin on the Kosarak dataset. Because the Kosarak has a large domain size which can cause a great impact on the accuracy of the RR mechanism. But each user always sends the least number of messages in mixDUMP protocol. The number of each user's messages in private-shuffle is at least two orders of magnitude than it in mixDUMP. The public-coin protocol has the largest communication load among competitors as its number of messages sent by each user is $O(\gamma n \log(2k))$.

6 Related Works

Frequency Estimation. Frequency estimation is a commonly used statistical analysis. It counts the frequency of elements appear in the dataset. There are a lot of mature mechanisms for frequency estimation in LDP. Erlingsson et al. [17] propose Randomized Aggregatable Privacy-Preserving Ordinal Response (RAPPOR) method for frequency estimation under LDP. Bassily and Smith [7] propose a Random Matrix Projection (BLH) method for succinct histograms estimation. A general framework of frequency estimation in LDP is proposed by Wang et al. [34]. Ye et al. [39] propose an optimal schemes for discrete distribution estimation under LDP. Hay et al. [22] generate differentially privacy histograms through

hierarchical partitioning of data.

Quite a few frequency estimation works focus on the heavy hitter estimation. Bassily et al. [6] propose a TreeHist protocol to identify heavy hitters and estimate their frequencies. Qin et al. [28] design a LDPMiner protocol to estimate heavy hitter in a set-valued setting where each user’s value is a set of items. Wang et al. [35] propose SVIM and SVSM protocols to find frequent items and frequent itemsets. There are a series of other works about finding heavy hitters [9, 23, 26, 36, 40].

Anonymous Data Collection. A lot of works focus on anonymizing users’ messages. Some mechanisms are based on cryptographic idea. Chowdhury et al. [29] propose a system Cryptε that achieves the accuracy guarantees of CDP with no trusted data collector required like LDP. Other works like [25, 30, 32, 33] also propose protocols to anonymize messages to provide stronger privacy guarantees.

Other mechanisms are based on shuffling idea. The idea of shuffling was originally proposed by Bittau et al. [8], they design Encode, Shuffle, Analyze (ESA) architecture. The ESA architecture eliminates the association between messages and users’ identity by introducing a shuffler between users and the analyst. But Bittau et al. [8] doesn’t show how much privacy benefit can be provided by the shuffling operation. A lot of following works give the formal proof of the upper bound on the worst-case privacy loss in shuffle model. Erlingsson et al. [16] show that the shuffling operation can reduce ϵ to $12\epsilon\sqrt{\frac{\ln(1/\delta)}{n}}$. Cheu et al. [11] provide a model to study the privacy amplification of shuffling operation. They give a tighter upper bound for privacy loss, which can reduce ϵ to $\sqrt{32\ln(4/\delta)} \cdot \frac{e^\epsilon + 1}{n}$. This result only for binary randomized response. Balle et al. [5] provide the strongest result so far that ϵ can be reduced to $\sqrt{14\ln(2/\delta)} \cdot \frac{e^\epsilon + k - 1}{n - 1}$ for arbitrary randomized response.

Protocols in Shuffle Model. Recent shuffle related works focus on designing protocols in shuffle model. Not only the better privacy-utility tradeoff is pursued, but also the communication load is considered.

There are some studies on data summation. Cheu et al. [11] design a single message protocol for binary summation. Each user only sends one-bit message to the analyst and has expected error at most $O(\sqrt{\log(1/\delta)}/\epsilon)$. Ghazi et al. [18] design a multi-message protocol for binary summation where each user sends $O(\log n/\epsilon)$ one-bit messages to the analyst and has expected error at most $O(\sqrt{\log(1/\epsilon)}/\epsilon^{3/2})$. Balcer et al. [3] propose a two-message protocol for binary summation with expected error at most $O(\log(1/\delta)/\epsilon^2)$. There are also a lot of studies on real data summation and many excellent protocols are proposed [4, 5, 11, 20, 21].

There are also some studies on frequency estimation. Balcer et al. [3] propose a protocol for histogram estimation where each user sends at most $O(d)$ messages and has error at most $O(\log(1/\delta)/(\epsilon^2 n))$. Ghazi et al. [19] propose

two protocols private-coin and public-coin protocols for histogram estimation. Each user in private-coin protocol sends at most $O(\log(1/\epsilon\delta)/\epsilon^2)$ messages with error $O(\log d + \sqrt{\log(d)\log(1/(\epsilon\delta))}/\epsilon)$. The public-coin protocol requires each user sends at most $O((\log^3(d)\log(\log(d)/\delta))/\epsilon^2)$ messages with error $O((\log^{3/2}(d)\sqrt{\log(\log d/\delta)})/\epsilon)$. A most similarly study to our design is proposed by Wang et al. [37]. They design a protocol called PEOS, which uses Optimal Local Hashing (OLH) or Generalized Randomized Response (GRR) as the local randomizer and introduces multiple shufflers to shuffle messages by secret sharing. Meanwhile, the shufflers generate n_r dummy points to prevent collusion attack, which can be proved that it has further privacy enhancements. Differentially from their work, we take advantage of dummy points in shuffle model to pursue better trade-offs between accuracy, privacy, and communication. In particular, dummy points are generated by users, which can be proved that privacy can be amplified locally before sending messages to the shuffler.

7 Conclusions

In this paper, we propose a new framework called DUMP for privacy-preserving histogram estimation in shuffle model. DUMP is a general framework that can summarize all existing histogram estimation protocols in shuffle model. We divide the client-side into two mechanisms: local randomizer and dummy points generator, and we introduce the *dummy blanket* intuition to analyze the advantages of dummy points in shuffle model. We design two protocols: pureDUMP and mixDUMP under DUMP framework, they achieve better trade-offs between privacy, accuracy, and communication than existing protocols. The pureDUMP and mixDUMP protocols are always effective on different datasets and privacy budgets. The pureDUMP protocol always achieves the minimum estimation error with the same privacy budget among existing protocols, and mixDUMP protocol always has the minimum number of messages. Finally, we try our best to implement all existing histogram estimation protocols in shuffle model, and provide an open source framework. Our work promote the studies on shuffle model from theoretical research to practical application. For future work, we will study to apply DUMP to more statistical types such as real number summation, range query and quantile query.

References

- [1] <https://data.world/uci/ipums-census-database/>.
- [2] <http://fimi.uantwerpen.be/data/>.

- [3] Victor Balcer and Albert Cheu. Separating local & shuffled differential privacy via histograms. *arXiv preprint arXiv:1911.06879*, 2019.
- [4] Borja Balle, James Bell, Adria Gascon, and Kobbi Nissim. Differentially private summation with multi-message shuffling. *arXiv preprint arXiv:1906.09116*, 2019.
- [5] Borja Balle, James Bell, Adria Gascón, and Kobbi Nissim. The privacy blanket of the shuffle model. In *Annual International Cryptology Conference*, pages 638–667. Springer, 2019.
- [6] Raef Bassily, Kobbi Nissim, Uri Stemmer, and Abhradeep Guha Thakurta. Practical locally private heavy hitters. In *Advances in Neural Information Processing Systems*, pages 2288–2296, 2017.
- [7] Raef Bassily and Adam Smith. Local, private, efficient protocols for succinct histograms. In *Proceedings of the forty-seventh annual ACM symposium on Theory of computing*, pages 127–135, 2015.
- [8] Andrea Bittau, Úlfar Erlingsson, Petros Maniatis, Ilya Mironov, Ananth Raghunathan, David Lie, Mitch Rudominer, Ushasree Kode, Julien Tinnes, and Bernhard Seefeld. Prochlo: Strong privacy for analytics in the crowd. In *Proceedings of the 26th Symposium on Operating Systems Principles*, pages 441–459, 2017.
- [9] Mark Bun, Jelani Nelson, and Uri Stemmer. Heavy hitters and the structure of local privacy. *ACM Transactions on Algorithms (TALG)*, 15(4):1–40, 2019.
- [10] Albert Cheu. Differential privacy in the shuffle model: A survey of separations. 2020.
- [11] Albert Cheu, Adam Smith, Jonathan Ullman, David Zerber, and Maxim Zhilyaev. Distributed differential privacy via shuffling. In *Annual International Conference on the Theory and Applications of Cryptographic Techniques*, pages 375–403. Springer, 2019.
- [12] Graham Cormode and Shan Muthukrishnan. An improved data stream summary: the count-min sketch and its applications. *Journal of Algorithms*, 55(1):58–75, 2005.
- [13] Bolin Ding, Janardhan Kulkarni, and Sergey Yekhanin. Collecting telemetry data privately. In *Advances in Neural Information Processing Systems*, pages 3571–3580, 2017.
- [14] John C Duchi, Michael I Jordan, and Martin J Wainwright. Local privacy and statistical minimax rates. In *2013 IEEE 54th Annual Symposium on Foundations of Computer Science*, pages 429–438. IEEE, 2013.
- [15] Cynthia Dwork. Differential privacy: A survey of results. In *International conference on theory and applications of models of computation*, pages 1–19. Springer, 2008.
- [16] Úlfar Erlingsson, Vitaly Feldman, Ilya Mironov, Ananth Raghunathan, Kunal Talwar, and Abhradeep Thakurta. Amplification by shuffling: From local to central differential privacy via anonymity. In *Proceedings of the Thirtieth Annual ACM-SIAM Symposium on Discrete Algorithms*, pages 2468–2479. SIAM, 2019.
- [17] Úlfar Erlingsson, Vasyli Pihur, and Aleksandra Korolova. Rappor: Randomized aggregatable privacy-preserving ordinal response. In *Proceedings of the 2014 ACM SIGSAC conference on computer and communications security*, pages 1054–1067, 2014.
- [18] Badih Ghazi, Noah Golowich, Ravi Kumar, Pasin Manurangsi, Rasmus Pagh, and Ameya Velingker. Pure differentially private summation from anonymous messages. *arXiv preprint arXiv:2002.01919*, 2020.
- [19] Badih Ghazi, Noah Golowich, Ravi Kumar, Rasmus Pagh, and Ameya Velingker. On the power of multiple anonymous messages. *IACR Cryptol. ePrint Arch.*, 2019:1382, 2019.
- [20] Badih Ghazi, Pasin Manurangsi, Rasmus Pagh, and Ameya Velingker. Private aggregation from fewer anonymous messages. In *Annual International Conference on the Theory and Applications of Cryptographic Techniques*, pages 798–827. Springer, 2020.
- [21] Badih Ghazi, Rasmus Pagh, and Ameya Velingker. Scalable and differentially private distributed aggregation in the shuffled model. *arXiv preprint arXiv:1906.08320*, 2019.
- [22] Michael Hay, Vibhor Rastogi, Gerome Miklau, and Dan Suciu. Boosting the accuracy of differentially-private histograms through consistency. *arXiv preprint arXiv:0904.0942*, 2009.
- [23] Justin Hsu, Sanjeev Khanna, and Aaron Roth. Distributed private heavy hitters. In *International Colloquium on Automata, Languages, and Programming*, pages 461–472. Springer, 2012.
- [24] Shiva Prasad Kasiviswanathan, Homin K Lee, Kobbi Nissim, Sofya Raskhodnikova, and Adam Smith. What can we learn privately? *SIAM Journal on Computing*, 40(3):793–826, 2011.
- [25] David Lazar, Yossi Gilad, and Nikolai Zeldovich. Karaoke: Distributed private messaging immune to passive traffic analysis. In *13th {USENIX} Symposium on Operating Systems Design and Implementation ({OSDI} 18)*, pages 711–725, 2018.

- [26] Ninghui Li, Wahbeh Qardaji, Dong Su, and Jianneng Cao. Privbasis: Frequent itemset mining with differential privacy. *arXiv preprint arXiv:1208.0093*, 2012.
- [27] Thông T Nguyễn, Xiaokui Xiao, Yin Yang, Siu Cheung Hui, Hyejin Shin, and Junbum Shin. Collecting and analyzing data from smart device users with local differential privacy. *arXiv preprint arXiv:1606.05053*, 2016.
- [28] Zhan Qin, Yin Yang, Ting Yu, Issa Khalil, Xiaokui Xiao, and Kui Ren. Heavy hitter estimation over set-valued data with local differential privacy. In *Proceedings of the 2016 ACM SIGSAC Conference on Computer and Communications Security*, pages 192–203, 2016.
- [29] Amrita Roy Chowdhury, Chenghong Wang, Xi He, Ashwin Machanavajjhala, and Somesh Jha. Crypt?: Crypto-assisted differential privacy on untrusted servers. In *Proceedings of the 2020 ACM SIGMOD International Conference on Management of Data*, pages 603–619, 2020.
- [30] Paul Syverson, Roger Dingledine, and Nick Mathewson. Tor: The secondgeneration onion router. In *Usenix Security*, pages 303–320, 2004.
- [31] ADP Team et al. Learning with privacy at scale. *Apple Mach. Learn. J*, 1(9), 2017.
- [32] Nirvan Tyagi, Yossi Gilad, Derek Leung, Matei Zaharia, and Nickolai Zeldovich. Stadium: A distributed metadata-private messaging system. In *Proceedings of the 26th Symposium on Operating Systems Principles*, pages 423–440, 2017.
- [33] Jelle Van Den Hooff, David Lazar, Matei Zaharia, and Nickolai Zeldovich. Vuvuzela: Scalable private messaging resistant to traffic analysis. In *Proceedings of the 25th Symposium on Operating Systems Principles*, pages 137–152, 2015.
- [34] Tianhao Wang, Jeremiah Blocki, Ninghui Li, and Somesh Jha. Locally differentially private protocols for frequency estimation. In *26th {USENIX} Security Symposium ({USENIX} Security 17)*, pages 729–745, 2017.
- [35] Tianhao Wang, Ninghui Li, and Somesh Jha. Locally differentially private frequent itemset mining. In *2018 IEEE Symposium on Security and Privacy (SP)*, pages 127–143. IEEE, 2018.
- [36] Tianhao Wang, Ninghui Li, and Somesh Jha. Locally differentially private heavy hitter identification. *IEEE Transactions on Dependable and Secure Computing*, 2019.
- [37] Tianhao Wang, Min Xu, Bolin Ding, Jingren Zhou, Ninghui Li, and Somesh Jha. Practical and robust privacy amplification with multi-party differential privacy. *arXiv preprint arXiv:1908.11515*, 2019.
- [38] Stanley L Warner. Randomized response: A survey technique for eliminating evasive answer bias. *Journal of the American Statistical Association*, 60(309):63–69, 1965.
- [39] Min Ye and Alexander Barg. Optimal schemes for discrete distribution estimation under locally differential privacy. *IEEE Transactions on Information Theory*, 64(8):5662–5676, 2018.
- [40] Chen Zeng, Jeffrey F Naughton, and Jin-Yi Cai. On differentially private frequent itemset mining. *The VLDB journal: very large data bases: a publication of the VLDB Endowment*, 6(1):25, 2012.

A Parameter setting in relaxed pureDUMP and mixDUMP

Table 2 and Table 3 show the number of dummy points need to sent by a user in the relaxed pureDUMP and mixDUMP, respectively. The number of users is 500,000, we show results on two different k (size of data domain) and γ (probability of a user sending dummy points).

Table 2: Number of dummy points sent by a user in relaxed pureDUMP. We fix $n = 500,000$. All decimals are rounded up.

ϵ	k	50		500	
		$\gamma = 0.01$	$\gamma = 0.001$	$\gamma = 0.01$	$\gamma = 0.001$
0.4		13	127	127	1270
0.6		6	57	57	565
0.8		4	32	32	318
1.0		3	21	21	204

Table 3: Number of dummy points sent by a user in relaxed mixDUMP. We fix $n = 500,000$ and $\epsilon_l = 8$. All decimals are rounded up.

ϵ	k	50		500	
		$\gamma = 0.01$	$\gamma = 0.001$	$\gamma = 0.01$	$\gamma = 0.001$
0.4		12	118	119	1190
0.6		5	44	46	451
0.8		2	18	20	192
1.0		1	6	8	72

B Proof of Theorem 1

Proof. Denote n_j is the number of users with a value j , and s_j is the number of dummy points equal to j . D and D' are adjacent users' datasets that only one user's value is different. And S and S' are two different dummy datasets. k is the size of data domain. Suppose that there is a user changes its value from 1 to 2, then we can represent the number of each value in D and D' as $[n_1, n_2 - 1, \dots, n_k]$ and $[n_1 - 1, n_2, \dots, n_k]$. To prevent the change from being inferred from the results, the number of each value in S and S' should be $[s_1 - 1, s_2, \dots, s_k]$ and $[s_1, s_2 - 1, \dots, s_k]$. Therefore we have

$$\begin{aligned} \frac{\Pr[D \vee S = \vec{r}]}{\Pr[D' \vee S' = \vec{r}]} &= \frac{\binom{|S|}{s_1-1, s_2, \dots, s_k}}{\binom{|S|}{s_1, s_2-1, \dots, s_k}} = \frac{C_{|S|}^{s_1-1} C_{|S|-(s_1-1)}^{s_2}}{C_{|S|}^{s_1} C_{|S|-s_1}^{s_2-1}} \\ &= \frac{s_1!(s_2-1)!}{(s_1-1)!s_2!} = \frac{s_1}{s_2} \end{aligned}$$

Here, $|S|$ is the total number of dummy points. s_1 follows the binomial distribution S_1 , and s_2 follows S_2 , where $S_1 \sim \text{Bin}(|S| - 1, \frac{1}{k}) + 1$ and $S_2 \sim \text{Bin}(|S| - 1, \frac{1}{k})$. Let $c = E(S_2) = \frac{|S|-1}{k}$, $\frac{S_1}{S_2}$ can be divided into two cases with overlap that $S_1 \geq ce^{\epsilon_d/2}$ or $S_2 \leq ce^{-\epsilon_d/2}$ so we have

$$\begin{aligned} \Pr\left[\frac{S_1}{S_2} \geq e^{\epsilon_d}\right] &\leq \Pr[S_1 \geq ce^{\epsilon_d/2}] + \Pr[S_2 \leq ce^{-\epsilon_d/2}] \\ &= \Pr[S_2 \geq ce^{\epsilon_d/2} - 1] + \Pr[S_2 \leq ce^{-\epsilon_d/2}] \\ &= \Pr[S_2 - c \geq ce^{\epsilon_d/2} - c - 1] + \Pr[S_2 - c \leq ce^{-\epsilon_d/2} - c] \\ &= \Pr[S_2 - c \geq c(e^{\epsilon_d/2} - 1 - 1/c)] + \Pr[S_2 - c \leq c(e^{-\epsilon_d/2} - 1)] \end{aligned}$$

According to multiplicative Chernoff bound, we have

$$\Pr\left[\frac{S_1}{S_2} \geq e^{\epsilon_d}\right] \leq e^{-\frac{\epsilon}{3}(e^{\epsilon_d} - 1 - 1/c)^2} + e^{-\frac{\epsilon}{2}(1 - e^{-\epsilon_d/2})^2}$$

To ensure that $\Pr\left[\frac{S_1}{S_2} \geq e^{\epsilon_d}\right] \leq \delta_d$, we need

$$e^{-\frac{\epsilon}{3}(e^{\epsilon_d} - 1 - 1/c)^2} \leq \frac{\delta_d}{2} \text{ and } e^{-\frac{\epsilon}{2}(1 - e^{-\epsilon_d/2})^2} \leq \frac{\delta_d}{2}$$

For $e^{-\frac{\epsilon}{2}(1 - e^{-\epsilon_d/2})^2} \leq \frac{\delta_d}{2}$, $1 - e^{-\epsilon_d/2} \geq (1 - e^{-1/2})\epsilon_d \geq \epsilon_d/\sqrt{7}$, where $\epsilon_d \leq 1$. So we can get $c \geq \frac{14\ln(2/\delta_d)}{\epsilon_d^2}$. For $e^{-\frac{\epsilon}{3}(e^{\epsilon_d} - 1 - 1/c)^2} \leq \frac{\delta_d}{2}$, $e^{\epsilon_d/2} - 1 \geq 1/2$, so $e^{\epsilon_d/2} - 1 - 1/c \geq \frac{25}{54}\epsilon_d$, where $c \geq 27/\epsilon_d$. Therefore, we can get $c \geq \frac{3.54^2 \ln(2/\delta_d)}{25^2 \epsilon_d^2}$ and $\frac{3.54^2}{25^2} \leq 14$.

In summary, we can get $c \geq \max\left\{\frac{14\ln(2/\delta_d)}{\epsilon_d^2}, \frac{27}{\epsilon_d}\right\}$. Because $\epsilon_d \leq 1$, when $\delta_d \leq 0.2907$, $\epsilon_d \leq \frac{14\ln(2/\delta_d)}{27}$ can be held all the time. So $c \geq \frac{14\ln(2/\delta_d)}{\epsilon_d^2}$. Therefore, we have $\frac{|S|-1}{k} \geq \frac{14\ln(2/\delta_d)}{\epsilon_d^2}$, is that $\epsilon_d \leq \sqrt{\frac{14k\ln(2/\delta_d)}{|S|-1}}$. \square

C Proof of Theorem 3

Proof. The same as the proof of Theorem 1, D and D' are adjacent users' datasets that there is only one element difference between them. S and S' are two different dummy datasets corresponding to D and D' . Suppose n^{th} user's value changes from 1 to 2, we formal D and D' as $[x_1, \dots, x_n]$ and $[x_1, \dots, x'_n]$.

If n^{th} user randomizes its data, we have

$$\frac{\Pr[R(D) \vee S = \vec{r}]}{\Pr[R(D') \vee S' = \vec{r}]} = 1$$

Hence, we only derive the situation that n^{th} user does not randomize its data. According to randomization mechanism R , we can find that the user's data participating in randomization has the same distribution as the dummy points. H denotes the set of users randomizing their data, and $H \vee S$ follows the random uniform distribution. Denote $|H| + |S|$ as the size of $H \vee S$. If the mechanism satisfies $(\epsilon_H, \delta_s/2)$ -DP, we can get the privacy budget ϵ_H directly from the result of Theorem 1.

$$\Pr[R(D) \vee S = \vec{r}] \leq e^{\epsilon_H} \Pr[R(D') \vee S' = \vec{r}] + \frac{\delta_s}{2}$$

where $\epsilon_H = \sqrt{\frac{14k\ln(4/\delta_s)}{|H|+|S|-1}}$, $\delta_s \leq 0.5814$. Since λ is the probability that each user randomizes its data, the number of users participating in randomization $|H| \sim \text{Bin}(n-1, \lambda)$. Define $\mu = (n-1)\lambda$, and $\gamma = \sqrt{\frac{2\ln(2/\delta_s)}{(n-1)\lambda}}$ so that by Chernoff bound

$$\Pr[|H| < (1-\gamma)\mu] < e^{-\mu\gamma^2/2} = \frac{\delta_s}{2}$$

$$\Pr[R(D) \vee S = \vec{r}] =$$

$$\Pr[R(D) \vee S = \vec{r} \cap |H| \geq (n-1)\lambda - \sqrt{2(n-1)\lambda \ln(2/\delta_s)}] + \Pr[R(D) \vee S = \vec{r} \cap |H| < (n-1)\lambda - \sqrt{2(n-1)\lambda \ln(2/\delta_s)}]$$

$$\leq \Pr[R(D) \vee S = \vec{r} \cap |H| \geq (n-1)\lambda - \sqrt{2(n-1)\lambda \ln(2/\delta_s)}] + \frac{\delta_s}{2}$$

$$\text{Let } t = (n-1)\lambda - \sqrt{2(n-1)\lambda \ln(2/\delta_s)}$$

$$\Pr[R(D) \vee S = \vec{r}] \leq \left(\sum_{h \geq t} \Pr[R(D) \vee S = \vec{r}] \Pr[H = h]\right) + \frac{\delta_s}{2}$$

$$\leq \left(\sum_{h \geq t} (e^{\epsilon_H} \Pr[R(D') \vee S' = \vec{r}]) \Pr[H = h] + \frac{\delta_s}{2} \Pr[H = h]\right) + \frac{\delta_s}{2}$$

$$\leq \left(\sum_{h \geq t} (e^{\epsilon_H} \Pr[R(D') \vee S' = \vec{r}]) \Pr[H = h]\right) + \delta_s$$

$$\leq \max_{h \geq t} e^{\epsilon_H} \Pr[R(D') \vee S' = \vec{r}] + \delta_s$$

$$\leq e^{\sqrt{\frac{14k\ln(4/\delta_s)}{t+|S|-1}}} \Pr[R(D') \vee S' = \vec{r}] + \delta_s$$

$$= e^{\sqrt{\frac{14k\ln(4/\delta_s)}{(n-1)\lambda - \sqrt{2(n-1)\lambda \ln(2/\delta_s)} + |S|-1}}} \Pr[R(D') \vee S' = \vec{r}] + \delta_s$$

D Proof of Lemma 2

Proof. f_v is the true frequency of element v appears in users' dataset. And \tilde{f}_v is the estimation of f_v . We prove \tilde{f}_v of mixDUMP is unbiased.

In the randomization mechanism, the probability that each value keeps the true value with the probability p , and changes to other values in the data domain with the probability of q . We give the estimation function of mixDUMP in Algorithm 5. The formula is

$$\tilde{f}_v = \frac{1}{n} \cdot \left(\sum_{i \in [n], j \in [s+1]} \mathbb{1}_{\{v=y_{ij}\}} - n\lambda \left(1 - \frac{1}{k}\right) - \frac{ns}{k} \right) / \left(1 - 2\lambda \left(1 - \frac{1}{k}\right)\right)$$

where $\lambda = \frac{k}{k-1}q$. To simplify derivation, we replace λ with q , then we have estimation of \tilde{f}_v

$$\begin{aligned} E[\tilde{f}_v] &= E\left[\frac{1}{n} \cdot \frac{\left(\sum_{i \in [n], j \in [s+1]} \mathbb{1}_{\{v=y_{ij}\}} - nq - \frac{ns}{k}\right)}{(1-2q)}\right] \\ &= \frac{1}{n} \cdot E\left[\frac{\left(\sum_{i \in [n], j \in [s+1]} \mathbb{1}_{\{v=y_{ij}\}} - nq - \frac{ns}{k}\right)}{(1-2q)}\right] \\ &= \frac{1}{n} \cdot \frac{1}{1-2q} \cdot E\left[\sum_{i \in [n], j \in [s+1]} \mathbb{1}_{\{v=y_{ij}\}} - nq - \frac{ns}{k}\right] \\ &= \frac{1}{n} \cdot \frac{1}{1-2q} \cdot \left(E\left[\sum_{i \in [n], j \in [s+1]} \mathbb{1}_{\{v=y_{ij}\}}\right] - nq - \frac{ns}{k}\right) \\ &= \frac{1}{n} \cdot \frac{1}{1-2q} \cdot \left(nf_v(1-q) + n(1-f_v)q + \frac{ns}{k} - nq - \frac{ns}{k}\right) \\ &= \frac{1}{n} \cdot \frac{1}{1-2q} \cdot (1-2q) \cdot nf_v \\ &= f_v \end{aligned}$$

□

E Proof of Lemma 4

Proof. f_v is the true frequency of element v appears in users' dataset. \tilde{f}_v is the estimation of f_v . We prove \tilde{f}_v of relaxed pureDUMP is unbiased.

In RR mechanism, the probability that each value keeps unchanged with the probability p , and changes to other values with the probability of q . The relaxed pureDUMP allows user to generate dummy points with probability of γ , and with probability of $1 - \gamma$ does not generate any dummy point. The estimation function of relaxed pureDUMP protocol is

$$\tilde{f}_v = \frac{1}{n} \cdot \left(\sum_{i \in [n], j \in [s+1]} \mathbb{1}_{\{v=y_{ij}\}} - \frac{\gamma ns}{k} \right)$$

Then we have

$$\begin{aligned} E[\tilde{f}_v] &= E\left[\frac{1}{n} \cdot \left(\sum_{i \in [n], j \in [s+1]} \mathbb{1}_{\{v=y_{ij}\}} - \frac{\gamma ns}{k} \right)\right] \\ &= \frac{1}{n} \cdot E\left[\sum_{i \in [n], j \in [s+1]} \mathbb{1}_{\{v=y_{ij}\}}\right] - \frac{\gamma s}{k} \\ &= \frac{1}{n} \cdot \left(nf_v + \frac{\gamma ns}{k}\right) - \frac{\gamma s}{k} \\ &= f_v \end{aligned}$$

□

F Proof of Lemma 5

Proof. f_v is the true frequency of element v appears in users' dataset. And \tilde{f}_v is the estimation of f_v . We prove \tilde{f}_v of relaxed mixDUMP is unbiased.

In RR mechanism, the probability that each value keeps unchanged with the probability p , and changes to other values in the data domain with the probability of q . The relaxed mixDUMP allows user to generate dummy points with probability of γ , and with probability of $1 - \gamma$ does not generate any dummy point. The estimation function of relaxed mixDUMP is

$$\tilde{f}_v = \frac{1}{n} \cdot \left(\sum_{i \in [n], j \in [s+1]} \mathbb{1}_{\{v=y_{ij}\}} - n\lambda \left(1 - \frac{1}{k}\right) - \frac{\gamma ns}{k} \right) / \left(1 - 2\lambda \left(1 - \frac{1}{k}\right)\right)$$

where $\lambda = \frac{k}{k-1}q$. To simplify derivation, we replace λ with q , then we have estimation of \tilde{f}_v

$$\begin{aligned} E[\tilde{f}_v] &= E\left[\frac{1}{n} \cdot \frac{\left(\sum_{i \in [n], j \in [s+1]} \mathbb{1}_{\{v=y_{ij}\}} - nq - \frac{\gamma ns}{k}\right)}{(1-2q)}\right] \\ &= \frac{1}{n} \cdot E\left[\frac{\left(\sum_{i \in [n], j \in [s+1]} \mathbb{1}_{\{v=y_{ij}\}} - nq - \frac{\gamma ns}{k}\right)}{(1-2q)}\right] \\ &= \frac{1}{n} \cdot \frac{1}{1-2q} \cdot E\left[\sum_{i \in [n], j \in [s+1]} \mathbb{1}_{\{v=y_{ij}\}} - nq - \frac{\gamma ns}{k}\right] \\ &= \frac{1}{n} \cdot \frac{1}{1-2q} \cdot \left(E\left[\sum_{i \in [n], j \in [s+1]} \mathbb{1}_{\{v=y_{ij}\}}\right] - nq - \frac{\gamma ns}{k}\right) \\ &= \frac{1}{n} \cdot \frac{1}{1-2q} \cdot \left(nf_v(1-q) + n(1-f_v)q + \frac{\gamma ns}{k} - nq - \frac{\gamma ns}{k}\right) \\ &= \frac{1}{n} \cdot \frac{1}{1-2q} \cdot (1-2q) \cdot nf_v \\ &= f_v \end{aligned}$$

□

G Proof of Theorem 7

Proof. As each user sends dummy points with the probability of γ , the distribution of any value in dummy points is

$Bin(ns, \frac{\gamma}{k})$. The estimation function of relaxed pureDUMP is

$$\tilde{f}_v = \frac{1}{n} \cdot \left(\sum_{i \in [n], j \in [s+1]} \mathbb{1}_{\{v=y_{ij}\}} - \frac{\gamma ns}{k} \right)$$

We have

$$\begin{aligned} \text{Var}[\tilde{f}_v] &= \text{Var}\left[\frac{1}{n} \cdot \left(\sum_{i \in [n], j \in [s+1]} \mathbb{1}_{\{v=y_{ij}\}} - \frac{\gamma ns}{k} \right)\right] \\ &= \frac{1}{n^2} \cdot \text{Var}\left[\sum_{i \in [n], j \in [s+1]} \mathbb{1}_{\{v=y_{ij}\}} \right] \\ &= \frac{1}{n^2} \cdot ns \cdot \frac{\gamma}{k} \cdot \left(1 - \frac{\gamma}{k}\right) \\ &= \frac{s\gamma(k-\gamma)}{nk^2} \end{aligned}$$

The Lemma 4 has been proved that the \tilde{f}_v is unbiased in relaxed pureDUMP, we have the MSE of relaxed pureDUMP is

$$\begin{aligned} \text{MSE} &= \frac{1}{k} \sum_{v \in \mathbb{D}} E[(\tilde{f}_v - f_v)^2] = \frac{1}{k} \sum_{v \in \mathbb{D}} \text{Var}(\tilde{f}_v) \\ &= \frac{s\gamma(k-\gamma)}{nk^2} \end{aligned}$$

□

H Proof of Theorem 8

Proof. As each user generates dummy data in probability of γ in relaxed mixDUMP, the distribution of any value

is

$$\begin{aligned} \text{MSE} &= \frac{1}{k} \sum_{v \in \mathbb{D}} E[(\tilde{f}_v - f_v)^2] = \frac{1}{k} \sum_{v \in \mathbb{D}} \text{Var}(\tilde{f}_v) \\ &= \frac{1}{n} \cdot \frac{e^{\epsilon_l} + k - 2}{(e^{\epsilon_l} - 1)^2} + \frac{s\gamma(k-\gamma)}{nk^2} \cdot \left(\frac{e^{\epsilon_l} + k - 1}{e^{\epsilon_l} - 1}\right)^2 \end{aligned}$$

in dummy points is $Bin(ns, \frac{\gamma}{k})$. The estimation function of relaxed mixDUMP is

$$\tilde{f}_v = \frac{1}{n} \cdot \left(\sum_{i \in [n], j \in [s+1]} \mathbb{1}_{\{v=y_{ij}\}} - n\lambda\left(1 - \frac{1}{k}\right) - \frac{\gamma ns}{k} \right) / \left(1 - 2\lambda\left(1 - \frac{1}{k}\right)\right)$$

where $\lambda = \frac{k}{k-1}q$. To simplify derivation, we replace λ with q , and with $p = \frac{e^{\epsilon_l}}{e^{\epsilon_l} + k - 1}$, $q = \frac{1}{e^{\epsilon_l} + k - 1}$, we have the variance of \tilde{f}_v is

$$\begin{aligned} \text{Var}[\tilde{f}_v] &= \text{Var}\left[\frac{1}{n} \cdot \frac{\sum_{i \in [n], j \in [s+1]} \mathbb{1}_{\{v=y_{ij}\}} - \gamma ns \cdot \frac{1}{k} - nq}{p - q}\right] \\ &= \frac{1}{n^2} \cdot \frac{1}{(p - q)^2} \text{Var}\left[\sum_{i \in [n], j \in [s+1]} \mathbb{1}_{\{v=y_{ij}\}} \right] \\ &= \frac{1}{n^2} \cdot \frac{1}{(p - q)^2} (nq(1 - q) + ns \cdot \frac{\gamma}{k} \cdot \frac{k - \gamma}{k}) \\ &= \frac{1}{n} \cdot \frac{e^{\epsilon_l} + k - 2}{(e^{\epsilon_l} - 1)^2} + \frac{s\gamma(k-\gamma)}{nk^2} \cdot \left(\frac{e^{\epsilon_l} + k - 1}{e^{\epsilon_l} - 1}\right)^2 \end{aligned}$$

The Lemma 5 has been proved that the \tilde{f}_v is unbiased in relaxed mixDUMP, we have the MSE of relaxed mixDUMP □