

A Content Driven Resource Allocation Scheme for Video Transmission in Vehicular Networks

Jiujiu Chen*, Chunyan Feng*, Caili Guo[†], Xu Zhu*

*Beijing Laboratory of Advanced Information Networks

[†]Beijing Key Laboratory of Network System Architecture and Convergence
Beijing University of Posts and Telecommunications, Beijing, 100876, China

Email: {chenjiujiu, cyfeng, guocaili, zhuxu}@bupt.edu.cn

Abstract—With the growing computer vision applications, lots of videos are transmitted for content analysis, the way to allocate resources can affect the performance of video content analysis. For this purpose, the traditional resource allocation schemes for video transmission in vehicular networks, such as quality-of-service (QoS) based or quality-of-experience (QoE) based schemes, are no longer optimal anymore. In this paper, we propose an efficient content driven resource allocation scheme for vehicles equipped with cameras under bandwidth constraints in order to improve the video content analysis performance. The proposed resource allocation scheme is based on maximizing the quality-of-content (QoC), which is related to the content analysis performance. A QoC based assessment model is first proposed. Then, the resource allocation problem is converted to a solvable convex optimization problem. Finally, simulation results show the better performance of our proposed scheme than the existing schemes like QoE based schemes.

Index Terms—quality of content, resource allocation, video transmission, vehicular networks.

I. INTRODUCTION

Recently vehicular networks get wide attentions, and many researches focus on communications in vehicular networks [1]. At the same time, video service becomes a large proportion of wireless traffic in vehicular networks and takes up a lot bandwidth, which makes wireless resource allocation in vehicular networks very important [2]. Traditional resource allocation schemes focus on quality-of-service (QoS) based or quality-of-experience (QoE) based methods. For the QoS based schemes, resource allocation is optimized by adjusting jointly those network parameters like delay, packet loss, throughput, jitter and so on [3,4]. More followed researches focusing on user experience. For the QoE based schemes, the satisfaction level of users is improved by jointly considering the user perception and experience of videos and the network parameters [5,6].

However, those studies are based on the perspectives of network efficiency and user experience, and do not consider the quality-of-content (QoC) of videos, which is related to content information and content analysis accuracy. Nowadays, many computer vision applications such as autonomous driving focus on visual content understanding and analysis tasks [7,8], where the traditional resource allocation schemes for

video transmission is no longer optimal anymore [9]. Hence, under the condition of resource limitation, how to reasonably allocate resources, such as bandwidth, to transfer content information correctly and meet the accuracy requirement of video content analysis tasks, is an urgent problem to be solved.

In this paper, we contribute to design a content driven resource allocation schemes for video transmission in order to get better video content analysis performance. To achieve this purpose, this paper makes the following contributions:

1) We propose a quality assessment model of the video content, named QoC model, which is used as a resource allocation guideline for video transmission from vehicles to the edge server. Based on the basic video content analysis task, taking object detection as an example, the model reveals the relationship between detection accuracy and data rate.

2) We design a QoC based resource allocation scheme in vehicular networks to get better video content analysis performance. The resource allocation problem is converted to a convex optimization problem, which can be solved by a standard solver.

The rest of this paper is organized as follows. In Section II, we introduce the system model and video transmission architecture. Section III proposes a QoC model for system performance description and develops a resource allocation scheme based on the QoC formulation. Simulation results are shown in Section IV, followed by the conclusion remarks in Section V.

II. SYSTEM MODEL AND TRANSMISSION ARCHITECTURE

A. System Model

As shown in Fig. 1, a vehicular network consists of an edge server and multiple vehicles equipped with cameras. Vehicles are randomly distributed in the server's coverage area and move on different roads, which determine the different collected video content, such as different vehicle and pedestrian densities. Vehicles on each road can encode and transmit the collected videos to the edge server. The basic video content analysis tasks, such as object detection, are completed at vehicle terminals. Vehicles upload the encoded video, along with the detection results, to the edge server, which allocates resources, such as bandwidth, to vehicles according to the detection results. The captured video clips on vehicles are encoded with the high efficiency video coding (HEVC) [10]

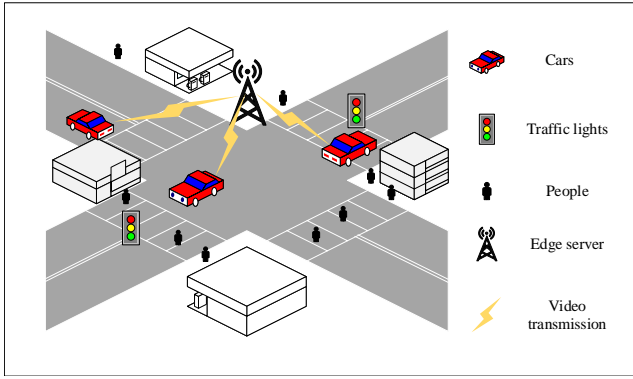


Fig. 1. Scenario and system model.

with different encoding data rates, based on the detection results, under resource constraint. Therefore, the overall content quality of videos is related to the resource allocation. In this paper, considering that vehicles have certain computational power and energy supply, we assume the video pre-analysis tasks, object detection in this paper, are accomplished at vehicles and video storage or other video content analysis tasks are carried out at the edge server, which can achieve faster analysis results.

B. Transmission Architecture

The system transmission architecture is shown as Fig. 2. Within the coverage of the edge server, the system completes the transmission of the video collected by the vehicle, assuming that the total duration from the vehicle initiating a video transmission request to the next request is T .

In the first step, the vehicles carry out video preprocessing, such as object detection, to obtain the video content information and upload it to the edge server, while the edge server obtains the channel state information (CSI)[11,12]. The first processing delay is t_1 . In the second step, the edge server obtains global information (including all the video information and CSI), calculates the optimal resource allocation results based on the QoC model, and feeds back to each vehicle end. The second processing delay is t_2 . Hence, before video clips transmission, the total processing delay is $\Delta t = t_1 + t_2$. Finally, according to the allocated resources, the vehicles encode the video clips and transmits them to the edge server through wireless channels, followed the wireless video transmission protocol. The edge server decodes the received video and stores it or uses it for other content analysis tasks.

III. QoC MODEL AND RESOURCE ALLOCATION SCHEME

A. Quality Assessment Model of Content

Based on the system model and transmission architecture, the key to resource allocation is to build the QoC model first. Next, we explore the relationship between content quality and data rate, and described it as a mathematical model. In this paper, quality of video content can be approximately measured by the accuracy of the object detection system. Without loss of generality, we adopt HEVC scheme as the video encoder,

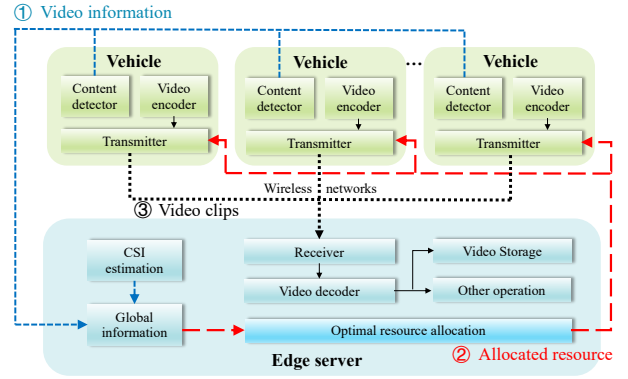


Fig. 2. System transmission architecture.

which has a wide range of applications. Considering the speed and accuracy of detection and applicability, we adopt the faster region-based convolutional neural networks (Faster R-CNN) [13] as the object detection system in this paper. The object categories mainly include people, cars and traffic lights, which are vital objects in traffic scene. It is worth mentioning that other detection systems or recognition tasks can also be applied or implemented for our proposed scheme.

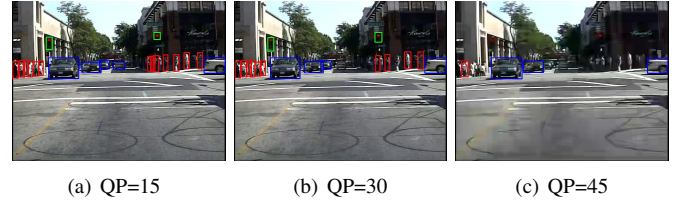


Fig. 3. The qualitatively detection results with different values of QP.

According to [14], the human detection accuracy can be improved by adaptively adjusting the quantization parameters (QP) of video encoder. Figure 3 qualitatively shows the detection results on the compressed videos with different values of QP on Caltech Dataset [15]. Red, blue, and green boxes denote people, cars, and traffic lights detection regions, respectively. Different values of QP lead to different compression ratios of video clip, and different video qualities lead to different detection accuracies. Hence, we first find the assessment model of relationship between QP and detection accuracy.

Experiments on Caltech Dataset reveal the relationship between QP and detection accuracy, as shown in Fig. 4, where the markers denote experiment data and solid lines denote fitting curves. According to the results, the higher the value of QP, the lower the detection accuracy. But, the limit value of detection accuracy depends on the detection system itself.

By curve fitting, the different kinds of object detection accuracy can be modeled as a function of QP and can be expressed approximately as

$$P_n(Q_m) = \alpha_n \cdot Q^{\beta_n} + \gamma_n, \quad (1)$$

where m and n denotes the number of videos captured by vehicles (each vehicle collects a video) and the number of

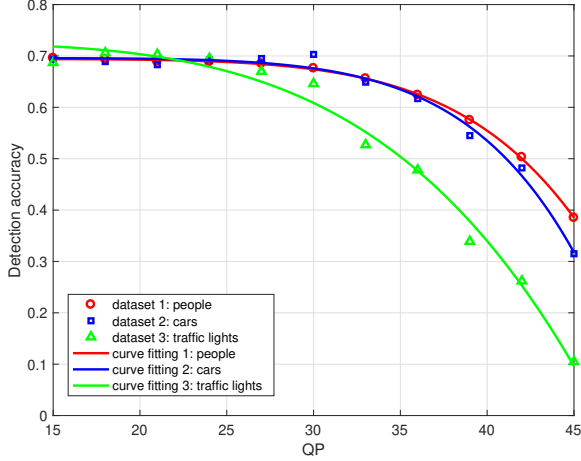


Fig. 4. Detection accuracy with different values of QP.

detection object categories, respectively. P_n and Q_m denote detection accuracy and value of QP, respectively. α_n , β_n , and γ_n are model parameters, which are related to video compression rate and detection accuracy. The root-mean-square error (RMSE) of the curve fittings are 0.208%, 1.403%, and 2.603%, respectively.

As mentioned above, different values of QP determine different compression ratios of video clips, and the sizes of video data rates are related to the compression ratios. Therefore, we then find the relationship between QP and video data rate, as shown in Fig. 5. Obviously, for all video clips from Caltech Dataset, the higher the value of QP, the lower the data rate. By curve fitting, the relationship between QP and data rate can be expressed approximatively as

$$Q_m = a_m \cdot \exp(b_m \cdot R_m), \quad (2)$$

where R_m denotes data rate. a_m and b_m are model parameters, which are related to video compression rate and video data rate. The RMSE of the curve fittings are 0.198%, 0.295%, and 0.405%, respectively.

Considering different video clips contain different amounts of content information, according to Eq. (1) and Eq. (2), the quality assessment model of content for each video can be finally expressed as

$$\begin{aligned} F_m^{\text{QoC}} &= \sum_{n=1}^N I_{m,n} P_n(Q_m(R_m)) \\ &= \sum_{n=1}^N I_{m,n} \left(\alpha_n (a_m \exp(b_m R_m))^{\beta_n} + \gamma_n \right), \end{aligned} \quad (3)$$

where F_m^{QoC} is the objective function of QoC model, $I_{m,n}$ denotes the amount of content information of different video (i. e. the object density of each video) and N is the total number of object categories. In the paper, $I_{m,n} P_n$ represents the amount of correct transmitted content information.

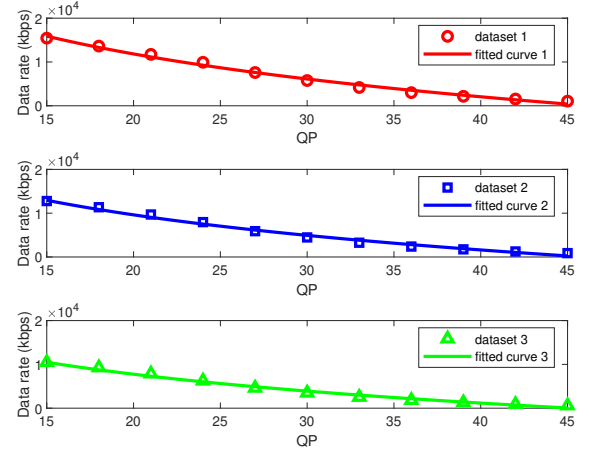


Fig. 5. Data rate with different values of QP.

From Eq. (3), quality of transmitted video content is related to detection accuracy and data rate. The video data rate is subject to transmission rate. So, improving the overall quality of video content lies in the efficient allocation of resources. In this paper, we mainly focus on bandwidth resource.

B. QoC based Resource Allocation Scheme

According to the above analysis, it is vital to design an efficient bandwidth allocation scheme to maximize the overall quality of video content at the edge server with a bandwidth constraint since wireless video transmission is bandwidth consuming and the overall bandwidth is limited.

Firstly, the data rate of the transmitted video is constrained by the transmission rate for each vehicle, $R_m \leq R_m^T(t)$. Considering the time-varying characteristics of the channel state information, the transmission rate for each vehicle at slot t can be formulated as

$$R_m^T(t) = B_m \log_2 \left(1 + \frac{S_m h_m(t)}{\sigma_m^2} \right), \quad (4)$$

where B_m is the bandwidth allocated for each vehicle, S_m , h_m and σ_m^2 denote transmit power, channel gain and noise power, respectively.

To simplify the analysis, we assume that near perfect CSI is available at the transmitters. The channel gain h_m modeled as independent random variables, account for both large-scale fading h_m^L (contains path loss h_{pl} and shadowing h_{sd}) and small-scale fading effects h_m^S . Since the large-scale fading of channels is typically determined by vehicle locations, which do not change too much during transmission slots [11]. Here, the path loss is modeled as $h_{pl} = 148.1 + 37.6 \log_{10}(d_m)$ (dB), where d_m (in km) is the distance between the m th vehicle and the edge server. Shadowing is modeled using a log-normal distribution, with a standard deviation of 8 dB and zero mean [11]. However, the small-scale fading components might change. Here, the small-scale fading coefficients, denoted by follow the Rayleigh

distribution with unit variance and zero mean. Considering the dynamic nature of the small-scale fading, we model the time-varying Rayleigh coefficients as independent first-order autoregressive processes [12], given by

$$h_m^S(t) = \rho_m(t_e) h_m^S(t - t_e) + e_h, \quad (5)$$

where t_e is the time interval, e_h is the process noise sequence which is drawn from a $\mathcal{CN}(0, 1 - \rho_m^2(t_e))$ distribution, $\rho_m(t_e)$ is the channel autocorrelation function and $\rho_m(t_e) = J_0(2\pi v_m t_e / f_c)$, where $J_0(\cdot)$ is the zero-order Bessel function of the first kind, f_c is the band mid-frequency and v_m is the velocity of the m th vehicle.

Therefore, the goal of our proposed scheme is to optimally allocate the bandwidth resource of each vehicle under constraints so that the overall accuracy of correct detection is maximized. The optimization problem can be express as

$$\begin{aligned} \text{P1: } & \max_{B_m} \frac{1}{M} \sum_{m=1}^M \sum_{n=1}^N \delta_n I_{m,n} P_n(Q_m(R_m)) \\ \text{s.t. } & \\ & C1: R_m \leq R_m^T(t), \quad \forall m \\ & C2: \sum_{m=1}^M B_m \leq B_{\text{total}} \\ & C3: B_m \geq B_{\text{min}}, \quad \forall m \\ & C4: P_n \geq P_{\text{min}}, \quad \forall n \\ & C5: \Delta t \leq t \leq T, \end{aligned} \quad (6)$$

where M is the total number of vehicles, and N is the total number of object categories. δ_n denotes the weight of different categories of detected objects, which means that different categories of detection object (such as people, cars, and traffic lights) are of different importance in content analysis tasks. B_m is bandwidth allocated for each vehicle. The first constraint in Eq. (6) is based on information transmission theory. B_{total} is the total bandwidth, B_{min} is the threshold of bandwidth, and P_{min} is the threshold of detection accuracy.

Firstly, according to Eq.(6), when $t \in (\Delta t, T)$, the CSI is time varying, and the problem is not convex. But, in a time interval t_e , the channel state can be considered as stable state, so the problem can be split into L subproblems, where $L = (T - \Delta t) / t_e$. Secondly, due to $\alpha_n < 0$, $\beta_n > 1$ and $b_m < 0$, then $\partial P_n \cdot \partial Q_m > 0$ (∂ is derivation operation) and the function $P_n(Q_m(R_m))$ is monotonically increasing in our domain, which takes the maximum when $R_m = R_m^T(t)$. Finally, in the first transmission time interval, for example, the resource allocation problem P1 can be converted to

$$\begin{aligned} \text{P2: } & \max_{B_m} \frac{1}{M} \sum_{m=1}^M \sum_{n=1}^N \delta_n I_{m,n} P_n(Q_m(R_m^T(B_m, t))) \\ \text{s.t. } & \\ & C1: \sum_{m=1}^M B_m \leq B_{\text{total}}, \quad \forall m \\ & C2: B_m \geq B_{\text{min}}, \quad \forall m \\ & C3: P_n \geq P_{\text{min}}, \quad \forall n \\ & C4: \Delta t \leq t \leq \Delta t + t_e. \end{aligned} \quad (7)$$

Combining Eq. (1) to (4), according to the rules of the composite functions, the problem P2 is a convex optimization

TABLE I
SYSTEM SIMULATION PARAMETERS.

Parameters	Value
The edge server coverage	1.2 km
Number of vehicles with cameras M	3
Number of detection categories N	3
The weights of detection categories $\delta_n, \forall n$	1
Range of vehicle speed $v_m, \forall m$	0~60 km/h
Range of distance $d_m, \forall m$	0.1~1.1 km
Transmitted power $S_m, \forall m$	23 dBm
Noise power spectral density $\sigma_m^2, \forall m$	-174 dBm/Hz
Band mid-frequency f_c	2GHz
The processing delay Δt	200ms
The time interval of small-scale fading t_e	50ms
The total bandwidth B_{total}	2~20MHZ
The minimum bandwidth limit B_{min}	$0.1 B_{\text{total}}$
The minimum detection accuracy P_{min}	0.3

TABLE II
THE SETTINGS OF MODEL PARAMETERS.

m or n	α_n	β_n	γ_n	a_m	b_m
1	-2.214e-12	6.741	0.6940	46.27	-7.086e-5
2	-3.820e-13	7.256	0.6958	45.96	-8.648e-5
3	-8.405e-8	4.158	0.7250	45.22	-1.052e-4

problem, the prove of it is shown in Appendix A, which can be solved by a standard solver, such as Matlab-based tool for convex optimization (CVX). In our proposed scheme, the allocated results are updated in every transmitted time interval.

IV. SIMULATION RESULTS

In the simulation experiments, video clips from Caltech Dataset [15] are used for wireless transmission. The video detector uses Faster-RCNN, and the detection environment is Windows 10 + Compute Unified Device Architecture (CUDA)10.0 + Pytorch 0.4.0. The video encoder uses HEVC, frame rate is 30 fps and the group of pictures (GoP) size is 4 (1 I frame and 3 P frames), and 300 frames are tested for each collected video. Sample frames are shown in Fig. 6.



(a) Frame of Video 1 (b) Frame of Video 2 (c) Frame of Video 3

Fig. 6. Sample frames, and the m th video is collected by the m th vehicle.

The system simulation parameters (based on 3GPP TR. 36.885) and model parameters are given in Table I and Table II respectively, and Table III shows the information of video clips. The initial relative position of the vehicle to the edge server is randomly generated. Considering the channel characteristics in a vehicular network, 1000 independent Monte Carlo channel simulations are implemented and take the mean to eradicate any discrepancy.

TABLE III
THE INFORMATION OF VIDEO CLIPS.

Video	Dataset	Resolution	Pedestrian density	Vehicle density	Number of objects per frame (person/car/traffic light)
1	Caltech set03v008	640*480	High	Low	11.1 / 1.6 / 1.5
2	Caltech set01v000	640*480	Low	High	1.0 / 8.5 / 0.3
3	Caltech set10v004	640*480	Low	Low	0.0 / 1.9 / 0.0

TABLE IV
THE COMPARISON OF EACH SCHEME.

	QoC-based	DA-based	QoE-based
Scheme source	Proposed	[9]	[5]
Guidance Model	Eq. (3)	Eq. (1) in [9]	Eq. (5) in [5]
Solver	CVX	CVX	CVX
Video content	Considered	Considered	No
Content categories	Considered	No	No
Content density	Calculated	No	No

We compare our proposed QoC based allocation scheme with two other schemes: the detection accuracy (DA) driven scheme in [9], proposed to maximize the mean accuracy, and the QoE based scheme in [5], proposed to maximize the QoE-based mean-opinion-score (MOS) value. The differences and comparison of each scheme are shown in Table IV.

Figure 7 shows the results of QoC-based bandwidth allocation with time-varying channel state based on Eq. (5), the all transmission time is $T = 2s$, and the total bandwidth is $B_{total} = 10MHz$. Clearly, the proposed scheme tends to provide higher bandwidth for the video with higher detection objectives density to ensure the quality of video content. Moreover, since channel is not constant with vehicle mobility, the transmission rate from vehicle to the edge server changes over time, so the result of resource allocation changes during a video transmission period. Moreover, with rapid channel changes, frequent updates of resource allocation based on proposed scheme ($L = (T - \Delta t)/t_e = 36$, in Fig.7), so the proposed scheme can adapt to the dynamic environment.

Figure 8 shows the bandwidth allocation results with different schemes. With the proposed scheme, vehicle 1 is allocated more bandwidth since its collected video contains more content information (given in Table III). Since the QoE based scheme is irrelevant to video content information, its allocation results is quite different. With the DA driven scheme, video with low content density like video 3 is also allocated some bandwidth for the pursuit of uniform detection accuracy. The results reveal that more informative videos have advantage on resource allocation under proposed scheme.

The overall detection accuracy performance with different schemes are shown in Fig.9. In the simulation, the detection accuracy is equal to true positive detection probability. For all schemes, the higher the total bandwidth, the higher the probability of correct detection, since higher bandwidth ensure better video quality. Due to the limitation of the detection system, the probability curves become flat out when the total bandwidth resource is sufficient. According to the results, the

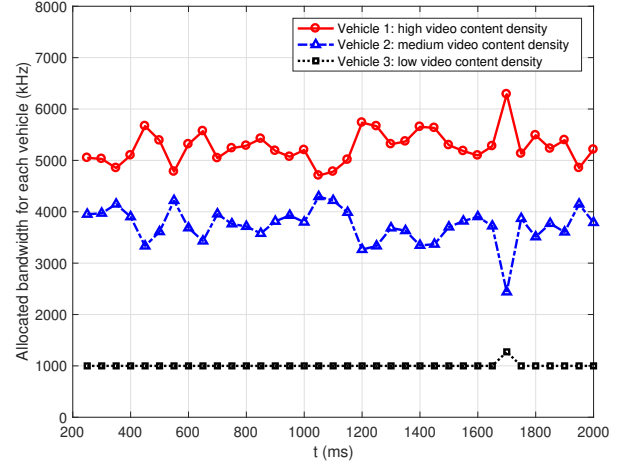


Fig. 7. QoC-based bandwidth allocation results with time-varying channel.

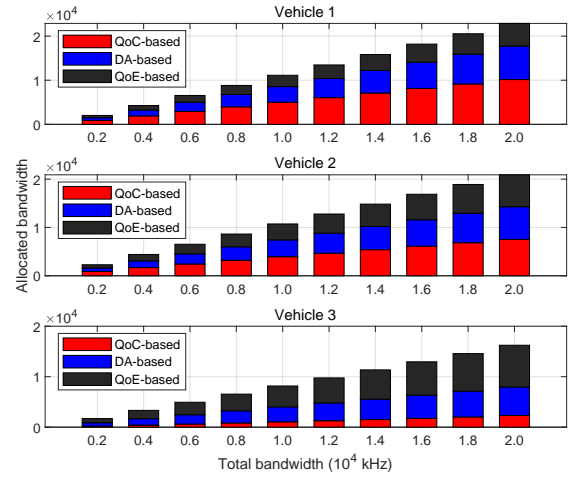


Fig. 8. Bandwidth allocation of the 3 vehicles with different schemes.

proposed scheme achieves better performance on detection accuracy due to its effective bandwidth allocation results.

The overall density of correctly detected objects with different schemes are shown in Fig.10. We use the overall density of object to represent the amount of content information, defined in Eq.3. Obviously, the proposed scheme leads to higher density of correctly detected objects. That is, the proposed scheme ensure that more objects can be detected correctly at the edge server again after video transmission. The results

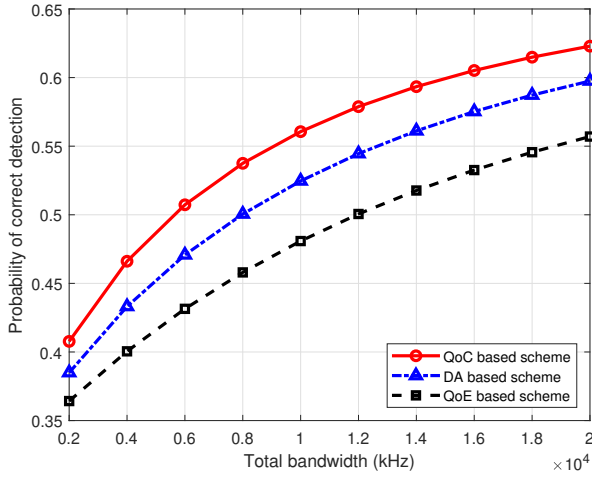


Fig. 9. Overall probability of correct detection with different schemes.

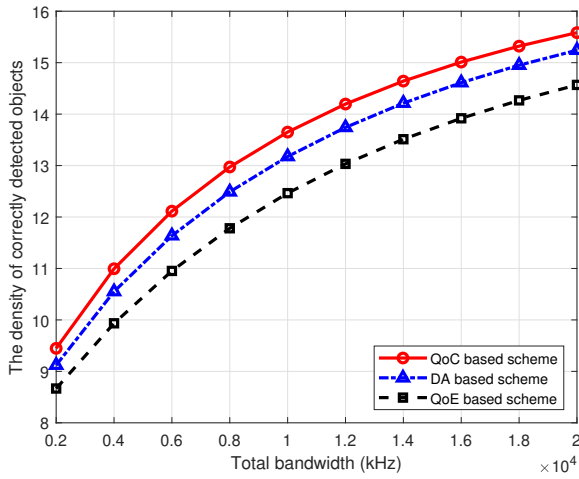


Fig. 10. Overall density of correctly detected objects with different schemes.

illustrate that efficient resource allocation helps to retain more content information of videos in transmission, so more useful content information can be received at the server.

V. CONCLUSION

In this paper, we proposed a QoC based bandwidth allocation scheme for video content understanding in vehicular network. Different from the traditional wireless resource allocation schemes such as QoS or QoE based schemes, our proposed scheme devotes to improve the overall content quality of transmitted videos. The Faster R-CNN object detection system is used for vehicles and its detection accuracy in terms of QP is given. Then, we derived the quality assessment of video content. The proposed bandwidth allocation scheme to maximize the overall correct detected probability can be transformed into a convex optimization problem. Simulation results demonstrate the effectiveness of our proposed scheme. For future works, combining wireless video transmission resource

management and computer vision techniques is interesting and crucial for automatic driving applications.

APPENDIX A

PROOF OF THE CONVEXITY OF P2

For the definition of channel model in Section III, near perfect CSI was known, and small-fading defined in Eq.(5) is constant in duration t_e . In time $t \in (\Delta t, \Delta t + t_e)$, the channel gain h_m is constant and not time-varying. Hence, firstly, according to Eq.(4), transmitted rate $R_m^T(B_m) = B_m \log_2(1 + \frac{S_m h_m}{\sigma^2})$ is a logarithmic function, which is concave and increasing, with the independent variables B_m . Secondly, according to Eq.(2), $Q_m(\cdot)$ is convex and decreasing, so the function $Q_m(R_m^T(B_m))$ is convex and decreasing by the composition rule. Thirdly, according to Eq.(1), $P_n(\cdot)$ is a concave and decreasing function, so composite function $P_n(Q_m(R_m^T(B_m)))$ is concave. Furthermore, as shown in Table II, $\alpha_n < 0$, $\beta_n > 1$ and $b_m < 0$, then $\frac{\partial P_n(Q_m(R_m^T(B_m)))}{\partial B_m} > 0$. Lastly, due to δ_n and $I_{m,n}$ are known constants, M and N are finite positive integers, the objective function of P2 is non-negative sums of concave and increasing functions, based on the rules of composite functions.

Therefore, the optimization problem in P2 is convex, since the objective function is concave and the feasible set determined by all the constraints in P2 (C1~C4) is convex.

REFERENCES

- [1] N. Lu, N. Cheng, and N. Zhang, "Connected vehicles: Solutions and challenges," *IEEE Internet of Things Journal*, vol. 1, pp. 289299, Aug 2014.
- [2] R. Yu, Y. Zhang, and S. Gjessing, "Toward cloud-based vehicular networks with efficient resource management," *IEEE Network*, vol. 27, pp. 4855, Sep 2013.
- [3] H. Lin, "Cross layer adaptation with qos guarantees for wireless scalable video streaming," *IEEE Commun. Lett.*, vol. 16, pp. 13491352, Sep 2012.
- [4] S. Fan and H. Zhao, "Delay-based cross-layer qos scheme for video streaming in wireless ad hoc networks," *China Commun.*, vol. 15, pp. 215234, Sep 2018.
- [5] A. Khan, L. Sun, and E. Ifeachor, "Qoe prediction model and its application in video quality adaptation over umts networks," *IEEE Trans. Multimedia*, vol. 14, pp. 431442, Apr 2012.
- [6] P. Wu, C. Huang, and J. Hwang, "Video-quality-driven resource allocation for real-time surveillance video uplinking over ofdma-based wireless networks," *IEEE Trans. Veh. Tech.*, vol. 64, pp. 32333246, July 2015.
- [7] F. R. Hsu, "A study of user interface with wearable devices based on computer vision," *IEEE Consumer Electronics Mag.*, vol. 9, pp. 4348, Jan 2020.
- [8] Z. Zhou, X. Chen, E. Li, L. Zeng, K. Luo, and J. Zhang, "Edge intelligence: Paving the last mile of artificial intelligence with edge computing," *Proceedings of the IEEE*, vol. 107, pp. 17381762, Aug 2019.
- [9] X. Chen and J. Hwang, "A quality-of-content-based joint source and channel coding for human detections in a mobile surveillance cloud," *IEEE Trans. Circuits and Systems for Video Tech.*, vol. 27, pp. 1931, Jan 2017.
- [10] G. J. Sullivan, J. Ohm, and W. Han, "Overview of the high efficiency video coding (hevc) standard," *IEEE Trans. Circuits and Systems for Video Tech.*, vol. 22, pp. 16491668, Dec 2012.
- [11] C. Guo, L. Liang, and G. Y. Li, "Resource allocation for vehicular communications with low latency and high reliability," *IEEE Trans. Wireless Commun.*, vol. 18, pp. 38873902, Aug 2019.
- [12] J. Shi, Z. Yang, H. Xu, M. Chen, and B. Champagne, "Dynamic resource allocation for lte-based vehicle-to-infrastructure networks," *IEEE Trans. Veh. Tech.*, vol. 68, pp. 50175030, May 2019.
- [13] S. Ren, K. He, and R. Girshick, "Faster r-cnn: Towards real-time object detection with region proposal networks," *IEEE Trans. Pattern Analysis and Machine Int.*, vol. 39, pp. 11371149, June 2017.
- [14] S. Milani, R. Bernardini, and R. Rinaldo, "A saliency-based rate control for people detection in video," in *2013 IEEE Int. Conf. on Acoustics, Speech and Signal Processing*, pp. 20162020, May 2013.
- [15] P. Dollar, C. Wojek, and B. Schiele, "Pedestrian detection: An evaluation of the state of the art," *IEEE Trans. Pattern Analysis and Machine Int.*, vol. 34, pp. 743761, Apr 2012.