
EXPERIMENTAL DESIGN FOR OVERPARAMETERIZED LEARNING WITH APPLICATION TO SINGLE SHOT DEEP ACTIVE LEARNING

A PREPRINT

Neta Shoham
School of Mathematical Sciences
Tel Aviv University
Tel Aviv, Israel
shohamne@gmail.com

Haim Avron
School of Mathematical Sciences
Tel Aviv University
Tel Aviv, Israel
haimav@tauex.tau.ac.il

November 25, 2021

ABSTRACT

The impressive performance exhibited by modern machine learning models hinges on the ability to train such models on a very large amounts of labeled data. However, since access to large volumes of labeled data is often limited or expensive, it is desirable to alleviate this bottleneck by carefully curating the training set. Optimal experimental design is a well-established paradigm for selecting data point to be labeled so to maximally inform the learning process. Unfortunately, classical theory on optimal experimental design focuses on selecting examples in order to learn underparameterized (and thus, non-interpolative) models, while modern machine learning models such as deep neural networks are overparameterized, and oftentimes are trained to be interpolative. As such, classical experimental design methods are not applicable in many modern learning setups. Indeed, the predictive performance of underparameterized models tends to be variance dominated, so classical experimental design focuses on variance reduction, while the predictive performance of overparameterized models can also be, as is shown in this paper, bias dominated or of mixed nature. In this paper we propose a design strategy that is well suited for overparameterized regression and interpolation, and we demonstrate the applicability of our method in the context of deep learning by proposing a new algorithm for single-shot deep active learning.

1 Introduction

The impressive performance exhibited by modern machine learning models hinges on the ability to train the aforementioned models on a very large amounts of labeled data. In practice, in many real world scenarios, even when raw data exists aplenty, acquiring labels might prove challenging and/or expensive. This severely limits the ability to deploy machine learning capabilities in real world applications. This bottleneck has been recognized early on, and methods to alleviate it have been suggested. Most relevant for our work is the large body of research on *active learning* or *optimal experimental design*, which aims at selecting data point to be labeled so to maximally inform the learning process. Disappointedly, active learning techniques seem to deliver mostly lukewarm benefits in the context of deep learning.

One possible reason why experimental design has so far failed to make an impact in the context of deep learning is that such models are *overparameterized*, and oftentimes are trained to be *interpolative* [37], i.e., they are trained so that a perfect fit of the training data is found. This raises a conundrum: the classical perspective on statistical learning theory is that overfitting should be avoided since there is a tradeoff between the fit and complexity of the model. This conundrum is exemplified by the *double descent phenomena* [7, 5], namely when fixing the model size and increasing the amount of training data, the predictive performance initially goes down, and then starts to go up, exploding when the amount of training data approaches the model complexity, and then starts to descent again. This runs counter to statistical intuition which says that more data implies better learning. Indeed, when using interpolative models, more data can hurt [26]! This phenomena is exemplified in the curve labeled “Random Selection” in Figure 1. The predictive

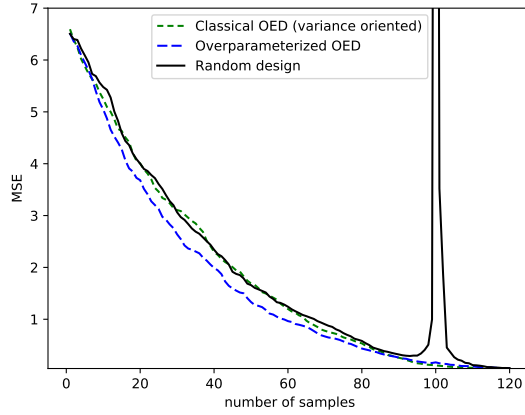


Figure 1: Mean squared error of a minimum norm linear interpolative model. The model has 100 parameters. We use synthetic data. The full experimental setup is described in Appendix E.

performance of various designs when learning a linear regression model and varying the amount of training data with responses is explored in Figure 1.

The fact that more data can hurt further motivates experimental design in the interpolative regime. Presumably, if data is carefully curated, more data should never hurt. Unfortunately, classical optimal experimental design focuses on the underparameterized (and thus, non-interpolative) case. As such, the theory reported in the literature is often not applicable in the interpolative regime. As our analysis shows (see Section 3), the prediction error of interpolative models can either be *bias dominated* (the first descent phase, i.e., when training size is very small compared to the number of parameters), *variance dominated* (near equality of size and parameters) or of *mixed nature*. However, properly trained underparameterized models tend to have prediction error which is variance dominated, so classical experimental design focuses on variance reduction. As such, naively using classical optimality criteria, such as V-optimality (the one most relevant for generalization error) or others, in the context of interpolation, tends to produce poor results when prediction error is bias dominated or of mixed nature. This is exemplified in the curve labeled “Classical OED” in Figure 1.

The goal of this paper is to understand these regimes, and to propose an experimental design strategy that is well suited for overparameterized models. Like many recent work that attempt to understand the double descent phenomena by analyzing underdetermined linear regression, we too use a simple linear regression model in our analysis of experimental design in the overparameterized case (however, we also consider kernel ridge regularization, not only linear interpolative models). We believe that understanding experimental design in the overparameterized linear regression case is a prelude to designing effective design algorithms for deep learning. Indeed, recent theoretical results showed a deep connection between deep learning and kernel learning via the so-called Neural Tangent Kernel [18, 1, 23]. Based on this connection, and as a proof-of-concept, we propose a new algorithm for single-shot deep active learning.

Let us now summarize our contributions:

- We analyze the prediction error of learning overparameterized linear models for a given fixed design, revealing a three possible regimes that call for different design criteria: bias dominated, variance dominated, and mixed nature. We also reveal an interesting connections between overparameterized experimental design and the *column subset selection problem* [9], *transductive experimental design* [36], and *coresets* [33]. We also show how our approach extends to kernel ridge regression.
- We propose a novel greedy algorithm for finding designs for overparametrized linear models. As exemplified in the curve labeled “Overparameterized OED”, our algorithm is sometimes able to mitigate the double descent phenomena, while still performing better than random design (though no formal proof of this fact is provided).
- We show how our algorithm can also be applied for kernel ridge regression, and report experiments that even when the number of parameters is in a sense infinite, our algorithm is sometimes able to find better design than random selection or transductive experimental design [36].
- We propose a new algorithm for single-shot deep active learning and demonstrate its effectiveness on MNIST.

Related Work. The phenomena of benign overfitting and double descent was firstly recognized in deep neural networks [37], and later discussed and analyzed in the context of linear models [37, 8, 6, 7, 5]. Recently there is also a

growing interest in the related phenomena of “more data can hurt” [26, 25, 27, 24]. A complementary work discussed the need to consider zero regularization coefficient (and even negative) for real life large linear models [20].

Experimental design is an well established paradigm in statistics, extensively covered in the literature for the linear case [31] and the non linear case [30]. The application of it to pool based active learning with batch acquisitions appears in Yu et al. [36] for linear models and in Hoi et al. [15] for logistic regression. It was also proposed in the context of deep learning [34]. Another related line of work is recent work by Haber and Horesh on experimental design for ill-posed inverse problems [13, 14, 16]. Active learning in the context of overparameterized learning was explored by [19], however their approach that suggest differs from ours significantly.

A popular modern approach for pool based active learning with batch acquisition is coresets [33, 12, 2, 29]. This approach has been used in the context of active learning for DNNs.

Active learning in the context of overparameterized models was explored by [19]. Their method is based on artificially completing the labels using a minimax approach.

Notation We denote scalars using Greek letters or using x, y, \dots . Vectors are denoted by $\mathbf{x}, \mathbf{y}, \dots$ and matrices by $\mathbf{A}, \mathbf{B}, \dots$. The $s \times s$ identity matrix is denoted \mathbf{I}_s . We use the convention that vectors are column-vectors. For a matrix $\mathbf{X} \in \mathbb{R}^{n \times d}$, we use \mathbf{X}^+ to denotes its Moore-Pensrose pseudoinverse (or just pseudoinverse). For a natural number n , we denote $[n] := \{1, \dots, n\}$. For a matrix $\mathbf{X} \in \mathbb{R}^{n \times d}$ and for index sets $\mathcal{S} \subseteq [n]$, $\mathcal{T} \subseteq [d]$, we denote by $\mathbf{X}_{\mathcal{S}, \mathcal{T}}$ the matrix obtained by restricting to the rows whose index is in \mathcal{S} and the columns whose index is in \mathcal{T} . In this notation, “ \cdot ” is shorthand for the entire index set, e.g. $\mathbf{X}_{\mathcal{S}, \cdot} = \mathbf{X}_{\mathcal{S}, [d]}$.

2 Underparameterized V-Optimal Experimental Design

Classical (underparametrized) optimal experimental design for linear regression considers learning a linear function

$$\hat{y}(\mathbf{x}) = \mathbf{x}^T \hat{\mathbf{w}}, \quad \hat{\mathbf{w}} \in \mathbb{R}^d \quad (1)$$

from examples. There are quite a few possible mathematical frameworks for analyzing this. For simplicity, we consider the following setup. Given an \mathbf{x} , we assume the true functional dependency is

$$y(\mathbf{x}) = \mathbf{x}^T \mathbf{w}$$

where $\mathbf{w} \in \mathbb{R}^d$ is an unknown fixed vector of parameters. In practice, given some $\mathbf{x} \in \mathbb{R}^d$ we can observe a noisy response:

$$y = \mathbf{x}^T \mathbf{w} + \epsilon,$$

where $\epsilon \sim \mathcal{N}(0, \sigma^2)$ is random noise. Given some learned $\hat{\mathbf{w}}$ (which defines \hat{y} via Eq. (1)), we assess it using the *risk* with respect to some unknown data distribution ρ on \mathbb{R}^d :

$$R(\hat{\mathbf{w}}) := \mathbb{E}_{\mathbf{x} \sim \rho} [(\mathbf{x}^T \mathbf{w} - \mathbf{x}^T \hat{\mathbf{w}})^2].$$

Assuming that ρ encodes the distribution of actual data for prediction, then $R(\hat{\mathbf{w}})$ measures the mean squared error (MSE) of the prediction. We do not assume that we know ρ .

Consider the case we have selected some data points $\mathbf{x}_1, \dots, \mathbf{x}_n$ (e.g., by sampling ρ , but not necessarily that scenario), and obtained responses

$$y_i = \mathbf{x}_i^T \mathbf{w} + \epsilon_i$$

where $\epsilon_1, \dots, \epsilon_n$ are i.i.d. distributed $\mathcal{N}(0, \sigma^2)$. Let us now consider the underparameterized case, i.e. $n \geq d$, and furthermore assume that the set $\{\mathbf{x}_1, \dots, \mathbf{x}_n\}$ contains at least d independent vectors (i.e., the space spanned by these vector has dimension d). The best linear unbiased estimator $\hat{\mathbf{w}}$ according to the Gauss-Markov theorem is given by:

$$\hat{\mathbf{w}} = \arg \min_{\mathbf{w}} \|\mathbf{X}\mathbf{w} - \mathbf{y}\|_2^2 = \mathbf{X}^+ \mathbf{y}$$

where

$$\mathbf{X} := \begin{bmatrix} - & \mathbf{x}_1^T & - \\ & \vdots & \\ - & \mathbf{x}_n^T & - \end{bmatrix} \quad \mathbf{y} := \begin{bmatrix} y_1 \\ \vdots \\ y_n \end{bmatrix}$$

It is well known that $\hat{\mathbf{w}} - \mathbf{w}$ is a normal random vector with zero mean and covariance matrix $\sigma^2 \mathbf{M}^{-1}$, where $\mathbf{M} = \mathbf{X}^T \mathbf{X}$ is the Fisher information matrix. This implies that $\hat{y}(\mathbf{x}) - y(\mathbf{x})$ is also a normal variable with zero mean and variance equal to $\sigma^2 \mathbf{x}^T \mathbf{M}^{-1} \mathbf{x}$. Thus, we have

$$\mathbb{E}_{\epsilon} [R(\hat{\mathbf{w}})] = \mathbb{E}_{\mathbf{x} \sim \rho} [\text{Var}_{\epsilon} [\hat{y}(\mathbf{x})]] = \mathbb{E}_{\mathbf{x} \sim \rho} [\sigma^2 \mathbf{x}^T \mathbf{M}^{-1} \mathbf{x}] = \text{Tr} (\sigma^2 \mathbf{M}^{-1} \mathbf{C}_{\rho}) \quad (2)$$

where \mathbf{C}_ρ is the uncentered second moment matrix of ρ : $\mathbf{C}_\rho := \mathbb{E}_{\mathbf{x} \sim \rho} [\mathbf{x}\mathbf{x}^\top]$.

Eq. (2) motivates the so-called *V-optimal design* criterion: select the dataset $\mathbf{x}_1, \dots, \mathbf{x}_n$ so that $\varphi(\mathbf{M}) := \text{Tr}(\mathbf{M}^{-1}\mathbf{C}_\rho)$ is minimized (if we do not have access to \mathbf{C}_ρ then it is possible to estimate it by drawing samples from ρ). In doing so, we are trying to minimize the expected (with respect to the noise ϵ) average (with respect to the data \mathbf{x}) prediction variance, since the risk is composed solely from it (due to the fact that the estimator is unbiased). As we shall see, this is in contrast with the overparameterized case, in which the estimator is biased.

It is important to stress that the V-optimality criteria only makes sense if we impose some restriction on the selected $\mathbf{x}_1, \dots, \mathbf{x}_n$ since we can drive $\varphi(\mathbf{M})$ to zero by taking $\|\mathbf{x}_i\|_2 \rightarrow \infty$ (for $i = 1, \dots, n$). One possible restriction is to assume that the design is drawn from some fixed pool of examples. This is so called *pool-based active learning*. Another possible restriction is to require unit norm.

V-optimality is only one instance of various statistical criteria used in experimental design. In general experimental design, the focus is on minimizing a preselected criteria $\varphi(\mathbf{M})$ [31]. For example in D-optimal design, $\varphi(\mathbf{M}) = \det(\mathbf{M}^{-1})$ and in A-optimal design $\varphi(\mathbf{M}) = \text{Tr}(\mathbf{M}^{-1})$. However, since minimizing the V-optimality criterion corresponds to minimizing the risk, it is more appropriate when assessing the predictive performance of machine learning models.

3 Overparameterized Experimental Design Criteria

In this section we derive an expression for the risk in the overparameterized case, i.e. an analogous expression to Eq. (2) but for the case that $n \leq d$ (our expressions actually hold also for $n > d$). This, in turn, leads to an experimental design criteria analogous to V-optimality, but relevant for overparameterized modeling as well. We design a novel algorithm based on this criteria in subsequent sections.

3.1 Overparameterized Regression and Interpolation

When $n \geq d$ there is a natural candidate for $\hat{\mathbf{w}}$: the best unbiased linear estimator $\mathbf{X}^+\mathbf{y}^1$. However, when $d > n$ there is no longer a unique minimizer of $\|\mathbf{X}\mathbf{w} - \mathbf{y}\|_2^2$ as there is an infinite amount of interpolating \mathbf{w} 's, i.e. \mathbf{w} 's such that $\mathbf{X}\mathbf{w} = \mathbf{y}$ (the last statement makes the mild additional assumption that \mathbf{X} has full row rank). One natural strategy for dealing with the non-uniqueness is to consider the *minimum norm interpolator*:

$$\hat{\mathbf{w}} := \arg \min \|\mathbf{w}\|_2^2 \text{ s.t. } \mathbf{X}\mathbf{w} = \mathbf{y}$$

It is still the case that $\hat{\mathbf{w}} = \mathbf{X}^+\mathbf{y}$. Another option for dealing with non-uniqueness of the minimizer is to add a ridge term, i.e., add an additive penalty $\lambda\|\mathbf{w}\|_2^2$. Let:

$$\hat{\mathbf{w}}_\lambda := \|\mathbf{X}\mathbf{w} - \mathbf{y}\|_2^2 + \lambda\|\mathbf{w}\|_2^2$$

One can show that

$$\hat{\mathbf{w}}_\lambda = \mathbf{X}_\lambda^+ \mathbf{y} \tag{3}$$

where for $\lambda \geq 0$ we define $\mathbf{X}_\lambda^+ := (\mathbf{X}^\top \mathbf{X} + \lambda \mathbf{I}_d)^+ \mathbf{X}^\top$ (see also [4]). Note that Eq. (3) holds both for the overparameterized ($d \geq n$) and underparameterized ($d < n$) case.

Proposition 1. *The function $\lambda \mapsto \mathbf{X}_\lambda^+$ is continuous for all $\lambda \geq 0$.*

The proof, like all of our proofs, is delegated to the appendix. Thus, we also have that the minimum norm interpolator $\hat{\mathbf{w}}$ is equal to $\hat{\mathbf{w}}_0$, and that $\lambda \mapsto \hat{\mathbf{w}}_\lambda$ is continuous. This implies that the various expressions for the expected risk of $\hat{\mathbf{w}}_\lambda$ hold also when $\lambda = 0$. So, henceforth we analyze the expected risk of $\hat{\mathbf{w}}_\lambda$ and the results also apply for $\hat{\mathbf{w}}$.

3.2 Expected Risk of $\hat{\mathbf{w}}_\lambda$

The following proposition gives an expression for the expected risk of the regularized estimator $\hat{\mathbf{w}}_\lambda$. Note that it holds both for the overparameterized ($d \geq n$) and underparameterized ($d < n$) case.

Proposition 2. *We have*

$$\mathbb{E}[R(\hat{\mathbf{w}}_\lambda)] = \underbrace{\|\mathbf{C}_\rho^{1/2}(\mathbf{I} - \mathbf{M}_\lambda^+ \mathbf{M})\mathbf{w}\|_2^2}_{\text{bias}} + \underbrace{\sigma^2 \text{Tr}(\mathbf{C}_\rho \mathbf{M}_\lambda^{+2} \mathbf{M})}_{\text{variance}}$$

where $\mathbf{M}_\lambda := \mathbf{X}^\top \mathbf{X} + \lambda \mathbf{I}_d = \mathbf{M} + \lambda \mathbf{I}_d$. The expectation is with respect to the training noise ϵ .

¹In practice, when n is only mildly bigger than d it is usually better to regularize the problem.

The last proposition motivates the following design criterion, which can be viewed as a generalization of classical V-optimality:

$$\varphi_\lambda(\mathbf{M}) := \|\mathbf{C}_\rho^{1/2} (\mathbf{I} - \mathbf{M}_\lambda^+ \mathbf{M}) \mathbf{w}\|_2^2 + \sigma^2 \text{Tr}(\mathbf{C}_\rho \mathbf{M}_\lambda^{+2} \mathbf{M}).$$

For $\lambda = 0$ the expression simplifies to the following expression:

$$\varphi_0(\mathbf{M}) = \|\mathbf{C}_\rho^{1/2} (\mathbf{I} - \mathbf{P}_\mathbf{M}) \mathbf{w}\|_2^2 + \sigma^2 \text{Tr}(\mathbf{C}_\rho \mathbf{M}^+)$$

where $\mathbf{P}_\mathbf{M} = \mathbf{M}^+ \mathbf{M}$ is the projection on the row space of \mathbf{X} . Note that when $n \geq d$ and \mathbf{X} has full column rank, $\varphi_0(\mathbf{M})$ reduces to the variance of underparameterized linear regression, so minimizing $\varphi_\lambda(\mathbf{M})$ is indeed a generalization of the V-optimality criterion.

Note the bias-variance tradeoff in $\varphi_\lambda(\mathbf{M})$. When the bias term is much larger than the variance, something we should expect for small n , then it makes sense for the design algorithm to be bias oriented. When the variance is larger, something we should expect for $n \approx d$ or $n \geq d$, then the design algorithm should be variance oriented. It is also possible to have mixed nature in which both bias and variance are of the same order.

3.3 Practical Criterion

As is, φ_λ is problematic as an experimental design criterion since it depends both on \mathbf{w} and on \mathbf{C}_ρ . We discuss how to handle an unknown \mathbf{C}_ρ in subsection 3.5. Here we discuss how to handle an unknown \mathbf{w} . Note that obviously \mathbf{w} is unknown: it is exactly what we want to approximate! If we have a good guess $\tilde{\mathbf{w}}$ for the true value of \mathbf{w} , then we can replace \mathbf{w} with $\tilde{\mathbf{w}}$ in φ_λ . However, in many cases, such an approximation is not available. Instead, we suggest to replace the bias component with an upper bound: $\|\mathbf{C}_\rho^{1/2} (\mathbf{I} - \mathbf{M}_\lambda^+ \mathbf{M}) \mathbf{w}\|_2^2 \leq \|\mathbf{w}\|_2^2 \|\mathbf{C}_\rho^{1/2} (\mathbf{I} - \mathbf{M}_\lambda^+ \mathbf{M})\|_F^2$.

Let us now define a new design criterion which has an additional parameter $t \geq 0$:

$$\bar{\varphi}_{\lambda,t}(\mathbf{M}) = \underbrace{\|\mathbf{C}_\rho^{1/2} (\mathbf{I} - \mathbf{M}_\lambda^+ \mathbf{M})\|_F^2}_{\text{bias bound (divided by } \|\mathbf{w}\|_2^2)} + \underbrace{t \text{Tr}(\mathbf{C}_\rho \mathbf{M}_\lambda^{+2} \mathbf{M})}_{\text{variance (divided by } \|\mathbf{w}\|_2^2)}.$$

The parameter t captures an a-priori assumption on the tradeoff between bias and variance: if we have $t = \sigma^2 / \|\mathbf{w}\|_2^2$, then $\varphi_\lambda(\mathbf{M}) \leq \|\mathbf{w}\|_2^2 \cdot \bar{\varphi}_{\lambda,t}(\mathbf{M})$. Thus, minimizing $\bar{\varphi}_{\lambda,t}(\mathbf{M})$ corresponds to minimizing an upper bound of φ_λ , if t is set correctly.

Another interpretation of $\bar{\varphi}_{\lambda,t}(\mathbf{M})$ is as follows. If we assume that $\mathbf{w} \sim \mathcal{N}(0, \gamma^2 \mathbf{I}_d)$, then

$$\mathbb{E}_{\mathbf{w}}[\varphi_\lambda(\mathbf{M})] = \gamma^2 \|\mathbf{C}_\rho^{1/2} (\mathbf{I} - \mathbf{M}_\lambda^+ \mathbf{M})\|_F^2 + \sigma^2 \text{Tr}(\mathbf{C}_\rho \mathbf{M}_\lambda^{+2} \mathbf{M})$$

so if we set $t = \sigma^2 / \gamma^2$ then $\gamma^2 \bar{\varphi}_{\lambda,t}(\mathbf{M}) = \mathbb{E}_{\mathbf{w}}[\varphi_\lambda(\mathbf{M})]$, so minimizing $\bar{\varphi}_{\lambda,t}(\mathbf{M})$ corresponds to minimizing the expected risk if t is set correctly. Again, the parameter t captures an a-priori assumption on the tradeoff between bias and variance.

Remark 1. One alternative strategy for dealing with the fact that \mathbf{w} is unknown is to consider a sequential setup where batches are acquired incrementally based on increasingly refined approximations of \mathbf{w} . Such a strategy falls under the heading of Sequential Experimental Design. In this paper, we focus on *single-shot* experimental design, i.e. examples are chosen to be labeled once. We leave sequential experimental design to future research. Although, we decided to focus on the single-shot scenario for simplicity, the single-shot scenario actually captures important real-life scenarios.

3.4 Comparison to Other Generalized V-Optimality Criteria

Consider the case of $\lambda = 0$. Note that we can write: $\bar{\varphi}_{0,t}(\mathbf{M}) = \|\mathbf{C}_\rho^{1/2} (\mathbf{I} - \mathbf{P}_\mathbf{M})\|_F^2 + t \text{Tr}(\mathbf{C}_\rho \mathbf{M}^+)$. Recall that the classical V-optimal experimental design criterion is $\text{Tr}(\mathbf{C}_\rho \mathbf{M}^{-1})$, which is only applicable if $n \geq d$ (otherwise, \mathbf{M} is not invertible). Indeed, if $n \geq d$ and \mathbf{M} is invertible, then $\mathbf{P}_\mathbf{M} = \mathbf{I}_d$ and $\bar{\varphi}_{0,t}(\mathbf{M})$ is equal to $\text{Tr}(\mathbf{C}_\rho \mathbf{M}^{-1})$ up to a constant factor. However, \mathbf{M} is not invertible if $n < d$ and the expression $\text{Tr}(\mathbf{C}_\rho \mathbf{M}^{-1})$ does not make sense.

One naive generalization of classical V-optimality for $n < d$ would be to simply replace the inverse with pseudoinverse, i.e. $\text{Tr}(\mathbf{C}_\rho \mathbf{M}^+)$. This corresponds to minimizing only the variance term, i.e. taking $t \rightarrow \infty$. This is consistent with classical experimental design which focuses on variance reduction, and is appropriate when the risk is variance dominated.

Another generalization of V-optimality can be obtained by replacing \mathbf{M} with its regularized (and invertible) version $\mathbf{M}_\mu = \mathbf{M} + \mu \mathbf{I}_d$ for some chosen $\mu > 0$, obtaining $\text{Tr}(\mathbf{C}_\rho \mathbf{M}_\mu^{-1})$. This is exactly the strategy employed in transductive experimental design [36], and it also emerges in a Bayesian setup [10]. One can try to eliminate the parameter μ by taking the limit of the minimizers when $\mu \rightarrow 0$. The following proposition shows that this is actually equivalent to taking $t = 0$.

Proposition 3. *Let $\Omega \subset \mathbb{R}^{d \times d}$ be a compact domain of symmetric positive semidefinite matrices. We have,*

$$\lim_{\mu \rightarrow 0} \operatorname{argmin}_{\mathbf{M} \in \Omega} \text{Tr}(\mathbf{C}_\rho \mathbf{M}_\mu^{-1}) \subseteq \operatorname{argmin}_{\mathbf{M} \in \Omega} \text{Tr}(\mathbf{C}_\rho (\mathbf{I} - \mathbf{P}_\mathbf{M})).$$

We see that the aforementioned generalizations of V-optimality correspond to either disregarding the bias term ($t = \infty$) or disregarding the variance term ($t = 0$). However, using $\bar{\varphi}_{0,t}(\mathbf{M})$ allows much better control over the bias-variance tradeoff.

Let us consider now the case of $\lambda > 0$. We now show that the regularized criteria $\text{Tr}(\mathbf{C}_\rho \mathbf{M}_\mu^{-1})$ used in transductive experimental design (See Proposition 3) when $\mu = \lambda$ corresponds to also using $t = \lambda$.

Proposition 4. *For any matrix space Ω , $\lambda > 0$: $\operatorname{argmin}_{\mathbf{X} \in \Omega} \text{Tr}(\mathbf{C}_\rho \mathbf{M}_\lambda^{-1}) = \operatorname{argmin}_{\mathbf{X} \in \Omega} \bar{\varphi}_{\lambda,\lambda}(\mathbf{M})$*

So, transductive experimental design corresponds to a specific choice of bias-variance tradeoff.

3.5 Approximating \mathbf{C}_ρ

Our criteria so far depended on \mathbf{C}_ρ . Oftentimes \mathbf{C}_ρ is unknown. However, it can be approximated using unlabeled data. Suppose we have m unlabeled points (i.e. drawn from ρ), and suppose we write them as the rows of $\mathbf{V} \in \mathbb{R}^{m \times d}$. Then $\mathbb{E}[\mathbf{m}^{-1} \mathbf{V}^T \mathbf{V}] = \mathbf{C}_\rho$. Thus, we can write

$$m\varphi_\lambda(\mathbf{M}) \approx \psi_\lambda(\mathbf{M}) := \|\mathbf{V}(\mathbf{I}_d - \mathbf{M}_\lambda^+ \mathbf{M})\mathbf{w}\|_2^2 + \sigma^2 \text{Tr}(\mathbf{V} \mathbf{M}_\lambda^{+2} \mathbf{M} \mathbf{V}^T), \quad \lambda \geq 0.$$

and use $\psi_\lambda(\mathbf{M})$ instead of $\varphi_\lambda(\mathbf{M})$. For minimum norm interpolation we have

$$\psi_0(\mathbf{M}) = \|\mathbf{V}(\mathbf{I}_d - \mathbf{P}_\mathbf{M})\mathbf{w}\|_2^2 + \sigma^2 \text{Tr}(\mathbf{V} \mathbf{M}^+ \mathbf{V}^T).$$

Again, let us turn this into a practical design criteria by introducing an additional parameter t :

$$\bar{\psi}_{\lambda,t}(\mathbf{M}) := \|\mathbf{V}(\mathbf{I}_d - \mathbf{M}_\lambda^+ \mathbf{M})\|_F^2 + t \text{Tr}(\mathbf{V} \mathbf{M}_\lambda^{+2} \mathbf{M} \mathbf{V}^T). \quad (4)$$

4 Pool-based Overparameterized Experimental Design

In the previous section we defined design criteria $\bar{\varphi}_{\lambda,t}$ and $\bar{\psi}_{\lambda,t}$ that are appropriate for overparameterized linear regression. These criteria should be used to select the unlabeled training set $\mathbf{x}_1, \dots, \mathbf{x}_n \in \mathbb{R}^{n \times d}$ (grouped into $\mathbf{X} \in \mathbb{R}^{n \times d}$), which is then labeled and trained upon. While one can envision a situation in which such we are free to choose \mathbf{X} so to minimize the design criteria, this is often neither practical nor advisable. In an high dimensional setting (which is the case we are interested in), usually the data distribution ρ puts nearly all of its mass (if not all) on some low-dimensional manifold of reasonable samples. Any reasonable experimental design algorithm should select data points from this manifold. However, access to the data manifold is very limited (it is accessible mainly via sampling of ρ) which poses a challenge.

Pool-based active learning circumvents this issue in the following way. We assume that we are given in advance a large pool of unlabeled data $\mathbf{x}_1, \dots, \mathbf{x}_m$. The training set is chosen to be a subset of the pool. This subset is then labeled, and learning performed. The goal of the experimental design algorithm is to choose the subset to be labeled.

We formalize the pool-based setup as follows. Recall that to approximate \mathbf{C}_ρ we assumed we have a pool of unlabeled data written as the rows of $\mathbf{V} \in \mathbb{R}^{m \times d}$. We assume that \mathbf{V} serves also as the pool of samples from which \mathbf{X} is selected. Our goal is to select a subset \mathcal{S} of cardinality n such that $\bar{\psi}_{\lambda,t}(\mathbf{V}_{\mathcal{S},:}^T \mathbf{V}_{\mathcal{S},:})$ is minimized (i.e., setting $\mathbf{X} = \mathbf{V}_{\mathcal{S},:}$). Formally, we pose following problem:

Problem 1. (Pool-based Overparameterized V-Optimal Design) Given a pool of unlabeled examples $\mathbf{V} \in \mathbb{R}^{m \times d}$, a regularization parameter $\lambda \geq 0$, a bias-variance tradeoff parameter $t \geq 0$, and a design size n , find a minimizer of

$$\min_{\mathcal{S} \subseteq [m], |\mathcal{S}|=n} \bar{\psi}_{\lambda,t}(\mathbf{V}_{\mathcal{S},:}^T \mathbf{V}_{\mathcal{S},:}).$$

Problem 1 is a generalization of the Column Subset Selection Problem (CSSP) [9]. In the CSSP, we are given matrix $\mathbf{U} \in \mathbb{R}^{d \times m}$ and target number of columns n , and our goal is to select a subset \mathcal{T} which is a minimizer of

$$\min_{\mathcal{T} \subseteq [m], |\mathcal{T}|=n} \|(\mathbf{I}_d - \mathbf{U}_{:, \mathcal{T}} \mathbf{U}_{:, \mathcal{T}}^+) \mathbf{U}\|_F^2$$

When $\lambda = 0$ and $t = 0$, Problem 1 reduces to the CSSP for $\mathbf{U} = \mathbf{V}^T$. The $\lambda = t = 0$ case is also somewhat related to the *coreset* approach for active learning [33, 29, 2, 12]. See Appendix B.

5 Optimization Algorithm

In this section we propose an algorithm for overparameterized experimental design. Our algorithm is based on greedy minimization of a kernelized version of $\bar{\psi}_{\lambda, t}(\mathbf{V}_{S,:}^T, \mathbf{V}_{S,:})$. Thus, before presenting our algorithm, we show how to handle feature spaces defined by a kernel.

5.1 Kernelization

If $|S| \leq d$ and $\mathbf{V}_{S,:}$ has full row rank we have $(\mathbf{V}_{S,:})_{\lambda}^+ = \mathbf{V}_{S,:}^T (\mathbf{V}_{S,:} \mathbf{V}_{S,:}^T + \lambda \mathbf{I}_{|S|})^{-1}$ which allows us to write

$$\begin{aligned} \bar{\psi}_{\lambda, t}(\mathbf{V}_{S,:}^T, \mathbf{V}_{S,:}) &= \text{Tr} \left(\mathbf{V} \left[\mathbf{I} - 2\mathbf{V}_{S,:}^T (\mathbf{V}_{S,:} \mathbf{V}_{S,:}^T + \lambda \mathbf{I}_{|S|})^{-1} \mathbf{V}_{S,:} \right] \mathbf{V}^T \right) \\ &\quad + \text{Tr} \left(\mathbf{V} \mathbf{V}_{S,:}^T (\mathbf{V}_{S,:} \mathbf{V}_{S,:}^T + \lambda \mathbf{I}_{|S|})^{-1} \mathbf{V}_{S,:} \mathbf{V}_{S,:}^T (\mathbf{V}_{S,:} \mathbf{V}_{S,:}^T + \lambda \mathbf{I}_{|S|})^{-1} \mathbf{V}_{S,:} \mathbf{V}^T \right) \\ &\quad + t \text{Tr} \left(\mathbf{V} \mathbf{V}_{S,:}^T (\mathbf{V}_{S,:} \mathbf{V}_{S,:}^T + \lambda \mathbf{I}_{|S|})^{-2} \mathbf{V}_{S,:} \mathbf{V}^T \right) \end{aligned}$$

Let now $\mathbf{K} := \mathbf{V} \mathbf{V}^T \in \mathbb{R}^{n \times n}$. Then $\mathbf{V}_{S,:} \mathbf{V}_{S,:}^T = \mathbf{K}_{S,S}$ and $\mathbf{V} \mathbf{V}_{S,:}^T = \mathbf{K}_{:,S}$. Since $\text{Tr}(\mathbf{K})$ is constant, minimizing $\bar{\psi}_{\lambda, t}(\mathbf{V}_{S,:}^T, \mathbf{V}_{S,:})$ is equivalent to minimizing

$$J_{\lambda, t}(S) := \text{Tr} \left(\mathbf{K}_{:,S} \left[(\mathbf{K}_{S,S} + \lambda \mathbf{I}_{|S|})^{-1} (-2\mathbf{I}_{|S|} + \mathbf{K}_{S,S} (\mathbf{K}_{S,S} + \lambda \mathbf{I}_{|S|})^{-1}) + t (\mathbf{K}_{S,S} + \lambda \mathbf{I}_{|S|})^{-2} \right] \mathbf{K}_{:,S}^T \right). \quad (5)$$

For $\lambda = 0$ we have a simpler form: $J_{0, t}(S) = \text{Tr} \left(\mathbf{K}_{:,S} \left[-\mathbf{K}_{S,S}^{-1} + t \mathbf{K}_{S,S}^{-2} \right] \mathbf{K}_{:,S}^T \right)$.

Interestingly, when $\lambda = 0$ and $t = 0$, minimizing $J_{0, 0}(S)$ is equivalent to maximizing the trace of the Nystrom approximation of \mathbf{K} . Another case for which Eq. (5) simplifies is $t = \lambda$ (this equation was already derived in [36]):

$$J_{\lambda, \lambda}(S) = \text{Tr} \left(-\mathbf{K}_{:,S} (\mathbf{K}_{S,S} + \lambda \mathbf{I}_{|S|})^{-1} \mathbf{K}_{:,S}^T \right).$$

Eq. (5) allows us, via the kernel trick, to perform experimental design for learning of nonlinear models defined using high dimensional feature maps. Denote our unlabeled pool of data by $\mathbf{z}_1, \dots, \mathbf{z}_m \in \mathbb{R}^D$, and that we are using a feature map $\phi : \mathbb{R}^D \rightarrow \mathcal{H}$ where \mathcal{H} is some Hilbert space (e.g., $\mathcal{H} = \mathbb{R}^d$), i.e. the regression function is $y(\mathbf{z}) = \langle \phi(\mathbf{z}), \mathbf{w} \rangle_{\mathcal{H}}$. We can then envision the pool of data to be defined by $\mathbf{x}_j = \phi(\mathbf{z}_j)$, $j = 1, \dots, m$. If we assume we have a kernel function $k : \mathbb{R}^D \times \mathbb{R}^D \rightarrow \mathbb{R}$ such that $k(\mathbf{x}, \mathbf{z}) = \langle \phi(\mathbf{x}), \phi(\mathbf{z}) \rangle_{\mathcal{H}}$ then $J_{\lambda, t}(S)$ can be computed without actually forming $\mathbf{x}_1, \dots, \mathbf{x}_m$ since entries in \mathbf{K} can be computed via k . If \mathcal{H} is the Reproducing Kernel Hilbert Space of k then this is exactly the setting that corresponds to Kernel Ridge Regression (possibly with a zero ridge term).

5.2 Greedy Algorithm

In this section we propose our algorithm for overparameterized experimental design, which is based on greedy minimization of $J_{\lambda, t}(S)$. Greedy algorithms have already been shown to be effective for classical experimental design [36, 3, 11], and it is reasonable to assume this carries on to the overparameterized case.

Our greedy algorithm proceeds as follows. We start with $\mathcal{S}^{(0)} = \emptyset$, and proceed in iteration. At iteration j , given selected samples $\mathcal{S}^{(j-1)} \subset [m]$ the greedy algorithm finds the index $i^{(j)} \in [m] - \mathcal{S}^{(j-1)}$ that minimizes $J_{\lambda, t}(\mathcal{S}^{(j-1)} \cup \{i^{(j)}\})$. We set $\mathcal{S}^{(j)} \leftarrow \mathcal{S}^{(j-1)} \cup \{i^{(j)}\}$. We continue iterating until $\mathcal{S}^{(j)}$ reaches its target size and/or $J_{\lambda, t}(S)$ is small enough.

The cost of iteration j in a naive implementation is $O((m-j)(mj^2 + j^3))$. Through careful matrix algebra, the cost of iteration j can be reduced to $O((m-j)(mj + j^2)) = O(m^2 j)$ (since $j \leq m$). The cost of finding a design of size n is then $O(m^2(n^2 + D))$ assuming the entire kernel matrix \mathbf{K} is formed at the start and a single evaluation of k takes $O(D)$. Details appear in Appendix C.

6 Single-Shot Deep Active Learning

There are quite a few ways in which our proposed experimental design algorithm can be used in the context of deep learning. For example, one can consider a sequential setting where current labeled data are used to create a linear approximation via the Fisher information matrix at the point of minimum loss [34]. However, such a strategy falls under the heading of Sequential Experimental Design, and, as we previously stated, in this paper we focus on single-shot active learning, i.e. no labeled data is given neither before acquisition nor during acquisition [35].

In order to design an algorithm for deep active learning, we leverage a recent breakthrough in theoretical analysis of deep learning - the Neural Tangent Kernel (NTK) [18, 23, 1]. A rigorous exposition of the NTK is beyond the scope of this paper, but a short and heuristic explanation is sufficient for our needs.

Consider a DNN, and suppose the weights of the various layers can be represented in a vector $\theta \in \mathbb{R}^d$. Given a specific θ , let $f_\theta(\cdot)$ denote the function instantiated by that network when the weights are set to θ . The crucial observation is that when the network is wide² enough, we use a quadratic loss function (i.e., $l(f_\theta(\mathbf{x}), y) = 1/2(f_\theta(\mathbf{x}) - y)^2$), and the initial weights θ_0 are initialized randomly in a standard way, then when training the DNN using gradient descent, the set of parameter θ stays almost fixed. Thus, when we consider $\theta_1, \theta_2, \dots$ formed by training, a first-order Taylor approximation allows us to write:

$$f_{\theta_k}(\mathbf{x}) \approx f_{\theta_0}(\mathbf{x}) + \nabla_{\theta} f_{\theta_0}(\mathbf{x})^T (\theta_k - \theta_0)$$

Informally speaking, the approximation becomes an equality in the infinite width limit. The Taylor approximation implies that if we further assume that θ_0 is such that $f_{\theta_0}(\mathbf{x}) = 0$, the learned prediction function of the DNN is well approximated by the solution of a kernel regression problem with the (Finite) Neural Tangent Kernel

$$k_{f, \theta_0}(\mathbf{x}, \mathbf{z}) := \nabla_{\theta} f_{\theta_0}(\mathbf{x})^T \nabla_{\theta} f_{\theta_0}(\mathbf{z})$$

We remark that the requirement that $f_{\theta_0}(\mathbf{x}) = 0$ can be easily handled by re-scaling the last layer by κ for some small $\kappa > 0$ (in this case we only have $f_{\theta_0}(\mathbf{x}) \approx 0$) [1]. Another idea is to augment the network with a copy of the original one: setting $f_\theta(\mathbf{x}) = 1/\sqrt{2}g_{\theta^1}(\mathbf{x}) - 1/\sqrt{2}g_{\theta^2}(\mathbf{x})$ with $\theta = (\theta^1, \theta^2)$ for some g_θ defined by a DNN and applying random initialization with $\theta^1 = \theta^2$ (note that in this case $k_{f, \theta_0} = k_{g, \theta_0^1}$) [17].

It has also been shown that under certain initialization distribution, when the width goes to infinity, the NTK k_{f, θ_0} converges in probability to a deterministic kernel k_f - the *infinite NTK*. Thus, in a sense, instead of training a DNN on a finite width network, we can take the width to infinity and solve a kernel regression problem instead.

Although, it is unclear whether the infinite NTK can be an effective alternative to DNNs in the context of inference, one can postulate that it can be used for deep active learning. That is, in order to select examples to be labeled, use an experimental design algorithm for kernel learning applied to the corresponding NTK. Specifically, for single shot deep active learning, we propose to apply the algorithm presented in the previous section to the infinite NTK. In the next section we present preliminary experiments with this algorithm. We leave theoretical analysis to future research.

7 Experiments

7.1 Kernel Regression Experiments

In this subsection we report a set of experiments on a kernel ridge regression setup (though in one experiment we set the ridge term to 0, so we are using interpolation). We use the MNIST handwriting dataset [22], where the regression target response was computed by applying one-hot function on the labels 0-9. Nevertheless, we still measure the MSE, and do not use the learnt models as classifiers. We use the RBF kernel $k(\mathbf{x}, \mathbf{z}) = \exp(-\gamma \|\mathbf{x} - \mathbf{z}\|_2^2)$ with parameter $\gamma = 1/784$. From the dataset, we used the standard test set of 10000 images and selected randomly another 10000 images from the rest of the 60000 images as a pool. We used our proposed greedy algorithm to select a training set of sizes 1 to 100. We use two values of λ : $\lambda = 0$ (interpolation), and $\lambda = 0.75^2$. The optimal λ according to cross validation was the smallest we checked so we just used $\lambda = 0$. However, in some cases having a $\lambda > 0$ is desirable from a computational perspective, e.g. it caps the condition number of the kernel matrix, making the linear system easier to solve. Furthermore, in real world scenarios, oftentimes we do not have any data before we start to acquire labels, and if we do, it is not always distributed as in the test data, so computing the optimal λ can be a challenging.

Results are reported in Figure 2. The left panel show the results for $\lambda = 0$. We report results for $t = 0$ and $t = 0.5$. The choice of $t = 0$ worked better. Kernel models with the RBF kernel are highly overparameterized (the hypothesis space

²Width in convolutional layers refers to the number of output channels.

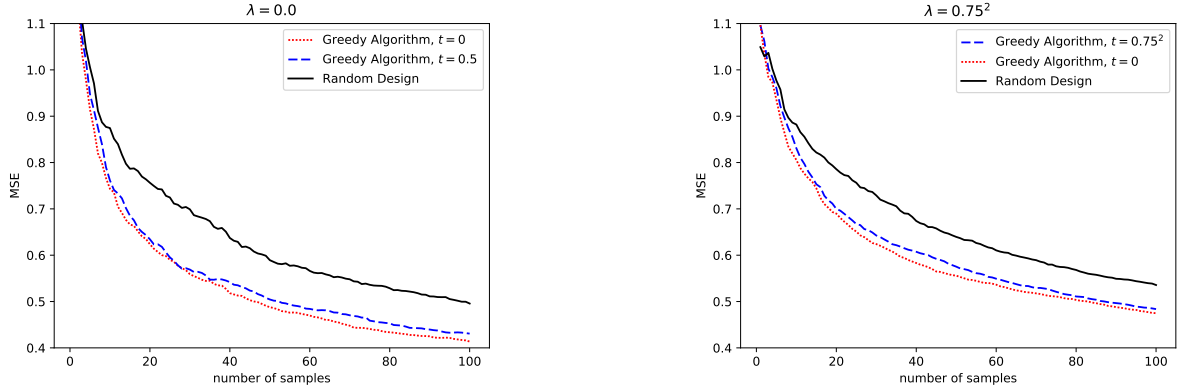
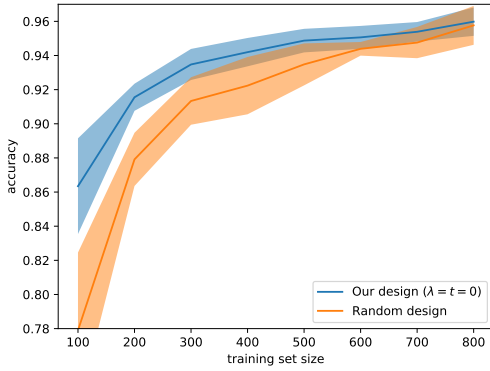
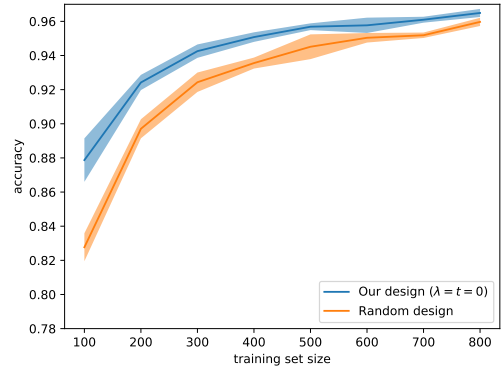


Figure 2: Kernel regression experiments on MNIST.

Figure 3: "Single-shot" active learning with LeNet5 model on MNIST. Average accuracy over 5 random initialization ± 2 std.Figure 4: "Single-shot" active learning with Wide-LeNet5 model on MNIST. Average accuracy over 5 random initialization ± 2 std.

is infinite dimensional), so we expect the MSE to be bias dominated, in which case a small t (or $t = 0$) might work best. Recall that the option of $\lambda = t = 0$ is equivalent to the Column Subset Selection Problem, is the limit case of transductive experimental design [36], and can be related to the coresot approach (specifically Sener and Savarese [33]).

The case of $\lambda = 0.75^2$ is reported in the right panel of Figure 2. We tried $t = 0$ and $t = \lambda = 0.75^2$. Here too, using a purely bias oriented objective (i.e., $t = 0$) worked better. Note that this is in contrast with classical OED which use variance oriented objectives. The choice of $t = \lambda$ worked well, but not optimally. In general, in the reported experiments, and other experiments conducted but not reported, it seems that the choice of $t = \lambda$, which is, as we have shown in this paper, equivalent to transductive experimental design, usually works well, but is not optimal.

7.2 Deep Active Learning Experiments

In this subsection we report preliminary experiments with the proposed algorithm for single-shot deep active learning (Section 6). We used the MNIST dataset, and used the square loss for training. As for the network architecture, we used two modified versions of LeNet5 model [21]. The first version is simply the original LeNet5 but with ReLU activation instead of tanh. In the second version, we further widen each layer by a factor of 8 (we refer to this network as "Wide-LeNet5").

The setup is as follows. We use Google's open source neural tangents library [28] to compute Gram matrix of the infinite NTK using 59,940 training samples (we did not use the full 60,000 training samples due to batching related technical issues). We then used the algorithm proposed in Section 5.2 to incrementally select greedy designs of up to 800 samples, where we set the parameters to $\lambda = t = 0$. We now trained the original neural network with different

design sizes, each design with five different random initial parameters. Learning was conducted using SGD, with fixed learning rate of 0.1, batch size of 128, and no weight decay. Instead of counting epochs, we simply capped the number of SGD iterations to be equivalent to 20 epochs of the full train set. We computed the accuracy of the model predictions on 9963 test-set samples (again, due to technical issues related to batching).

Figure 3 and Figure 4 report the mean and standard deviation (over the parameters initialization) of the final accuracy. We see a consistent advantage in terms of accuracy for designs selected via our algorithm, though as expected the advantage shrinks as the training size increase. Notice, that comparing the accuracy of our design with 400 training samples, random selection required as many as 600 for Wide-LeNet5 and only a little bit less the 600 for LeNet5 to achieve the same accuracy!

Two remarks are in order. First, to prevent overfitting and reduce computational load, at each iteration of the greedy algorithm we computed the score for only on a subset of 2000 samples from the pool. Second, to keep the experiment simple we refrained from using the tricks mentioned in Section 6 for forcing $f_{\theta_0} = 0$.

Acknowledgements

This research was funded by US-Israel Binational Science Foundation grant 2017698 and an IBM Faculty Award.

References

- [1] Sanjeev Arora, Simon S Du, Wei Hu, Zhiyuan Li, Russ R Salakhutdinov, and Ruosong Wang. On exact computation with an infinitely wide neural net. In *Advances in Neural Information Processing Systems*, pages 8141–8150, 2019. 1, 6
- [2] Jordan T Ash, Chicheng Zhang, Akshay Krishnamurthy, John Langford, and Alekh Agarwal. Deep batch active learning by diverse, uncertain gradient lower bounds. *arXiv preprint arXiv:1906.03671*, 2019. 1, 4
- [3] Haim Avron and Christos Boutsidis. Faster subset selection for matrices and applications. *SIAM Journal on Matrix Analysis and Applications*, 34(4):1464–1499, 2013. 5.2
- [4] André Bardow. Optimal experimental design of ill-posed problems: The METER approach. *Computers & Chemical Engineering*, 32(1-2):115–124, 2008. 3.1
- [5] Peter L. Bartlett, Philip M. Long, Gábor Lugosi, and Alexander Tsigler. Benign overfitting in linear regression. *Proceedings of the National Academy of Sciences*, 2020. 1, 1
- [6] Mikhail Belkin, Daniel Hsu, Siyuan Ma, and Soumik Mandal. Reconciling modern machine-learning practice and the classical bias–variance trade-off. *Proceedings of the National Academy of Sciences*, 116(32):15849–15854, 2019. 1
- [7] Mikhail Belkin, Daniel Hsu, and Ji Xu. Two models of double descent for weak features. *arXiv preprint arXiv:1903.07571*, 2019. 1, 1
- [8] Mikhail Belkin, Siyuan Ma, and Soumik Mandal. To understand deep learning we need to understand kernel learning. volume 80 of *Proceedings of Machine Learning Research*, pages 541–549, Stockholmsmässan, Stockholm Sweden, 10–15 Jul 2018. PMLR. 1
- [9] Christos Boutsidis, Michael W. Mahoney, and Petros Drineas. An improved approximation algorithm for the column subset selection problem. In *Proceedings of the Twentieth Annual ACM-SIAM Symposium on Discrete Algorithms*, SODA ’09, page 968–977, USA, 2009. Society for Industrial and Applied Mathematics. 1, 4
- [10] Kathryn Chaloner and Isabella Verdinelli. Bayesian experimental design: A review. *Statistical Science*, pages 273–304, 1995. 3.4
- [11] Luiz Chamon and Alejandro Ribeiro. Approximate supermodularity bounds for experimental design. In *Advances in Neural Information Processing Systems*, pages 5403–5412, 2017. 5.2
- [12] Yonatan Geifman and Ran El-Yaniv. Deep active learning over the long tail. *arXiv preprint arXiv:1711.00941*, 2017. 1, 4
- [13] Eldad Haber, Lior Horesh, and Luis Tenorio. Numerical methods for experimental design of large-scale linear ill-posed inverse problems. *Inverse Problems*, 24(5):055012, 2008. 1
- [14] Eldad Haber, Zhuojun Magnant, Christian Lucero, and Luis Tenorio. Numerical methods for A-optimal designs with a sparsity constraint for ill-posed inverse problems. *Computational Optimization and Applications*, 52(1):293–314, 2012. 1

- [15] Steven CH Hoi, Rong Jin, Jianke Zhu, and Michael R Lyu. Batch mode active learning and its application to medical image classification. In *Proceedings of the 23rd International Conference on Machine Learning*, pages 417–424. ACM, 2006. 1
- [16] Lior Horesh, Eldad Haber, and Luis Tenorio. Optimal experimental design for the large-scale nonlinear ill-posed problem of impedance imaging. *Large-Scale Inverse Problems and Quantification of Uncertainty*, pages 273–290, 2010. 1
- [17] Wei Hu, Zhiyuan Li, and Dingli Yu. Simple and effective regularization methods for training on noisily labeled data with generalization guarantee. *arXiv preprint arXiv:1905.11368*, 2019. 6
- [18] Arthur Jacot, Franck Gabriel, and Clément Hongler. Neural tangent kernel: Convergence and generalization in neural networks. In *Advances in Neural Information Processing Systems*, pages 8571–8580, 2018. 1, 6
- [19] Mina Karzand and Robert D Nowak. Maximin active learning in overparameterized model classes. *IEEE Journal on Selected Areas in Information Theory*, 2020. 1
- [20] Dmitry Kobak, Jonathan Lomond, and Benoit Sanchez. Optimal ridge penalty for real-world high-dimensional data can be zero or negative due to the implicit ridge regularization. *Journal of Machine Learning Research*, to appear, 2020. 1
- [21] Yann LeCun, Léon Bottou, Yoshua Bengio, and Patrick Haffner. Gradient-based learning applied to document recognition. *Proceedings of the IEEE*, 86(11):2278–2324, 1998. 7.2
- [22] Yann LeCun, Corinna Cortes, and CJ Burges. MNIST handwritten digit database. *ATT Labs [Online]*. Available: <http://yann.lecun.com/exdb/mnist>, 2, 2010. 7.1
- [23] Jaehoon Lee, Lechao Xiao, Samuel Schoenholz, Yasaman Bahri, Roman Novak, Jascha Sohl-Dickstein, and Jeffrey Pennington. Wide neural networks of any depth evolve as linear models under gradient descent. In *Advances in Neural Information Processing Systems*, pages 8572–8583, 2019. 1, 6
- [24] Marco Loog, Tom Viering, and Alexander Mey. Minimizers of the empirical risk and risk monotonicity. In *Advances in Neural Information Processing Systems*, pages 7476–7485, 2019. 1
- [25] Preetum Nakkiran. More data can hurt for linear regression: Sample-wise double descent. *arXiv preprint arXiv:1912.07242*, 2019. 1
- [26] Preetum Nakkiran, Gal Kaplun, Yamini Bansal, Tristan Yang, Boaz Barak, and Ilya Sutskever. Deep double descent: Where bigger models and more data hurt. In *8th International Conference on Learning Representations, ICLR 2020, Addis Ababa, Ethiopia, April 26-30, 2020*. OpenReview.net, 2020. 1, 1
- [27] Preetum Nakkiran, Prayaag Venkat, Sham Kakade, and Tengyu Ma. Optimal regularization can mitigate double descent. *arXiv preprint arXiv:2003.01897*, 2020. 1
- [28] Roman Novak, Lechao Xiao, Jiri Hron, Jaehoon Lee, Alexander A. Alemi, Jascha Sohl-Dickstein, and Samuel S. Schoenholz. Neural tangents: Fast and easy infinite neural networks in Python. In *International Conference on Learning Representations*, 2020. 7.2
- [29] Robert Pinsler, Jonathan Gordon, Eric Nalisnick, and José Miguel Hernández-Lobato. Bayesian batch active learning as sparse subset approximation. In *Advances in Neural Information Processing Systems*, pages 6356–6367, 2019. 1, 4
- [30] Luc Pronzato and Andrej Pázman. Design of experiments in nonlinear models. *Lecture Notes in Statistics*, 212, 2013. 1
- [31] Friedrich Pukelsheim. *Optimal design of experiments*. SIAM, 2006. 1, 2
- [32] R Tyrrell Rockafellar and Roger J-B Wets. *Variational analysis*, volume 317. Springer Science & Business Media, 2009. 1
- [33] Ozan Sener and Silvio Savarese. Active learning for convolutional neural networks: A core-set approach. In *6th International Conference on Learning Representations, ICLR 2018, Vancouver, BC, Canada, April 30 - May 3, 2018, Conference Track Proceedings*. OpenReview.net, 2018. 1, 1, 4, 7.1, B
- [34] Jamshid Sourati, Ali Gholipour, Jennifer G Dy, Sila Kurugol, and Simon K Warfield. Active deep learning with Fisher information for patch-wise semantic segmentation. In *Deep Learning in Medical Image Analysis and Multimodal Learning for Clinical Decision Support*, pages 83–91. Springer, 2018. 1, 6
- [35] Yazhou Yang and Marco Loog. Single shot active learning using pseudo annotators. *Pattern Recognition*, 89:22–31, 2019. 6
- [36] Kai Yu, Jinbo Bi, and Volker Tresp. Active learning via transductive experimental design. In *Proceedings of the 23rd International Conference on Machine Learning*, pages 1081–1088. ACM, 2006. 1, 1, 3.4, 5.1, 5.2, 7.1

-
- [37] Chiyuan Zhang, Samy Bengio, Moritz Hardt, Benjamin Recht, and Oriol Vinyals. Understanding deep learning requires rethinking generalization. In *5th International Conference on Learning Representations, ICLR 2017, Toulon, France, April 24-26, 2017, Conference Track Proceedings*, 2017. 1, 1

A Proofs

A.1 Proof of Proposition 1

Proof. We prove the case of $d \geq n$ (for $\mathbf{X} \in \mathbb{R}^{n \times d}$). The proof for $d < n$ is similar. It is enough to show that $\lim_{\lambda \rightarrow 0} \mathbf{X}_\lambda^+ = \mathbf{X}^+$. For a scalar γ let

$$\gamma^+ := \begin{cases} \gamma^{-1} & \gamma \neq 0 \\ 0 & \gamma = 0 \end{cases}$$

Let $\mathbf{X} = \mathbf{U}\Sigma\mathbf{V}^T$ be the SVD of \mathbf{X} with

$$\Sigma = \begin{bmatrix} \sigma_1 & & 0 & \cdots & 0 \\ & \ddots & \vdots & & \vdots \\ & & \sigma_d & 0 & \cdots & 0 \end{bmatrix} \in \mathbb{R}^{d \times n}$$

where $\sigma_1, \dots, \sigma_d$ are the singular values of \mathbf{X} . We have $\mathbf{X}^+ = \mathbf{V}\Sigma^+\mathbf{U}^T$ where we have

$$\Sigma^+ = \begin{bmatrix} \sigma_1^+ & & \\ & \ddots & \\ & & \sigma_d^+ \\ 0 & \cdots & 0 \\ \vdots & & \vdots \\ 0 & \cdots & 0 \end{bmatrix}$$

On the other hand, simple matrix algebra shows that

$$\mathbf{X}_\lambda^+ = \mathbf{V} \begin{bmatrix} (\sigma_1^2 + \lambda)^+ \sigma_1 & & \\ & \ddots & \\ & & (\sigma_d^2 + \lambda)^+ \sigma_d \\ 0 & \cdots & 0 \\ \vdots & & \vdots \\ 0 & \cdots & 0 \end{bmatrix} \mathbf{U}^T \quad (6)$$

Now clearly for $i = 1, \dots, d$,

$$\lim_{\lambda \rightarrow 0^+} (\sigma_i^2 + \lambda)^+ \sigma_i = \sigma_i^+$$

So the limit of the diagonal matrix in Eq. (6) when $\lambda \rightarrow 0^+$ is Σ^+ . Since matrix product is a linear, and thus continuous function, the proposition follows. \square

A.2 Proof of Proposition 2

Proof. Let us write

$$\epsilon := \begin{bmatrix} \epsilon_1 \\ \vdots \\ \epsilon_n \end{bmatrix}$$

so

$$\mathbf{y} = \mathbf{X}\mathbf{w} + \epsilon.$$

Thus,

$$\hat{\mathbf{w}}_\lambda = \mathbf{X}_\lambda^+ \mathbf{y} = \mathbf{X}_\lambda^+ \mathbf{X} \mathbf{w} + \mathbf{X}_\lambda^+ \epsilon = \mathbf{M}_\lambda^+ \mathbf{M} \mathbf{w} + \mathbf{X}_\lambda^+ \epsilon$$

and

$$\mathbf{x}^T \mathbf{w} - \mathbf{x}^T \hat{\mathbf{w}}_\lambda = \mathbf{x}^T (\mathbf{I}_d - \mathbf{M}_\lambda^+ \mathbf{M}) \mathbf{w} + \mathbf{x}^T \mathbf{X}_\lambda^+ \epsilon$$

For brevity we denote $\mathbf{P}_{\perp \mathbf{X}}^\lambda = \mathbf{I}_d - \mathbf{M}_\lambda^+ \mathbf{M}$. Note that this is not really a projection, but rather (informally) a “soft projection”. So:

$$(\mathbf{x}^T \mathbf{w} - \mathbf{x}^T \hat{\mathbf{w}}_\lambda)^2 = \mathbf{w}^T \mathbf{P}_{\perp \mathbf{X}}^\lambda (\mathbf{x} \mathbf{x}^T) \mathbf{P}_{\perp \mathbf{X}}^\lambda \mathbf{w} + \mathbf{w}^T \mathbf{P}_{\perp \mathbf{X}}^\lambda (\mathbf{x} \mathbf{x}^T) \mathbf{X}_\lambda^+ \epsilon + \epsilon^T (\mathbf{X}_\lambda^+)^T (\mathbf{x} \mathbf{x}^T) \mathbf{X}_\lambda^+ \epsilon$$

Finally,

$$\begin{aligned}
\mathbb{E}[R(\hat{\mathbf{w}}_\lambda)] &= \mathbb{E}_{\mathbf{x}, \epsilon} \left[(\mathbf{x}^T \mathbf{w} - \mathbf{x}^T \hat{\mathbf{w}}_\lambda)^2 \right] \\
&= \mathbb{E}_\epsilon \left[\mathbb{E}_{\mathbf{x}} \left[(\mathbf{x}^T \mathbf{w} - \mathbf{x}^T \hat{\mathbf{w}}_\lambda)^2 \mid \epsilon \right] \right] \\
&= \mathbb{E}_\epsilon \left[\mathbb{E}_{\mathbf{x}} \left[\mathbf{w}^T \mathbf{P}_{\perp \mathbf{X}}^\lambda (\mathbf{x} \mathbf{x}^T) \mathbf{P}_{\perp \mathbf{X}}^\lambda \mathbf{w} + \mathbf{w}^T \mathbf{P}_{\perp \mathbf{X}}^\lambda (\mathbf{x} \mathbf{x}^T) \mathbf{X}_\lambda^+ \epsilon + \epsilon^T (\mathbf{X}_\lambda^+)^T (\mathbf{x} \mathbf{x}^T) \mathbf{X}_\lambda^+ \epsilon \mid \epsilon \right] \right] \\
&= \mathbb{E}_\epsilon \left[\mathbf{w}^T \mathbf{P}_{\perp \mathbf{X}}^\lambda \mathbf{C}_\rho \mathbf{P}_{\perp \mathbf{X}}^\lambda \mathbf{w} + \mathbf{w}^T \mathbf{P}_{\perp \mathbf{X}}^\lambda \mathbf{C}_\rho \mathbf{X}_\lambda^+ \epsilon + \epsilon^T (\mathbf{X}_\lambda^+)^T \mathbf{C}_\rho \mathbf{X}_\lambda^+ \epsilon \right] \\
&= \mathbf{w}^T \mathbf{P}_{\perp \mathbf{X}}^\lambda \mathbf{C}_\rho \mathbf{P}_{\perp \mathbf{X}}^\lambda \mathbf{w} + \sigma^2 \text{Tr} \left((\mathbf{X}_\lambda^+)^T \mathbf{C}_\rho \mathbf{X}_\lambda^+ \right) \\
&= \|\mathbf{C}_\rho^{1/2} \mathbf{P}_{\perp \mathbf{X}}^\lambda \mathbf{w}\|_2^2 + \sigma^2 \text{Tr} \left(\mathbf{C}_\rho \mathbf{X}_\lambda^+ (\mathbf{X}_\lambda^+)^T \right) \\
&= \|\mathbf{C}_\rho^{1/2} (\mathbf{I} - \mathbf{M}_\lambda^+ \mathbf{M}) \mathbf{w}\|_2^2 + \sigma^2 \text{Tr} \left(\mathbf{C}_\rho \mathbf{M}_\lambda^{+2} \mathbf{M} \right)
\end{aligned}$$

□

A.3 Proof of Proposition 3

Before proving Proposition 3 we need the following definition and theorem.

Definition 1. For a family of sets $\{A_\lambda\}_{\lambda \in \mathbb{R}}$, $A \subset \mathbb{R}^d$ we write $\lim_{\lambda \rightarrow \bar{\lambda}} A_\lambda = A$ if $\mathbf{w} \in A$ if and only if there exists sequence $\lambda_n \rightarrow \bar{\lambda}$ and a sequence $\mathbf{w}_n \rightarrow \mathbf{w}$ where $\mathbf{w}_n \in A_{\lambda_n}$ for sufficiently large n .

Theorem 1. (A restricted version of Theorem 1.17 in [32]) Consider $f : \Omega \times \Psi \rightarrow \mathbb{R}$ where $\Omega \subseteq \mathbb{R}^d$ and $\Psi \subseteq \mathbb{R}$ are compact and f is continuous. Then

$$\lim_{\lambda \rightarrow \bar{\lambda}} \underset{\mathbf{w}}{\text{argmin}} f(\mathbf{w}, \lambda) \subseteq \underset{\mathbf{w}}{\text{argmin}} f(\mathbf{w}, \bar{\lambda}).$$

Proof. Suppose $\bar{\mathbf{w}} \in \lim_{\lambda \rightarrow \bar{\lambda}} \underset{\mathbf{w}}{\text{argmin}} f(\mathbf{w}, \lambda)$. This implies that there exists $\lambda_n \rightarrow \bar{\lambda}$ such that $\mathbf{w}_n \in \underset{\mathbf{w}}{\text{argmin}} f(\mathbf{w}, \lambda_n)$ and $\mathbf{w}_n \rightarrow \bar{\mathbf{w}}$. From the continuity of f we have that $f(\mathbf{w}_n, \lambda_n) \rightarrow f(\bar{\mathbf{w}}, \bar{\lambda})$. Now suppose for the sake of contradiction that $\bar{\mathbf{w}} \notin \underset{\mathbf{w}}{\text{argmin}} f(\mathbf{w}, \bar{\lambda})$. So there is \mathbf{u} such that $f(\mathbf{u}, \bar{\lambda}) < f(\bar{\mathbf{w}}, \bar{\lambda})$. From the continuity of f in λ there is n_0 such that for all $n > n_0$ $f(\mathbf{u}, \lambda_n) < f(\bar{\mathbf{w}}, \bar{\lambda})$. Then from the continuity of f in \mathbf{w} , and $\mathbf{w}_n \rightarrow \bar{\mathbf{w}}$, for sufficiently large n , $f(\mathbf{w}_n, \lambda_n) > f(\mathbf{u}, \lambda_n)$, which contradicts $\mathbf{w}_n \in \underset{\mathbf{w}}{\text{argmin}} f(\mathbf{w}, \lambda_n)$.

□

We are now ready to prove Proposition 3.

Proof. Consider the function $f(\mathbf{M}, \mu) = \text{Tr}(\mathbf{C}_\rho \mathbf{M}_\mu^{-1})$

$$f(\mathbf{M}, \mu) = \begin{cases} \text{Tr}(\mu \mathbf{C}_\rho (\mathbf{M} + \mu \mathbf{I})^{-1}) & \mu > 0 \\ \text{Tr}(\mathbf{C}_\rho (\mathbf{I} - \mathbf{M}^+ \mathbf{M})) & \mu = 0 \end{cases}$$

defined over $\Omega \times \mathbb{R}_{\geq 0}$ where $\mathbb{R}_{\geq 0}$ denotes the set of non-negative real numbers. Note that this function is well-defined since Ω is a set of positive semidefinite matrices.

We now show that f is continuous. For $\mu > 0$ it is clearly continuous for every \mathbf{M} , so we focus on the case that $\mu = 0$ for an arbitrary \mathbf{M} . Consider a sequence $\mathbb{R}_{>0} \ni \mu_n \rightarrow 0$ (where $\mathbb{R}_{>0}$ is the set of positive reals) and $\Omega \ni \mathbf{M}_n \rightarrow \mathbf{M}$. Since Ω is compact, $\mathbf{M} \in \Omega$. Let us write a spectral decomposition of \mathbf{M}_n (recall that Ω is a set of symmetric matrices)

$$\mathbf{M}_n = \mathbf{U}_n \Lambda_n \mathbf{U}_n^T$$

where Λ_n is diagonal with non-negative diagonal elements (recall that Ω is a set of positive definite matrices). Let $\mathbf{M} = \mathbf{U} \Lambda \mathbf{U}^T$ be a spectral decomposition of \mathbf{M} . Without loss of generality we may assume that $\mathbf{U}_n \rightarrow \mathbf{U}$ and $\Lambda_n \rightarrow \Lambda$. Now note that

$$(\mathbf{M}_n + \mu_n \mathbf{I})^{-1} \mathbf{M}_n = \mathbf{U}_n (\Lambda_n + \mu_n \mathbf{I})^{-1} \Lambda_n \mathbf{U}_n^T$$

One can easily show that $(\Lambda_n + \mu_n \mathbf{I})^{-1} \Lambda_n \rightarrow \text{sign}(\Lambda)$ where sign is taken entry wise, which implies that $(\mathbf{M}_n + \mu_n \mathbf{I})^{-1} \mathbf{M}_n \rightarrow \mathbf{U} \text{sign}(\Lambda) \mathbf{U}^T$ since matrix multiplication is continuous. Next, note that $\mathbf{M}^+ \mathbf{M} = \mathbf{U} \Lambda^+ \Lambda \mathbf{U}^T = \mathbf{U} \text{sign}(\Lambda) \mathbf{U}^T$ so $(\mathbf{M}_n + \mu_n \mathbf{I})^{-1} \mathbf{M}_n \rightarrow \mathbf{M}^+ \mathbf{M}$. The Woodbury formula implies that

$$\mu_n \mathbf{C}_\rho (\mathbf{M}_n + \mu_n \mathbf{I})^{-1} = \mathbf{C}_\rho (\mathbf{I} - (\mathbf{M}_n + \mu_n \mathbf{I})^{-1} \mathbf{M}_n)$$

so the continuity of the trace operator implies that

$$\text{Tr}(\mu_n \mathbf{C}_\rho (\mathbf{M}_n + \mu_n \mathbf{I})^{-1}) = \text{Tr}(\mathbf{C}_\rho (\mathbf{I} - (\mathbf{M}_n + \mu_n \mathbf{I})^{-1} \mathbf{M}_n)) \rightarrow \text{Tr}(\mathbf{C}_\rho (\mathbf{I} - \mathbf{M}^+ \mathbf{M}))$$

which shows that f is continuous.

Theorem 1 now implies the claim since for $\mu > 0$ we have

$$\underset{\mathbf{M} \in \Omega}{\text{argmin}} \text{Tr}(\mathbf{C}_\rho \mathbf{M}_\mu^{-1}) = \underset{\mathbf{M} \in \Omega}{\text{argmin}} \text{Tr}(\mu \mathbf{C}_\rho \mathbf{M}_\mu^{-1}).$$

□

A.4 Proof of Proposition 4

Proof. Let $\mathbf{A} = (\mathbf{I} - (\mathbf{M} + \lambda \mathbf{I}_d)^{-1} \mathbf{M})^2 + \lambda (\mathbf{M} + \lambda \mathbf{I}_d)^{-2} \mathbf{M}$, so $\bar{\varphi}_{\lambda, \lambda}(\mathbf{M}) = \text{Tr}(\mathbf{C}_\rho \mathbf{A})$. We now have for $\lambda > 0$:

$$\begin{aligned} \mathbf{A} &= (\mathbf{I} - (\mathbf{M} + \lambda \mathbf{I}_d)^{-1} (\mathbf{M} + \lambda \mathbf{I}_d) + \lambda (\mathbf{M} + \lambda \mathbf{I}_d)^{-1})^2 + \lambda (\mathbf{M} + \lambda \mathbf{I}_d)^{-2} \mathbf{M} \\ &= \lambda^2 (\mathbf{M} + \lambda \mathbf{I}_d)^{-2} + \lambda (\mathbf{M} + \lambda \mathbf{I}_d)^{-2} \mathbf{M} \\ &= \lambda (\mathbf{M} + \lambda \mathbf{I}_d)^{-2} (\mathbf{M} + \lambda \mathbf{I}_d) \\ &= \lambda (\mathbf{M} + \lambda \mathbf{I})^{-1} \end{aligned}$$

so:

$$\text{Tr}(\mathbf{C}_\rho \mathbf{A}) = \lambda \text{Tr}(\mathbf{C}_\rho (\mathbf{M} + \lambda \mathbf{I})^{-1}).$$

Since $\lambda > 0$ it doesn't affect the minimizer.

□

B Relation to Coresets

The idea in the coreset approach for active learning is to find an \mathcal{S} such that

$$C(\mathcal{S}) = \left| \frac{1}{m} \sum_{i=1}^m l(\mathbf{x}_i, y_i | \mathcal{S}) - \frac{1}{|\mathcal{S}|} \sum_{i \in \mathcal{S}} l(\mathbf{x}_i, y_i | \mathcal{S}) \right|$$

is minimized. In the above $l(\mathbf{x}, y | \mathcal{S})$ is a loss function, and the conditioning on \mathcal{S} denotes that the parameters of the loss function are the ones obtained when training only using indices selected in \mathcal{S} . For linear regression the conditioning on \mathcal{S} is not relevant (since the parameters do not affect the loss). The motivation for minimizing $C(\mathcal{S})$ is that the expected test loss can be broken to the generalization loss on the entire dataset (which is fixed), the training loss (which is 0 in the presence of overparameterization) and the coreset loss.

One popular approach to active learning using coresets is to find a *coreset*. A δ -coreset of a set of points \mathcal{A} is a set of points \mathcal{B} such that for every $\mathbf{x} \in \mathcal{A}$ there exists a $\mathbf{y} \in \mathcal{B}$ such that $\|\mathbf{x} - \mathbf{y}\|_2 \leq \delta$ (other metrics can be used as well). Sener and Savarese [33] showed that under suitable Lipschitz and boundness conditions, if $\{\mathbf{x}_i\}_{i \in \mathcal{S}}$ is a δ -coreset of $\{\mathbf{x}_i\}_{i \in [m]}$ then

$$C(\mathcal{S}) \leq O(\delta + m^{-1/2})$$

which motivates finding a \mathcal{S} that minimizes $\delta_{\mathcal{S}}$, where $\delta_{\mathcal{S}}$ denotes the minimal δ for which $\{\mathbf{x}_i\}_{i \in \mathcal{S}}$ is a δ -coreset of $\{\mathbf{x}_i\}_{i \in [m]}$.

Since for a \mathbf{x} in the training set (which is a row of \mathbf{V}) $\|\mathbf{x}(\mathbf{I}_d - \mathbf{P}_{\mathbf{M}})\|_2^2$, for $\mathbf{M} = \mathbf{V}_{\mathcal{S},:}^T \mathbf{V}_{\mathcal{S},:}$ is the minimal distance from \mathbf{x} to the span of $\{\mathbf{x}_i\}_{i \in \mathcal{S}}$, and as such is always smaller than the distance between \mathbf{x} and its closest point in $\{\mathbf{x}_i\}_{i \in \mathcal{S}}$, it is easy to show that

$$n^{-1} \bar{\psi}_{0,0}(\mathbf{V}_{\mathcal{S},:}^T \mathbf{V}_{\mathcal{S},:}) \leq \delta_{\mathcal{S}}^2.$$

Thus, minimizing $\delta_{\mathcal{S}}$ can be viewed as minimizing an upper bound on the bias term when $\lambda = 0$.

C Details on the Algorithm

We discuss the case of $\lambda = 0$. The case of $\lambda > 0$ requires some more careful matrix algebra, so we omit the details.

Let us define

$$\mathbf{A}_j := \mathbf{K}_{\mathcal{S}^{(j)}, \mathcal{S}^{(j)}}^{-1}, \quad \mathbf{B}_j := \mathbf{K}_{:, \mathcal{S}^{(j)}}^T \mathbf{K}_{:, \mathcal{S}^{(j)}}$$

and note that $J_{\lambda, t}(\mathcal{S}^{(j)}) = -\text{Tr}(\mathbf{B}_j(\mathbf{A}_j - t\mathbf{A}_j^2))$. We also denote by $\tilde{\mathbf{A}}_j$ and $\tilde{\mathbf{B}}_j$ the matrices obtained from \mathbf{A}_j and \mathbf{B}_j (respectively) by adding a zero row and column.

Our goal is to efficiently compute $J_{\lambda, t}(\mathcal{S}^{(j-1)} \cup \{i\})$ for any $i \in [m] - \mathcal{S}^{(j-1)}$ so find $i^{(j)}$ and form $\mathcal{S}^{(j)}$. We assume that at the start of iteration j we already have in memory \mathbf{A}_{j-1} and \mathbf{B}_{j-1} . We show later how to efficiently update \mathbf{A}_j and \mathbf{B}_j once we have found $i^{(j)}$. For brevity, let us denote

$$\mathcal{S}_i^{(j)} := \mathcal{S}^{(j-1)} \cup \{i\}, \quad \mathbf{A}_{ji} := \mathbf{K}_{\mathcal{S}_i^{(j)}, \mathcal{S}_i^{(j)}}^{-1}, \quad \mathbf{B}_{ji} := \mathbf{K}_{:, \mathcal{S}_i^{(j)}}^T \mathbf{K}_{:, \mathcal{S}_i^{(j)}}$$

Let us also define

$$\mathbf{C}_{j-1} := \tilde{\mathbf{B}}_{j-1} \tilde{\mathbf{A}}_{j-1}, \quad \mathbf{D}_{j-1} := \tilde{\mathbf{B}}_{j-1} \tilde{\mathbf{A}}_{j-1}^2, \quad \mathbf{E}_{j-1} := \tilde{\mathbf{A}}_{j-1}^2$$

Again, we assume that at the start of iteration j we already have in memory \mathbf{C}_{j-1} , \mathbf{D}_{j-1} and \mathbf{E}_{j-1} , and show how to efficiently update these.

Let

$$\mathbf{W}_{ji} := \begin{bmatrix} 0_{j-1} & \mathbf{K}_{:, \mathcal{S}^{(j-1)}}^T \mathbf{K}_{:, i} \\ \mathbf{K}_{:, i}^T \mathbf{K}_{:, \mathcal{S}^{(j-1)}} & \mathbf{K}_{:, i}^T \mathbf{K}_{:, i} \end{bmatrix}$$

and note that

$$\mathbf{B}_{ji} = \tilde{\mathbf{B}}_{j-1} + \mathbf{W}_{ji}.$$

Also important is the fact that \mathbf{W}_{ji} has rank 2 and that finding the factors takes $O(mj)$ discounting the cost of computing columns of \mathbf{K} . Next, let us denote

$$r_{ji} = \frac{1}{(\mathbf{K}_{ii} - \mathbf{K}_{\mathcal{S}^{(j)}, i}^T \mathbf{A}_{j-1} \mathbf{K}_{\mathcal{S}^{(j)}, i})}$$

and

$$\mathbf{Q}_{ji} := r_{ji} \cdot \begin{bmatrix} \mathbf{A}_{j-1} \mathbf{K}_{\mathcal{S}^{(j)}, i} \mathbf{K}_{\mathcal{S}^{(j)}, i}^T \mathbf{A}_{j-1}^{-1} & -\mathbf{A}_{j-1} \mathbf{K}_{\mathcal{S}^{(j)}, i} \\ -\mathbf{K}_{\mathcal{S}^{(j)}, i}^T \mathbf{A}_{j-1} & 1 \end{bmatrix}$$

A well known identity regarding Schur complement implies that

$$\mathbf{A}_{ji} = \tilde{\mathbf{A}}_{j-1} + \mathbf{Q}_{ji}$$

Also important is the fact that \mathbf{Q}_{ji} has rank 2 and that finding the factors takes $O(j^2)$ discounting the cost of computing entries of \mathbf{K} .

So

$$\begin{aligned} J_{\lambda, t}(\mathcal{S}_i^{(j)}) &= -\text{Tr}(\mathbf{B}_{ji}(\mathbf{A}_{ji} - t\mathbf{A}_{ji}^2)) \\ &= -\text{Tr}((\tilde{\mathbf{B}}_{j-1} + \mathbf{W}_{ji})(\tilde{\mathbf{A}}_{j-1} + \mathbf{Q}_{ji} - t(\tilde{\mathbf{A}}_{j-1} + \mathbf{Q}_{ji})^2)) \\ &= -\text{Tr}((\tilde{\mathbf{B}}_{j-1} + \mathbf{W}_{ji})(\tilde{\mathbf{A}}_{j-1} + \mathbf{Q}_{ji}) - t(\tilde{\mathbf{B}}_{j-1} + \mathbf{W}_{ji})(\tilde{\mathbf{A}}_{j-1}^2 + \mathbf{Q}_{ji}^2 + \tilde{\mathbf{A}}_{j-1} \mathbf{Q}_{ji} + \mathbf{Q}_{ji} \tilde{\mathbf{A}}_{j-1})) \\ &= -\text{Tr}(\mathbf{C}_{j-1} + \tilde{\mathbf{B}}_{j-1} \mathbf{Q}_{ji} + \mathbf{W}_{ji}(\tilde{\mathbf{A}}_{j-1} + \mathbf{Q}_{ji})) \\ &\quad + t\text{Tr}(\mathbf{D}_{j-1} + \tilde{\mathbf{B}}_{j-1}(\tilde{\mathbf{A}}_{j-1} \mathbf{Q}_{ji} + \mathbf{Q}_{ji} \tilde{\mathbf{A}}_{j-1} + \mathbf{Q}_{ji}^2)) \\ &\quad + \text{Tr}(\mathbf{W}_{ji}(\mathbf{E}_{j-1} + \mathbf{Q}_{ji}^2 + \tilde{\mathbf{A}}_{j-1} \mathbf{Q}_{ji} + \mathbf{Q}_{ji} \tilde{\mathbf{A}}_{j-1})) \end{aligned}$$

Now, \mathbf{C}_{j-1} is already in memory so $\text{Tr}(\mathbf{C}_{j-1})$ can be computed in $O(j)$, \mathbf{Q}_{ji} has rank 2 and $\tilde{\mathbf{B}}_{j-1}$ is in memory so $\text{Tr}(\tilde{\mathbf{B}}_{j-1} \mathbf{Q}_{ji})$ can be compute in $O(j^2)$, and \mathbf{W}_{ji} has rank 2 and $\tilde{\mathbf{A}}_{j-1}$ is in memory so $\text{Tr}(\mathbf{W}_{ji}(\tilde{\mathbf{A}}_{j-1} + \mathbf{Q}_{ji}))$ can be computed in $O(j^2)$. Using a similar rationale, all the other terms of $J_{\lambda, t}(\mathcal{S}_i^{(j)})$ can also be computed in $O(j)$ or $O(j^2)$, and overall $J_{\lambda, t}(\mathcal{S}_i^{(j)})$ can be computed in $O(j^2)$. Thus, scanning for $i^{(j)}$ takes $O((m-j)j^2)$.

Once $i^{(j)}$ has been identified, we set $\mathcal{S}^{(j)} = \mathcal{S}_{i^{(j)}}^{(j)}$, $\mathbf{A}_j = \mathbf{A}_{ji^{(j)}} = \tilde{\mathbf{A}}_{j-1} + \mathbf{Q}_{ji^{(j)}}$ and $\mathbf{B}_j = \mathbf{B}_{ji^{(j)}} = \tilde{\mathbf{B}}_{j-1} + \mathbf{W}_{ji^{(j)}}$. The last two can be computed in $O(j^2)$ once we form $\mathbf{Q}_{ji^{(j)}}$ and $\mathbf{W}_{ji^{(j)}}$. Computing the factors of these matrices takes $O(mj)$. As for updating \mathbf{C}_{j-1} , we have

$$\mathbf{C}_j = \tilde{\mathbf{C}}_{j-1} + \tilde{\mathbf{B}}_{j-1} \mathbf{Q}_{ji^{(j)}} + \mathbf{W}_{ji^{(j)}} \tilde{\mathbf{A}}_{j-1} + \mathbf{W}_{ji^{(j)}} \mathbf{Q}_{ji^{(j)}}$$

where $\tilde{\mathbf{C}}_{j-1}$ is obtained from \mathbf{C}_{j-1} by adding a zero row and column. Since \mathbf{C}_{j-1} is in memory and both $\mathbf{Q}_{ji^{(j)}}$ and $\mathbf{W}_{ji^{(j)}}$ have rank $O(1)$, we can compute \mathbf{C}_j in $O(j^2)$. Similar reasoning can be used to show that \mathbf{D}_j and \mathbf{E}_j can also be computed in $O(j^2)$.

Overall, the cost of iteration j is $O((m-j)(mj+j^2)) = O(m^2j)$ (since $j \leq m$). The cost of finding a design of size n is $O(m^2(n^2 + D))$ assuming the entire kernel matrix \mathbf{K} is formed at the start and a single evaluation of k takes $O(D)$.

D Additional Experimental Results

In Figure 5 we present additional results for the experiment with the MNIST dataset discussed in Section 7. In contrast to Section 7, here we present the results in terms of accuracy and not MSE and also extend the experiment to 500 samples in the training set.

E Experimental Setup for Result Reported in Figure 1

First, $\mathbf{w} \in \mathbb{R}^{100}$ was sampled randomly from $\mathcal{N}(0, \mathbf{I})$. Then a pool (the set from which we later choose the design) of 500 samples and a test set of 100 samples were randomly generated according to $\mathbf{x} \sim \mathcal{N}(0, \Sigma)$, $\epsilon \sim \mathcal{N}(0, \sigma^2 \mathbf{I})$ and $y = \mathbf{x}^T \mathbf{w} + \epsilon$, where $\Sigma \in \mathbb{R}^{100 \times 100}$ is diagonal with $\Sigma_{ii} = \exp(-2.5i/100)$, and $\sigma = 0.2$. We then created three incremental designs (training sets) of size 120 according to three different methods:

- Random design - at each iteration we randomly choose the next training sample from the remaining pool.
- Classical OED (variance oriented) - at each iteration we choose the next training sample from the remaining pool with a greedy step that minimizes the variance term in Eq. (4).
- Overparameterized OED - at each iteration we chose the next training sample from the remaining pool with a greedy step that minimizes Eq. (4), with $\lambda = 0$ and $t = \sigma^2$.

With the addition of each new training sample we computed the new MSE achieved on the test set with minimum norm linear regression.

