

A GRADIENT FLOW FRAMEWORK FOR ANALYZING NETWORK PRUNING

Ekdeep Singh Lubana & Robert P. Dick

EECS Department

University of Michigan

Ann Arbor, MI 48105, USA

{eslubana, dickrp}@umich.edu

ABSTRACT

Recent network pruning methods focus on pruning models early-on in training. To estimate the impact of removing a parameter, these methods use importance measures that were originally designed to prune trained models. Despite lacking justification for their use early-on in training, such measures result in surprisingly low accuracy loss. To better explain this behavior, we develop a general gradient flow based framework that unifies state-of-the-art importance measures through the norm of model parameters. We use this framework to determine the relationship between pruning measures and evolution of model parameters, establishing several results related to pruning models early-on in training: (i) magnitude-based pruning removes parameters that contribute least to reduction in loss, resulting in models that converge faster than magnitude-agnostic methods; (ii) loss-preservation based pruning preserves first-order model evolution dynamics and is therefore appropriate for pruning minimally trained models; and (iii) gradient-norm based pruning affects second-order model evolution dynamics, such that increasing gradient norm via pruning can produce poorly performing models. We validate our claims on several VGG-13, MobileNet-V1, and ResNet-56 models trained on CIFAR-10 and CIFAR-100. Code available at <https://github.com/EkdeepSLubana/flowandprune>.

1 INTRODUCTION

The use of Deep Neural Networks (DNNs) in intelligent edge systems has been enabled by extensive research on model compression. “Pruning” techniques are commonly used to remove “unimportant” filters to either preserve or promote specific, desirable model properties. Most pruning methods were originally designed to compress trained models, with the goal of reducing inference costs only. For example, Li et al. (2017); He et al. (2018) proposed to remove filters with small ℓ_1/ℓ_2 norm, thus ensuring minimal change in model output. Molchanov et al. (2017; 2019); Theis et al. (2018) proposed to preserve the loss of a model, generally using Taylor expansions around a filter’s parameters to estimate change in loss as a function of its removal.

Recent works focus on pruning models at initialization (Frankle & Carbin (2019); Lee et al. (2019; 2020)) or after minimal training (You et al. (2020)), thus enabling reduction in both inference and training costs. To estimate the impact of removing a parameter, these methods use the same importance measures as designed for pruning trained models. Since such measures focus on preserving model outputs or loss, Wang et al. (2020) argue they are not well-motivated for pruning models early-on in training. However, in this paper, we demonstrate that if the relationship between importance measures used for pruning trained models and the evolution of model parameters is established, their use early-on in training can be better justified.

In particular, we employ gradient flow (gradient descent with infinitesimal learning rate) to develop a *general framework that relates state-of-the-art importance measures used in network pruning through the norm of model parameters*. This framework establishes the relationship between regularly used importance measures and the evolution of a model’s parameters, thus demonstrating why measures designed to prune *trained* models also perform well *early-on in training*. More generally, our framework enables better understanding of what properties make a parameter dispensable according

to a particular importance measure. Our findings follow. (i) Magnitude-based pruning measures remove parameters that contribute least to reduction in loss. This enables magnitude-based pruned models to achieve faster convergence than magnitude-agnostic measures. (ii) Loss-preservation based measures remove parameters with the least tendency to change, thus preserving first-order model evolution dynamics. This shows that loss-preservation is appropriate for pruning models early-on in training as well. (iii) Gradient-norm based pruning is linearly related to second-order model evolution dynamics. Increasing gradient norm via pruning for even slightly trained models can permanently damage earlier layers, producing poorly performing architectures. This behavior is a result of aggressively pruning filters that maximally increase model loss. We validate our claims on several VGG-13, MobileNet-V1, and ResNet-56 models trained on CIFAR-10 and CIFAR-100.

2 RELATED WORK

Pruning frameworks generally define importance measures to estimate the impact of removing a parameter. Most popular importance measures are based on parameter magnitude (Li et al. (2017); He et al. (2018); Liu et al. (2017)) or loss preservation (Molchanov et al. (2019; 2017); Theis et al. (2018)). Recent works show that using these measures, models pruned at initialization (Lee et al. (2019); Wang et al. (2020); Hayou et al. (2020); Frankle & Carbin (2019)) or after minimal training (You et al. (2020)) achieve final performance similar to the original networks. Since measures for pruning trained models are motivated by output or loss preservation, Wang et al. (2020) argue they may not be well suited for pruning models early-on in training. They thus propose GraSP, a measure that promotes preservation of parameters that increase the gradient norm. Since loss preservation and gradient-norm based measures are designed using first-order Taylor series approximations, they are exactly applicable under gradient flow only. This suggests using gradient flow to analyze evolution of a model can provide useful insights into regularly used importance measures for network pruning.

Despite its success, the foundations of network pruning are not well understood. Recent work has shown that good “subnetworks” that achieve similar performance to the original network exist within both trained (Ye et al. (2020)) and untrained models (Malach et al. (2020)). These works thus prove networks *can* be pruned without loss in performance, but do not indicate *how* a network should be pruned, i.e., which importance measures are preferable.

From an implementation standpoint, pruning approaches can be placed in two categories. The first, structured pruning (Li et al. (2017); He et al. (2018); Liu et al. (2017); Ye et al. (2018); Luo et al. (2019); Molchanov et al. (2019); Theis et al. (2018); Molchanov et al. (2017); Gao et al. (2019)), removes entire filters, simplifying efficient implementation in both hardware and software, where regular structures are preferred. The second, unstructured pruning (Han et al. (2016b); LeCun et al. (1990); Hassibi & Stork (1993)) is more fine-grained, operating at the level of individual parameters instead of filters. Unstructured pruning has recently been used to reduce computational complexity as well, but requires specially designed hardware (Han et al. (2016a)) or software (Elsen et al. (2020)). While results in this paper are applicable in both settings, our experimental evaluation focuses on structured pruning due to its higher relevance to practitioners.

3 PRELIMINARIES: CLASSES OF STANDARD IMPORTANCE MEASURES

In this section, we review the most successful classes of importance measures for network pruning. These measures will be our focus in subsequent sections. We use bold symbols to denote vectors and italicize scalar variables. Consider a model that is parameterized as $\Theta(t)$ at time t . We denote the gradient of the loss with respect to model parameters at time t as $\mathbf{g}(\Theta(t))$, the Hessian as $\mathbf{H}(\Theta(t))$, and the model loss as $L(\Theta(t))$. A general model parameter is denoted as $\theta(t)$. The importance of a set of parameters $\Theta_p(t)$ is denoted as $I(\Theta_p(t))$.

Magnitude-based measures: Both ℓ_1 norm (Li et al. (2017)) and ℓ_2 norm (He et al. (2018)) have been successfully used as magnitude-focused importance measures and generally perform equally well. Due to its differentiability, ℓ_2 norm can be analyzed using gradient flow and will be our focus in the following sections.

$$I(\Theta_p(t)) = \|\Theta_p(t)\|_2^2 = \sum_{\theta_i \in \Theta_p} (\theta_i(t))^2. \quad (1)$$

Loss-preservation based measures: These measures determine the impact removing a set of parameters has on model loss, generally using a first-order Taylor decomposition. Most recent methods (Molchanov et al. (2019; 2017); Ding et al. (2019); Theis et al. (2018)) for pruning trained models are variants of this method, often using additional heuristics to improve their performance.

$$L(\Theta(t) - \Theta_p(t)) - L(\Theta(t)) \approx -\Theta_p^T(t)g(\Theta(t)). \quad (2)$$

The equation above implies that the loss of a pruned model is *higher (lower)* than the original model if parameters with a *negative (positive)* value for $\Theta_p^T(t)g(\Theta(t))$ are removed. Thus, for *preserving* model loss, the following importance score should be used.

$$I(\Theta_p(t)) = |\Theta_p^T(t)g(\Theta(t))|. \quad (3)$$

Increase in gradient-norm based measures: Wang et al. (2020) argue loss-preservation based methods are not well-motivated for pruning models early-on in training. They thus propose GraSP, an importance measure that prunes parameters whose removal increases the gradient norm and can enable fast convergence for a pruned model.

$$\|g(\Theta(t) - \Theta_p(t))\|_2^2 - \|g(\Theta(t))\|_2^2 \approx -2\Theta_p^T(t)H(\Theta(t))g(\Theta(t)). \quad (4)$$

The above equation implies that the gradient norm of a pruned model is *higher* than the original model if parameters with a *negative* value for $\Theta_p^T(t)H(\Theta(t))g(\Theta(t))$ are removed. This results in the following importance score.

$$I(\Theta_p(t)) = \Theta_p^T(t)H(\Theta(t))g(\Theta(t)). \quad (5)$$

As mentioned before, these importance measures were introduced for pruning trained models (except for GraSP), but are also used for pruning models early-on in training. In the following sections, we revisit the original goals for these measures, establish their relationship with evolution of model parameters over time, and provide clear justifications for their use early-on in training.

4 GRADIENT FLOW AND NETWORK PRUNING

Gradient flow, or gradient descent with infinitesimal learning rate, is a continuous-time version of gradient descent. The evolution over time of model parameters, gradient, and loss under gradient flow can be described as follows.

$$\begin{aligned} \text{(Parameters over time)} \quad & \frac{\partial \Theta(t)}{\partial t} = -g(\Theta(t)); \\ \text{(Gradient over time)} \quad & \frac{\partial g(\Theta(t))}{\partial t} = -H(\Theta(t))g(\Theta(t)); \\ \text{(Loss over time)} \quad & \frac{\partial L(t)}{\partial t} = -\|g(\Theta(t))\|_2^2. \end{aligned} \quad (6)$$

Recall that standard importance measures based on loss-preservation (Equation 3) or increase in gradient-norm (Equation 5) are derived using a first-order Taylor series approximation, making them exactly valid under the continuous scenario of gradient flow. This indicates analyzing the evolution of model parameters via gradient flow can provide useful insights into the relationships between different importance measures. To this end, we use gradient flow to develop *a general framework that relates different classes of importance measures through the norm of model parameters*. As we develop this framework, we explain the reasons why importance measures defined for pruning trained models are also highly effective when used for pruning early-on in training.

4.1 GRADIENT FLOW AND MAGNITUDE-BASED PRUNING

We first analyze the evolution of the ℓ_2 norm of model parameters, a magnitude-based pruning measure, as a function of time under gradient flow. For a model initialized as $\Theta(0)$, with parameters $\Theta(T)$ at time T , we note the distance from initialization can be related to model loss as follows:

$$\begin{aligned} \|\Theta(T) - \Theta(0)\|_2^2 &= \left\| \int_0^T \frac{\partial \Theta(t)}{\partial t} dt \right\|_2^2 = \left\| \int_0^T g(\Theta(t)) dt \right\|_2^2 \stackrel{(a)}{\leq} \int_0^T \|g(\Theta(t))\|_2^2 dt \\ &\stackrel{(b)}{=} \int_0^T -\frac{\partial L(t)}{\partial t} dt = L(0) - L(T) \end{aligned} \quad (7)$$

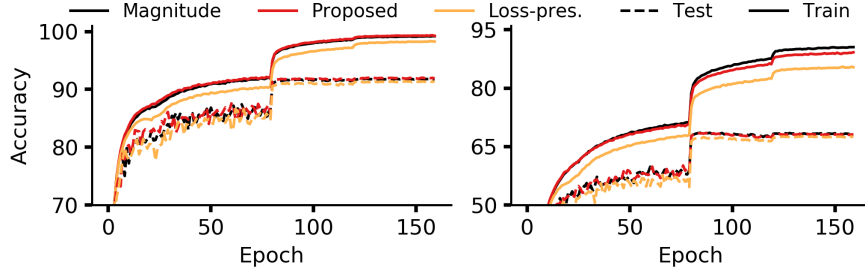


Figure 1: Train/test accuracy curves for pruned ResNet-56 models on CIFAR-10 (left) and CIFAR-100 (right) over 25 rounds. Models are pruned using magnitude-based pruning (Magnitude), the proposed extension to loss preservation (Proposed), and loss-preservation based pruning (Loss-pres.). Magnitude-based pruning converges fastest, followed by the proposed measure. Curves for other models and number of rounds are shown in the Appendix.

$$\implies \|\Theta(T) - \Theta(0)\|_2^2 \leq L(0) - L(T),$$

where (a) follows from the triangle inequality for norms and (b) follows from Equation 6. The inequality above is a modification of a previously known result by Nagarajan & Kolter (2017), who show that change in model parameters, as measured by distance from initialization, is bounded by the ratio of loss at initialization to the norm of the gradient at time T . Frequently used initialization techniques are zero-centered with small variance (Glorot & Bengio (2010); He et al. (2015)). This reduces the impact of initialization, making $\|\Theta(T) - \Theta(0)\|_2^2 \approx \|\Theta(T)\|_2^2$. In fact, calculating the importance of filters in a model using ℓ_2 norm versus using distance from initialization, we find the two measures have an average correlation of 0.994 across training epochs, and generally prune identical parameters. We now use Equation 7 to relate magnitude-based pruning with model loss at any given time. Specifically, reorganizing Equation 7, yields

$$L(T) \leq L(0) - \|\Theta(T) - \Theta(0)\|_2^2 \approx L(0) - \|\Theta(T)\|_2^2. \quad (8)$$

Based on this analysis, we make the following observation.

Observation 1: *The larger the magnitude of parameters at a particular instant, the smaller the model loss at that instant will be. If these large-magnitude parameters are preserved while pruning (instead of smaller ones), the pruned model’s loss decreases faster.*

Equation 8 shows that the norm of model parameters bounds model loss at any given time. Thus, by preserving large-magnitude parameters, magnitude-based pruning enables faster reduction in loss than magnitude-agnostic techniques. For example, we later show that loss-preservation based pruning removes the most slowly changing parameters, regardless of their magnitude. Thus magnitude-based pruned models will generally converge faster than loss-preservation based pruned models.

To verify this analysis also holds under the SGD training used in practice, we train several VGG-13, MobileNet-V1, and ResNet-56 models on CIFAR-10 and CIFAR-100. Our pruning setup starts with randomly initialized models and uses a prune-and-train framework, where each round of pruning involves an epoch of training followed by pruning. A target amount of pruning (e.g., 75% filters) is divided evenly over a given number of pruning rounds. Throughout training, we use a small temperature value ($= 5$) to ensure smooth changes to model parameters. We provide results for 1, 5, and 25 rounds for all models and datasets. The results after 1 round, where pruning is single-shot, demonstrate that our claims are general and not an artifact of allowing the model to compensate for its lost parameters; the results after 5 and 25 rounds, where pruning is distributed over a number of rounds, demonstrate that our claims also hold when models compensate for lost parameters.

The results are shown in Table 1. Magnitude-based pruning *consistently* performs better than loss-preservation based pruning. Furthermore, train/test convergence for magnitude-based pruned models is *faster* than that for loss-preservation based pruned models, as shown in Figure 1. These results validate our claim that magnitude-based pruning results in faster converging, better-performing models when pruning early-on in training.

Table 1: Accuracy of pruned models on CIFAR-10/CIFAR-100 (over 3 seeds; base model accuracies are reported in parentheses; std. dev. < 0.3 for all experiments; best results are in bold, second best are underlined). Magnitude-based pruning (Mag.) and the proposed extension to loss preservation (Proposed: $\sum_{\theta_i \in \Theta_p} |\theta_i(t)| |\theta_i(t)g(\theta_i(t))|$) consistently outperform plain loss-preservation based pruning (Loss). With more rounds, the proposed measure outperforms Magnitude-based pruning too.

Pruning Rounds		1 round			5 rounds			25 rounds		
CIFAR-10	% pruned	Mag.	Loss	Proposed	Mag.	Loss	Proposed	Mag.	Loss	Proposed
VGG-13 (93.1)	75%	<u>92.05</u>	92.01	92.13	92.32	91.43	<u>92.29</u>	<u>92.06</u>	91.53	92.45
MobileNet (92.3)	75%	<u>91.71</u>	91.17	91.73	<u>91.76</u>	90.99	91.89	<u>91.52</u>	90.96	91.77
ResNet-56 (93.1)	60%	<u>91.41</u>	91.09	91.54	<u>91.80</u>	91.39	91.88	<u>91.95</u>	91.47	92.17
CIFAR-100	% pruned	Mag.	Loss	Proposed	Mag.	Loss	Proposed	Mag.	Loss	Proposed
VGG-13 (69.6)	65%	67.89	<u>68.61</u>	69.01	69.31	67.88	<u>68.25</u>	<u>68.31</u>	68.11	68.93
MobileNet (69.1)	65%	<u>68.01</u>	67.16	68.52	<u>68.33</u>	67.21	68.41	<u>67.58</u>	67.31	68.35
ResNet-56 (71.0)	50%	<u>66.92</u>	66.88	67.10	68.04	67.11	<u>67.70</u>	68.75	67.74	<u>68.62</u>

Extending existing importance measures: A fundamental understanding of existing importance measures can be exploited to extend and design new measures for pruning models early-on in training. For example, we modify loss-preservation based pruning to remove small-magnitude parameters that do not affect model loss using the following importance measure: $\sum_{\theta_i \in \Theta_p} |\theta_i(t)| |\theta_i(t)g(\theta_i(t))|$. Using $|\theta_i(t)g(\theta_i(t))|$ to preserve loss, this measure retains training progress up to the current instant; using $|\theta_i(t)|$, this measure is biased towards removing small-magnitude parameters and should produce a model that converges faster than loss-preservation alone, thus improving accuracy. These expected properties are demonstrated in Table 1 and Figure 1: the proposed measure consistently outperforms loss-preservation based pruning and often outperforms magnitude-based pruning, especially when more rounds are used (see Table 1); train/test convergence rate for models pruned using this measure are better than those for loss-preservation pruning, and competitive to those of magnitude-based pruning (see Figure 1).

4.2 GRADIENT FLOW AND LOSS-PRESERVATION BASED PRUNING

Loss-preservation based pruning methods use first-order Taylor decomposition to determine the impact of pruning on model loss (see Equation 3). We now show that magnitude-based and loss-preservation based pruning measures are related by an order of time-derivative.

$$\begin{aligned} \frac{\partial \|\Theta(t)\|_2^2}{\partial t} &= 2\Theta^T(t) \frac{\partial \Theta(t)}{\partial t} \\ &\stackrel{(a)}{=} -2\Theta^T(t)g(\Theta(t)), \end{aligned} \quad (9)$$

where (a) follows from Equation 6. This implies that

$$\left| \frac{\partial \|\Theta(t)\|_2^2}{\partial t} \right| = 2 \left| \Theta^T(t)g(\Theta(t)) \right|. \quad (10)$$

Based on Equation 10, the following observations can be made.

Observation 2: Up to a constant, the magnitude of time-derivative of norm of model parameters (the score for magnitude-based pruning) is equal to the importance measure used for loss-preservation (Equation 3). Moreover, loss-preservation corresponds to removal of the slowest changing parameters.

Equation 10 implies that loss-preservation based pruning preserves more than model loss. It also preserves the first-order dynamics of a model’s evolution. *This result demonstrates that loss-preservation based importance is in fact a well-motivated measure for pruning models early-on in training, because it preserves a model’s evolution trajectory.* This explains why loss-preservation based pruning has been successfully used for pruning both trained (Molchanov et al. (2017; 2019)) and untrained (Lee et al. (2019)) models. We also draw another important conclusion pertaining to training of trained models: preserving parameters that continue to change are more important to preserve model loss, while parameters that have least tendency to change are dispensable.

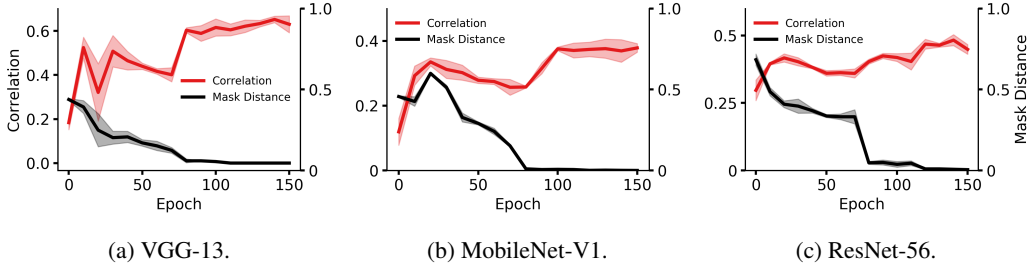


Figure 2: Correlation between $|\sigma\Delta\sigma|$ and loss-preservation based importance (see Equation 3) at every 10th epoch. Also plotted is the distance between pruning masks (target ratio: 20% filters), as used by You et al. (2020) to decide when to prune a model. As the distance between pruning masks over consecutive epochs reduces, $|\sigma\Delta\sigma|$ becomes more correlated with loss-preservation importance.

Observation 3: *Due to their closely related nature, when used with additional heuristics, magnitude-based importance measures preserve loss.*

Pruning methods often use additional heuristics with existing importance measures to improve their efficacy. E.g., You et al. (2020) recently showed that models become amenable to pruning early-on in training. To determine how much to train before pruning, they create a binary mask to represent filters that have low importance and are thus marked for pruning. A filter’s importance is defined using the magnitude of its corresponding BatchNorm-scale parameter. If change in this binary mask is minimal over a predefined number of consecutive epochs, training is stopped and the model is pruned.

Due to the related nature of magnitude-based and loss-preservation based measures, as shown in Equation 10, we expect use of additional heuristics can unknowingly extend an importance measure to preserve model properties that it was not intentionally designed to target. To demonstrate this concretely, we analyze the implications of the “train until minimal change” heuristic by You et al., as explained above. In particular, consider a certain scale parameter σ that has a small magnitude and is thus marked for pruning. Its magnitude must continue to remain small to ensure the binary mask does not change. This implies the change in σ over an epoch, or $\Delta\sigma$, must be small. These two constraints can be assembled in a single measure: $|\sigma\Delta\sigma|$. The continuous-time, per-iteration version of this product is $|\sigma \frac{\partial\sigma}{\partial t}|$. As shown in Equation 9 and Equation 10, $|\sigma \frac{\partial\sigma}{\partial t}|$ is the mathematical equivalent of loss-preservation based importance (Equation 3). *Therefore, when applied per iteration, removing parameters with small magnitude, under the additional heuristic of minimal change, converts magnitude-based pruning into a loss-preservation strategy.* If parameters do not change much over several iterations, this argument can further extend to change over an epoch. To confirm this, we train VGG-13, MobileNet-V1, and ResNet-56 models on CIFAR-100, record the distance between pruning masks for consecutive epochs, and calculate correlation between loss-preservation based importance and $|\sigma\Delta\sigma|$. As shown in Figure 2, as the mask distance reduces, the correlation between the importance measures increases. This confirms that due to the intimate relationship between magnitude-based pruning and loss-preservation based pruning, when used with additional heuristics, magnitude-based pruning extends to preserve model loss as well.

4.3 GRADIENT FLOW AND GRADIENT-NORM BASED PRUNING

Having demonstrated the relationship between the first-order time derivative of the norm of model parameters and loss-preservation based pruning, we now consider the second-order time derivative of the norm of model parameters and demonstrate its connection with GraSP (Wang et al. (2020)), a method designed for use early-on in training to increase gradient-norm using pruning.

$$\begin{aligned}
 \frac{\partial^2 \|\Theta(t)\|_2^2}{\partial t^2} &= \frac{\partial}{\partial t} \left(\frac{\partial \|\Theta(t)\|_2^2}{\partial t} \right) \stackrel{(a)}{=} -2 \frac{\partial (\Theta^T(t) \mathbf{g}(\Theta(t)))}{\partial t} \\
 &= -2 \left(\mathbf{g}^T(\Theta(t)) \frac{\partial \Theta(t)}{\partial t} + \Theta^T(t) \frac{\partial \mathbf{g}(\Theta(t))}{\partial t} \right) \\
 &\stackrel{(b)}{=} 2 \left(\|\mathbf{g}(\Theta(t))\|_2^2 + \Theta^T(t) \mathbf{H}(\Theta(t)) \mathbf{g}(\Theta(t)) \right),
 \end{aligned} \tag{11}$$

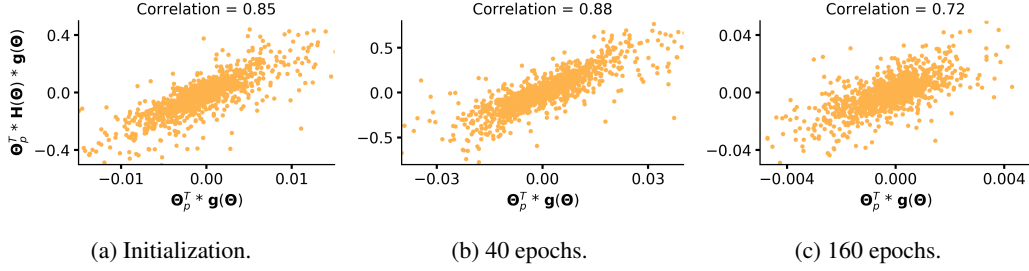


Figure 3: $\Theta_p^T(t)H(\Theta(t))g(\Theta(t))$ versus $\Theta_p^T(t)g(\Theta(t))$ for ResNet-56 models trained on CIFAR-100. Plots are shown for parameters (a) at initialization, (b) after 40 epochs of training, and (c) after complete (160 epochs) training. The correlation is averaged over 3 seeds and plots are for 1 seed. As shown, the measures are highly correlated throughout model training, indicating gradient-norm increase may severely affect model loss if a partially or completely trained model is pruned using $\Theta_p^T(t)H(\Theta(t))g(\Theta(t))$. Plots for other models are shown in the Appendix.

where (a) follows from Equation 9 and (b) follows from Equation 6. This implies that

$$\frac{\partial^2 \|\Theta(t)\|_2^2}{\partial t^2} = 2 \left(\|g(\Theta(t))\|_2^2 + \Theta^T(t)H(\Theta(t))g(\Theta(t)) \right). \quad (12)$$

Equation 12 shows the second-order time derivative of the norm of model parameters is linearly related to the importance measure for increase in gradient-norm (Equation 5). In particular, parameters with a negative $\Theta_p^T(t)H(\Theta(t))g(\Theta(t))$ reduce the “acceleration” at which a model approaches its final solution. Thus, removing them can speedup optimization.

We now use the analysis above to demonstrate limitations to increase of gradient-norm using pruning.

Observation 4: *Increasing gradient-norm via pruning removes parameters that maximally increase model loss.*

Extending the “acceleration” analogy, recall that if an object has increasingly negative velocity, its acceleration will be negative as well. As shown before in Equation 9, the velocity of norm of model parameters is a constant multiple of the first-order Taylor decomposition for model loss around current parameter values. Thus, the parameter with the most negative value for $\Theta_p^T(t)g(\Theta(t))$ is likely to also have a large, negative value for $\Theta_p^T(t)H(\Theta(t))g(\Theta(t))$. From Equation 2, we observe that removing parameters with negative $\Theta_p^T(t)g(\Theta(t))$ increases model loss with respect to the original model. This indicates $\Theta_p^T(t)H(\Theta(t))g(\Theta(t))$ may in fact increase the gradient norm by removing parameters that maximally increase model loss.

To test this claim, we plot $\Theta_p^T(t)H(\Theta(t))g(\Theta(t))$ alongside $\Theta_p^T(t)g(\Theta(t))$ for VGG-13, MobileNet-V1, and ResNet-56 models trained on CIFAR-100 at various points in training and consistently find them to be highly correlated (see Figure 3). This strong correlation confirms that using $\Theta_p^T(t)H(\Theta(t))g(\Theta(t))$ as an importance measure for network pruning increases gradient norm by removing parameters that maximally increase model loss.

Wang et al. (2020) remark in their work that it is possible that GraSP may increase the gradient-norm by increasing model loss. We provide evidence and rationale illuminating this remark: we show why preserving loss and increasing gradient-norm are antithetical. To mitigate this behavior, Wang et al. propose to use a large temperature value (200) before calculating the Hessian-gradient product. We now demonstrate the pitfalls of this solution and propose a more robust approach.

Observation 5: *Preserving gradient-norm maintains second-order model evolution dynamics and results in better-performing models than increasing gradient-norm.*

Equation 12 shows the measure $\Theta_p^T(t)H(\Theta(t))g(\Theta(t))$ affects a model’s second-order evolution dynamics. The analysis in Observation 4 shows $\Theta_p^T(t)H(\Theta(t))g(\Theta(t))$ and $\Theta_p^T(t)g(\Theta(t))$ are highly correlated. These results together imply that preserving gradient-norm ($|\Theta_p^T(t)H(\Theta(t))g(\Theta(t))|$) should preserve both second-order model evolution dynamics and model loss. Since the correlation

Table 2: Accuracy of models pruned using different variants of gradient-norm based pruning on CIFAR-10/CIFAR-100 (over 3 seeds; base model accuracies are reported in parentheses; std. dev. < 0.3 for all models, except for GraSP (T=1) with 5/25 rounds (std. dev. < 2.1); best results are in bold, second best are underlined). Gradient-norm preservation ($|\text{GraSP (T=1)}|$) outperforms both GraSP with large temperature (T=200) and without temperature (T=1).

Pruning Rounds		1 round			5 rounds			25 rounds		
CIFAR-10	pruned (%)	GraSP (T=200)	GraSP (T=1)	$ \text{GraSP} $ (T=1)	GraSP (T=200)	GraSP (T=1)	$ \text{GraSP} $ (T=1)	GraSP (T=200)	GraSP (T=1)	$ \text{GraSP} $ (T=1)
VGG-13 (93.1)	75%	<u>91.62</u>	91.32	91.92	<u>90.46</u>	83.77	91.83	<u>89.57</u>	77.12	91.75
MobileNet (92.3)	75%	89.46	<u>90.03</u>	91.03	<u>86.88</u>	80.95	90.89	<u>80.37</u>	76.06	91.01
ResNet-56 (93.1)	60%	<u>91.01</u>	90.81	91.21	<u>90.44</u>	80.15	91.25	<u>86.23</u>	10.00	91.63
CIFAR-100	pruned (%)	GraSP (T=200)	GraSP (T=1)	$ \text{GraSP} $ (T=1)	GraSP (T=200)	GraSP (T=1)	$ \text{GraSP} $ (T=1)	GraSP (T=200)	GraSP (T=1)	$ \text{GraSP} $ (T=1)
VGG-13 (69.6)	65%	<u>68.51</u>	65.79	68.64	<u>66.40</u>	54.56	68.07	<u>65.18</u>	42.83	68.13
MobileNet (69.1)	65%	64.52	<u>64.79</u>	67.17	<u>63.02</u>	53.35	67.28	<u>59.14</u>	46.41	67.69
ResNet-56 (71.0)	50%	<u>67.09</u>	67.02	67.15	<u>66.97</u>	52.98	67.01	<u>57.55</u>	1.00	68.02

with loss-preservation based importance is not perfect, this strategy is only an approximation of loss-preservation. However, it is capable of reducing increase in model loss due to pruning.

To demonstrate the efficacy of gradient-norm preservation and the effects of increase in model loss on GraSP, we prune VGG-13, MobileNet-V1, and ResNet-56 models trained on CIFAR-10 and CIFAR-100. The results are shown in Table 2 and lead to the following conclusions. (i) When a single round of pruning is performed, the accuracy of GraSP is essentially independent of temperature. This implies that using temperature may be unnecessary if the model is close to initialization. (ii) In a few epochs of training, when reduction in loss can be attributed to training of earlier layers (Raghu et al. (2017)), GraSP without large temperature chooses to prune earlier layers aggressively. This permanently damages the model and thus the accuracy of low-temperature GraSP decreases substantially with increasing training epochs. (iii) At high temperatures, the performance of pruned models is more robust to the number of rounds and pruning of earlier layers is reduced. However, reduction in accuracy is still significant. (iv) These behaviors are mitigated by using the proposed alternative: gradient-norm preservation ($|\Theta_p^T(t)\mathbf{H}(\Theta(t))\mathbf{g}(\Theta(t))|$). Since this measure preserves the gradient-norm and is correlated to loss-preservation, it focuses on ensuring the model’s second-order training dynamics and loss remain the same, consistently resulting in the best performance.

5 CONCLUSION

In this paper, we revisit importance measures designed for pruning trained models to better justify their use early-on in training. Developing a general framework that relates these measures through the norm of model parameters, we analyze what properties of a parameter make it more dispensable according to each measure. This enables us to show that from the lens of model evolution, use of magnitude- and loss-preservation based measures is well-justified early-on in training. More specifically, by preserving parameters that enable fast convergence, magnitude-based pruning generally outperforms magnitude-agnostic methods. By removing parameters that have the least tendency to change, loss-preservation based pruning preserves first-order model evolution dynamics and is well-justified for pruning models early-on in training. We also explore implications of the intimate relationship between magnitude-based pruning and loss-preservation based pruning, demonstrating that one can evolve into the other as training proceeds. Finally, we analyze gradient-norm based pruning and show that it is linearly related to second-order model evolution dynamics. Due to this relationship, we find that increasing gradient-norm via pruning corresponds to removing parameters that maximally increase model loss. Since such parameters are concentrated in the initial layers early-on in training, this method can permanently damage a model’s initial layers and undermine its ability to learn from later training. To mitigate this problem, we show the most robust approach is to prune parameters that preserve gradient norm, thus preserving a model’s second-order evolution dynamics while pruning. In conclusion, our work shows the use of an importance measure for pruning models early-on in training is difficult to justify unless the measure’s relationship with the evolution of a model’s parameters over time is established. More generally, we believe new importance measures that specifically focus on pruning early-on should be directly motivated by a model’s evolution dynamics.

6 ACKNOWLEDGEMENTS

We thank Puja Trivedi for numerous helpful discussions during the course of this project and several useful comments in the drafting of this paper.

REFERENCES

- X. Ding, G. Ding, X. Zhou, Y. Guo, J. Han, and J. Liu. Global Sparse Momentum SGD for Pruning Very Deep Neural Networks. In *Proc. Adv. in Neural Information Processing Systems*, 2019.
- E. Elsen, M. Dukhan, T. Gale, and K. Simonyan. Fast Sparse ConvNets. In *Proc. Int. Conf. on Computer Vision and Pattern Recognition*, 2020.
- J. Frankle and M. Carbin. The Lottery Ticket Hypothesis: Finding Sparse, Trainable Neural Networks. In *Proc. Int. Conf. on Learning Representations*, 2019.
- W. Gao, Y. Liu, C. Wang, and S. Oh. Rate Distortion For Model Compression: From Theory To Practice. In *Proc. Int. Conf. on Machine Learning*, 2019.
- X. Glorot and Y. Bengio. Understanding the Difficulty of Training Deep Feedforward Neural Networks. In *Proc. Int. Conf. on Artificial Intelligence and Statistics*, 2010.
- S. Han, X. Liu, H. Mao, J. Pu, A. Pedram, M. Horowitz, and W. J. Dally. EIE: Efficient Inference Engine on Compressed Deep Neural Network. In *Proc. Int. Symp. on Computer Architecture*, 2016a.
- S. Han, J. Pool, J. Tran, and W. J. Dally. Learning Both Weights and Connections For Efficient Neural Networks. In *Proc. Adv. in Neural Information Processing Systems*, 2016b.
- B. Hassibi and D. G. Stork. Second Order Derivatives For Network Pruning: Optimal Brain Surgeon. In *Proc. Adv. in Neural Information Processing Systems*, 1993.
- S. Hayou, J. Ton, A. Doucet, and Y. W. Teh. Pruning untrained neural networks: Principles and Analysis. *arXiv preprint*, arXiv:2002.08797v3 [cs.LG], 2020.
- K. He, X. Zhang, S. Ren, and J. Sun. Delving Deep into Rectifiers: Surpassing Human-Level Performance on ImageNet Classification. In *Proc. Int. Conf. on Computer Vision*, 2015.
- Y. He, G. Kang, X. Dong, Y. Fu, and Y. Yang. Soft Filter Pruning For Accelerating Deep Convolutional Neural Networks. In *Proc. Int. Joint Conf. on Artificial Intelligence*, 2018.
- Y. LeCun, J. S. Denker, and S. A. Solla. Optimal Brain Damage. In *Proc. Adv. in Neural Information Processing Systems*, 1990.
- N. Lee, T. Ajanthan, and P. Torr. SNIP: Single-Shot Network Pruning Based on Connection Sensitivity. In *Proc. Int. Conf. on Learning Representations*, 2019.
- N. Lee, T. Ajanthan, S. Gould, and P. Torr. A Signal Propagation Perspective For Pruning Neural Networks at Initialization. In *Proc. Int. Conf. on Learning Representations*, 2020.
- H. Li, A. Kadav, I. Durdanovic, H. Samet, and H. P. Graf. Pruning Filters For Efficient ConvNets. In *Proc. Int. Conf. on Learning Representations*, 2017.
- Z. Liu, J. Li, Z. Shen, G. Huang, S. Yan, and C. Zhang. Learning Efficient Convolutional Networks Through Network Slimming. In *Proc. Int. Conf. on Computer Vision*, 2017.
- J. Luo, H. Zhang, H. Zhou, C. Xie, J. Wu, and W. Lin. ThiNet: Pruning CNN Filters For a Thinner Net. *IEEE Trans. on Pattern Analysis and Machine Intelligence*, 2019.
- E. Malach, G. Yehudai, S. Shalev-shwartz, and O. Shamir. Proving the Lottery Ticket Hypothesis: Pruning is All You Need. In *Proc. Int. Conf. on Machine Learning*, 2020.
- P. Molchanov, S. Tyree, T. Karras, T. Aila, and J. Kautz. Pruning Convolutional Neural Networks For Resource Efficient Inference. In *Proc. Int. Conf. on Learning Representations*, 2017.

- P. Molchanov, A. Mallya, S. Tyree, I. Frosio, and J. Kautz. Importance Estimation For Neural Network Pruning. In *Proc. Int. Conf. on Computer Vision and Pattern Recognition*, 2019.
- V. Nagarajan and Z. Kolter. Generalization in Deep Networks: The Role of Distance from Initialization. In *Workshop on Deep Learning: Bridging Theory and Practice*, 2017.
- M. Raghu, J. Gilmer, J. Yosinski, and J. Sohl-Dickstein. SVCCA: Singular Vector Canonical Correlation Analysis For Deep Learning Dynamics and Interpretability. In *Proc. Adv. in Neural Information Processing Systems*, 2017.
- L. Theis, I. Korshunova, A. Tejani, and F. Huszár. Faster Gaze Prediction with Dense Networks and Fisher Pruning. In *Proc. Euro. Conf. on Computer Vision*, 2018.
- C. Wang, G. Zhang, and R. Grosse. Picking Winning Tickets Before Training by Preserving Gradient Flow. In *Proc. Int. Conf. on Learning Representations*, 2020.
- J. Ye, X. Lu, Z. Lin, and J. Z. Wang. Rethinking the Smaller-Norm-Less-Informative Assumption in Channel Pruning of Convolution Layers. In *Proc. Int. Conf. on Learning Representations*, 2018.
- M. Ye, C. Gong, L. Nie, D. Zhou, A. Klivans, and Q. Liu. Good Subnetworks Provably Exist: Pruning via Greedy Forward Selection. In *Proc. Int. Conf. on Machine Learning*, 2020.
- H. You, C. Li, P. Xu, Y. Fu, Y. Wang, X. Chen, R. G. Baraniuk, Z. Wang, and Y. Lin. Drawing Early-Bird Tickets: Towards More Efficient Training of Deep Networks. In *Proc. Int. Conf. on Learning Representations*, 2020.

A ORGANIZATION

The appendix is organized as follows:

- Appendix B: Details the setup for training base models.
- Appendix C: Details the setup for training pruned models.
- Appendix D: Train/Test curves for magnitude-based and loss-preservation based pruned models.
- More Results on Gradient-norm Based Pruning:
 - Section E.1: Scatter plots demonstrating correlation between $\Theta_p^T(t)\mathbf{H}(\Theta(t))\mathbf{g}(\Theta(t))$ and $\Theta_p^T(t)\mathbf{g}(\Theta(t))$.
 - Section E.2: Train/Test curves for gradient-norm based variants used in the main paper.

B TRAINING BASE MODELS

We analyze models trained on CIFAR-10 and CIFAR-100 datasets. All models are trained with the exact same setup. In all our experiments, we average results across 3 seeds.

Since pruning has a highly practical motivation, we argue analyzing a variety of models that capture different architecture classes is important. To this end, we use VGG-13 (a vanilla CNN), MobileNet-V1 (a low-redundancy CNN designed specifically for efficient computation), and ResNet-56 (a residual model to analyze effects of pruning under skip connections). The final setup is as follows:

- Optimizer: SGD,
- Momentum: 0.9,
- Weight decay: 0.0001,
- Learning rate schedule: (0.1, 0.01, 0.001),
- Number of epochs for each learning rate: (80, 40, 40),
- Batch Size: 128.

C TRAINING PRUNED MODELS

The general setup for training pruned models is the same as that for training base models. However, for a fair comparison, if the prune-and-train framework takes n rounds, we subtract n epochs from the number of epochs allotted to the highest learning rate. This ensures same amount of training budget for all models and pruning strategies. Note that even if this subtraction is not performed, the results do not vary much, as the model already converges (see Appendix D for train/test curves). The final setup is as follows.

- Optimizer: SGD,
- Momentum: 0.9,
- Weight decay: 0.0001,
- Learning rate schedule: (0.1, 0.01, 0.001),
- Number of epochs for each learning rate: (80 – number of pruning rounds, 40, 40),
- Batch size: 128.

Since we prune models in a structured manner, our target pruning ratios are chosen in terms of the number of filters to be pruned. A rough translation in terms of parameters follows:

- VGG-13: 75% filters ($\sim 94\%$ parameters) for CIFAR-10; 65% filters ($\sim 89\%$ parameters) for CIFAR-100,
- MobileNet-V1: 75% filters ($\sim 94\%$ parameters) for CIFAR-10; 65% filters ($\sim 89\%$ parameters) for CIFAR-100,

- ResNet-56: 60% filters ($\sim 88\%$ parameters) for CIFAR-10; 50% filters ($\sim 83\%$ parameters) for CIFAR-100.

The percentage of pruned parameters is much larger than the percentage of pruned filters because generally filters from deeper layers are pruned more heavily. These filters form the bulk of a model's parameters, thus resulting in high parameter percentages.

D TRAIN/TEST PLOTS

This section provides further demonstration that magnitude based pruned models converge faster than loss-preservation based pruned models. For magnitude-based pruning, the importance is defined as ℓ_2 norm of a filter; for loss-preservation, the importance is defined as a variant of SNIP (Lee et al. (2019)) applied to entire filter. The plots show train/test curves for VGG-13, MobileNet-V1, and ResNet-56 models for 1, 5, and 25 pruning rounds each. Also plotted are train/test curves for the proposed extension to loss-preservation which intentionally biases loss-preservation towards removing small magnitude parameters (see Section 4.1 for more details).

D.1 VGG-13

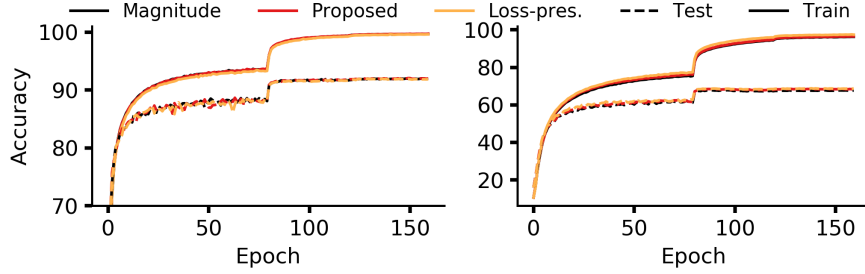


Figure 4: VGG-13: 1 round of pruning. CIFAR-10 (left); CIFAR-100 (right).

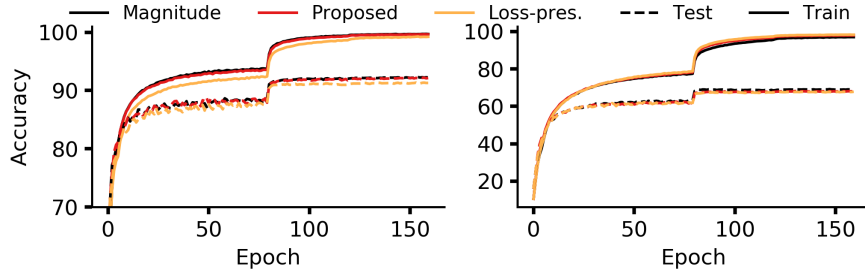


Figure 5: VGG-13: 5 rounds of pruning. CIFAR-10 (left); CIFAR-100 (right).

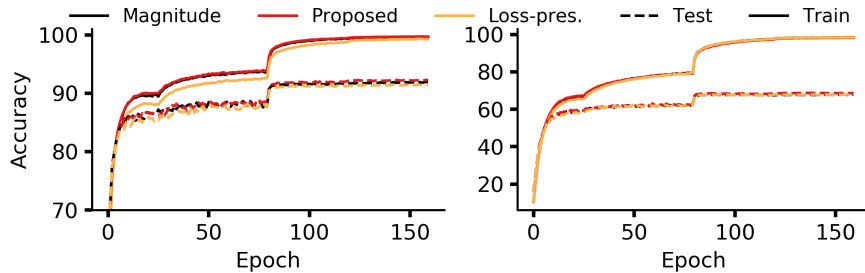


Figure 6: VGG-13: 25 rounds of pruning. CIFAR-10 (left); CIFAR-100 (right).

D.2 MOBILENET-V1

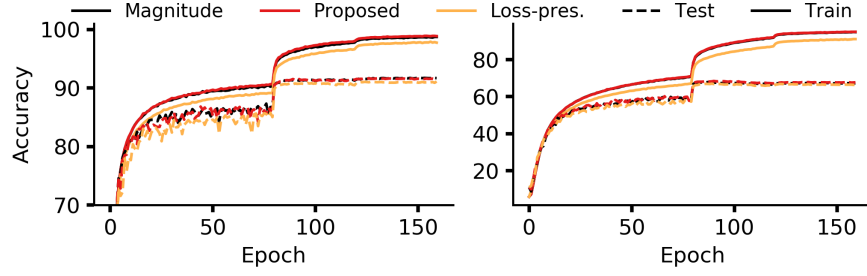


Figure 7: MobileNet-V1: 1 round of pruning. CIFAR-10 (left); CIFAR-100 (right).

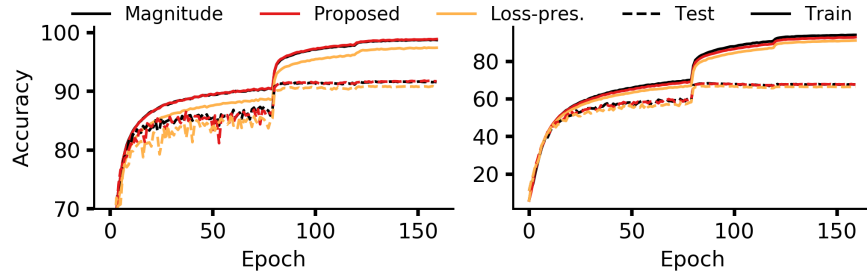


Figure 8: MobileNet-V1: 5 rounds of pruning. CIFAR-10 (left); CIFAR-100 (right).

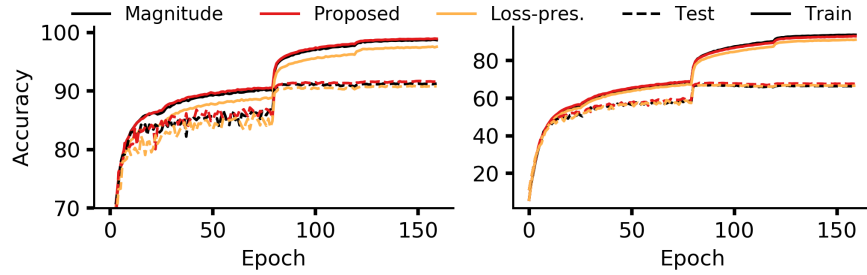


Figure 9: MobileNet-V1: 25 rounds of pruning. CIFAR-10 (left); CIFAR-100 (right).

D.3 RESNET-56

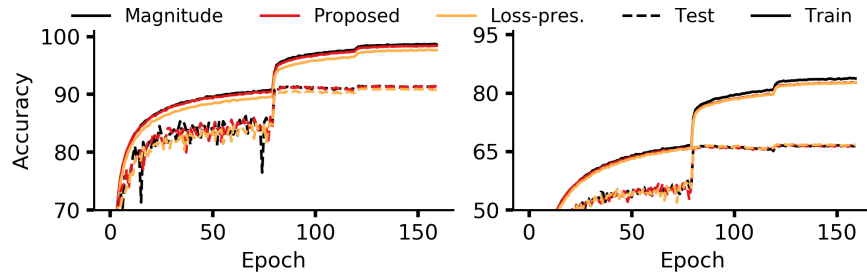


Figure 10: ResNet-56: 1 round of pruning. CIFAR-10 (left); CIFAR-100 (right).

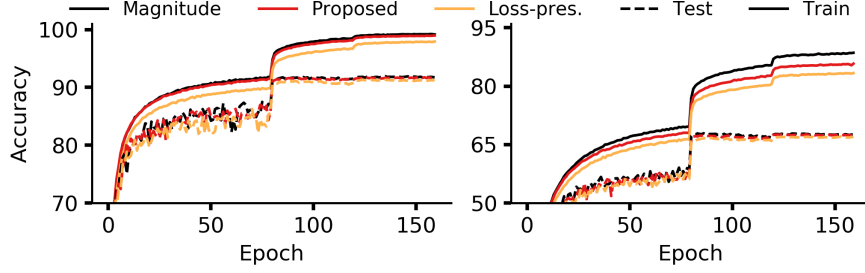


Figure 11: ResNet-56: 5 rounds of pruning. CIFAR-10 (left); CIFAR-100 (right).

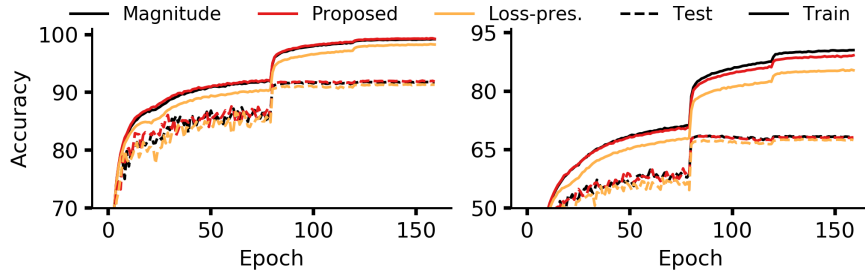


Figure 12: ResNet-56: 25 rounds of pruning. CIFAR-10 (left); CIFAR-100 (right).

E MORE RESULTS ON GRADIENT-NORM BASED PRUNING

This section provides further results on gradient-norm based pruning. The general implementation of these measures requires the calculation of Hessian-gradient products. Similar to the implementation by Wang et al. (2020), we define a constant amount of memory that stores randomly selected samples for all classes. For the original GraSP variant that increases gradient norm, we follow the original implementation and use a temperature of 200 during the calculation of Hessian-gradient product. For the GraSP variant without large temperature, this temperature value is brought down to 1. Finally, for the gradient norm preservation measure, the GraSP variant without large temperature is used alongside an absolute value operator to remove parameters that least change gradient norm (i.e., least affect second-order model evolution dynamics).

E.1 SCATTER PLOTS FOR $\Theta_p^T(t)\mathbf{H}(\Theta(t))\mathbf{g}(\Theta(t))$ vs. $\Theta_p^T(t)\mathbf{g}(\Theta(t))$

This subsection provides scatter plots demonstrating the highly correlated nature of $\Theta_p^T(t)\mathbf{H}(\Theta(t))\mathbf{g}(\Theta(t))$ and $\Theta_p^T(t)\mathbf{g}(\Theta(t))$. The correlation is averaged over 3 seeds and plots are for 1 seed. As can be seen in the plots, the measures are highly correlated throughout model training, indicating gradient-norm increase may severely affect model loss if a partially trained or completely trained model is pruned using $\Theta_p^T(t)\mathbf{H}(\Theta(t))\mathbf{g}(\Theta(t))$.

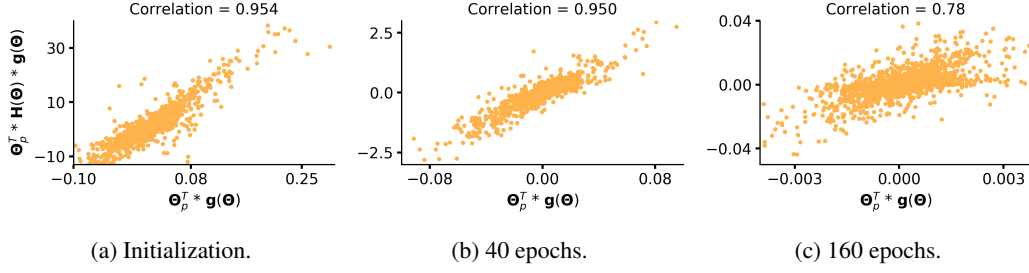


Figure 13: $\Theta_p^T(t)\mathbf{H}(\Theta(t))\mathbf{g}(\Theta(t))$ versus $\Theta_p^T(t)\mathbf{g}(\Theta(t))$ for VGG-13 models trained on CIFAR-100. Plots are shown for parameters (a) at initialization, (b) after 40 epochs of training, and (c) after complete (160 epochs) training.

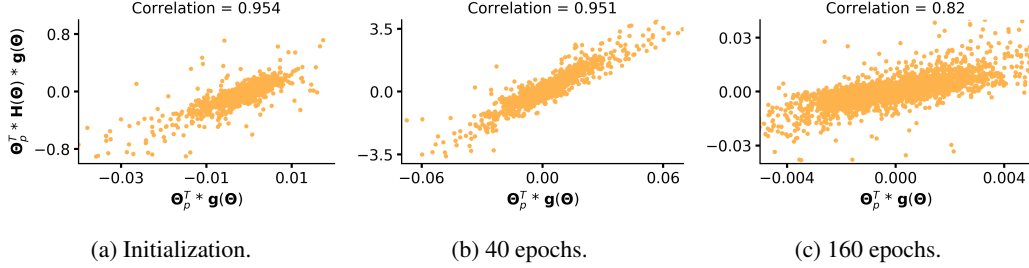


Figure 14: $\Theta_p^T(t)\mathbf{H}(\Theta(t))\mathbf{g}(\Theta(t))$ versus $\Theta_p^T(t)\mathbf{g}(\Theta(t))$ for MobileNet-V1 models trained on CIFAR-100. Plots are shown for parameters (a) at initialization, (b) after 40 epochs of training, and (c) after complete (160 epochs) training.

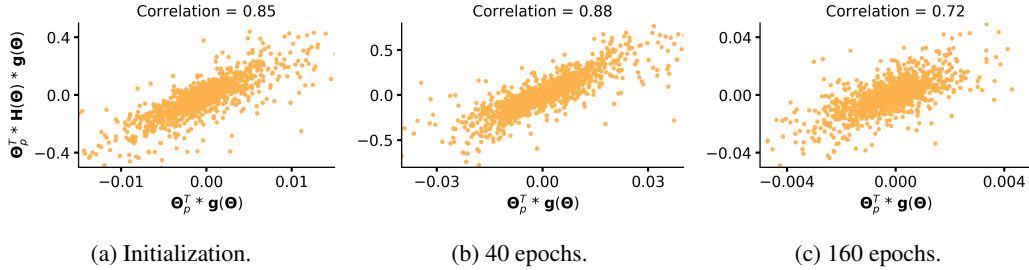


Figure 15: $\Theta_p^T(t)\mathbf{H}(\Theta(t))\mathbf{g}(\Theta(t))$ versus $\Theta_p^T(t)\mathbf{g}(\Theta(t))$ for ResNet-56 models trained on CIFAR-100. Plots are shown for parameters (a) at initialization, (b) after 40 epochs of training, and (c) after complete (160 epochs) training.

E.2 TRAIN/TEST CURVES FOR GRADIENT-NORM BASED PRUNING VARIANTS

This subsection provides train/test curves for different variants of gradient-norm based pruning methods considered in this paper. These curves demonstrate the large temperature GraSP variant does not improve convergence rate substantially, if ever, in comparison to gradient-norm preservation. On the other hand, it does result in significant performance loss when the model is even slightly trained.

E.2.1 VGG-13

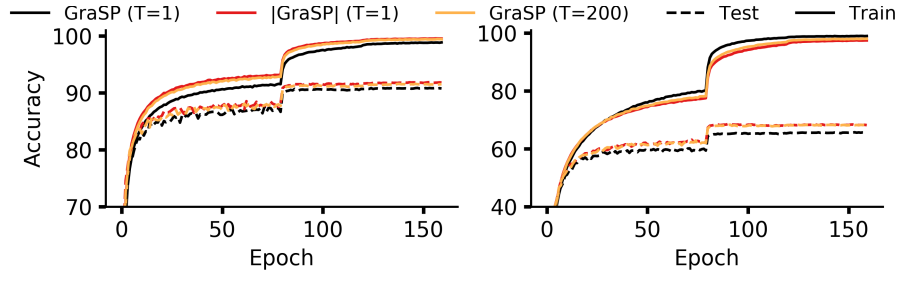


Figure 16: VGG-13: 1 round of pruning. CIFAR-10 (left); CIFAR-100 (right).

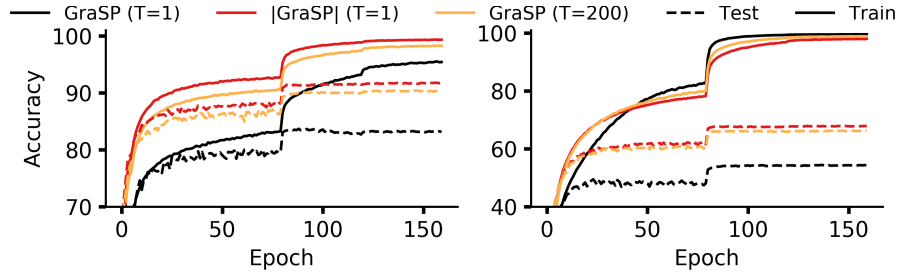


Figure 17: VGG-13: 5 rounds of pruning. CIFAR-10 (left); CIFAR-100 (right).

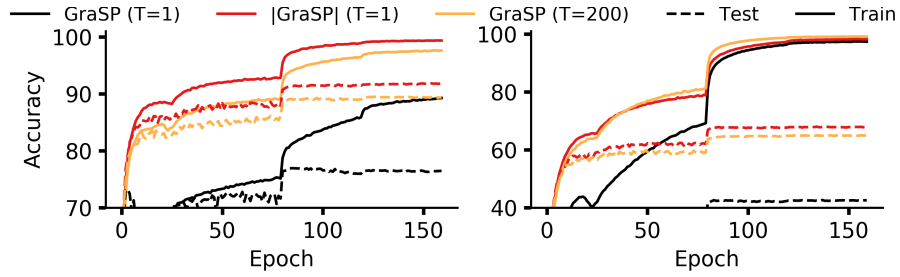


Figure 18: VGG-13: 25 rounds of pruning. CIFAR-10 (left); CIFAR-100 (right).

E.2.2 MOBILENET-V1

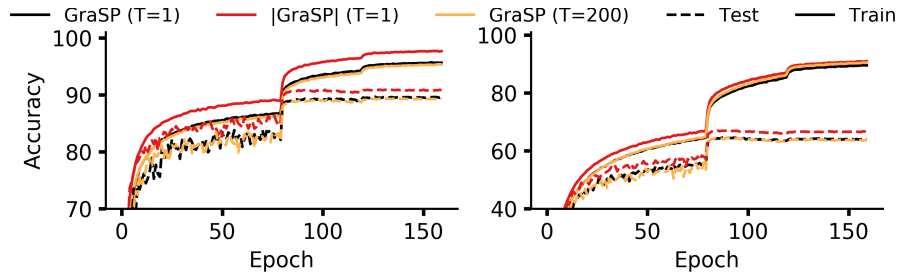


Figure 19: MobileNet-V1: 1 round of pruning. CIFAR-10 (left); CIFAR-100 (right).

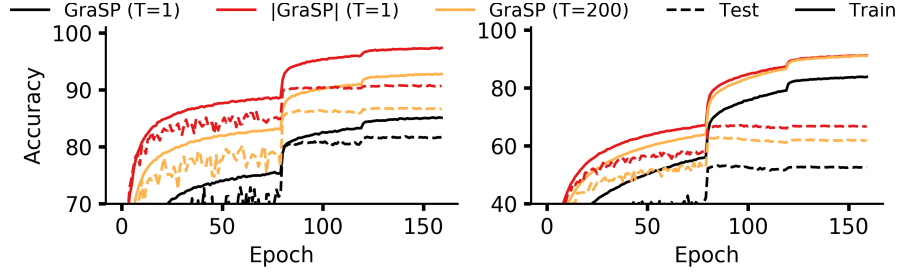


Figure 20: MobileNet-V1: 5 rounds of pruning. CIFAR-10 (left); CIFAR-100 (right).

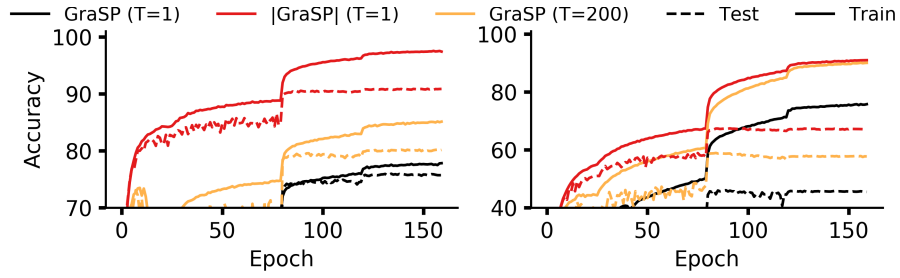


Figure 21: MobileNet-V1: 25 rounds of pruning. CIFAR-10 (left); CIFAR-100 (right).

E.2.3 RESNET-56

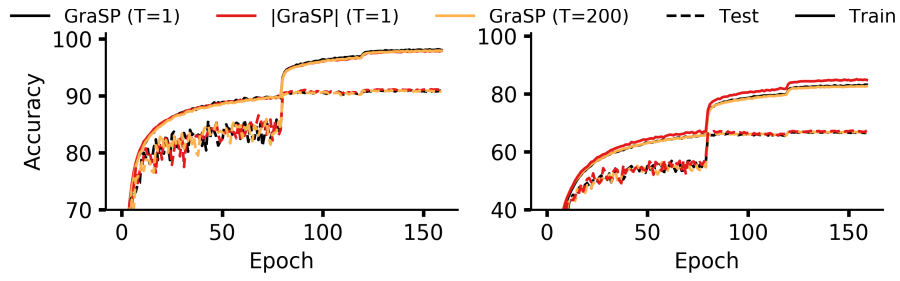


Figure 22: ResNet-56: 1 round of pruning. CIFAR-10 (left); CIFAR-100 (right).

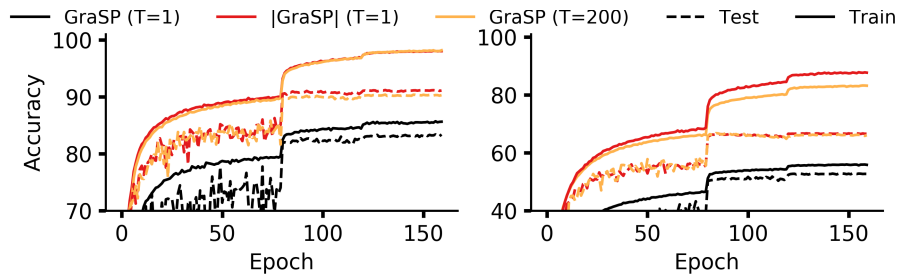


Figure 23: ResNet-56: 5 rounds of pruning. CIFAR-10 (left); CIFAR-100 (right).

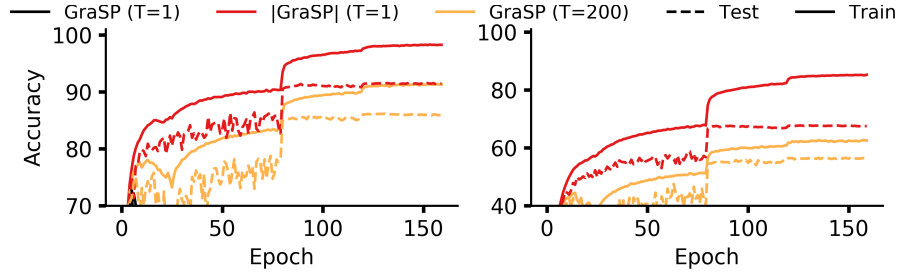


Figure 24: ResNet-56: 25 rounds of pruning. CIFAR-10 (left); CIFAR-100 (right). GraSP (T=1) is not shown because it achieves random performance (10% for CIFAR-10 and 1% for CIFAR-100).