

BWCFace: Open-set Face Recognition using Body-worn Camera

Ali Almadan, Anoop Krishnan, Ajita Rattani

Dept. of Electrical Eng. and Computer Science

Wichita State University, Wichita, USA

aalmadan@shockers.wichita.edu; ajita.rattani@wichita.edu

Abstract—With computer vision reaching an inflection point in the past decade, face recognition technology has become pervasive in policing, intelligence gathering, and consumer applications. Recently, face recognition technology has been deployed on body-worn cameras to keep officers safe, enabling situational awareness and providing evidence for trial. However, limited academic research has been conducted on this topic using traditional techniques on datasets with small sample size. This paper aims to bridge the gap in the state-of-the-art face recognition using body-worn cameras (BWC). To this aim, the contribution of this work is two-fold: (1) collection of a dataset called BWCFace consisting of a total of 178K facial images of 132 subjects captured using the body-worn camera in in-door and daylight conditions, and (2) open-set evaluation of the latest deep-learning-based Convolutional Neural Network (CNN) architectures combined with five different loss functions for face identification, on the collected dataset. Experimental results on our BWCFace dataset suggest a maximum of 33.89% Rank-1 accuracy obtained when facial features are extracted using SENet-50 trained on a large scale VGGFace2 facial image dataset. However, performance improved up to a maximum of 99.00% Rank-1 accuracy when pretrained CNN models are fine-tuned on a subset of identities in our BWCFace dataset. Equivalent performances were obtained across body-worn camera sensor models used in existing face datasets. The collected BWCFace dataset and the pretrained/fine-tuned algorithms are publicly available to promote further research and development in this area. A downloadable link of this dataset and the algorithms is available by contacting the authors.

Index Terms—Face Recognition, Body-worn Camera, Deep Learning, Person Identification.

I. INTRODUCTION

A facial recognition is a technology capable of verifying or identifying a person from a digital image or a video frame from a video source. A typical face recognition pipeline consists of face image acquisition, face detection, facial image representation and matching [1], [21]. Face recognition can be categorized as face verification and identification. The former determines whether a pair of face images belong to the same identity, while the latter classifies a face to a specific identity. This is done by comparing the *probe* (test image) to the *gallery* (template) set of all the identities in the dataset. Face recognition is a widely adopted technology in surveillance, border control, healthcare, banking services, and lately, in mobile user authentication with Apple introducing Face ID moniker with iPhone X [1], [3].

Over the course of time, various facial image representation methods have been proposed ranging from holistic,

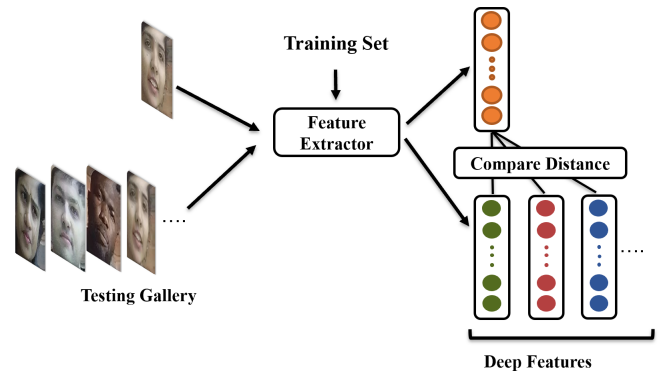


Fig. (1) Schema of the open-set face recognition where features are extracted from gallery set and probe via pretrained CNN model. The matching score between the extracted feature vectors is computed using a distance/ similarity metrics for the identity assignment.

such as Principal Component Analysis (PCA), to local image descriptors, such as Local Binary Patterns (LBP) and Scale Invariant Feature Transform (SIFT) [20], [21], [32]. Recent years have witnessed the great success of convolutional neural networks (CNNs) in face recognition [29]. Owing to advanced network architectures of CNNs and discriminative learning approaches with the introduction of the loss functions, face recognition performance has been boosted to an unprecedented level. Loss functions such as ArcFace [14], CosFace [15], SphereFace [19], and AdaCos [16] have been introduced to learn better feature representation with small intra-class and large inter-class distance for enhancement of the overall accuracy.

Recent interest has been drawn on deploying face recognition technology on *body-worn cameras* (BWC) by law enforcement practitioners in order to keep officers safe, enabling situational awareness and providing evidence for trial [24]–[26]. A 2012 report by the National Institute of Justice, within the U.S. Department of Justice, defines body-worn cameras as “mobile audio and video capture devices that allow officers to record what they see and hear. Devices can be attached to various body areas, including the head or to the body by pocket, and they have the capability to record officer interactions that previously could only be captured by in-car or interrogation room camera systems” [26]. The widespread

use of BWCs has the potential of protecting the public against police misconduct, capturing spontaneous events, subject re-identification, crime scenes investigation or forensic purposes, detecting triggering behaviors, and at the same time, protecting police against a false accusation of abuse [25].

However, only a handful of research has been conducted on face recognition using body-worn cameras [4], [22], [28]. These studies have evaluated traditional face recognition methods, such as PCA and Linear Discriminant Analysis (LDA) [28] or face detection methods on the videos captured from the body-worn cameras. The size of the dataset used for evaluation is as small as 20 subjects [28]. Therefore, the statistical validation of the reported results could not be established. The performance of face identification¹ using deep learning methods have not been evaluated until now. This is also attributed to the absence of sufficient sample size datasets.

The first study evaluating deep learning-based CNN models, such as VGG-16 and ResNet-50, on in-house dataset consisting of 136K frames from 102 subjects captured by BWC, is by the authors [33]. However, *closed-set evaluation* was performed in this study [33], where the identities in the training and testing set overlaps, usually resulting in higher accuracy. This is because the system better adapts to the subject-specific peculiarities in the dataset. On the contrary, in *open-set evaluation*, identities between the training and testing set do not overlap. In order to be more relevant to the real-world applications at scale, the system needs to perform well in an open-set evaluation where identities in the test set are disjoint from those in the training set. Figure 1 illustrates the schema of the deep-learning-based open-set face recognition where the deep features are extracted from a pretrained CNN model. The extracted features from the gallery and the test image are compared using a distance/ similarity metrics for the final identity assignment.

To further advance the research and development, the contribution of this work is as follows:

- A publicly available BWCFace dataset consisting of a total of 178K facial images from 132 subjects captured using body-worn cameras in in-door and daylight conditions, and
- Open-set evaluation of the latest deep-learning-based face recognition algorithms² based on ResNet [8] and SNetNet [23] architectures along with five different loss functions, i.e., Softmax, ArcFace [11], CosFace [13], SphereFace [19], and AdaCos [16] for face identification on our collected dataset. Rank-1 to Rank-10 identification accuracy values are used for performance evaluation.

The collected dataset and the evaluated algorithms serve as a baseline for further research and development. The dataset and the pretrained CNN models are available by contacting the authors.

This paper is organized as follows: in section II literature review of the existing methods on body-worn camera is

¹Face recognition and identification are used interchangeably in this paper.

²Algorithms and models are used interchangeably.

TABLE (I) Summary of the existing facial analysis studies using body-worn camera.

Reference	Dataset Size	Method
Al-Obaydy and Sellahewa [28] (UBHSD dataset)	20 subjects x 96 images	PCA, LDA and Discrete Wavelet
Brown and Fan [22]	638 face images	Viola & Jones, Agg. Feature, Faster R-CNN
Bryan [4]	3,600 face images	Neurotechnology SDKs
Almadan et al. [33]	102 subjects x 136K images	CNN-based face identification (Closed-set evaluation)
PROPOSED	132 subjects x 178K (BWCFace dataset)	CNN-based face identification (Open-set evaluation)

performed. Section III discusses the complete data collection process. Section IV discusses the models used and the experimental protocol. Section V discusses the experiments performed and the reported results.

II. PRIOR WORK

One of the earliest studies on face recognition using body-worn cameras can be dated back to 2011 by Al-Obaydy and Sellahewa [28]. Authors collected videos from 20 subjects using an iOPTeC-P300 body-worn digital video camera and have evaluated traditional subspace methods, namely, PCA, LDA, and discrete wavelet transforms, for facial image representation. The cosine similarity metric was used to compute scores between feature vectors from the pair of facial images for the final identity assignment. Rank-1 recognition accuracy values in the range [65.83%, 76.04%] was obtained. This dataset is referred to as University of Buckingham High and Standard Definition (UBHSD) dataset.

Jason et al. [6] and Suss et al. [7] discussed that the design issues such as video quality, camera-mounting positions, camera activation, and data transfer, are likely to enhance adoption, usability, and acceptance of BWC. The authors in [7] also laid down future research directions such as biometric identification, live streaming of videos, and training of the cops.

Brown and Fan [22] evaluated three face detectors: Viola & Jones, Aggregate Channel Feature, and Faster R-CNN over a collected dataset containing 638 face images captured from BWC. R-CNN approach achieved the highest accuracy of 94% over other face detection methods. The challenges included detecting blurry, dark, and occluded faces.

Bryan [4] studied the impact of the location of the body-worn camera on the facial detection performance. The reported results suggest that the most ideal and preferred location for camera mounting is at a center chest.

In our prior work [33], deep CNN models, i.e., VGG and ResNet, were evaluated for face identification on an in-house dataset consisting of 136k frames from 102 subjects. In this study, *closed-set evaluation* was adopted. Overall, the mean performance Rank-1 accuracy of 99.5% was obtained for all




Fig. (2) Face detection on the video frame of a randomly chosen subject from BWCFace dataset using Dlib library [5].

the models in the same lighting conditions, but the accuracy dropped to 98.26% in the cross-lighting conditions.

Table I summarizes the existing studies on facial analysis using a body-worn camera. As can be seen, mostly traditional methods and small size datasets are used in existing studies.

III. BWCFACE DATA COLLECTION

Students from Wichita State University were recruited for the dataset collection using the Body-worn Camera (BWC). Videos from 132 subjects were collected from Boblov 1296P WiFi Body Mounted Camera³. The subjects were recorded using a 30s high definition video of resolution 1920×1080 pixels at 30fps in in-door and daylight settings (10 to 15 minutes apart). The body-worn camera was mounted on the center chest of the Research Assistant following the recommendation in [4]. During recording, subjects were asked to act naturally in order to represent realistic conditions. The actions captured from the subjects include talking, facial expressions, and head movements. The recording was done in an uncontrolled environment with non-uniform background and varying distance between the subject and the body-worn camera. However, the distance remained reasonable, subjects collaborated with BWC carrier to represents an active surveillance scenario. Ethnic groups of the captured subjects include Asian, White American, Black, and Middle Eastern.

Video clips were processed on a frame-by-frame basis for face detection using Dlib library [5]. The Dlib face detector is based on Histogram of Oriented Gradients (HOG) and Support Vector Machines (SVM). False positives in the form of non-face images were manually removed. This results in the collection of a total of 178K images from 132 subjects (varying size facial crops) equally divided between in-door and daylight conditions. Figure 2 shows the face region cropped from one of the video frames of the captured subject using Dlib library. Figure 3 shows the subset of cropped face images in the dataset from randomly selected subjects. The intra-class variations such as facial expressions, pose, and motion blur are clearly visible in the images.

³<https://www.boblov.com/>




Fig. (3) Subset of cropped face images from randomly selected subjects in the BWCFace dataset. Facial expression, motion blur, and poses are clearly visible in the samples.

IV. IMPLEMENTATION DETAILS

In this section, we discuss the CNN architectures used, along with several loss functions and the experimental protocol. All the experiments are conducted on a workstation configured with AMD Ryzen 5 processor and GeForce RTX 2060 GPU. PyTorch⁴ framework was used for CNN model implementation and evaluation.

A. CNN Architectures

We used the popular ResNet [8] and SE-ResNet [23] architectures as they are widely used for face recognition. These two backbone architectures are described below.

- **ResNet-50:** ResNet is a short form of residual network based on the idea of “identity shortcut connection” where input features may skip certain layers [8]. In this study, we used ResNet-50 which has 23.5M parameters.
- **SE-ResNet-50:** The added block SE, the Squeeze-and-Excitation, utilizes global information in selecting representative features. In other words, the block selectively adds weights to the feature maps that are representative [23].

Briefly, ResNet-50 [8] and SE-ResNet-50 [23] (SENet) are trained from scratch on VGGFace2 [30] and MS1Mv2 [31] along with five different loss functions i.e., CosFace [13], ArcFace [11], SphereFace [12], AdaCos [16], and the default Softmax [11]. These cosine loss functions (ArcFace, CosFace, SphereFace, and AdaCos) aim to maximise face class separability. Readers are referred to the cited papers on more information on these loss functions.

B. Network Training

The CNN models are trained from scratch on MS1Mv2 [11] and VGGFace2 [30] datasets, separately. We have used the

⁴<https://pytorch.org/>

curated version of these datasets for training purposes. For the purpose of experiments, all the images were resized to 224×224 . VGGFace2 [30] dataset contains 3.31 million images from 9,131 celebrities. For training the models, we use a training split of 3.14 million images from 8,631 subjects. The MS1Mv2 dataset [11], is a cleaned version of the MS1M dataset [31], containing around 5.8 million images from 85,742 subjects were used for training the models.

For ResNet-50 model based on cosine loss functions (ArcFace, CosFace, SphereFace, and AdaCos), Batch-normalization, Drop-out, and fully connected layers of 2048 and 512 were added after the last convolutional layer. This was followed by the last fully connected layer of 512 and the final output layer equal to the number of classes for the network training. The angular margin for ArcFace, CosFace, and SphereFace was set to 0.50, 0.40 and 4.0 following the default setting reported in their respective papers. AdaCos automatically adjusts the scale parameter. The networks were trained using an Adam optimizer [10] with a batch size of 128 for 25 epochs using an early stopping mechanism on the validation set. The learning rate was set equal to $1e-4$ and a decay of $5e-4$.

Table II shows the validation accuracy obtained on training the network on two datasets along with five different loss functions. The validation accuracy in the range of [94.63%, 99.85%] was obtained. Mostly, AdaCos and Softmax obtained equivalent validation accuracy values.

TABLE (II) Validation accuracy for CNN models trained on MS1Mv2 [11] and VGGFace2 [30] datasets.

CNN	Trained	Loss Function	Accuracy [%]
ResNet-50	MS1Mv2	CosFace	97.88
		ArcFace	97.67
		SphereFace	99.04
		AdaCos	99.75
		Softmax	99.58
ResNet-50	VGGFace2	CosFace	97.83
		ArcFace	97.58
		SphereFace	99.13
		AdaCos	99.58
		Softmax	99.63
SENet-50	MS1Mv2	CosFace	95.29
		ArcFace	94.63
		SphereFace	97.54
		AdaCos	98.92
		Softmax	99.21
SENet-50	VGGFace2	CosFace	96.96
		ArcFace	97.08
		SphereFace	98.67
		AdaCos	99.50
		Softmax	99.85

C. Experimental Protocol

For the open-set evaluation of the trained deep learning models for face identification on BWCFace dataset, the gallery set consists of 12 face images per subject. The probe set consists of 100 face images randomly selected per subject.

From the gallery and probe set of all the subjects, deep features are extracted using the pretrained ResNet-50 and SENet-50 models (discussed in Section IV). The matching

TABLE (III) Open-set face identification accuracy of the models on BWCFace dataset when trained on MS1Mv2 [11] and VGGFace2 [30] datasets. Comparative evaluation is done on UBHSD dataset [28].

Light Condition - Dataset	Rank-1 [%]	Rank-5 [%]	Rank-10 [%]
ResNet-50 - MS1Mv2			
Office vs. Office	28.18	51.87	63.56
Day. vs. Day	30.47	55.78	70.58
Day vs. Office	2.31	10.96	21.33
Office vs. Day	2.14	10.87	22.33
UBHSD [28]	20.89	47.62	68.10
ResNet-50 - VGGFace2			
Office vs. Office	26.43	46.53	56.93
Day. vs. Day	26.55	46.35	60.45
Day vs. Office	3.94	14.57	24.24
Office vs. Day	3.09	15.49	29.35
UBHSD [28]	21.85	54.82	73.63
SENet-50 - MS1Mv2			
Office vs. Office	30.02	56.09	68.57
Day. vs. Day	29.27	55.09	69.40
Day vs. Office	2.45	10.10	20.24
Office vs. Day	1.77	10.39	22.38
UBHSD [28]	21.07	47.74	68.63
SENet-50 - VGGFace2			
Office vs. Office	28.64	50.73	61.77
Day. vs. Day	33.89	61.69	75.06
Day vs. Office	2.71	12.69	22.76
Office vs. Day	2.78	15.12	25.74
UBHSD [28]	29.94	58.87	73.99

score between the deep features from the pair of gallery and probe image is computed using cosine similarity, as given below:

$$\text{sim}(u, v) = \frac{u \cdot v}{|u||v|} = \frac{\sum_{i=1}^N u_i v_i}{\sqrt{\left(\sum_{i=1}^N u_i^2\right) \left(\sum_{i=1}^N v_i^2\right)}}$$

where u and v are the two deep feature vectors: $u = \{u_1, u_2, \dots, u_N\}$ and $v = \{v_1, v_2, \dots, v_N\}$.

The average of the scores from the multiple gallery images per subject is used for final identity assignment. In cross-lighting conditions, the template (gallery set) was selected from a different lighting condition that of probe set for all the identities.

V. EVALUATION RESULTS

In this section, we evaluate the open-set performance of the face recognition on our BWCFace dataset collected using a body-worn camera. All the models are evaluated in the same and cross-lighting conditions. Next, we discuss the experiments performed and the results obtained.

1. Pre-trained CNNs: First, we evaluated the open-set performance of the face recognition system on BWCFace dataset when deep features are extracted from ResNet-50 and SENet-50, trained on MS1Mv2 [11] and VGGFace2 [30] datasets, in the same and cross-lighting conditions.

Table III shows the open-set evaluation of these pretrained face recognition models on BWCFace dataset. Rank-1, Rank-5, and Rank-10 accuracy values are recorded. These results

TABLE (IV) Rank-1, Rank-5 and Rank-10 accuracy values of the CNN models trained on MS1Mv2 [11] and VGGFace2 [30] datasets and fine-tuned on subset of subjects from BWCFace dataset and evaluated on UBHSD dataset [28].

CNN	Trained	Metrics	Rank-1 [%]	Rank-5 [%]	Rank-10 [%]
ResNet-50	MS1Mv2	CosFace	98.21	99.52	99.94
		ArcFace	97.92	99.35	99.88
		SphereFace	98.51	99.70	99.94
		AdaCos	97.26	99.40	99.82
		Softmax	98.99	99.88	100.00
ResNet-50	VGGFace2	CosFace	98.39	99.70	99.94
		ArcFace	98.15	99.64	99.82
		SphereFace	98.27	99.64	99.76
		AdaCos	97.92	99.52	99.64
		Softmax	98.75	99.64	99.76
SENet-50	MS1Mv2	CosFace	96.07	98.21	99.11
		ArcFace	95.60	98.33	98.93
		SphereFace	96.19	98.39	98.87
		AdaCos	95.83	98.51	99.40
		Softmax	95.71	98.69	99.82
SENet-50	VGGFace2	CosFace	97.02	98.57	99.35
		ArcFace	97.08	98.63	99.52
		SphereFace	97.44	98.57	99.40
		AdaCos	96.55	98.81	99.40
		Softmax	97.98	99.52	99.82

are shown only for the Softmax loss function. Equivalent performances were obtained for other loss functions, not shown for the sake of space. Cross-lighting scenario is shown using Day vs. Office entry and vice-versa. Day vs. Office entry means that gallery set is acquired in daylight and probe set in office light conditions.

It can be seen that overall low accuracy values are obtained. SENet-50 has slightly better performance than ResNet-50. Day vs. Day obtained better accuracy values over Office vs. Office. Maximum accuracy of 33.89%, 61.69%, and 75.06% are consistently obtained at Rank-1, Rank-5, and Rank-10 for SENet-50 when trained on VGGFace2 dataset. When compared with the same lightning settings, cross lighting evaluation degraded the accuracy values by a factor of 5.18, 2.35, and 1.75 at Rank-1, Rank-5, and Rank-10, respectively. We have also reported an open-set evaluation of the pretrained models on the UBHSD dataset [28]. Equivalent accuracy values were obtained when compared to the same lighting condition results on our BWCFace dataset. UBHSD dataset did not annotate the images based on the lighting condition. Therefore, cross-lighting comparisons could not be performed.

Overall, low accuracy values were obtained when pretrained CNN models are used for face recognition on our BWCFace and UBHSD dataset acquired using the body-worn camera. This could be due to existing face image datasets scraped from the web are not representative of the images captured using the body-worn camera.

2. Pretrained CNNs Fine-tuned on BWCFace Dataset:

Table V shows the performance of the ResNet-50 model, pretrained on VGGFace2 [30] and MS1Mv2 [11], when fine-tuned on subset of 30 subjects from our BWCFace dataset. It can be seen that the validation accuracy of 99% was obtained by SphereFace, AdaCos, and Softmax. CosFace and ArcFace obtained around 97% validation accuracy.

Open set evaluation obtained a maximum of 99% Rank-1 for Softmax loss function in Day vs. Day settings. At Rank-5,

all the loss functions obtained around 99% accuracy for Day vs. Day settings. At rank-10, all the loss functions hit 99% accuracy in the same lighting conditions.

By comparing with the mean accuracy over all lighting conditions, the average drop in the performance for cross lighting conditions was 8.97%, 2.76%, and 1.31% at Rank-1, Rank-5, and Rank-10, respectively. Overall, the drop in the performance was higher for Day vs. Office in comparison to Office vs. Day condition.

Table IV shows the performance of the SENet-50 when trained on MS1Mv2 [11] and VGGFace2 [30] and fine-tuned on 30 subjects from our BWCFace dataset. It can be seen that the validation accuracy of 99% was obtained by AdaCos and Softmax. CosFace and ArcFace obtained around 97% validation accuracy. Open set evaluation obtained a maximum of 99% Rank-1 for Softmax loss function in Day vs. Day settings, when pre-trained weights are obtained from the MS1Mv2 dataset. At Rank-5, most of the models obtained around 99% accuracy in day vs. day setting. At Rank-10, most of the models obtained 99% accuracy for the same lighting condition. The average drop in the performance for cross lighting conditions was 7.23%, 2.02% and 0.80% at Rank-1, Rank-5, and Rank-10, respectively. The drop in the performance was higher for Day vs. Office in comparison to Office vs. Day condition.

The comparison in terms of architectures showed that SENet-50 obtained slightly better identification performance compared to ResNet-50 for both the datasets. In fact, the average Rank-1 accuracy for ResNet-50 is 88.55%, and 89.09% for SENet-50. This can be due to the significant influence of the global information that the SE block adds. *Overall, fine-tuning the models on a small subset of subjects captured from body-worn camera has obtained hallmark performance.*

3. Fine-tuned Models Evaluated on UBHSD Dataset [28].

We also evaluated open-set face recognition performance of the models fine-tuned on our BWCFace dataset and tested on the UBHSD dataset [28]. The UBHSD dataset contained 96 face images from each of the 20 distinct subjects. This dataset was collected using a iOPTEC-30 BWC camera sensor which is different from our sensor. The dataset comprised of blurred and occluded face images with eyes half-closed. For this particular dataset, templates (gallery set) consist of 12 face images and probe set consist of 84 images. The deep features from the pair of template and probe images are extracted using the fine-tuned models. As this dataset is not annotated with the lighting condition, cross-lighting evaluation could not be performed. Table IV shows the Rank-1, Rank-5 and Rank-10 accuracy values of the CNN models fine-tuned on our BWCFace dataset and tested on UBHSD dataset. It can be seen that maximum Rank-1 accuracy of around 98% (1% performance drop) for most of the loss functions. At Rank-5 and Rank-10, most of the loss functions obtained 99% accuracy. At Rank-1 and Rank-5, ResNet-50 obtained better performance than SENet-50. ResNet-50 obtained a mean of

98.24% and 99.60% for Rank-1 and Rank-5, respectively, whereas SENet-50 obtained a mean of 96.55% for Rank-1 and 98.63% for Rank-5, respectively.

It was observed that the performance for all models and loss functions was comparable with minimum drop, despite that they were fine-tuned on our dataset (see Table IV). *This also suggest that equivalent performances of fine-tuned models could be obtained across different body-worn camera models.*

VI. CONCLUSION

This is the first study evaluating open-set face recognition on our BWCFace data captured using the body-worn camera. To this aim, the latest deep learning models with different loss functions are evaluated on our dataset. Experimental results suggest a maximum of 33.89% Rank-1 accuracy obtained. The reason could be datasets such as VGGFace2 and MS1Mv2 scrapped from the web do not contain images captured from Body-worn cameras. Therefore, these datasets may not be representative of the samples acquired using a body-worn camera. However, on fine-tuning the models using a small subset of subjects captured using the body-worn camera, hall-mark Rank-1 accuracy of 99% was obtained. Further, higher accuracy rates were also obtained on data samples captured from a different model of the body-worn camera from the UBHSD dataset [28]. No significant differences were observed across the loss functions. As a part of future work, lightweight CNN models such as lightCNN [34] will be evaluated. Cross-sensor evaluation will be performed using data captured by mobile devices [3]. Note that the study on the bias of the face recognition technology across demographic variations is a different research topic that is beyond the scope of this current study.

ACKNOWLEDGMENT

This work is supported in part by Award for Research/Creative projects by Wichita State University.

REFERENCES

- [1] Anil K Jain and Stan Z Li. *Handbook of face recognition*, volume 1. Springer, 2011.
- [2] Timo Ahonen, Abdenour Hadid, and Matti Pietikainen. Face Description with Local Binary Patterns: Application to Face Recognition. *IEEE Transactions on Pattern Analysis and Machine Intelligence*, 28(12):2037–2041, December 2006.
- [3] Ajita Rattani, Reza Derakhshani and Arun Ross. Selfie Biometrics. In *Springer*, 2019.
- [4] Julia Bryan. *Effects of Movement on Biometric Facial Recognition in Body-Worn Cameras*. PhD thesis, Purdue University Graduate School, 2020.
- [5] Davis E King. Dlib-ml: A machine learning toolkit. *Journal of Machine Learning Research*, 10(Jul):1755–1758, 2009.
- [6] Jason J Corso, Alexandre Alahi, Kristen Grauman, Gregory D Hager, Louis-Philippe Morency, Harpreet Sawhney, and Yaser Sheikh. Video analysis for body-worn cameras in law enforcement. *arXiv preprint arXiv:1604.03130*, 2016.
- [7] Joel Suss, Alexis Raushel, Adam Armijo, and Brian White. Design considerations in the proliferation of police body-worn cameras. *ergonomics in design*, 26(3):17–22, 2018.
- [8] Kaiming He, Xiangyu Zhang, Shaoqing Ren, Jian Sun. Deep Residual Learning for Image Recognition. In *arXiv*, 2015.
- [9] S. Liu and W. Deng. Very deep convolutional neural network based image classification using small training sample size. In 2015 3rd IAPR Asian Conference on Pattern Recognition (ACPR), Kuala Lumpur, 2015, pp. 730-734, doi: 10.1109/ACPR.2015.7486599.
- [10] Diederik P Kingma and Jimmy Ba. Adam: A method for stochastic optimization. *arXiv preprint arXiv:1412.6980*, 2014.
- [11] Jiankang Deng, Jia Guo, Niannan Xue, and Stefanos Zafeiriou. ArcFace: Additive Angular Margin Loss for Deep Face Recognition. In *2019 IEEE/CVF Conference on Computer Vision and Pattern Recognition (CVPR)*, pages 4685–4694, Long Beach, CA, USA, June 2019. IEEE.
- [12] Weiyang Liu, Yandong Wen, Zhiding Yu, Ming Li, Bhiksha Raj, and Le Song. SphereFace: Deep Hypersphere Embedding for Face Recognition. In *2017 IEEE Conference on Computer Vision and Pattern Recognition (CVPR)*, pages 6738–6746, Honolulu, HI, July 2017. IEEE.
- [13] Hao Wang, Yitong Wang, Zheng Zhou, Xing Ji, Zhifeng Li, Dihong Gong, Jingchao Zhou, Wei Liu CosFace: Large Margin Cosine Loss for Deep Face Recognition. In *CoRR*, 2018.
- [14] Jiankang Deng, Jia Guo, Niannan Xue, and Stefanos Zafeiriou. ArcFace: Additive Angular Margin Loss for Deep Face Recognition. In *2019 IEEE/CVF Conference on Computer Vision and Pattern Recognition (CVPR)*, pages 4685–4694, Long Beach, CA, USA, June 2019. IEEE.
- [15] Hao Wang, Yitong Wang, Zheng Zhou, Xing Ji, Zhifeng Li, Dihong Gong, Jingchao Zhou, Wei Liu CosFace: Large Margin Cosine Loss for Deep Face Recognition. In *CoRR*, 2018.
- [16] Xiao Zhang, Rui Zhao, Yu Qiao, Xiaogang Wang, and Hongsheng Li. Adacos: Adaptively scaling cosine logits for effectively learning deep face representations. In *Proceedings of the IEEE Conference on Computer Vision and Pattern Recognition*, pages 10823–10832, 2019.
- [17] Xiao Zhang, Rui Zhao, Yu Qiao, Xiaogang Wang, and Hongsheng Li. Adacos: Adaptively scaling cosine logits for effectively learning deep face representations. In *Proceedings of the IEEE Conference on Computer Vision and Pattern Recognition*, pages 10823–10832, 2019.
- [18] Xiao Zhang, Rui Zhao, Junjie Yan, Mengya Gao, Yu Qiao, Xiaogang Wang, and Hongsheng Li. P2SGrad: Refined Gradients for Optimizing Deep Face Models. In *2019 IEEE/CVF Conference on Computer Vision and Pattern Recognition (CVPR)*, pages 9898–9906, Long Beach, CA, USA, June 2019. IEEE.
- [19] Weiyang Liu, Yandong Wen, Zhiding Yu, Ming Li, Bhiksha Raj, and Le Song. SphereFace: Deep Hypersphere Embedding for Face Recognition. In *2017 IEEE Conference on Computer Vision and Pattern Recognition (CVPR)*, pages 6738–6746, Honolulu, HI, July 2017. IEEE.
- [20] Manuele Bicego, Andrea Lagorio, Enrico Grosso, and Massimo Tistarelli. On the Use of SIFT Features for Face Authentication. In *2006 Conference on Computer Vision and Pattern Recognition Workshop (CVPRW'06)*, pages 35–35, New York, NY, USA, 2006. IEEE.
- [21] Timo Ahonen, Abdenour Hadid, and Matti Pietikainen. Face Description with Local Binary Patterns: Application to Face Recognition. *IEEE Transactions on Pattern Analysis and Machine Intelligence*, 28(12):2037–2041, December 2006.
- [22] Lisa M Brown and Quanfu Fan. Enhanced face detection using body part detections for wearable cameras. In *2016 23rd International Conference on Pattern Recognition (ICPR)*, pages 715–720. IEEE, 2016.
- [23] Jie Hu, Li Shen, and Gang Sun. Squeeze-and-excitation networks. In *Proceedings of the IEEE conference on computer vision and pattern recognition*, pages 7132–7141, 2018.
- [24] Jay Stanley. Police body-mounted cameras: With right policies in place, a win for all. *American Civil Liberties Union*, 2015.
- [25] Daniel E Bromberg, Étienne Charbonneau, and Andrew Smith. Public support for facial recognition via police body-worn cameras: Findings from a list experiment. *Government Information Quarterly*, 37(1):101415, 2020.
- [26] Kelly Blount. Body worn cameras with facial recognition technology: when it constitutes a search. *Crim. L. Prac.*, 3:61, 2015.
- [27] Diederik P Kingma and Jimmy Ba. Adam: A method for stochastic optimization. *arXiv preprint arXiv:1412.6980*, 2014.
- [28] Wasseem Al-Obaydy and Harin Sellahewa. In Vielhauer C., Dittmann J., Drygajlo A., Juul N.C., Fairhurst M.C. (eds) *Biometrics and ID Management. BioID 2011. Lecture Notes in Computer Science, vol 6583. Springer, Berlin, Heidelberg*.
- [29] Shervin Minaee, Amirali Abdolrashidi, Hang Su, Mohammed Ben-Namoun, and David Zhang. Biometric recognition using deep learning: A survey. *arXiv preprint arXiv:1912.00271*, 2019.
- [30] Qiong Cao, Li Shen, Weidi Xie, Omkar M Parkhi, and Andrew Zisserman. Vggface2: A dataset for recognising faces across pose and age. In

TABLE (V) Rank-1, Rank-5 and Rank-10 accuracy values of the ResNet-50 trained on MS1Mv2 [11] and VGGFace2 [30] datasets, fine-tuned and evaluated on non-overlapping subjects from BWCFace dataset.

Loss Function	Validation Accuracy [%]	Light. Condition	Rank-1 [%]	Rank-5 [%]	Rank-10 [%]
ResNet-50 - MS1Mv2					
CosFace	97.88	Office vs. Office	94.19	98.33	99.20
		Day. vs. Day	98.08	99.46	99.63
		Day vs. Office	76.45	90.41	94.27
		Office vs. Day	83.83	93.98	96.89
ArcFace	97.66	Office vs. Office	93.41	98.11	99.04
		Day. vs. Day	97.83	99.38	99.68
		Day vs. Office	75.22	90.27	94.25
		Office vs. Day	82.55	93.15	96.43
SphereFace	99.04	Office vs. Office	94.14	98.28	99.17
		Day. vs. Day	98.34	99.44	99.65
		Day vs. Office	77.04	90.78	94.67
		Office vs. Day	84.93	94.58	97.26
AdaCos	99.75	Office vs. Office	89.71	97.22	98.66
		Day. vs. Day	95.55	99.03	99.57
		Day vs. Office	69.27	88.67	93.80
		Office vs. Day	77.73	90.84	94.56
Sofmax	99.58	Office vs. Office	96.36	98.42	98.99
		Day. vs. Day	99.08	99.83	99.85
		Day vs. Office	85.02	96.20	98.31
		Office vs. Day	95.19	98.97	99.32
ResNet-50 - VGGFace2					
CosFace	97.83	Office vs. Office	94.25	98.32	99.02
		Day. vs. Day	98.82	99.79	99.83
		Day vs. Office	76.39	93.57	96.96
		Office vs. Day	83.40	94.78	98.39
ArcFace	97.58	Office vs. Office	94.16	98.37	99.07
		Day. vs. Day	98.73	99.74	99.87
		Day vs. Office	75.49	93.39	97.10
		Office vs. Day	83.61	95.63	98.78
SphereFace	99.13	Office vs. Office	94.25	98.39	99.07
		Day. vs. Day	98.84	99.72	99.89
		Day vs. Office	77.92	93.96	97.33
		Office vs. Day	84.16	96.02	98.72
AdaCos	99.58	Office vs. Office	92.43	97.84	98.78
		Day. vs. Day	98.26	99.78	99.85
		Day vs. Office	72.84	92.12	96.49
		Office vs. Day	80.12	94.84	97.98
Sofmax	99.63	Office vs. Office	96.33	98.47	99.00
		Day. vs. Day	99.36	99.81	99.85
		Day vs. Office	84.25	95.61	98.06
		Office vs. Day	94.45	98.99	99.63

2018 13th IEEE International Conference on Automatic Face & Gesture Recognition (FG 2018), pages 67–74. IEEE, 2018.

- [31] Yandong Guo, Lei Zhang, Yuxiao Hu, Xiaodong He, and Jianfeng Gao. Ms-celeb-1m: A dataset and benchmark for large-scale face recognition. In *European conference on computer vision*, pages 87–102. Springer, 2016.
- [32] Dakshina R. Kisku, Ajita Rattani, Enrico Grosso and Massimo Tistarelli. Face Identification by SIFT-based Complete Graph Topology. *2007 IEEE Workshop on Automatic Identification Advanced Technologies, Alghero, pages 63-68, 2007.*
- [33] Ali Almadan, Anoop Krishnan, Ajita Rattani. Deep Learning based Face recognition using Body-worn Camera. *International Conference on Image Analysis and Processing*, 2020 (Accepted).
- [34] Xiang Wu, Ran He, Zhenan Sun, Tieniu Tan. A Light CNN for Deep Face Representation With Noisy Labels. *IEEE Transactions on Information Forensics and Security*, 13 (11), pages 2884-2896, 2018.

TABLE (VI) Rank-1, Rank-5 and Rank-10 accuracy values of the SENet-50 trained on MS1Mv2 [11] and VGGFace2 [30] datasets, fine-tuned and evaluated on non-overlapping subjects from BWCFace dataset.

Loss Function	Validation Accuracy [%]	Light. Condition	Rank-1 [%]	Rank-5 [%]	Rank-10 [%]
SENet-50 - MS1Mv2					
CosFace	95.29	Office vs. Office	93.431	97.902	98.755
		Day. vs. Day	97.665	99.570	99.851
		Day vs. Office	78.549	93.373	96.804
		Office vs. Day	85.770	94.991	97.748
ArcFace	94.63	Office vs. Office	92.754	97.588	98.598
		Day. vs. Day	97.422	99.514	99.813
		Day vs. Office	77.627	93.510	97.137
		Office vs. Day	84.586	94.448	97.554
SphereFace	97.54	Office vs. Office	93.362	97.990	98.774
		Day. vs. Day	97.646	99.514	99.795
		Day vs. Office	78.529	93.490	97.000
		Office vs. Day	84.974	94.040	97.204
AdaCos	98.92	Office vs. Office	90.666	97.039	98.157
		Day. vs. Day	96.507	99.477	99.720
		Day vs. Office	73.333	91.549	96.000
		Office vs. Day	81.208	92.972	96.525
Sofmax	99.21	Office vs. Office	95.000	98.127	98.755
		Day. vs. Day	99.197	99.738	99.813
		Day vs. Office	87.392	96.059	98.039
		Office vs. Day	94.545	98.796	99.340
SENet-50 - VGGFace2					
CosFace	96.96	Office vs. Office	93.990	98.402	99.176
		Day. vs. Day	97.740	99.514	99.738
		Day vs. Office	79.353	94.235	97.569
		Office vs. Day	86.158	96.738	98.777
ArcFace	97.08	Office vs. Office	93.372	98.039	99.049
		Day. vs. Day	97.777	99.570	99.776
		Day vs. Office	78.725	93.588	97.471
		Office vs. Day	85.673	96.855	98.758
SphereFace	98.69	Office vs. Office	94.019	98.294	99.196
		Day. vs. Day	97.553	99.477	99.776
		Day vs. Office	78.549	93.373	97.235
		Office vs. Day	85.867	96.331	98.544
AdaCos	99.50	Office vs. Office	91.107	97.598	98.774
		Day. vs. Day	96.544	99.346	99.664
		Day vs. Office	72.863	92.216	96.510
		Office vs. Day	83.479	96.059	98.466
Sofmax	99.85	Office vs. Office	96.088	98.686	99.245
		Day. vs. Day	98.767	99.738	99.813
		Day vs. Office	84.333	96.176	98.412
		Office vs. Day	91.322	98.156	99.495