

Exploiting Vietnamese Social Media Characteristics for Textual Emotion Recognition in Vietnamese

Khang Phuoc-Quy Nguyen

University of Information Technology
Vietnam National University, Ho Chi Minh City, Vietnam
16520568@gm.uit.edu.vn

Kiet Van Nguyen

University of Information Technology
Vietnam National University, Ho Chi Minh City, Vietnam
kietnv@uit.edu.vn

Abstract—Textual emotion recognition has been a promising research topic in recent years. Many researchers were trying to build a perfect automated system capable of detecting correct human emotion from text data. In this paper, we conducted several experiments to indicate how the data pre-processing affects a machine learning method on textual emotion recognition. These experiments were performed on the benchmark dataset Vietnamese Social Media Emotion Corpus (UIT-VSMEC). We explored Vietnamese social media characteristics to proposed different pre-processing techniques, and key-clause extraction with emotional context to improve the machine performance on UIT-VSMEC. Our experimental evaluation shows that with appropriate pre-processing techniques, Multinomial Logistic Regression (MLR) achieves the best F1-score of 64.40%, a significant improvement of 4.66% over the CNN model built by the authors of UIT-VSMEC (59.74%).

Index Terms—Textual Emotion Recognition, Emotion Prediction, Vietnamese Characteristics, Machine Learning, Multinomial Logistic Regression.

I. INTRODUCTION

Analyzing people’s opinions has never been an easy task due to their versatility and ambiguity. Answering the question “What do people think about ?” is quite simple; we can achieve this by extracting information from what they said or wrote, but to understand their feelings or answer the question “How do people think about ?” is a difficult task, even for an actual human. There are many ways to express the same emotion, but multiple emotions sometimes have the same expression. Emotions may vary based on personality, gender, location, ethnicity, culture, situation, and many other psychological, social, and individual parameters. When it comes to emotion recognition using a computer, this problem’s level of complication increases a lot more. Emotion detection can be performed based on different sources of information such as speech, text, or visually but text data is still the most popular form, especially in social media. Textual emotion recognition has seen a growing interest from many researchers [1, 2, 3, 4, 5].

There are several approaches to build an emotion detection system, but they all have to go through one step: data pre-processing. Data pre-processing or data cleaning or data preparation is the process that prepares the data for the prediction model. This step is vital because data is often taken from multiple sources, which means they are usually unstructured and contain errors. Therefore, a variety of pre-processing

techniques have been tested by many researchers, and they are proven to be efficient for some particular machine learning tasks.

In this work, we will focus on evaluating the impact of several pre-processing techniques on the emotion recognition system’s performance built on Vietnamese social media data (Vietnamese microtext [6]). With a given a Vietnamese microtext, our goal is to clean this microtext and then predict the emotion it might delivers. Our two key contributions are summarized as follows:

- Our primary contribution is to compile an appropriate set of pre-processing techniques for Vietnamese social media data. We built several classifier model for each different approaches of the same technique by using Multinomial Logistic Regression (MLR) [7] on the pre-built Vietnamese Social Media Emotion Corpus (UIT-VSMEC) [5]. Then, we compared the f1-score of each classifier model to find out the best combination of pre-processing techniques.
- We also proposed a method for extracting the main idea of a comment. Using this method, we tested the possibility to classify the emotion of a comment by a clause inside it.

The structure of this paper is as follows. Related documents and studies are presented in Section II. Section III describes the dataset used in our experiments. Section IV discusses our proposed methods in which we explain the reasons behind the method. In Section V, we present the experiments and results for the proposed method. Finally, we sum up our findings and discuss future work in Section VI.

II. RELATED WORK

In the past decade, there were many studies on the design of methods and the development of frameworks for textual emotion detection. A detailed and complete overview of approaches can be found in [8, 9].

Brilis et al. [1] used machine learning approaches to create an automatic mood categories classifier for song lyrics by performing pre-processing steps such as stemming, stop words, and punctuation marks removal combined with a bag-of-words approach using TF-IDF score (term frequency-indirect document frequency). The authors indicated that the Random Forest algorithm reported the best results, with approximately

71.50% accuracy on the stemmed dataset and 93.70% on the unstemmed.

Ho and Cao [2] proposed a hidden Markov logic approach to predict the emotion expressed by a given text. The authors' method achieved an F-score of 35.00% on the ISEAR (International Survey on Emotion Antecedents and Reaction) dataset. The authors ignored semantic and syntactic features of the sentence analysis, which made it non-context sensitive and can be the cause for the low F-score.

Ghazi, Inkpen, and Szpakowicz [3] combined keyword-based, lexicon-based, and machine learning-based approaches to compare the prior emotion of a word with its contextual emotion and their effect on the sentiment expressed by the sentence. Authors showed that using logistic regression and their features significantly outperform their baselines (the null hypothesis that using the least and the most frequent emotion label to predict) and the SVM result applied to bag-of-words.

Da Silva, Hruschka, and Hruschka Jr [4] conducted tweet sentiment analysis using classifier ensembles. A classifier ensemble was formed using several machine learning classifiers: random forest, support vector machines, multinomial Naive Bayes, and logistic regression. In their study, authors experimented with various tweet datasets and reported that the classifier ensemble could improve classification accuracy.

In work presented in [5], the authors built the first standard Vietnamese Social Media Emotion Corpus (UIT-VSMEC). This corpus contains exactly 6,927 emotion-annotated sentences (an average agreement of 82.00% across the seven emotions) and then measure two machine learning models and two deep learning models on this dataset. The authors reported the highest weighted F1-score of 59.74% by using the CNN model with pre-trained word2Vec.

Although many efforts had been made in building machine learning models, pre-processing has not been adequately systematized yet, and little research was focused on this. Therefore, we decided to experiment on how different pre-processing techniques contribute to the emotion classifier model's performance. In this paper, we will evaluate MLR models on the UIT-VSMEC.

III. DATASET

Supervised learning algorithms typically require data to be separated into the train set and the test set, respectively, manually annotated for each language processing task to be learned. Due to many researchers' contributions, many subjectivity and sentence-emotion annotated datasets had been constructed, most of them publicly available.

The primary consideration in selecting data for emotional classification tasks is that the data should be rich in emotion expressions. We chose for our experiments the Vietnamese Social Media Emotion Corpus (UIT-VSMEC), compiled by [5]. Its dominant emotion tags each comment in this corpus, or as "Other" if it does not include any emotion or contains emotion that is different from Ekman's six basic emotions labels [10].

The UIT-VSMEC contains 6,927 annotated comments, 18.66% of which were marked as non-emotional or unknown. Table I shows the details of this corpus.

Table I
STATISTICS OF EMOTION LABELS OF THE UIT-VSMEC

Emotion	Comments	Percentage (%)
Anger	480	6.92
Disgust	1,338	19.31
Enjoyment	1,965	28.36
Fear	395	5.70
Other	1,291	18.66
Sadness	1,149	16.59
Surprise	309	4.46
Total	6,927	100

The authors of UIT-VSMEC had already separated the corpus into three parts: the train data (5,548 comments), the validate data (686 comments), and the test data (693 comments), so we continue their work by reusing their separated data.

IV. METHODOLOGY

In the UIT-VSMEC, comments are contained in the "Sentence" column, and each comment in this column can be represented as a sequence of words:

$$com = \{w_1, w_2, \dots, w_n\},$$

where n denotes the length (in words) of the comment and w represent any character or combination of characters that is separated by white space. Our goal is to predict the emotion label of the given comment.

Our task belongs to textual emotion recognition, which aims to identify human emotion from the text. We separate our task into a pre-processing problem, which prepares the data for our training purpose, and a key-clauses extraction problem, which detects main clause that is most likely to carry emotion in the given comment.

A. Pre-processing

Since the author of UIT-VSMEC hadn't performed much cleaning on the data, we came up with several pre-processing techniques for Vietnamese social media data (Vietnamese microtext) [11]. Table II describes seven pre-processing techniques based on Vietnamese social media characteristics.

The UIT-VSMEC corpus contains several words that are not in proper formats. For example, "luônnn" should be "luôn" and "thích quáaaaa" should be "thích quá".

We partly solved this problem by using technique 1, in which we used regular expressions to replace a sequence of repeated characters by that character. For example, "hahaaaa" is converted to "haha" and "[:]]]]" is converted to ":]". We cannot solve this problem entirely because of accents. For example, "thích quáaaaa" should be "thích quá", but our method only changed it to "thích quáa". Table III shows some examples of the word standardized process.

There are many emoji and emoticons that appear in our corpus. An emoticon is a pictorial representation of a facial

Table II
PRE-PROCESSING TECHNIQUES

Technique	Description
1	Standardizing words
2	Removing emoji, emoticons
3	Keeping emoji and emoticons then transforming them into their word form
4	Removing repeated emoji and emoticons in the same comment then transforming them into their word form
5	Translating word form of emoji, emoticons into Vietnamese
6	Spelling correction and acronyms, abbreviations lookup
7	Removing stop words and particular words

Table III
EXAMPLE OF PRE-PROCESSING TECHNIQUE 1

Words	Standardized words
:))))	:)
:]]]	:]
"hahaa"	"haha"
"hicc"	"hic"
"luônnnn"	"luôn"

expression using characters - usually punctuation marks, numbers, and letters - to express a person's feelings or mood. Emoji are much like emoticons, but emoji are pictures rather than typographic approximations. Because emoji are considered as one-letter words and emoticons are considered as a combination of punctuation marks, they will usually be filtered out in the training process despite being the characteristics of social media data.






To handle emoji and emoticons, we came up with three approaches: remove, transform, and hybrid. The first approach is to use technique 2 to remove all the emoji and emoticons in our corpus. Although this technique helps reduce the vocabulary size, it has one big drawback. It considers emoji and emoticons do not express any feeling of the user. Still, most social media users tend to use emoji or emoticons to share their joy, sorrow, or anger.

The second approach is to transform emoji and emoticons into their word form. To convert emoticons into word form, we prepared an emoticon dictionary by changing all emoticons extracted from our corpus. For example, ":)" was replaced by ":slightly_smiling_face:" whereas ":(" was replaced by ":frowning_face:". To transform emoji into word form, we used the demojize function in Python's emoji package. These are the core of technique 3. This approach considers all emoji and emoticons are important and should not be removed. Table IV shows some examples of the word form of some emoji, emoticons.

The third approach is to remove repeated emoji and emoticons in the same corpus, transforming them into their word form. This approach, which is technique 4, considers duplicated emoji and emoticons in the same corpus are noise data, and only the unique ones should be kept.

The word forms of emoji and emoticons are in English,

Table IV
EXAMPLES OF WORD FORM OF EMOJI AND EMOTICONS

Emoji	Emoticons	Word form
		:angry_face:
	:)	:slightly_smiling_face:
	:'(:crying_face:
	-_-	:expressionless_face:
		:broken_heart:

but the language of our corpus is Vietnamese. This behavior makes emoji and emoticons have a different meaning with emotional words in the corpus. We used technique 5 to translate word forms of emoji, emoticons into Vietnamese. We created a translation rule dictionary for this purpose. The dictionary contains 109 translation rules for each word form of emoji and emoticons. For example, "disappointed_face" was translated to "thất vọng" (disappointed). We present some examples in Table V.

Table V
EXAMPLE DEMOJIZED FORM OF EMOJI AND THEIR VIETNAMESE FORM IN THE TRANSLATION RULE DICTIONARY.

Emotion	Vietnamese	English
:angry_face:	tức giận	angry
:slightly_smiling_face:	cười nhẹ	slightly smiling
:crying_face:	khóc	crying
:expressionless_face:	không cảm xúc	expressionless
:broken_heart:	đau lòng	broken heart

There are a large number of misspelling words, slang words, and abbreviates in the UIT-VSMEC. This behavior is the nature of microtext, as explained in [6]. For example, "bjo" should be "bây giờ" (now) and "ju jin" should be "giữ gìn".

We corrected these spelling errors by compiling an acronym and misspelling dictionary. The compiled dictionary has translations for 736 acronyms and misspelling words. Using the dictionaries, we changed the acronyms and misspelled words to its proper form by looking up the abbreviation and misspelling dictionaries. Table VI shows some examples of this technique.

Table VI
EXAMPLE ACRONYMS, MISSPELLING WORDS AND THEIR CORRECT FORM IN THE ACRONYM AND SPELLING CORRECTION DICTIONARY

Acronyms, abbreviates and misspelling words	Vietnamese correct form	English
cóá, coá	có	have
ngta, nta	người ta	other people
cf, coffee, cafe, caphe, coffe	cà phê	coffee
cũnh, cungc, cungz	cũng	also
pk, bit, bjt	biết	know

In technique 7, we removed stop words and some particular words in the validate and test data. After that, we evaluated

this method’s performance by using the emotion classifier built on pre-processed train data.

B. Emotion Classifier

In this paper, we used Count Vectorizer and TF-IDF Vectorizer to vectorize the input data and then used Multinomial Logistic Regression (MLR) [6] to train 22 emotion classifiers for Vietnamese microtext. Besides, Logistic Regression also achieved the best score on the VLSP shared task - Hate Speech Detection on Vietnamese social media texts [12]. These classifiers were trained by the data that applied different pre-processing techniques. We compared the performance of each classifier to indicate suitable pre-processing methods for our task.

C. Key-clause Extraction

The common point of a text or a speech is that they will have at least one concluding sentence, in which it helps identifying the key points. Further more, if the concluding sentence contains a coordinating conjunction, such as "but", then this sentence can be separated into two or more clauses/phrases. For example, in the sentence "I can't cook very well but I make quite good fried egg", both "I can't cook very well" and "I make good fried egg" are main/independent clauses (= they are of equal importance and could each exist as a separate sentence).

We proposed a method that exploit this language’s characteristic in order to improve the performance of our emotion classifier model. The idea is to separate each comments in the UIT-VSMEC into clauses and then to indicate if there is any emotional clause. The method is explained as follow.

First, we separated each comments into clauses/phrases by using punctuation marks (comma, dot and semi-colon) and coordinating conjunction. If a separated clause contains less than four words then this clause will be concatenated with its preceding or succeeding clause.

Then, we applied the previous built emotion classifier on each clauses of the same comment. Emotion predictions for each clauses in a comment may differ and maybe no clause has the same emotion prediction with the comment. We created a list of important words, these words have one common point is that they usually appear in a correctly classified clause. We used these important words to indicate the essential clause in a comment.

After important clause had been extracted, we then evaluated this key-clause extraction method using the pre-built emotion classifier. Table VII shows three examples of phrases extraction.

V. EXPERIMENTS

A. Experiments with pre-processing techniques

We conduct experiments, presented in Table VIII and Table IX, to compare the performance of the pre-processing techniques described in Section IV-A. We use the default setting for CountVectorizer, TF-IDF Vectorizer, and Multinomial Logistic Regression classifier in these experiments.

Table VII
PHRASES EXTRACTION FOR EACH COMMENT

Comments	Emotion	Phrases
nhà thì không xa lắm nhưng chưa bao giờ đi vì sợ bị đè bẹp luôn người =)))) (it's not far away from home but I have never gone there because I afraid of being crushed)	Fear	nhà thì không xa lắm (it's not far away from home)
		nhưng chưa bao giờ đi vì sợ bị đè bẹp luôn người =)))) (but I have never gone there because I afraid of being crushed)
hậu duệ mặt trời đấy chứ đùa đầu nhá ☺☺ (that is descendant of the sun and it's not a joke ☺☺)	Other	hậu duệ mặt trời đấy (that's descendant of the sun)
		chứ đùa đầu nhá ☺☺ (and it's not a joke ☺☺)
phim hay thật nhưng cái kết hơi khó hiểu :v chốt lại là đáng đồng tiền bát gạo :v (the movie is really good but the ending is kinda confusing :v worth the money afterall :v)	Enjoyment	phim hay thật nhưng cái kết hơi khó hiểu :v (the movie is really good but the ending is kinda confusing :v)
		chốt lại là đáng đồng tiền bát gạo :v (worth the money afterall :v)

We also use data in the train set, and the validate set to compare each pre-processing technique’s performance. Finally, we use hyper-parameter tuning to find the best collection of parameters for our task. Our purpose is to indicate which vectorizer, pre-processing techniques, and parameter setting best fit our training purpose. Table VIII shows the impact of pre-processing on model performance.

Table VIII
IMPACT OF PRE-PROCESSING TECHNIQUES ON THE VALIDATE SET OF UIT-VSMEC

Vectorizer	Pre-processing	Accuracy	F1-score
CountVectorizer	Original	56.41%	56.07%
	1	54.81%	54.85%
	1 + 2	54.66%	54.16%
	1 + 3	55.98%	55.55%
	1 + 3 + 5	58.75%	58.17%
	1 + 3 + 5 + 6	58.60%	58.07%
	1 + 4	57.00%	56.58%
	1 + 4 + 5	58.45%	57.87%
	1 + 4 + 5 + 6	58.75%	58.25%
TF-IDF Vectorizer	Original	55.69%	53.39%
	1	55.83%	53.60%
	1 + 2	55.39%	53.15%
	1 + 3	57.29%	55.16%
	1 + 3 + 5	59.04%	57.29%
	1 + 3 + 5 + 6	59.33%	57.99%
	1 + 4	57.00%	54.84%
	1 + 4 + 5	58.89%	57.34%
	1 + 4 + 5 + 6	58.60%	56.94%

As shown in Table VIII, technique 2 - removing emoji performs worse than technique 3 - keeping emoji and emoticons and then transforming them into the word form (more than 1% different). The reason for this may be because Facebook users tend to use emoji, emoticons in their comment, message, and even react to a post with emoji and reaction are more widely used than in Tweeter where facial expression is limited (only

like and retweet). The accuracy and F1-score of the model using pre-processing techniques 1, 3, 5, and 1, 4, 5 surpass the original model for each vectorizer type, proving technique 5 to be effective.

Using technique 6 leads to a slight decrease in accuracy and F1-score in the classifier model that uses Count Vectorizer and pre-processing techniques 1, 3, 5, and classifier models that use TF-IDF Vectorizer and pre-processing technique 1, 4, 5. In contrast, technique 5 slightly increases the accuracy and F1-score of the Count Vectorizer model using technique 1, 4, 5, and in the TF-IDF Vectorizer model using technique 1, 3, 5. Therefore, we continued to conduct experiments to determine the most suitable pre-processing techniques and vectorizer method. We set the parameter $C = 4.5$, $class_weight = \text{“balanced”}$ for our Multinomial Logistic Regression classifier while tuning the $n_features$ and $ngram_range$ parameter of each vectorizer.

B. Experiments with hyper-parameter fine-tuning

As a result from the previous experiment, we set the parameter $C = 4.5$ and $class_weight = \text{“balanced”}$ for the MLR classifier. In this experiment, we performed hyper-parameter tuning with the $n_features$ and $ngram_range$ parameter for the CountVectorizer and TF-IDF Vectorizer. The results are presented in table IX.

Table IX
IMPACT OF HYPER-PARAMETER TUNING ON THE DEVELOPMENT SET OF UIT-VSMEC

Feature Engineering	Pre-processing	Vectorizer parameter	Accuracy	F1-score
Count Vectorizer	1 + 3 + 5 + 6	$n_features = 38,000$ $ngram_range = (1, 2)$	60.35%	60.33%
	1 + 4 + 5 + 6	$n_features = 40,000$ $ngram_range = (1, 2)$	60.06%	60.06%
TF-IDF Vectorizer	1 + 3 + 5 + 6	$n_features = 25000$ $ngram_range = (1, 3)$	61.22%	61.04%
	1 + 4 + 5 + 6	$n_features = 26000$ $ngram_range = (1, 3)$	60.35%	60.17%

Table IX shows that keeping repeated emoji performs slightly better than only keep the unique ones. The best accuracy and F1-score is the emotion classifier that uses TF-IDF Vectorizer. Therefore, we will use the TF-IDF Vectorizer with pre-processing technique 1, 3, 5, 6, and the parameters for the TF-IDF vectorizer are $n_features = 25000$, $ngram_range = (1, 3)$, and the parameters for the classifier are $C=4.5$ and $class_weight = \text{“balanced”}$ to build our classifier model. Thus, we will use this same set-up to train our baseline model on raw data.

C. Experiments with pre-processing technique 7 and key-clause extraction method

We use our classifier model to evaluate pre-processing technique 7, which removes stop words and particular words, and the performance of our key-clause extraction method. The results are shown in Table X.

Table X
EXPERIMENTAL RESULTS OF ALL MODEL ON THE TEST SET OF UIT-VSMEC

Model	Accuracy	F1-score
MLR (baseline)	55.41%	55.57%
CNN + word2Vec [5]	59.74%	59.74%
MLR + pre-processing techniques (1, 3, 5, 6)	62.91%	62.95%
MLR + pre-processing techniques (1, 3, 5, 6) + remove stop words (7)	64.07%	64.07%
MLR+ pre-processing techniques (1, 3, 5, 6, 7) + key-clause extraction	64.36%	64.40%

Our first observation is that the model that uses pre-processing techniques 1, 3, 5, 6 outperforms the baseline by a large margin. This observation shows the power and effectiveness of data cleaning when working with Vietnamese microtext. There may be two reasons for this. First, the pre-processing techniques reduced the vocabulary size by normalizing text data; it means a portion of noise data had been filtered out. Second, we also took advantage of the emoji and emoticons by transforming them into their word form. We considered these are social media data’s characteristics.

The next observation is the impact of the removal of stop words and particular words. Removing stop words yields a higher F1-score (1.12%). This result is reasonable because these words can be considered noise data if we want to detect a comment’s emotion.

Finally, the implementation of the key-clause extraction method affects the performance of the emotion classifier. The explanation for this is the clauses extracted from a comment by this method are most likely to carry the emotion. Pre-processing technique 7 and this method both affect each other. If we remove all the stop words, then it will be hard to extract clauses from a comment. If we remove part of the stop words, then the clauses or phrases extracted from the key-clause extraction method will still contain noise data. This is why the implementation of the key-clause extraction method slightly increases the F1-score (0.33%).

Our best model using pre-processing techniques 1, 3, 5, 6, 7, and key-clause extraction methods achieved 64.40% in the F1 score, which improved 8.83% compared with the baseline model. Our emotion classifier model had outperformed the CNN model built by [5] with an improvement of 4.66% in F1-score. The reason behind this could be the implementation of pre-processing methods on the UIT-VSMEC. The results also confirmed the effectiveness of using the key-clause extraction method.

D. Error Analysis

Table XI shows some examples that our model failed to detect correct emotion and our explanations. Typical cases

include: 1) our model could not understand the context; 2) our model could not understand words that never appear before; 3) our model didn't filter emoticons and emoji unrelated to the comment; 4) our model recognized a wrong clause as key-clause.

Table XI
SOME ERROR CASES

Comments	Emotion	Predictions	Explanations
người ta có bạn bè nhìn vui thật (they look so happily having friends)	Sadness	Enjoyment	Our model cannot understand the context of this comment.
nghe ngọt thế :(((sounds so sweet :((Enjoyment	Sadness	The ":((("emoticon have the strongest influence in this comment.
kinh khủng thật :(((it's terrible:((Fear	Sadness	The ":((("emoticon have a stronger influence than the word "kinh khủng" (terrible).
tao đéo ngờ được đây là trường tao :)))) (I did not expect this was my school :))))))	Surprise	Enjoyment	The term "đéo ngờ được"(did not expect) hasn't appeared in the train data so it cannot be recognized to express surpriseness.
t chắc bỏ nhà ra đi khi ở với bố mẹ kiểu này quá . vẫn may bố mẹ tao không hề giống này tí nào (I might leave home if I had parents like this . luckily my parents aren't like this)	Enjoyment	Fear	Our key-clause extraction method keep the second clause in this comment.

VI. CONCLUSION AND FUTURE WORK

In this study, based on Vietnamese social media characteristics, we explored the effect of our pre-processing techniques and our key-clause extraction technique combined with the machine learning model toward the textual emotion recognition task in Vietnamese social media text. We also reached the best overall weighted F1-score of 64.40% on the pre-processed UIT-VSMEC corpus with Multinomial Logistic Regression using the TF-IDF Vectorizer and key-clause extraction method.

There are some limitations to our works that we will discuss in the following. First, the UIT-VSMEC is not generalized enough. The dataset needs to have more cases about anger, fear, and surprise labels, and the "other" label needs to be more specific if we want to build a better system for real-life tasks. Second, due to language knowledge limitations, we cannot pre-process the data well enough. The model would have performed better if we had removed all the noise data and unimportant words. Finally, our work focuses only on recognizing six basic emotion [10] labels with the "other" label that is not included. As future work, we plan to improve

the key-clause extraction method's performance with semantic and syntax techniques.

REFERENCES

- [1] Spyros Brilis et al. "Mood classification using lyrics and audio: A case-study in greek music". In: *IFIP International Conference on Artificial Intelligence Applications and Innovations*. Springer. 2012, pp. 421–430.
- [2] Dung T Ho and Tru H Cao. "A high-order hidden Markov model for emotion detection from textual data". In: *Pacific Rim Knowledge Acquisition Workshop*. Springer. 2012, pp. 94–105.
- [3] Diman Ghazi, Diana Inkpen, and Stan Szpakowicz. "Prior and contextual emotion of words in sentential context". In: *Computer Speech & Language* 28.1 (2014), pp. 76–92.
- [4] Nadia FF Da Silva, Eduardo R Hruschka, and Estevam R Hruschka Jr. "Tweet sentiment analysis with classifier ensembles". In: *Decision Support Systems* 66 (2014), pp. 170–179.
- [5] Vong Anh Ho et al. "Emotion recognition for vietnamese social media text". In: *Computational Linguistics - 16th International Conference of the Pacific Association for Computational Linguistics* (2019).
- [6] Jeffrey Ellen. "All about microtext". In: *A Working Definition and a Survey of Current Microtext Research within Artificial Intelligence and Natural Language Processing, USA: Sciterspress (Science and Technology Publications, Lda)* (2011), pp. 329–336.
- [7] Dankmar Böhning. "Multinomial logistic regression algorithm". In: *Annals of the institute of Statistical Mathematics* 44.1 (1992), pp. 197–200.
- [8] Kashfia Sailunaz et al. "Emotion detection from text and speech: a survey". In: *Social Network Analysis and Mining* 8.1 (2018), p. 28.
- [9] Rafael A Calvo and Sidney D'Mello. "Affect detection: An interdisciplinary review of models, methods, and their applications". In: *IEEE Transactions on affective computing* 1.1 (2010), pp. 18–37.
- [10] Paul Ekman. "Basic emotions". In: *Handbook of cognition and emotion* 98.45-60 (1999), p. 16.
- [11] Ranjan Satapathy et al. "Phonetic-based microtext normalization for twitter sentiment analysis". In: *2017 IEEE International Conference on Data Mining Workshops (ICDMW)*. IEEE. 2017, pp. 407–413.
- [12] Xuan-Son Vu et al. "HSD shared task in VLSP campaign 2019: Hate speech detection for social good". In: *arXiv preprint arXiv:2007.06493* (2020).