

Lyman- α coupling and heating at Cosmic Dawn

Shikhar Mittal^{*} and Girish Kulkarni[†]

Tata Institute of Fundamental Research, Homi Bhabha Road, Mumbai 400005, India

Accepted 2020 December 7. Received 2020 December 2; in original form 2020 September 23

ABSTRACT

The global 21-cm signal from the cosmic dawn is affected by a variety of heating and cooling processes. We investigate the impact of heating due to Lyman- α (Ly α) photons on the global 21-cm signal at cosmic dawn using an analytical expression of the spectrum around the Ly α resonance based on the so-called ‘wing approximation’. We derive a new expression for the scattering correction and for the first time give a simple close-form expression for the cooling due to injected Ly α photons. We perform a short parameter study by varying the Ly α background intensity by four orders of magnitude and establish that a strong Ly α background is necessary, although not sufficient, in order to reproduce the recently detected stronger-than-expected 21-cm signal by the EDGES Collaboration. We show that the magnitude of this Ly α heating is smaller than previously estimated in the literature by two orders of magnitude or more. As a result, even a strong Ly α background is consistent with the EDGES measurement. We also provide a detailed discussion on different expressions of the Ly α heating rate used in the literature.

Key words: radiative transfer – galaxies: formation – intergalactic medium – dark ages, reionization, first stars – cosmology: theory.

1 INTRODUCTION

The 21-cm signal arising due to the hyperfine splitting of ground state of the neutral hydrogen atom is a promising probe of the cosmic dawn and epoch of reionization (EoR) (Madau et al. 1997). The interaction of the magnetic dipole moment of the proton and that of the electron splits the ground state of the hydrogen atom into two levels separated by a small energy of $\Delta E = hc/\lambda_{21}$, where $\lambda_{21} = 0.21$ m (Woodgate 1983). Cosmology using the 21-cm line is reviewed extensively by Barkana & Loeb (2001); Furlanetto et al. (2006); Pritchard & Loeb (2012); Barkana (2016).

The strength of the 21-cm signal depends on various astrophysical and cosmological processes, many of which are poorly understood. It captures the thermal and ionization state of the Universe, which in turn are a probe of the formation of first stars (Barkana 2018a; Mesinger 2019). An important process affecting the 21-cm signal is the Wouthuysen–Field (WF) effect (Field 1958; Wouthuysen 1952). This refers to a change in the occupation numbers of hyperfine states due to resonance scattering of Lyman- α (Ly α) photons by the hydrogen atom. This effect makes the 21-cm signal distinguishable from the cosmic microwave background (CMB).

Investigation into the physics of the global 21-cm cosmological signal has recently been re-energised due to detection of a signal at redshift $z \sim 17$ by the Experiment to Detect the Global EoR Signal (EDGES) collaboration (Bowman et al. 2018). The detection reported has an amplitude that is more

than double that predicted by the most optimistic theoretical models. While the cosmological nature of this signal is still being investigated (Hills et al. 2018; Bradley et al. 2019; Singh & Subrahmanyan 2019; Sims & Pober 2019), there have been many new exciting theories which try to explain its anomalous amplitude. Broadly speaking there are two types of ideas in the literature. The first type considers lower matter temperature than the estimates of adiabatic cooling (Barkana 2018b; Berlin et al. 2018; Muñoz & Loeb 2018; Liu et al. 2019). The second type considers an excess radio background above the CMB (Feng & Holder 2018; Ewall-Wice et al. 2018; Fialkov & Barkana 2019; Ewall-Wice et al. 2019). The end result of both hypotheses is an increase in the amplitude of the predicted 21-cm absorption signal.

Several groups are working to validate the EDGES claim. Some projects that are already active or under development are the Large Aperture Experiment to Detect the Dark Ages (LEDA, Bernardi et al. 2015, 2016; Price et al. 2018), the Shaped Antenna measurement of the background Radio Spectrum (SARAS, Patra et al. 2013; Singh et al. 2017), Probing Radio Intensity at high-Z from Marion (PRIZM, Philip et al. 2019), Radio Experiment for the Analysis of Cosmic Hydrogen¹ (REACH, de Lera Acedo 2019), Sonda Cosmológica de las Islas para la Detección de Hidrógeno Neutro (SCI-HI, Voytek et al. 2014) and the Cosmic Twilight Polarimeter (CTP, Nhan et al. 2017, 2019).

In this paper we reconsider the effect of Ly α photons on the global 21-cm cosmological signal. We compute the amount of

^{*} E-mail: shikhar.mittal@tifr.res.in

[†] E-mail: kulkarni@theory.tifr.res.in

¹ <https://www.kicc.cam.ac.uk/projects/reach>

scattering and heating expected from Ly α photons at cosmic dawn. In the process, we derive a new expression for the scattering correction and give a simple closed form expression for the cooling part due to the injected Ly α photons. In order to understand constraints on the high-redshift Ly α background due to the EDGES measurement, we perform a simple single-parameter study where we vary the strength of Ly α radiation background by 4 orders of magnitude to see its effect on the temperature of intergalactic medium (IGM) and correspondingly on the differential brightness temperature. Because our purpose here is to gauge the effects of Ly α radiation only, we do not include processes such as X-ray heating (for e.g. [Mesinger et al. 2011](#)), shock heating ([Furlanetto & Loeb 2004](#)), etc. The redshift range of our interest is $14 \leq z \leq 30$.

Ly α scattering and heating have been considered in the literature before. [Field \(1958\)](#) presented the earliest treatment, in which there was no Ly α heating since it was assumed there are no spectral distortions in the Ly α spectrum. [Madau et al. \(1997\)](#) improved this by accounting for the latter but considered the hydrogen atoms to be at rest, which overestimated the Ly α heating. The first major improvement in the problem came from [Chen & Miralda-Escudé \(2004, hereafter CM04\)](#) who solved the radiative transfer equation numerically under the diffusion approximation (Fokker–Planck equation). [Furlanetto & Pritchard \(2006, hereafter FP06\)](#) gave analytical estimates using the analytical solutions of [Chuzhoy & Shapiro \(2006\)](#) based on a further approximation called the wing approximation. Recently [Ghara & Mellema \(2019, hereafter GM19\)](#) also studied Ly α heating at cosmic dawn and argued that a strong Ly α background radiation is ruled out in view of the EDGES claim.

This paper is organized as follows. In Section 2 we present the theory of scattering and heating by Ly α photons and their effect on the 21-cm signal. In Section 3 we present our results and analysis. We discuss our conclusions and ideas on further work in Section 4. The following cosmological parameters are used: $\Omega_m = 0.32$, $\Omega_b = 0.049$, $\Omega_\Lambda = 0.68$, $h = 0.67$, $Y_p = 0.24$, $T_0 = 2.73$ K, $\sigma_8 = 0.83$ and $n_s = 0.96$ ([Planck Collaboration et al. 2016](#)), where T_0 and Y_p are the CMB temperature measured today and the helium fraction by mass, respectively. Unless stated otherwise, we will work in SI units. The reader is cautioned here as they may find some of our expressions differing from those in previous literature, which use CGS units, by a factor of $4\pi\epsilon_0$.

2 THEORY AND METHODS

We begin by writing down the observable 21-cm signal, which is the 21-cm brightness temperature measured against the CMB temperature and is given by ([Furlanetto 2006](#))

$$\Delta T_b = 27\bar{x}_{\text{HI}} \left(\frac{1 - Y_p}{0.76} \right) \left(\frac{\Omega_b h^2}{0.023} \right) \sqrt{\frac{0.15}{\Omega_m h^2} \frac{1+z}{10}} \times \left(1 - \frac{T_\gamma}{T_s} \right) \text{mK}, \quad (1)$$

where T_s is the spin temperature, T_γ is CMB temperature, z is the redshift, $x_{\text{HI}} \equiv n_{\text{HI}}/n_{\text{H}}$ is the ratio of number densities of neutral hydrogen (HI) and total hydrogen (H), and we have assumed a matter dominated Universe, so that

$H(z) = H_0 \sqrt{\Omega_m(1+z)^3}$. The signal is seen in absorption when $\Delta T_b < 0$ and when $\Delta T_b > 0$ the signal is seen in emission. (Note that in equation 1 we write h to represent the Hubble's constant in units of $100 \text{ km s}^{-1} \text{ Mpc}^{-1}$ for the last time. From here onwards h will denote Planck's constant.)

Before reionization, the globally volume averaged neutral hydrogen fraction is same as that measured in the bulk of IGM, so that $\bar{x}_{\text{HI}} = x_{\text{HI}}$. Moreover, neglecting the electron contribution from helium, it is safe to write

$$x_{\text{HI}} = 1 - x_e, \quad (2)$$

where $x_e \equiv n_e/n_{\text{H}}$ is ratio of number of electrons to the total number of hydrogen atoms. The x_e values may be obtained for our cosmology at high redshifts using RECAST² ([Seager et al. 1999](#)).

The spin temperature is defined as the temperature required to achieve a given ratio of populations of upper and lower hyperfine levels, i.e.,

$$\frac{n_1}{n_0} \equiv 3e^{-T_*/T_s}, \quad (3)$$

where $T_* = h\nu_{21}/k_B = 0.068$ K, h is the Planck's constant, k_B is the Boltzmann constant and $\nu_{21} = 1420$ MHz. The factor of 3 is due to the degeneracy factor. The interaction of HI with the CMB photons, collisions with the other hydrogen atoms/electrons, and the interaction of Ly α photons determine T_s ([Field 1958](#)). As a result, it can be expressed as a weighted arithmetic mean of T_γ , T_K and T_α which represent the CMB temperature, gas kinetic temperature and colour temperature, respectively ([Furlanetto 2006](#)). Thus,

$$T_s^{-1} = \frac{T_\gamma^{-1} + x_K T_K^{-1} + x_\alpha T_\alpha^{-1}}{1 + x_K + x_\alpha}. \quad (4)$$

where the collisional coupling and Ly α coupling are

$$x_K = \frac{T_* C_{10}}{T_\gamma A_{21}}, \quad (5)$$

$$x_\alpha = \frac{T_* P_{10}}{T_\gamma A_{21}}, \quad (6)$$

respectively. Here, C_{10} and P_{10} are the de-excitation rates by collisions and Ly α photons, respectively, and $A_{21} = 2.85 \times 10^{-15}$ Hz is the Einstein coefficient of spontaneous emission for the hyperfine transition. The collisional de-excitation rate C_{10} can be written as $n_e \kappa_{e\text{H}} + n_{\text{HI}} \kappa_{\text{HH}}$, where n_i is the number density of species i and κ_{ij} is the specific rate coefficient in units of volume per unit time. Expressions for κ_s as a function of temperature can be found in [Liszt \(2001\)](#). The final expression for x_K is

$$x_K(z) = \frac{T_* n_{\text{H}}}{T_\gamma A_{21}} [x_e \kappa_{e\text{H}} + (1 - x_e) \kappa_{\text{HH}}]. \quad (7)$$

The variation of gas kinetic temperature with redshift is important in the understanding of the 21-cm signal. For this we use the following thermal equation

$$(1+z) \frac{dT_K}{dz} = 2T_K - \frac{T_K(1+z)}{1+x_{\text{He}}+x_e} \frac{dx_e}{dz} - \frac{2}{3n_b k_B H} \sum q, \quad (8)$$

where $n_b = n_{\text{H}}(1+x_{\text{He}}+x_e)$ is the total particle number

² <https://www.astro.ubc.ca/people/scott/recfast.html>.

density and similar to x_e , we can define x_{He} . For the given cosmological parameter Y_p it is

$$x_{\text{He}} = \frac{Y_p}{4(1 - Y_p)}. \quad (9)$$

For simplicity we have ignored the electron contribution from helium. There are different processes which heat (or cool) the IGM. To account for this we have the last term on right hand side of equation (8), in which the summation implies addition of all heating rates denoted by q . Note that both q and n_{H} should either be in comoving units or both in proper units. Equation (8) is the most general form of thermal evolution. However, for redshifts of our interest the second term on the right hand side may be dropped since the electron fraction changes negligibly and because x_e itself is quite small ($\sim 10^{-4}$), Compton heating may be neglected (Seager et al. 1999, 2000; Ali-Haïmoud et al. 2014). Thus, in this work we will consider only the Ly α heating term. We will integrate equation (8) from $z = 30$ to $z = 14$ with the initial condition, obtained from RECFAST, $T_{\text{K}}(z = 30) = 18 \text{ K}$.

2.1 Effect of Scattering of Ly α Photons

As galaxy formation begins in the Universe at $z \lesssim 50$ (Naoz & Barkana 2008), ultraviolet (UV) photons produced by the stars in these galaxies are injected into the IGM. Of particular interest in this work are the Ly α photons. They play a dual role in the physics of the 21-cm signal. First, the Ly α photons couple the 21-cm spin temperature to the gas kinetic temperature. Second, they also change the gas temperature, usually heating the gas. We discuss the coupling in this section.

An excitation from the ground state followed by a de-excitation due to scattering of UV photons can cause hyperfine transitions in H I. A hydrogen atom in the first excited state may return to a different hyperfine state it originally started from. The photons so involved are from the Lyman series. This effect is called the Wouthuysen–Field effect (Wouthuysen 1952; Field 1958). Naturally, there is some energy exchange in this process between the two species and as a result the system tends to achieve an equilibrium. The ‘heat reservoir’ of the Ly α photons can be given an artificial temperature called the colour temperature, T_{α} (Madau et al. 1997).

The over-simplified picture presented above would imply $T_{\alpha} = T_{\text{K}}$ (Field 1958) but this is assuming that there are no spectral distortions in the Ly α spectrum. Models for x_{α} and T_{α} have improved over the years. Some of the obvious corrections would be the following. Firstly, due to scattering the specific intensity goes down in the vicinity of Ly α resonance and so does x_{α} . Moreover, the energy exchange between H I and Ly α photons causes T_{α} not to relax to T_{K} but to somewhere between T_{K} and T_{s} (CM04). We explore both these aspects later in this section. Further details such as fine and hyperfine structure of Ly α and frequency dependence of spin-flip probability have been considered in Hirata (2006, hereafter H06), but here we do not consider them as they are relevant for very low kinetic temperatures.

To evaluate x_{α} and T_{α} we need the specific intensity of Ly α photons denoted by $J(\nu)$. We define it in terms of number (not energy) per unit proper area per unit proper time per unit frequency per unit solid angle. The specific intensity is

obtained by solving the equation of radiative transfer under the Fokker–Planck approximation (Rybicki & dell’Antonio 1994). However, it is generally not possible to find the analytical expressions for x_{α} and T_{α} . The results of CM04 and H06 are quite accurate but they rely on numerical approach and iterative techniques.

For our work we use the analytical solution for the spectrum around a general resonance line under the ‘wing approximation’ by Grachev (1989) or more specifically the work of Chuzhoy & Shapiro (2006) for Ly α photons. In the wing approximation the Voigt line profile is approximated by the ‘wings’ of the Lorentzian line. FP06 have examined the validity of this in detail by comparing results using full line profile with that using wing approximation. Their conclusion is that accuracy is not sacrificed when using the latter (but may be important at extremely low kinetic temperatures).

We now present the spectrum of Ly α radiation. For mathematical convenience the linearity of equation of radiative transfer, under the Fokker–Planck approximation, allows us to split the solution into two parts: spectrum of continuum photons $J_c(\nu)$ and that of injected photons $J_i(\nu)$, so that $J = J_c + J_i$. Physically, the difference between the two lies in their origin. The photons released by the stars between the Ly α and Ly β which redshift and ultimately give Ly α photons are called continuum photons. The photons between Ly γ and Ly ∞ will redshift to Ly γ or other higher Lyman series lines. These higher Lyman lines can decay to Ly α photons via radiative cascade. These comprise the injected photons. We do not include photons between Ly β and Ly γ because they redshift to Ly β which never end up in Ly α resonance. This is because selection rule tells that a 3p configuration decays to 1s or 2s and the latter always undergoes a two-photon emission (H06).

Let the undisturbed background Ly α specific intensity far from the resonance line be $J_{\alpha} = J_{\alpha}(z)$ (we will discuss its calculation in Section 2.3) and for now we assume that it is same for both, the continuum and injected photons. The specific intensity of continuum photons is³ (FP06)

$$J_c(x) = \frac{2\pi J_{\alpha}}{a\tau_{\alpha}} \exp \left[-2\eta x - \frac{2\pi x^3}{3a\tau_{\alpha}} \right] \times \int_{-\infty}^x y^2 \exp \left[2\eta y + \frac{2\pi y^3}{3a\tau_{\alpha}} \right] dy, \quad (10)$$

and for injected photons

$$J_i(x) = J_i(0) \exp \left[-2\eta x - \frac{2\pi x^3}{3a\tau_{\alpha}} \right] \text{ for } x \geq 0 \quad (11)$$

whereas for $x < 0$, $J_i(x)$ is the same as $J_c(x)$. The changed variable, Voigt parameter⁴, Doppler width and the recoil pa-

³ Note the misprint in equation (10) of Chuzhoy & Shapiro (2006): inside the integral the argument of exponent should have a z^3 instead of x^3 .

⁴ We find a discrepancy in the Voigt parameter, a , by CM04. The denominator should have 4 instead of 8.

parameter are given by

$$x = \frac{\nu - \nu_\alpha}{\Delta\nu_D}, \quad (12)$$

$$a = \frac{A_\alpha}{4\pi\Delta\nu_D}, \quad (13)$$

$$\Delta\nu_D = \nu_\alpha \sqrt{\frac{2k_B T_K}{m_H c^2}} \quad \text{and}, \quad (14)$$

$$\eta = \frac{h/\lambda_\alpha}{\sqrt{2m_H k_B T_K}}, \quad (15)$$

respectively. Here $A_\alpha = 6.25 \times 10^8$ Hz is the Einstein spontaneous emission coefficient of Ly α transition, m_H is the mass of recoiling atom (here hydrogen), $\lambda_\alpha(\nu_\alpha)$ is the wavelength (frequency) of the Ly α photon, c is the speed of light and the Ly α optical depth (Gunn & Peterson 1965) is given by

$$\tau_\alpha = \frac{3\gamma_\alpha \lambda_\alpha^3 n_{H\text{HI}}}{2H}, \quad (16)$$

where γ_α is the half width at half maximum of Ly α resonance line given by (H06)

$$\gamma_\alpha = \frac{e^2 \mathcal{F}_\alpha \nu_\alpha^2}{6m_e c^3 \varepsilon_0} = 50 \text{ MHz}, \quad (17)$$

where e is the charge of electron, m_e is its mass, ε_0 is the permittivity of vacuum and $\mathcal{F}_\alpha = 0.4182$ is the oscillator strength of Ly α resonance. Usually the functions $J(x)$ are written in terms of Sobolev parameter γ_S related to τ_α as $\gamma_S = \tau_\alpha^{-1}$.

Figure 1 shows the spectra J_c and J_i . The asymmetry in the spectrum can be explained qualitatively as follows. Because of the Doppler effect, when the source (stars) and detector (atom) are moving towards each other the apparent frequency measured by the detector increases and when moving away it decreases. When a hydrogen atom in the IGM is hit with radiation, it will selectively absorb photons of frequency ν_α as measured in its rest frame. The resulting spectrum would of course be a Lorentzian in the rest frame. If the Universe was static then this spectrum would still be symmetric when transformed to the lab frame, although it will be more broadened due to the Doppler broadening. However, in an expanding Universe even the sources are also moving and away. Thus, the whole spectrum would come out to be shifted to a higher frequency in order to compensate for this added cosmological redshift. This explains the asymmetry in the spectra shown in Figure 1.

With the specific intensity function at hand we can now discuss the coupling x_α and colour temperature T_α . The probability that a Ly α photon will bring an H I from the upper hyperfine state to a lower one (indirectly, via WF effect) is approximately $4/27$ (Meiksin 2000, H06) so that if P_α is the total rate of Ly α photon scattering per hydrogen atom then

$$P_{10} = \frac{4}{27} P_\alpha. \quad (18)$$

The quantity P_α is given by

$$P_\alpha = \frac{\pi e^2 \mathcal{F}_\alpha}{m_e \varepsilon_0 c} \int_{-\infty}^{\infty} J(\nu) \phi_\alpha(\nu) d\nu, \quad (19)$$

where $\phi_\alpha(\nu)$ is the normalised Ly α line profile. In the wing approximation it looks like (expressing in terms of dimensionless frequency x)

$$\phi_\alpha(x) \approx \frac{a}{\pi x^2}. \quad (20)$$

Using equations (18) and (19) in equation (6) we get

$$x_\alpha = \frac{4\pi e^2 \mathcal{F}_\alpha}{27 A_{21} m_e \varepsilon_0 c} \frac{T_*}{T_\gamma} J_\alpha \int_{-\infty}^{\infty} \frac{J(\nu)}{J_\alpha} \phi_\alpha(\nu) d\nu \quad (21)$$

$$\equiv S \frac{J_\alpha}{J_0}, \quad (22)$$

where

$$S = \int_{-\infty}^{\infty} \frac{J(\nu)}{J_\alpha} \phi_\alpha(\nu) d\nu, \quad (23)$$

is called the scattering correction and the quantity J_0 is given by

$$J_0 = \frac{27 A_{21} m_e \varepsilon_0 c}{4\pi e^2 \mathcal{F}_\alpha} \frac{T_\gamma}{T_*} \quad (24)$$

$$\approx 5.54 \times 10^{-8} (1+z) \text{ m}^{-2} \text{ s}^{-1} \text{ Hz}^{-1} \text{ sr}^{-1}, \quad (25)$$

where we used $T_\gamma = T_0(1+z)$. An accurate formula for S can be obtained by assuming that line profile is sharply peaked at $\nu = \nu_\alpha$ or equivalently $x = 0$ so that $S \approx J_i(x=0)/J_\alpha$. The trick to find $J_i(0)$ and hence S is to exploit the continuity of specific intensity of injected photons at $x = 0$. This gives

$$J_i(0) = \frac{2\pi J_\alpha}{a\tau_\alpha} \int_{-\infty}^0 y^2 \exp\left[2\eta y + \frac{2\pi y^3}{3a\tau_\alpha}\right] dy, \quad (26)$$

so that

$$S = \frac{2\pi}{a\tau_\alpha} \int_{-\infty}^0 y^2 \exp\left[2\eta y + \frac{2\pi y^3}{3a\tau_\alpha}\right] dy. \quad (27)$$

Different expressions in closed form can be found in literature for S (cf. Chuzhoy & Shapiro 2006 and FP06). We derive yet another expression (Appendix A), which is more condensed, given by

$$S = 1 - {}_3F_0(1/3, 2/3, 1; 0; -\xi_1), \quad (28)$$

where

$$\xi_1 = \frac{9\pi}{4a\tau_\alpha \eta^3}, \quad (29)$$

and ${}_3F_0$ is the (3,0)-hypergeometric function (Chap. 18, Arfken et al. 2013). A typical value of S would be ~ 0.7 for $(z, x_e, T_K) \sim (22, 0, 10 \text{ K})$.

The formal definition of the colour temperature is (Rybicki 2006)

$$T_\alpha^{-1} = -\frac{k_B}{h} \frac{d \ln \mathcal{N}(\nu)}{d\nu}, \quad (30)$$

where $\mathcal{N}(\nu) = c^2 J(\nu)/(2\nu^2)$ is the photon occupation number⁵. Clearly, T_α is a frequency-dependent quantity but to obtain a number out of the right hand side of equation (30), it should be averaged over the line profile ϕ_α (Meiksin 2006). Alternatively, we may evaluate it at $\nu = \nu_\alpha$ (approximation same as the one used for evaluating S). Since the resulting T_α s differ by a small amount, we may take the latter approach. The final expression we will use is (Chuzhoy & Shapiro 2006)

$$T_\alpha = T_s \left(\frac{T_K + T_{se}}{T_s + T_{se}} \right), \quad (31)$$

⁵ The photon occupation number should not be confused with the specific number density of photons often denoted by $n(\nu)$ or n_ν . They are related as $n(\nu) = 8\pi\nu^2 \mathcal{N}(\nu)/c^3$.

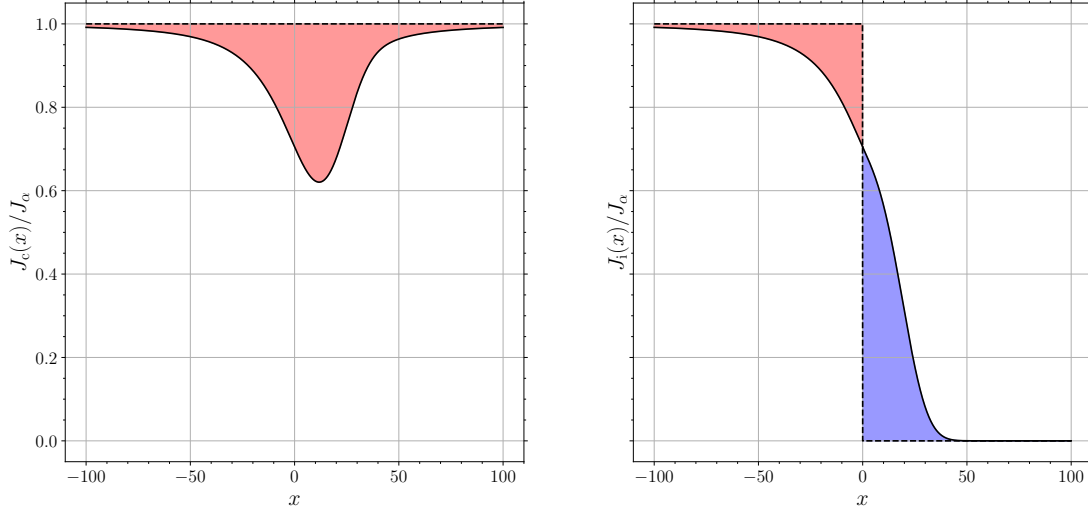


Figure 1. Specific intensity of continuum and injected Ly α photons normalised to the same background intensity. These curves are plotted at $(z, x_e, T_K) \sim (22, 0, 10 \text{ K})$. The left panel shows continuum photons (equation 10). The area of the shaded region is $I_c \approx 20.11$. The right panel shows injected photons (equation 11). The blue shaded area represents cooling ($I_i^{\text{cool}} \approx -13.07$), while the red one represents heating ($I_i^{\text{heat}} \approx 7.32$). The asymmetry exists because of the extra cosmological redshift due to the expanding Universe. See text for more details. The dashed lines correspond to the case for no scattering of Ly α photons, or the infinite temperature limit.

where

$$T_{\text{se}} = \left(\frac{\nu_{21}}{\nu_\alpha} \right)^2 \frac{m_{\text{H}} c^2}{9k_{\text{B}}} \approx 0.4 \text{ K}. \quad (32)$$

The smallness of T_{se} – which captures the correction due to spin exchange – is indicative of the fact that for temperatures above a few kelvin the argument $T_\alpha = T_K$ of Field (1958) is quite accurate. The spin exchange correction also modifies the recoil parameter and the Sobolev parameter but here we are neglecting those effects since they are important only at extremely low temperatures, typically $T_K \lesssim 1 \text{ K}$ (H06, FP06).

We can eliminate T_α from equation (4) and write the spin temperature as

$$T_s^{-1} = \frac{T_\gamma^{-1} + x_K T_K^{-1} + x_\alpha (T_K + T_{\text{se}})^{-1}}{1 + x_K + x_\alpha T_K (T_K + T_{\text{se}})^{-1}}. \quad (33)$$

The above may be approximated as (Barkana 2016)

$$T_s^{-1} = \frac{T_\gamma^{-1} + (x_K + x_\alpha) T_K^{-1}}{1 + x_K + x_\alpha}. \quad (34)$$

2.2 Heating by Ly α Photons

We now consider the role of Ly α photons in heating the IGM. We can qualitatively understand it as follows. The continuum photons descend from higher frequency and are preferentially scattered off by atoms moving away from them. As a result they continually lose energy and cause heating. Stated differently, in the absence of scattering the spectral distortion would redshift away. However, in steady state the photons would lose energy to atoms continuously. In the case of injected photons, some of them are scattered off to the blue side by the atoms moving in the opposite direction, which create a cooling effect, while the remaining are scattered off

to the red side and produce a heating effect. The net effect by the continuum and injected photons is quite small.

The heat supplied by the continuum photons per unit time per unit proper volume is given by (CM04⁶)

$$q_c = \frac{4\pi}{c} H h \int_{-\infty}^{\infty} \nu (J_\alpha - J_c) d\nu. \quad (35)$$

We may approximate $\nu = \nu_\alpha$ throughout the integral. Changing the variable to $x = (\nu - \nu_\alpha) / \Delta\nu_{\text{D}}$ we can write

$$\frac{2q_c}{3n_{\text{b}} k_{\text{B}} H} = \frac{8\pi}{3} \frac{h}{k_{\text{B}} \lambda_\alpha} \frac{J_\alpha \Delta\nu_{\text{D}}}{n_{\text{b}}(z)} I_c, \quad (36)$$

where

$$I_c = \int_{-\infty}^{\infty} \left[1 - \frac{J_c(x)}{J_\alpha} \right] dx. \quad (37)$$

We have explicitly shown the z dependence of n_{b} on the right hand side to remind ourselves that both J_α and n_{b} are in proper units. Graphically, I_c is an area between the undisturbed Ly α spectrum (which is a flat line) and a scattered one. See, for e.g., the left panel of Figure 1 plotted at $(z, x_e, T_K) \approx (22, 2.19 \times 10^{-4}, 10 \text{ K})$ in which the red shaded area is $I_c \approx 20.11$. The expression for I_c can be written in a closed form as (FP06)

$$I_c = \eta (2\pi^4 a^2 \tau_\alpha^2)^{1/3} [\text{Ai}^2(-\xi_2) + \text{Bi}^2(-\xi_2)], \quad (38)$$

where

$$\xi_2 = \eta \left(\frac{4a\tau_\alpha}{\pi} \right)^{1/3}, \quad (39)$$

$\text{Ai}(x)$ and $\text{Bi}(x)$ represent the Airy function of first and second kind, respectively (Weisstein 2020).

⁶ There is a typo in equation (10) of CM04. The factor $\Delta\nu_{\text{D}}$ should not be present. Their equations (17) & (18), however, are correct.

We can also write an equation similar to equation (36) for injected photons by changing subscript ‘c’ to ‘i’. However, I_i is defined as

$$I_i = \int_{-\infty}^0 \left[1 - \frac{J_c(x)}{J_\alpha} \right] dx - \int_0^\infty \frac{J_i(x)}{J_\alpha} dx. \quad (40)$$

The first integral in I_i can only be simplified to

$$\int_{-\infty}^0 \left[1 - \frac{J_c(x)}{J_\alpha} \right] dx = \eta \sqrt{\frac{a\tau_\alpha}{2}} \int_0^\infty \left[\exp\left(-2\eta y - \frac{\pi y^3}{6a\tau_\alpha}\right) \times \operatorname{erfc}\sqrt{\frac{\pi y^3}{2a\tau_\alpha} \frac{dy}{\sqrt{y}}} \right], \quad (41)$$

where $\operatorname{erfc}(x)$ represents the complementary error function (Chap. 13, [Arfken et al. 2013](#)). The second integral is

$$\int_0^\infty \frac{J_i(x)}{J_\alpha} dx = \frac{J_i(0)}{J_\alpha} \int_0^\infty \exp\left[-2\eta x - \frac{2\pi x^3}{3a\tau_\alpha}\right] dx. \quad (42)$$

We already approximated S by $J_i(0)/J_\alpha$. As for the integral, we split the exponential into two and do integration by parts to get

$$-\frac{1}{2\eta} \exp\left[-2\eta x - \frac{2\pi x^3}{3a\tau_\alpha}\right] \Big|_0^\infty + \frac{1}{2\eta} \frac{2\pi}{a\tau_\alpha} \int_0^\infty x^2 \exp\left[-2\eta x - \frac{2\pi x^3}{3a\tau_\alpha}\right] dx \quad (43)$$

$$= \frac{1}{2\eta} - \frac{S}{2\eta}, \quad (44)$$

where in the second term we changed the variable to $x = -y$ to get the integral for S as in equation (27). So finally we get,

$$I_i = \eta \sqrt{\frac{a\tau_\alpha}{2}} \int_0^\infty \exp\left[-2\eta y - \frac{\pi y^3}{6a\tau_\alpha}\right] \operatorname{erfc}\sqrt{\frac{\pi y^3}{2a\tau_\alpha} \frac{dy}{\sqrt{y}}} - \frac{S(1-S)}{2\eta}. \quad (45)$$

with S given by equation (28). Generally, the effect of injected photons is to cool the IGM except at extremely low gas kinetic temperatures ($T_K \lesssim 1$ K) but such low temperatures are not realised at redshifts of our interest. For the example shown in the right panel of Figure 1, $I_i \approx -5.75$.

In the preceding discussion we assumed that the background intensity of continuum and injected photons is the same but this is not true in general. However, we can easily correct for this by specifying the ratio $r = J_\alpha^i/J_\alpha^c$, which depends on the surface temperature of the source. We take

$$r = \frac{J_\alpha^i}{J_\alpha^c} = 0.1, \quad (46)$$

appropriate for Population-II (Pop-II) stars ([Chuzhoy & Shapiro 2007](#), cf. [CM04](#), in which $r = 1$). Combining the contributions from continuum and injected photons, the total heating rate by Ly α photons is

$$\frac{2q_\alpha}{3n_b k_B H} = \frac{8\pi}{3} \frac{h}{k_B \lambda_\alpha} \frac{J_\alpha(z) \Delta\nu_D}{n_b(z)} \left(I_c + \frac{J_\alpha^i}{J_\alpha^c} I_i \right). \quad (47)$$

We ignore the small recoil heating contribution from deuterium atom ([Chuzhoy & Shapiro 2007](#)).

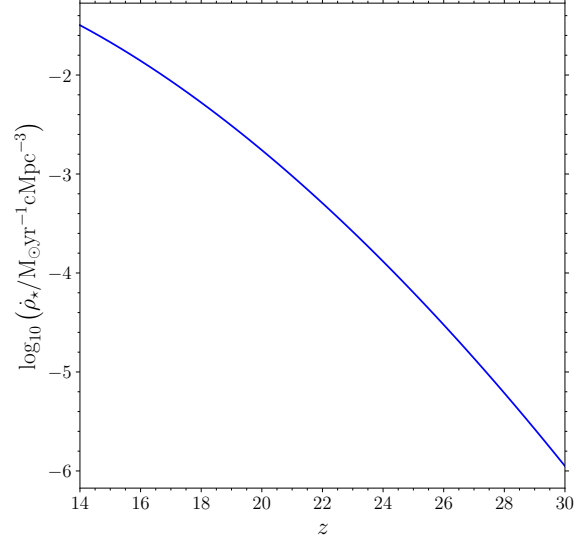


Figure 2. The comoving star formation rate density for a star formation efficiency of $f_\star = 0.1$ and halo virial temperatures of $T_{\text{vir}} \geq 10^4$ K.

2.3 The Background Ly α Specific Intensity

To calculate $J_\alpha(z)$ we need the comoving UV emissivity $\epsilon_{\text{UV}}(E, z)$. The comoving emissivity is defined as the number of photons emitted per unit comoving volume per unit proper time per unit energy at redshift z and energy E . To model it we assume that it is proportional to the star formation rate density (SFRD) and spectral energy distribution (SED) ([Barkana & Loeb 2005](#)). More precisely, Emissivity = (the number of UV photons emitted per unit energy at E per baryon in the stars) \times (number of baryons accumulating in the stars per unit time per unit comoving volume at z), i.e.,

$$\epsilon_{\text{UV}}(E, z) = \epsilon_b(E) \frac{\hat{\rho}_\star(z)}{m_b}, \quad (48)$$

where $\epsilon_b(E)$ is the SED, defined as the number of photons emitted per baryon per unit energy and m_b is the average baryon mass. For the redshift range of our interest we can accurately write $m_b = 1.22m_H$ ([Ali-Haïmoud et al. 2014](#)).

The SED depends on the source or the type of star but it is generally a broken power law, i.e., $\epsilon_b(E) \propto E^{s-1}$ where the index s can be different between different Lyman lines. We assume the model of Pop-II stars which emit $N_{\alpha\beta} = 6520$ photons per baryon between Ly α and Ly β with index $s = 0.14$. Between Ly β and Ly ∞ they emit $N_{\beta\infty} = 3170$ photons per baryon, so that the total is $N_{\alpha\infty} = 9690$ ([Barkana & Loeb 2005](#)). To find the proportionality constants and the index for the latter case we used the normalisation and continuity at $E_\beta = 12.09$ eV, which is the energy of the Ly β line. We derive the final expression for ϵ_b in eV^{-1}

$$\epsilon_b(E) = \begin{cases} 2902.91 \hat{E}^{-0.86} & \text{if } E \in [E_\alpha, E_\beta] \\ 1303.34 \hat{E}^{-7.66} & \text{if } E \in (E_\beta, E_\infty], \end{cases} \quad (49)$$

where $\hat{E} = E/E_\infty$, $E_\alpha = 10.2$ eV and $E_\infty = 13.6$ eV are

the energies corresponding to Ly α and Ly ∞ transition, respectively.

The comoving SFRD is represented by $\dot{\rho}_*(z)$, and is measured in mass per unit time per unit comoving volume. We assume it is proportional to the rate at which baryons collapse into dark matter haloes. Assuming only the haloes of virial temperatures (T_{vir}) above 10^4 K contribute, their number at a given redshift can be determined by the [Press & Schechter \(1974\)](#) formalism. Thus,

$$\dot{\rho}_*(z) = -(1+z)\bar{\rho}_b^0 f_* H(z) \frac{dF_{\text{coll}}(z)}{dz}, \quad (50)$$

where

$$\bar{\rho}_b^0 = \frac{3H_0^2}{8\pi G} \Omega_b, \quad (51)$$

is the mean cosmic baryon mass density measured today, f_* ($= 0.1$) is the star formation efficiency, defined as the fraction of baryons converted into stars in the haloes. We denote the fraction of baryons that have collapsed into dark matter haloes by F_{coll} given by the following expression ([Barkana & Loeb 2001](#))

$$F_{\text{coll}}(z) = \text{erfc} \left[\frac{\delta_{\text{crit}}(z)}{\sqrt{2}\sigma(m_{\text{min}})} \right], \quad (52)$$

where δ_{crit} is the linear critical density of collapse and σ^2 is the variance in smoothed density field. The minimum halo mass for star formation is

$$m_{\text{min}} = 10^8 \frac{1}{\sqrt{\Omega_m}} \left(\frac{H_0}{100} \right)^{-1} M_{\odot} \left[\frac{10}{1+z} \frac{0.6}{\mu} \frac{\min(T_{\text{vir}})}{1.98 \times 10^4} \right]^{3/2}, \quad (53)$$

where H_0 is the Hubble's constant measured today in units of $1 \text{ km s}^{-1} \text{ Mpc}^{-1}$. For $\min(T_{\text{vir}}) = 10^4$ K and $\mu = 1.22$ the above simplifies to

$$m_{\text{min}} = 3.91 \times 10^8 \frac{1}{\sqrt{\Omega_m}} \left(\frac{H_0}{100} \right)^{-1} M_{\odot} (1+z)^{-3/2}. \quad (54)$$

One may calculate the quantity $\delta_{\text{crit}}(z)/\sigma(m_{\text{min}})$ using the [COLOSSUS](#) code⁷ ([Diemer 2018](#)). As an example, for our cosmological parameters we get $F_{\text{coll}}(z=0) \approx 0.735$. See [Figure 2](#) for a plot of the SFRD as a function of redshift.

It is a good approximation to account for the effect of higher Lyman series (Ly n) photons only in the total Ly α intensity, since analogous WF effect of Ly n or the direct heating by them is negligible ([FP06](#), however, see [Meiksin \(2010\)](#) for a different point of view). We can now write J_{α} as

$$J_{\alpha}(z) = \frac{c}{4\pi} (1+z)^2 \sum_{n=2}^{23} P_n \int_z^{z_{\text{max}}} \frac{\epsilon_{\text{UV}}(E'_n, z')}{H(z')} dz', \quad (55)$$

where the n^{th} term in the sum accounts for the finite probability P_n with which a photon in the upper Lyman lines will redshift to Ly α wavelength. The values of P_n are computed in an iterative fashion using the selection rule and the decay rates. The detailed procedure and table of values can be found in [H06](#) or [Pritchard & Furlanetto \(2006\)](#). The redshifted energy of n^{th} Lyman series line is given by

$$E'_n = E_n \frac{1+z'}{1+z}, \quad (56)$$

where E_n is the frequency of the photon released in transition from n^{th} state to ground state

$$E_n = 13.6 \left(1 - \frac{1}{n^2} \right) \text{ eV}. \quad (57)$$

The maximum redshift from which this photon could have been received is given by

$$1 + z_{\text{max}} = \frac{E_{n+1}}{E_n} (1+z) = \frac{1 - (1+n)^{-2}}{1 - n^{-2}} (1+z). \quad (58)$$

In writing equation (55) we implicitly assumed that Ly α photons stream freely across the IGM and reach the line centre at the same distance from the source. However, in reality Ly α radiation would suffer multiple scatterings with hydrogen atoms and set up a stable background at different distances from the source. Formally, there should be a distance-dependent transmission probability factor to account for this effect ([Chuzhoy & Zheng 2007](#); [Semelin et al. 2007](#); [Naoh & Barkana 2008](#); [Higgins & Meiksin 2009, 2012](#); [Reis et al. 2020](#)). We are ignoring these complications here.

3 RESULTS AND ANALYSIS

We now consider the magnitude of Ly α heating expected under our model assumptions. In order to gauge the strength of the Ly α background we parametrize the SED using a scaling parameter f_{α} (cf. [GM19](#)). We introduce this parameter by writing ϵ_b as $f_{\alpha} \epsilon_b$ so that

$$\epsilon_{\text{UV}}(E, z) = f_{\alpha} \epsilon_b(E) \frac{\dot{\rho}_*(z)}{m_b}, \quad (59)$$

Note how the effect of this change propagates

$$f_{\alpha} \rightarrow \epsilon_b(E) \rightarrow \epsilon(E, z) \rightarrow J_{\alpha} \rightarrow x_{\alpha}, q_{\alpha}.$$

Thus, both the coupling and heating are affected as we change f_{α} . We will consider six values for it: $f_{\alpha} = \{0, 10^{-2}, 10^{-1}, 1, 10, 10^2\}$.

[Figure 3](#) shows our result. In the left panel we show the variation of gas kinetic temperature for different values of f_{α} . The corresponding plots of differential brightness are shown in the right panel of the same figure. Note how the timing and the depth of the absorption feature changes as f_{α} is changed. The case $f_{\alpha} = 0$ corresponds to a Universe where there is no Ly α radiation so that $q_{\alpha}, x_{\alpha} = 0$. In such a scenario the matter temperature just falls as $(1+z)^2$ as expected for pure adiabatic cooling and the 21-cm signal would be practically a null signal (shown in thick red). This is because the collisional coupling x_K in this era is very small and hence the spin temperature is close to CMB temperature. In the right panel of [Figure 3](#) we have also shown the global 21-cm signal reported by the [EDGES](#) collaboration ([Bowman et al. 2018](#)) in grey dashed line.

Our important finding is that for identical astrophysical assumptions, we find a much reduced Ly α heating than recent literature. As an example, for $f_{\alpha} = 1$, Ly α heating in [GM19](#) becomes significant at $z \sim 22$ while in our case it remains subdominant until $z \sim 16$. At $z = 14$, the IGM temperature in our model is an order of magnitude lower ($T_K \sim 6$ K) than that in [GM19](#). This obviously affects the 21-cm signal absorption feature which in our model occurs at $z \sim 16$ and has an amplitude of -220 mK.

⁷ <https://bitbucket.org/bdiemer/colossus/src/master/>

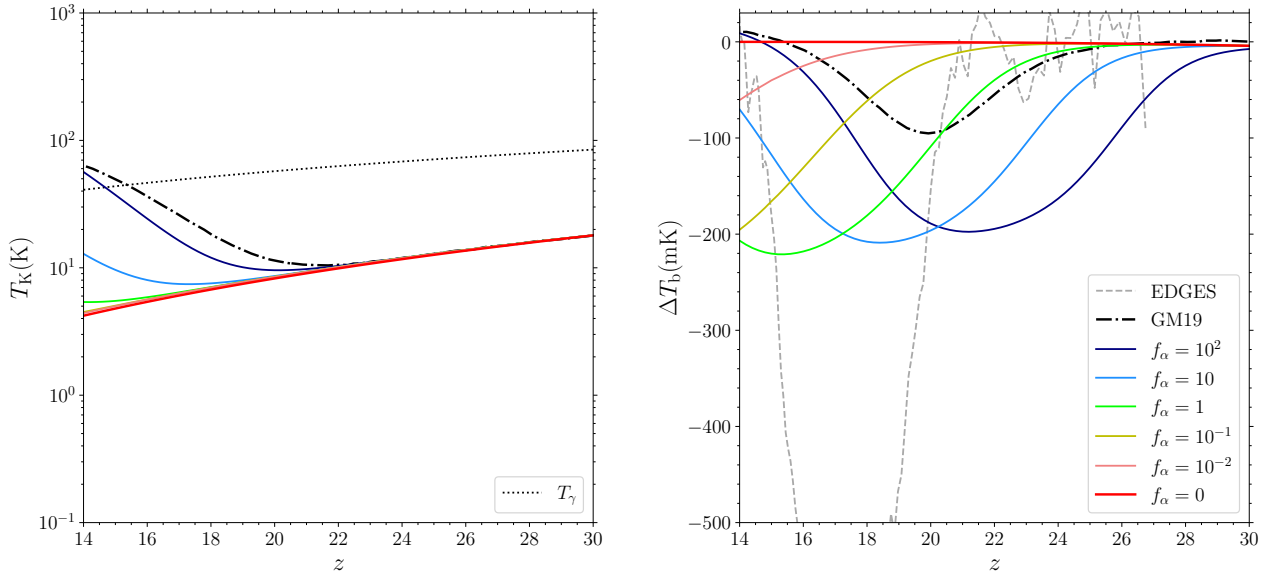


Figure 3. Left panel: Evolution of the gas kinetic temperature T_K . The black dotted line is the CMB temperature $T_\gamma = 2.73(1+z)$. The red solid line ($f_\alpha = 0$) corresponds to the adiabatic cooling in which case $T_K \approx 0.02(1+z)^2$ (Scott & Moss 2009). Right panel: the corresponding differential brightness temperature or the 21-cm signal using equation (1). The grey dashed line is the EDGES detection of the global 21-cm signal. In both panels the thick black dash dotted line shows the fiducial model from GM19 for comparison.

GM19 claim that larger values of f_α are ruled out, however, our results say otherwise. If we want the signal to be more negative then from equation (1) we can say that T_s should be as small as possible. But from equation (4) the theoretical minimum of T_s can only be the lowest of all quantities being averaged, which here is T_K . For this to happen the weight factor x_α should be as high as possible since $x_K \approx 0$. For e.g., when $f_\alpha = 1$ then at $z = 22$ we get $(x_e, T_K) = (2.19 \times 10^{-4}, 10.14 \text{ K})$ for which $x_\alpha \approx 0.24$ whereas $x_K \approx 3.2 \times 10^{-3}$. Thus, in view of the EDGES signal (Bowman et al. 2018) we can conclude that the optimum strength of Ly α background for Pop-II stars would be characterised by

$$1 < f_\alpha < 10, \quad (60)$$

and that too without any excess cooling models such as a phenomenological cooling (Mirocha & Furlanetto 2019) or a physically motivated cooling (such as Barkana 2018b). If we include one of those then we could push f_α to even higher values to get stronger coupling at a negligible cost of extra Ly α heating. We therefore conclude that the EDGES measurement does not rule out significant build-up of a Ly α background at cosmic dawn. (See Appendix B for a more detailed comparison of our work with the literature.)

We have not varied the other possibly free parameters in this study such as $r = J_\alpha^i/J_\alpha^c$, f_\star and T_{vir} . The latter two are degenerate with f_α . Mirocha & Furlanetto (2019) argue that f_\star should take higher values, which is consistent with our results. The ratio r , however, is an interesting parameter. In this study we chose its value to be 0.1 but if it increases, then the heating effect by continuum photons would get cancelled by the increased cooling by injected photons (see equation 47)

with no decrement in x_α . For the 21-cm signal this means that the absorption feature becomes deeper, which is more favourable for us, again, keeping in mind the EDGES result.

4 CONCLUSIONS

In this work we saw how Ly α photons affect the global 21-cm cosmological signal. Their scattering by the neutral hydrogen atoms in the intergalactic medium couples the spin temperature to the gas kinetic temperature. Also, the recoil induced in the hydrogen atom as a result of this scattering heats up the IGM. We used an analytical expression for the spectrum of Ly α radiation obtained by the wing and the Fokker–Planck approximations. Using this expression and exploiting the sharply-peaked nature of the line profile it was possible to write an analytical expression for the scattering correction and for the heating rate due to the continuum photons, although this was not possible for the heating rate due to the injected photons. We derived two new expressions in this work. An expression for the scattering correction S (equation 28) and an expression for the pure cooling part of the injected photons (equation 45). We did not consider the effect of deuterium anywhere. We also did not consider any direct scattering/heating effect due to higher Lyman-series photons but only accounted for them via radiative cascade in writing the total undisturbed background radiation.

We assumed Population-II type stars as the source of Ly α radiation. In order to study the effect of the Ly α background strength on the gas kinetic temperature and hence the 21-cm differential brightness we varied the amplitude of spectral energy distribution by four orders of magnitude while retaining

its power-law shape. Our key finding in this study is that a strong Ly α background is necessary in order to produce a strong absorption signal. This is contrary to recent conclusions in the literature (Ghara & Mellema 2019). For our fiducial model $f_\alpha = 1$ (the parameter which quantifies the intensity of Ly α background) we find that the IGM remains significantly colder than the CMB down to at least $z = 14$. As we discuss in Appendix B, while our result disagrees with GM19, our Ly α heating formalism agrees with that presented by Chuzhoy & Shapiro (2007) and Meiksin (2006) in a different form. We can thus say quite generally that Ly α heating will be small at cosmic dawn unless our astrophysical assumptions regarding Ly α production are dramatically changed.

Beyond Ly α , the relative strengths of X-ray and ultraviolet radiation are also quite uncertain. Modelling each effect brings along its own set of free parameters. The resultant parameter space can be explored to find the model which best fits the EDGES signal as well as satisfies other cosmological constraints. Some studies which have taken this approach include Cohen et al. (2017); Greig & Mesinger (2018); Monsalve et al. (2019); Cohen et al. (2020). Some recent papers have provided new insights on old physics. Meiksin & Madau (2020) considered an enhanced Ly α radiation from Population-III stars which can create a cooling effect if redshifted by winds internal to the haloes. Similarly, Mebane et al. (2020) considered effects of X-ray and radio emission from Pop-III stars on the 21-cm signal.

We have not attempted to match our signal with the EDGES measurement by means of exotic cooling or excess radio background models. We will do so in future and work with a larger redshift range which encompasses not only Ly α heating but also includes the important effects such as photoheating by X-rays (Mesinger et al. 2011, 2013; Christian & Loeb 2013), shock heating (Furlanetto & Loeb 2004), and reionization (Haardt & Madau 2012).

ACKNOWLEDGEMENTS

It is a pleasure to acknowledge discussions with members of the Radio Experiment for the Analysis of Cosmic Hydrogen (REACH) collaboration. GK gratefully acknowledges support by the Max Planck Society via a partner group grant. We also thank James Bolton, Anastasia Fialkov, Raghunath Ghara and Itamar Reis for their comments.

DATA AVAILABILITY

No new data were generated or analysed in support of this research.

REFERENCES

- Ali-Haïmoud Y., Meerburg P. D., Yuan S., 2014, *Phys. Rev. D*, 89, 083506
- Arfken G. B., Weber H. J., Harris F. E., 2013, *Mathematical Methods for Physicists*, 7 edn. Academic Press, doi:10.1016/C2009-0-30629-7
- Barkana R., 2016, *Phys. Rep.*, 645, 1
- Barkana R., 2018a, *Galaxy Formation and Evolution. The Encyclopedia of Cosmology Vol. 1*, World Scientific, doi:10.1142/9496-vol1
- Barkana R., 2018b, *Nature*, 555, 71
- Barkana R., Loeb A., 2001, *Phys. Rep.*, 349, 125
- Barkana R., Loeb A., 2005, *ApJ*, 626, 1
- Berlin A., Hooper D., Krnjaic G., McDermott S. D., 2018, *Phys. Rev. Lett.*, 121, 011102
- Bernardi G., McQuinn M., Greenhill L. J., 2015, *ApJ*, 799, 90
- Bernardi G., et al., 2016, *MNRAS*, 461, 2847
- Bowman J. D., Rogers A. E. E., Monsalve R. A., Mozdzen T. J., Mahesh N., 2018, *Nature*, 555, 67
- Bradley R. F., Tauscher K., Rapetti D., Burns J. O., 2019, *ApJ*, 874, 153
- Chen X., Miralda-Escudé J., 2004, *ApJ*, 602, 1
- Christian P., Loeb A., 2013, *J. Cosmology Astropart. Phys.*, 2013, 14
- Chuzhoy L., Shapiro P. R., 2006, *ApJ*, 651, 1
- Chuzhoy L., Shapiro P. R., 2007, *ApJ*, 655, 843
- Chuzhoy L., Zheng Z., 2007, *ApJ*, 670, 912
- Ciardi B., Salvaterra R., 2007, *MNRAS*, 381, 1137
- Cohen A., Fialkov A., Barkana R., Lotem M., 2017, *MNRAS*, 472, 1915
- Cohen A., Fialkov A., Barkana R., Monsalve R. A., 2020, *MNRAS*, 495, 4845
- Diemer B., 2018, *ApJS*, 239, 35
- Ewall-Wice A., Chang T.-C., Lazio J., Doré O., Seiffert M., Monsalve R. A., 2018, *ApJ*, 868, 63
- Ewall-Wice A., Chang T.-C., Lazio T. J. W., 2019, *MNRAS*, 492, 6086
- Feng C., Holder G., 2018, *ApJ*, 858, L17
- Fialkov A., Barkana R., 2019, *MNRAS*, 486, 1763
- Field G. B., 1958, *Proc. IRE*, 46, 240
- Furlanetto S. R., 2006, *MNRAS*, 371, 867
- Furlanetto S. R., Loeb A., 2004, *ApJ*, 611, 642
- Furlanetto S. R., Pritchard J. R., 2006, *MNRAS*, 372, 1093
- Furlanetto S. R., Peng Oh S., Briggs F. H., 2006, *Phys. Rep.*, 433, 181
- Ghara R., Mellema G., 2019, *MNRAS*, 492, 634
- Grachev S. I., 1989, *Astrophysics*, 30, 211
- Greig B., Mesinger A., 2018, *MNRAS*, 477, 3217
- Gunn J. E., Peterson B. A., 1965, *ApJ*, 142, 1633
- Haardt F., Madau P., 2012, *ApJ*, 746, 125
- Higgins J., Meiksin A., 2009, *MNRAS*, 393, 949
- Higgins J., Meiksin A., 2012, *MNRAS*, 426, 2380
- Hills R., Kulkarni G., Meerburg P. D., Puchwein E., 2018, *Nature*, 564, E32
- Hirata C. M., 2006, *MNRAS*, 367, 259
- Liszt H., 2001, *A&A*, 371, 698
- Liu H., Outmezguine N. J., Redigolo D., Volansky T., 2019, *Phys. Rev. D*, 100, 123011
- Madau P., Meiksin A., Rees M. J., 1997, *ApJ*, 475, 429
- Mebane R. H., Mirocha J., Furlanetto S. R., 2020, *MNRAS*, 493, 1217
- Meiksin A., 2000, *Detecting the Epoch of First Light in 21-CM Radiation. Perspectives on Radio Astronomy: Science with Large Antenna Arrays*, ASTRON
- Meiksin A., 2006, *MNRAS*, 370, 2025
- Meiksin A., 2010, *MNRAS*, 402, 1780
- Meiksin A., Madau P., 2020, *MNRAS*, 501, 1920
- Mesinger A., ed. 2019, *The Cosmic 21-cm Revolution*. 2514-3433, IOP Publishing, doi:10.1088/2514-3433/ab4a73
- Mesinger A., Furlanetto S., Cen R., 2011, *MNRAS*, 411, 955
- Mesinger A., Ferrara A., Spiegel D. S., 2013, *MNRAS*, 431, 621
- Mirocha J., Furlanetto S. R., 2019, *MNRAS*, 483, 1980
- Monsalve R. A., Fialkov A., Bowman J. D., Rogers A. E. E., Mozdzen T. J., Cohen A., Barkana R., Mahesh N., 2019, *ApJ*, 875, 67

- Muñoz J. B., Loeb A., 2018, *Nature*, 557, 684
 Naoz S., Barkana R., 2008, *MNRAS*, 385, L63
 Nhan B. D., Bradley R. F., Burns J. O., 2017, *ApJ*, 836, 90
 Nhan B. D., Bordenave D. D., Bradley R. F., Burns J. O., Tauscher K., Rapetti D., Klima P. J., 2019, *ApJ*, 883, 126
 Patra N., Subrahmanyam R., Raghunathan A., Shankar N. U., 2013, *Exp. Astron.*, 36, 319
 Philip L., et al., 2019, *J. Astron. Instrum.*, 08, 1950004
 Planck Collaboration et al., 2016, *A&A*, 594, A13
 Press W. H., Schechter P., 1974, *ApJ*, 187, 425
 Price D. C., et al., 2018, *MNRAS*, 478, 4193
 Pritchard J. R., Furlanetto S. R., 2006, *MNRAS*, 367, 1057
 Pritchard J. R., Loeb A., 2012, *Rep. Prog. Phys.*, 75, 086901
 Reis I., Barkana R., Fialkov A., 2020, Preprint ([arXiv:2008.04914](https://arxiv.org/abs/2008.04914))
 Rybicki G. B., 2006, *ApJ*, 647, 709
 Rybicki G. B., dell'Antonio I. P., 1994, *ApJ*, 427, 603
 Scott D., Moss A., 2009, *MNRAS*, 397, 445
 Seager S., Sasselov D. D., Scott D., 1999, *ApJ*, 523, L1
 Seager S., Sasselov D. D., Scott D., 2000, *ApJS*, 128, 407
 Semelin B., Combes F., Baek S., 2007, *A&A*, 474, 365
 Sims P. H., Pober J. C., 2019, *MNRAS*, 492, 22
 Singh S., Subrahmanyam R., 2019, *ApJ*, 880, 26
 Singh S., et al., 2017, *ApJ*, 845, L12
 Voytek T. C., Natarajan A., García J. M. J., Peterson J. B., López-Cruz O., 2014, *ApJ*, 782, L9
 Weisstein E. W., 2020, Airy Functions, <https://mathworld.wolfram.com/AiryFunctions.html>
 Woodgate G. K., 1983, *Elementary Atomic Structure*, 2 edn. Oxford University Press
 Wouthuysen S. A., 1952, *AJ*, 57, 31
 de Lera Acedo E., 2019, in 2019 International Conference on Electromagnetics in Advanced Applications (ICEAA). IEEE, pp 0626–0629, [doi:10.1109/ICEAA.2019.8879199](https://doi.org/10.1109/ICEAA.2019.8879199)

APPENDIX A: A DERIVATION FOR THE SCATTERING CORRECTION, S

Here we derive equation (28). Starting from equation (27) we have

$$S = \frac{2\pi}{a\tau_\alpha} \int_{-\infty}^0 y^2 \exp\left[2\eta y + \frac{2\pi y^3}{3a\tau_\alpha}\right] dy. \quad (\text{A1})$$

Make a change of variable: $u = -2\eta y$ and set

$$\xi_1 = \frac{9\pi}{4a\tau_\alpha\eta^3}, \quad (\text{A2})$$

to get

$$S = \int_0^\infty \left[\frac{\xi_1 u^2}{9} e^{-\xi_1(u/3)^3} \right] e^{-u} du. \quad (\text{A3})$$

Integration by parts gives

$$S = 1 - \int_0^\infty e^{-\xi_1(u/3)^3} e^{-u} du. \quad (\text{A4})$$

Make a Taylor's series expansion of the first exponential to get

$$S = 1 - \sum_{n=0}^{\infty} \frac{1}{3^{3n}} \left[\int_0^\infty u^{3n} e^{-u} du \right] \frac{(-\xi_1)^n}{n!}, \quad (\text{A5})$$

where ‘!’ represents the regular factorial. The integral is just the gamma function (Chap. 13, [Arfken et al. 2013](#)), hence

$$S = 1 - \sum_{n=0}^{\infty} \frac{(3n)!}{3^{3n}} \frac{(-\xi_1)^n}{n!}. \quad (\text{A6})$$

In terms of the Pochhammer symbol or the rising factorial (Chap. 18, [Arfken et al. 2013](#)) the above expression can be rewritten as

$$S = 1 - \sum_{n=0}^{\infty} (1/3)_n (2/3)_n (1)_n \frac{(-\xi_1)^n}{n!}. \quad (\text{A7})$$

By the definition of generalised hypergeometric function

$$S = 1 - {}_3F_0(1/3, 2/3, 1; 0; -\xi_1). \quad (\text{A8})$$

APPENDIX B: COMPARISON WITH THE LITERATURE

The purpose of this appendix is to compare and contrast various expressions available in the literature for the volumetric heating rate of the intergalactic medium (IGM) by the Lyman- α (Ly α) photons. This appendix is organized as follows. In Sections B1 and B2, we derive the volumetric Ly α heating rate expression used by [Chen & Miralda-Escudé \(2004, CM04\)](#) and [Meiksin \(2006, M06\)](#), respectively. In Sections B3 and B4, we analyse the volumetric Ly α heating rate expression used by [Chuzhoy & Shapiro \(2007, CS07\)](#) and [Ghara & Mellema \(2019, GM19\)](#), respectively.

B1 Ly α heating rate given by CM04

In this section we derive the volumetric heating rate due to Ly α photons given by [CM04](#). Their expression agrees with the expression that we have used in this work.

To begin, we follow [Rybicki \(2006\)](#) to obtain the energy exchange between Ly α radiation and H I atoms. For this, they wrote down the time derivative of energy density of radiation and used the radiative transfer equation. We will not repeat those steps here and start from their equation (37). Thus, the volumetric energy transfer rate to H I from Ly α radiation is

$$-\frac{\partial U}{\partial t} \equiv q = 4\pi k_B T_K \frac{h\nu_\alpha^2}{m_{\text{H}} c^2} \chi \int \phi_\alpha(\nu) \left(\frac{\partial J}{\partial \nu} + \frac{hJ}{k_B T_K} \right) d\nu, \quad (\text{B1})$$

where the symbols have the usual meaning (see Section 2). For equation (B1), the usual assumption of line profile being sharply peaked is made so that ν^2 goes outside the integral and becomes ν_α^2 .

The variable χ has different names and conventions in literature. We define it as follows ([Rybicki 2006](#); [Rybicki & dell'Antonio 1994](#))

$$\chi = \frac{h\nu_\alpha}{4\pi} n_1 B_{12} = n_1 \frac{e^2 \mathcal{F}_\alpha}{4m_e \epsilon_0 c} \equiv n_1 \sigma_\alpha, \quad (\text{B2})$$

where n_1 is the population density of the ground state of hydrogen and B_{12} is the Einstein coefficient of stimulated absorption. For other symbols see the description of equation (17). In writing χ , we have ignored stimulated emission since the upper-level population (first excited state) is quite negligible because of high spontaneous emission coefficient of Ly α line. So most of the hydrogen atoms tend to stay in the ground state. For the same reason we may make the following approximation

$$n_1 \approx n_{\text{H}1}, \quad (\text{B3})$$

where $n_{\text{H}1}$ is the neutral hydrogen number density. The dimensions of χ are $[\text{L}^{-1}\text{T}^{-1}]$.

Our first step in simplification is to convert the quantities in dimensionless form. Using equations (12) and (15), equation (B1) becomes

$$q = 4\pi k_{\text{B}} T_{\text{K}} \frac{h\nu_{\alpha}^2}{m_{\text{H}}c^2} \chi \frac{1}{\Delta\nu_{\text{D}}} \int \left(\frac{\partial J}{\partial x} + \frac{h\Delta\nu_{\text{D}}J}{k_{\text{B}}T_{\text{K}}} \right) \phi_{\alpha}(x) dx \quad (\text{B4})$$

$$= 4\pi h \frac{\Delta\nu_{\text{D}}^2}{2} \chi \frac{1}{\Delta\nu_{\text{D}}} \int \left(\frac{\partial J}{\partial x} + 2\eta J \right) \phi_{\alpha}(x) dx \quad (\text{B5})$$

$$= 4\pi h \Delta\nu_{\text{D}} \chi \int_{-\infty}^{\infty} \frac{\phi_{\alpha}}{2} \frac{\partial J}{\partial x} + \eta \phi_{\alpha} J dx, \quad (\text{B6})$$

where we have used $\phi_{\alpha}(\nu)d\nu = \phi_{\alpha}(x)dx$ and $J(\nu) \rightarrow J(x) \equiv J$ is now a function of x . Note that the dimensions of J remain intact but $\phi_{\alpha}(x)$ is now dimensionless.

The heating rate q has the dimensions of energy per unit time per unit volume. Using integration by parts for the integral in equation (B6) we get (for the moment, ignore the factors outside the integration)

$$x \left(\frac{\phi_{\alpha}}{2} \frac{\partial J}{\partial x} + \eta \phi_{\alpha} J \right) \Big|_{-\infty}^{\infty} - \int_{-\infty}^{\infty} x \frac{\partial}{\partial x} \left(\frac{\phi_{\alpha}}{2} \frac{\partial J}{\partial x} + \eta \phi_{\alpha} J \right) dx, \quad (\text{B7})$$

The first term is 0, because $\phi_{\alpha}(x)$ is a rapidly decaying function and thus

$$q = -4\pi h \Delta\nu_{\text{D}} \chi \int_{-\infty}^{\infty} x \frac{\partial}{\partial x} \left(\frac{\phi_{\alpha}}{2} \frac{\partial J}{\partial x} + \eta \phi_{\alpha} J \right) dx. \quad (\text{B8})$$

The above equation is reduced to the form of equation (A4) of CM04⁸.

Now let us see how we can get the heating rate due to continuum photons (equation 36). The specific intensity, $J_{\text{c}}(x)$, of continuum photons satisfy the following Fokker–Planck equation in steady state (CM04)

$$\frac{\partial}{\partial x} \left(\frac{\phi_{\alpha}}{2} \frac{\partial J_{\text{c}}}{\partial x} + \eta \phi_{\alpha} J_{\text{c}} \right) + \gamma_{\text{S}} \frac{\partial J_{\text{c}}}{\partial x} = 0, \quad (\text{B9})$$

where γ_{S} is the Sobolev parameter, which captures the effect of the expansion of the Universe and is given by (Rybicki & dell'Antonio 1994)

$$\gamma_{\text{S}} = \frac{H}{\chi \lambda_{\alpha}}. \quad (\text{B10})$$

Using equation (B9) in equation (B8) we get

$$q_{\text{c}} = 4\pi h \Delta\nu_{\text{D}} \chi \gamma_{\text{S}} \int_{-\infty}^{\infty} x \frac{\partial J_{\text{c}}}{\partial x} dx. \quad (\text{B11})$$

Integrating by parts gives us (as before, considering the integral only)

$$(x J_{\text{c}}) \Big|_{-\infty}^{\infty} - \int_{-\infty}^{\infty} J_{\text{c}} dx. \quad (\text{B12})$$

If the undisturbed and undistorted spectrum far from the resonance line is denoted by J_{α} , i.e. $\lim_{x \rightarrow \pm\infty} J_{\text{c}}(x) = J_{\alpha}$,

⁸ There are two errors in equation (A4) of CM04. There is a minus sign missing and instead of a $\Delta\nu_{\text{D}}$ factor, there should be $\Delta\nu_{\text{D}}^2$. However, their main equations (17) & (18) are correct.

then the above can be written as

$$\begin{aligned} & J_{\alpha} \int_{-\infty}^{\infty} dx - \int_{-\infty}^{\infty} J_{\text{c}} dx \\ &= \int_{-\infty}^{\infty} (J_{\alpha} - J_{\text{c}}) dx \\ &= J_{\alpha} I_{\text{c}}, \end{aligned}$$

where I_{c} was defined in equation (37). Inserting the above in equation (B11) we get

$$q_{\text{c}} = 4\pi h \Delta\nu_{\text{D}} \frac{H}{\lambda_{\alpha}} J_{\alpha} I_{\text{c}}. \quad (\text{B13})$$

where we used equation (B10) for the definition of Sobolev parameter. In dimensions of temperature

$$\frac{2q_{\text{c}}}{3n_{\text{b}}k_{\text{B}}H} = \frac{8\pi}{3} \frac{h}{k_{\text{B}}\lambda_{\alpha}} \frac{J_{\alpha}\Delta\nu_{\text{D}}}{n_{\text{b}}(z)} I_{\text{c}}. \quad (\text{B14})$$

Equation (B14) is now in exactly the form of equation (36). The above calculation can be easily extended to include the injected photons to arrive at

$$q_{\alpha} = 4\pi h \Delta\nu_{\text{D}} \frac{H}{\lambda_{\alpha}} J_{\alpha} \left(I_{\text{c}} + \frac{J_{\alpha}^{\text{i}}}{J_{\alpha}^{\text{c}}} I_{\text{i}} \right), \quad (\text{B15})$$

which when expressed in units of temperature gives equation (47).

This type of formalism is used by CM04 and Furlanetto & Pritchard (2006).

B2 Ly α heating rate given by M06

In this section we derive the volumetric heating rate due to Ly α photons given by M06 (cf. Rybicki 2006). It is a seemingly different, albeit equivalent, form of q_{α} . The starting point remains the same as before, namely equation (B1). Let us rewrite it as

$$\begin{aligned} q_{\alpha} &= 4\pi k_{\text{B}} T_{\text{K}} \frac{h\nu_{\alpha}^2}{m_{\text{H}}c^2} \chi \frac{h}{k_{\text{B}}T_{\text{K}}} \int J(\nu) \phi_{\alpha}(\nu) \\ &\quad \times \left(1 + T_{\text{K}} \frac{k_{\text{B}}}{h} \frac{\partial \ln J(\nu)}{\partial \nu} \right) d\nu. \end{aligned} \quad (\text{B16})$$

But the definition of colour temperature as employed by CM04 is

$$T_{\alpha}^{-1} = - \frac{k_{\text{B}}}{h} \frac{\partial \ln J(\nu)}{\partial \nu} \Big|_{\nu \approx \nu_{\alpha}}, \quad (\text{B17})$$

so that equation (B16) becomes

$$q_{\alpha} = 4\pi k_{\text{B}} T_{\text{K}} \frac{h\nu_{\alpha}^2}{m_{\text{H}}c^2} \chi \frac{h}{k_{\text{B}}T_{\text{K}}} \int J(\nu) \phi_{\alpha}(\nu) \left(1 - \frac{T_{\text{K}}}{T_{\alpha}} \right) d\nu \quad (\text{B18})$$

$$= 4\pi \frac{(h\nu_{\alpha})^2}{m_{\text{H}}c^2} n_{\text{H}} \sigma_{\alpha} \int J(\nu) \phi_{\alpha}(\nu) d\nu \left(1 - \frac{T_{\text{K}}}{T_{\alpha}} \right), \quad (\text{B19})$$

where we used equation (B2) with approximation B3 (and a further approximation, $n_{\text{H}1} \approx n_{\text{H}}$, for a nearly neutral universe). Using the expression of total scattering rate of Ly α photons P_{α} from equation (19) we get

$$q_{\alpha} = \frac{(h\nu_{\alpha})^2}{m_{\text{H}}c^2} n_{\text{H}} P_{\alpha} \left(1 - \frac{T_{\text{K}}}{T_{\alpha}} \right). \quad (\text{B20})$$

This type of formula is used by M06 and Meiksin & Madau (2020).

Note some obvious differences between the two types. In this formalism the contribution of continuum and injected photons is included implicitly through the value of colour temperature. This is because $J(\nu)$ employed to calculate T_α in equation (B17) is the sum of intensities of continuum and injected photons. However, this formulation makes it explicitly clear as to why Ly α heating is so small; because of the closeness of T_K and T_α . In standard cosmological scenario we have (Meiksin & Madau 2020)

$$\left|1 - \frac{T_K}{T_\alpha}\right| \sim 10^{-4} - 10^{-3}. \quad (\text{B21})$$

B3 Ly α heating rate given by CS07

In Sections B1 and B2 we have established that equations (B15) and (B20) are correct and equivalent descriptions of the heating rate due to scattering of Ly α photons.

In this section we explore an apparently different formula for Ly α heating by CS07. According to them, the total energy gained by H I from each Ly α photon is (in our notation style and using ν instead of x)

$$\Delta E_{\text{Tot}} = \int \frac{J(\nu)}{J_\alpha} \Delta E(\nu) \phi_\alpha(\nu) d\nu \quad (\text{B22})$$

where⁹

$$\Delta E(\nu) = \frac{(h\nu_\alpha)^2}{m_H c^2} \left[1 - \frac{k_B T_K}{h} \frac{\phi'_\alpha(\nu)}{\phi_\alpha(\nu)}\right], \quad (\text{B23})$$

and $\phi'(\nu) = d\phi_\alpha(\nu)/d\nu$. Combining equations (B22) and (B23) we get

$$\Delta E_{\text{Tot}} = \frac{(h\nu_\alpha)^2}{m_H c^2} \int \frac{J(\nu)}{J_\alpha} \left[1 - \frac{k_B T_K}{h} \frac{\phi'_\alpha(\nu)}{\phi_\alpha(\nu)}\right] \phi_\alpha(\nu) d\nu. \quad (\text{B24})$$

Separating out the terms,

$$\Delta E_{\text{Tot}} = \frac{(h\nu_\alpha)^2}{m_H c^2} \left\{ \int \frac{J(\nu)}{J_\alpha} \phi_\alpha(\nu) d\nu - \frac{k_B T_K}{h J_\alpha} \int \phi'_\alpha(\nu) J(\nu) d\nu \right\}. \quad (\text{B25})$$

Consider only the second integral from the above equation. Apply integration by parts to it as follows

$$\int_{-\infty}^{\infty} \phi'_\alpha(\nu) J(\nu) d\nu \quad (\text{B26})$$

$$= \phi_\alpha(\nu) J(\nu) \Big|_{-\infty}^{\infty} - \int_{-\infty}^{\infty} \phi_\alpha(\nu) J'(\nu) d\nu, \quad (\text{B27})$$

where $J'(\nu) = dJ(\nu)/d\nu$. The first term in the above goes to 0, since $\lim_{\nu \rightarrow \pm\infty} \phi_\alpha(\nu) = 0$. Inserting the remaining expression into equation (B25), ΔE_{Tot} becomes

$$\Delta E_{\text{Tot}} = \frac{(h\nu_\alpha)^2}{m_H c^2} \left\{ \int \frac{J(\nu)}{J_\alpha} \phi_\alpha(\nu) d\nu + \frac{k_B T_K}{h J_\alpha} \int \phi_\alpha(\nu) J'(\nu) d\nu \right\} \quad (\text{B28})$$

⁹ The second term in square brackets of equation (4) of CS07 should have a $\Delta\nu_D$ in the denominator, unless by $\phi'(x)$ they meant $d\phi(x)/d\nu$. However, mathematically speaking, this notation is incorrect.

$$= \frac{(h\nu_\alpha)^2}{m_H c^2} \int \frac{J(\nu)}{J_\alpha} \left[1 + \frac{k_B T_K}{h} \frac{J'(\nu)}{J(\nu)}\right] \phi_\alpha(\nu) d\nu. \quad (\text{B29})$$

Using the definition of colour temperature from equation (B17) we get

$$\Delta E_{\text{Tot}} = \frac{(h\nu_\alpha)^2}{m_H c^2} \left(1 - \frac{T_K}{T_\alpha}\right) \int \frac{J(\nu)}{J_\alpha} \phi_\alpha(\nu) d\nu. \quad (\text{B30})$$

Let the number of photons that cross Ly α resonance per H atom per unit time be \dot{N}_α (CS07). It is given by¹⁰

$$\dot{N}_\alpha = 4\pi\sigma_\alpha J_\alpha, \quad (\text{B31})$$

where J_α is the background Ly α specific intensity (see Section 2.3). Multiplying equation (B30) by \dot{N}_α and n_H , we get the volumetric heating rate as

$$q_\alpha^{\text{CS07}} = \frac{(h\nu_\alpha)^2}{m_H c^2} n_H \left(1 - \frac{T_K}{T_\alpha}\right) 4\pi\sigma_\alpha \int J(\nu) \phi_\alpha(\nu) d\nu. \quad (\text{B32})$$

Finally, expressing the above in terms of P_α using equation (19) we get

$$q_\alpha^{\text{CS07}} = \frac{(h\nu_\alpha)^2}{m_H c^2} n_H P_\alpha \left(1 - \frac{T_K}{T_\alpha}\right). \quad (\text{B33})$$

Thus, the formula given by CS07 has reduced to the form of equation (B20). A similar formalism was used by Ciardi & Salvaterra (2007).

B4 Ly α heating rate given by GM19

In this section we analyse yet another formula for Ly α heating rate used by GM19 in their work. Although it has appearance similar to that of CS07 but the individual terms in the formula are different from that of CS07. It is written as

$$q_\alpha^{\text{GM19}} = n_H \dot{N}_\alpha^{\text{GM19}} \left(\Delta E_c + \frac{J_\alpha^i}{J_\alpha} \Delta E_i\right), \quad (\text{B34})$$

where the individual terms in the above expression are¹¹

$$\dot{N}_\alpha^{\text{GM19}} = \frac{27x_\alpha}{4} \frac{T_\gamma A_{21}}{T_*}, \quad (\text{B35})$$

$$\Delta E_c = \frac{(h\nu_\alpha)^2}{m_H c^2} \int_{-\infty}^{\infty} \left[1 - \frac{J_c(x)}{J_\alpha}\right] \phi_\alpha(x) dx, \quad (\text{B36})$$

and

$$\Delta E_i = \frac{(h\nu_\alpha)^2}{m_H c^2} \left(\int_{-\infty}^0 \left[1 - \frac{J_c(x)}{J_\alpha}\right] \phi_\alpha(x) dx - \int_0^{\infty} \frac{J_i(x)}{J_\alpha} \phi_\alpha(x) dx \right). \quad (\text{B37})$$

It is clear from the above expressions that they cannot be derived from first principles.

Having given the formula, we now analyse it in some detail. For clarity, let us rewrite $\dot{N}_\alpha^{\text{GM19}}$ in our notation using equations (6) and (18). We get

$$\dot{N}_\alpha^{\text{GM19}} = P_\alpha = 4\pi\sigma_\alpha \int J(\nu) \phi_\alpha(\nu) d\nu. \quad (\text{B38})$$

¹⁰ This expression of \dot{N}_α was missing in CS07 but we infer this based on its definition provided and so that the final formula for q_α^{CS07} turns out to be correct.

¹¹ Since these details were missing in their paper, we thank Raghunath Ghara for providing them in private communication.

Thus, $\dot{N}_\alpha^{\text{GM19}}$ is just the total scattering rate of Ly α photons. Further let us approximate the integrals of ΔE as follows

$$\int_{-\infty}^{\infty} \left[1 - \frac{J_c(x)}{J_\alpha} \right] \phi_\alpha(x) dx \approx 1 - S, \quad (\text{B39})$$

assuming that $\phi_\alpha(x)$ is sharply peaked at $x = 0$. This gives

$$\Delta E_c \approx \frac{(h\nu_\alpha)^2}{m_{\text{H}}c^2} (1 - S). \quad (\text{B40})$$

Similarly,

$$\Delta E_i \approx \frac{(h\nu_\alpha)^2}{m_{\text{H}}c^2} \left(\frac{1}{2} - S \right), \quad (\text{B41})$$

Combining equations (B38), (B40) and (B41) for $r = 0.1$, we get the final expression of total volumetric heating rate by Ly α photons used by GM19 as follows

$$q_\alpha^{\text{GM19}} \approx 1.1 \frac{(h\nu_\alpha)^2}{m_{\text{H}}c^2} n_{\text{H}} P_\alpha (0.95 - S). \quad (\text{B42})$$

We now show that q_α^{GM19} is nearly two orders of magnitude higher than the correct version of q_α . Dividing equation (B42) by our equation (B15) we get

$$\frac{q_\alpha^{\text{GM19}}}{q_\alpha} = \frac{1.1 h^2 \nu_\alpha^2 n_{\text{H}} P_\alpha (0.95 - S) / (m_{\text{H}} c^2)}{4\pi h \Delta \nu_{\text{D}} (H/\lambda_\alpha) J_\alpha (I_c + 0.1 I_i)}, \quad (\text{B43})$$

which can be written as

$$\frac{q_\alpha^{\text{GM19}}}{q_\alpha} = 1.1 \frac{S(0.95 - S) \eta n_{\text{H}} \lambda_\alpha \sigma_\alpha}{HI}. \quad (\text{B44})$$

where for simplicity $I = (I_c + 0.1 I_i)$. Putting in the numbers and trends for I and S we find

$$\frac{q_\alpha^{\text{GM19}}}{q_\alpha} \sim 15(1 + z)^{0.6}. \quad (\text{B45})$$

Using equation (B42) directly, or our equation (B15) multiplied by the above factor, reproduces GM19's results. A typical value of this factor would be, say at $z = 23$, $q_\alpha^{\text{GM19}}/q_\alpha \approx 101$. We can thus quite generally say that the Ly α heating rate computed by GM19 is erroneously higher than its correct value by a factor of $\sim \mathcal{O}(10^2)$. This explains the difference between our conclusions about constraints from EDGES on the Ly α background at Cosmic Dawn. (Note that given the fundamental difference between the heating rates used by GM19 and CS07, the 'agreement' between the results of GM19 and CS07 asserted by GM19 is probably accidental and is most likely due to a drastic difference in the Ly α emissivity models used in these two papers.)

This paper has been typeset from a $\text{\TeX}/\text{\LaTeX}$ file prepared by the author.