

# Information Signaling: A Counter-Intuitive Defense Against Password Cracking

Wenjie Bai  
Department of Computer Science  
Purdue University  
West Lafayette, IN  
bai104@purdue.edu

Jeremiah Blocki  
Department of Computer Science  
Purdue University  
West Lafayette, IN  
jblocki@purdue.edu

Ben Harsha  
Department of Computer Science  
Purdue University  
West Lafayette, IN  
bharsha@purdue.edu

## Abstract

We introduce password strength information signaling as a novel, yet counter-intuitive, defense against password cracking attacks. Recent breaches have exposed billions of user passwords to the dangerous threat of offline password cracking attacks. An offline attacker can quickly check millions (or sometimes billions/trillions) of password guesses by comparing their hash value with the stolen hash from a breached authentication server. The attacker is limited only by the resources he is willing to invest. Our key idea is to have the authentication server store a (noisy) signal about the strength of each user password for an offline attacker to find. Surprisingly, we show that the noise distribution for the signal can often be tuned so that a rational (profit-maximizing) attacker will crack *fewer* passwords. The signaling scheme exploits the fact that password cracking is not a zero-sum game i.e., the attacker’s profit is given by the value of the cracked passwords *minus* the total guessing cost. Thus, a well-defined signaling strategy will encourage the attacker to reduce his guessing costs by cracking fewer passwords. We give a (heuristic) algorithm to compute the optimal signaling scheme for a defender. As a proof-of-concept, we evaluate our mechanism on several empirical password datasets and show that it can reduce the total number of cracked passwords by  $\approx 10\%$  of all users.

## I. INTRODUCTION

In the last decade, large scale data-breaches have exposed billions of user passwords to the dangerous threat of offline password cracking. An offline attacker who has obtained the (salted) cryptographic hash ( $h_u = H(\text{salt}_u, pw_u)$ ) of a user  $u$ ’s password ( $pw_u$ ) can attempt to crack the password by comparing this hash value with the hashes of likely password guesses i.e., by checking if  $h'_u = H(\text{salt}_u, pw')$  for each  $pw'$ . The attacker can check as many guesses as she wants offline — without interacting with the authentication server. The only limit is the resources that the attacker is willing to invest in trying to crack the password. A rational password cracker [1], [2] will keep trying to crack the password until marginal guessing costs exceed the marginal reward.

Password hashing serves as a last line of defense against an offline password cracker. A good password hash function  $H$  should be moderately expensive to compute so that it becomes prohibitively expensive to check millions or billions of password guesses. However, we cannot make  $H$  too expensive to compute as the honest authentication server needs to evaluate  $H$  every time a user authenticates. In this paper, we explore a highly counter-intuitive defense against rational attackers which does not impact hashing costs: information signaling! In particular, we propose to have the authentication server store a (noisy) signal  $sig_u$  which is correlated with the strength of the user’s password.

Traditionally, an authentication server stores the tuple  $(u, \text{salt}_u, h_u)$  for each user  $u$  where  $\text{salt}_u$  is a random salt value and  $h_u = H(\text{salt}_u, pw_u)$  is the salted hash. We propose to have the authentication server instead store the tuple  $(u, \text{salt}_u, sig_u, h_u)$ , where the (noisy) signal  $sig_u$  is sampled based on the strength of the user’s password  $pw_u$ . The signal  $sig_u$  is simply recorded for an offline attacker to find if the authentication server is breached. In fact, the authentication server never even uses  $sig_u$  when the user  $u$  authenticates<sup>1</sup>. At first glance, it seems highly counter-intuitive that the signal  $sig_u$  could help to protect user’s against offline attackers. The attacker will only use the signal  $sig_u$  if it is beneficial — at minimum the attacker could always choose to ignore the signal.

To provide some intuition for why information signaling might be beneficial we observe that password cracking is not a zero-sum game between the defender and the password cracker. The defender’s utility is inversely proportional to the fraction of user passwords that are cracked. By contrast, the attacker’s utility is given by his reward, i.e., the value of all of the cracked passwords, minus his guessing costs. Thus, it is possible that a signaling scheme could increase the utility of both the defender and the attacker.

*a) Example 1:* Suppose that we add a signal  $sig_u = 1$  to indicate that user  $u$ ’s password  $pw_u$  is uncrackable (e.g., the entropy of the password is over 60-bits) and we add the signal  $sig_u = 0$  otherwise. In this case, the attacker will simply choose to ignore accounts with  $sig_u = 1$  to reduce his total guessing cost. However, the number of cracked user passwords stays unchanged.

<sup>1</sup>If a user  $u$  attempts to login with password  $pw'$  the authentication server will lookup  $\text{salt}_u$  and  $h_u$  and accept  $pw'$  if and only if  $h_u = H(\text{salt}_u, pw')$ .

b) *Example 2:* Suppose that we modify the signaling scheme above so that even when the user’s password  $pw_u$  is not deemed to be uncrackable we still signal  $sig_u = 1$  with probability  $\epsilon$  and  $sig_u = 0$  otherwise. If the user’s password is uncrackable we always signal  $sig_u = 1$ . Assuming that  $\epsilon$  is not too large a rational attacker might still choose to ignore any account with  $sig_u = 1$  i.e., the attacker’s expected reward will decrease slightly, but the attacker’s guessing costs will also be reduced. In this example, the fraction of cracked user passwords is reduced by up to  $\epsilon$  i.e., any lucky user  $u$  with  $sig_u = 1$  will not have their password cracked.

In this work, we explore the following questions: Can information signaling be used to protect passwords against rational attackers? If so, how can we compute the optimal signaling strategy?

c) *Contributions:* We introduce information signaling as a novel, counter-intuitive, defense against rational password attackers. We adapt a Stackelberg game-theoretic model of Blocki and Datta [1] to characterize the behavior of a rational password adversary and to characterize the optimal signaling strategy for an authentication server (defender). We analyze the performance of information signaling empirically using several large password datasets: RockYou, Yahoo! [3], [4], and LinkedIn [5]. We analyze our mechanism both in the idealistic setting, where the defender has perfect knowledge of the user password distribution  $\mathbb{P}$  and value  $v$  of each cracked password, as well as in a more realistic setting where the defender only is given approximations of  $\mathbb{P}$  and  $v$ . In our experiments, we analyze the fraction  $x_{sig}(v)$  (resp.  $x_{no-sig}(v)$ ) of passwords that a rational attacker would crack if the authentication server uses (resp. does not use) information signaling. Even when the defender is only given an approximation of  $\mathbb{P}$  we find that the reduction in the number of cracked passwords can be substantial e.g.,  $x_{no-sig}(v) - x_{sig}(v) \approx 10\%$ . We also show that information signaling can be used to help deter online attacks when CAPTCHAs are used for throttling.

An additional advantage of our information signaling method is that it is independent of the password hashing method and requires no additional hashing work. Implementation involves some determination of which signal to attach to a certain account, but beyond that, any future authentication attempts are handled exactly as they were before i.e. the signal information is ignored.

## II. RELATED WORK

The human tendency to pick weaker passwords has been well documented e.g., [3]. Convincing users to select stronger passwords is a difficult task [6]–[11]. One line of research uses password strength meters to nudge users to select strong passwords [12]–[14] though a common finding is that users were not persuaded to select a stronger password [13], [14]. Another approach is to require users to follow stringent guidelines when they create their password. However it has been shown that these methods also suffer from usability issues [10], [15]–[17], and in some cases can even lead to users selecting weaker passwords [7], [18].

Offline password cracking attacks have been around for decades [19]. There is a large body of research on password cracking techniques. State of the art cracking methods employ methods like Probabilistic Context-Free Grammars [20]–[22], Markov models [23]–[26], and neural networks [27]. Further work [28] has described methods of retrieving guessing numbers from commonly used tools like Hashcat [29] and John the Ripper [30].

A good password hashing algorithm should be moderately expensive so that it is prohibitively expensive for an offline attacker to check billions of password guesses. Password BCrypt [31] or PBKDF2 [32] attempt to increase guessing this by iterating the hash function some number of times. However, Blocki et al. [2] argued that hash iteration cannot adequately deter an offline attacker due to the existence of sophisticated ASICs (e.g., Bitcoin miners) which can compute the underlying hash function trillions of times per second. Instead, they advocate for the use of Memory Hard Functions (MHF) for password hashing.

MHFs at their core require some large amount of memory to compute in addition to longer computation times. Candidate MHFs include include SCRYPT [33], Balloon hashing [34], and Argon2 [35] (the winner of the Password Hashing Competition [36]). MHFs can be split into two distinct categories or modes of operation - data-independent MHFs (iMHFs) and data-dependent MHFs (dMHFs) (along with the hybrid idMHF, which runs in both modes). dMHFs like SCRYPT are maximally memory hard [37], although they have the issue of possible side-channel attacks. Closely related to the notion of memory hardness is that of depth-robustness - a property of directed acyclic graphs (DAG). Alwen and Blocki showed that a depth robust DAG is both necessary [38] and sufficient [39] to construct a data-independent memory-hard function. Recent work has proposed candidate iMHF constructions that show resistance to currently-known attacks [40]. Harsha and Blocki introduced a memory-hard KDF which accepts the input passwords as a stream so that the hashing algorithm can perform extra computation while the user is typing the password [41].

Blocki and Datta [1] used a Stackelberg game to model the behavior of a rational (profit-motivated) attacker against a cost-asymmetric secure hashing (CASH) scheme. However, the CASH mechanism is not easily integrated with modern memory-hard functions. By contrast, information signaling does not require any changes to the password hashing algorithm.

Distributed hashing methods (e.g. [42]–[45]) offer a method to distribute storage and/or computation over multiple servers. Thus, an attacker who only breaches one server would not be able to mount an offline attack. Juels and Rivest proposed

the inclusion of several false entries per user, with authentication attempts checked against an independent server to see if the correct entry was selected [46]. These ‘‘Honeyword’’ passwords serve as an alarm that an offline cracking attack is being attempted. Other methods of slowing down attackers include requiring some hard (for computers) problem to be solved after several failed authentication attempts (e.g. by using a CAPTCHA) [47]–[49]. An orthogonal line of research aims to protect users against online guessing attacks [50], [51].

A large body of research has focused on alternatives to text passwords. Alternatives have included one time passwords [52]–[54], challenge-response constructions [55], [56], hardware tokens [57], [58], and biometrics [59]–[61]. While all of these offer possible alternatives to traditional passwords it has been noted that none of these strategies outperforms passwords in all areas [62]. Furthermore, it has been noted that despite the shortcomings of passwords they remain the dominant method of authentication even today, and research should acknowledge this fact and seek to better understand traditional password use [63].

### III. PRELIMINARIES

#### A. Password Representation

We use  $\mathcal{P}$  to denote the set of all passwords that a user might select and we use  $\mathbb{P}$  to denote a distribution over user selected passwords i.e., a new user will select the password  $pw \in \mathcal{P}$  with probability  $\Pr_{x \sim \mathbb{P}}[x = pw]$  — we typically write  $\Pr[pw]$  for notational simplicity.

1) *Password Datasets*: Given a set of  $N$  users  $\mathcal{U} = \{u_1, \dots, u_N\}$  the corresponding password dataset  $D_u$  is given by the multiset  $D_u = \{pw_{u_1}, \dots, pw_{u_N}\}$  where  $pw_{u_i}$  denotes the password selected by user  $u_i$ . Fixing a password dataset  $D$  we let  $f_i$  denote the number of users who selected the  $i$ th most popular password in the dataset. We note that that  $f_1 \geq f_2 \geq \dots$  and that  $\sum_i f_i = N$  gives the total number  $N$  of users in the original dataset.

2) *Empirical Password Distribution*: Viewing our dataset  $D$  as  $N$  independent samples from the (unknown) distribution  $\mathbb{P}$  we use  $f_i/N$  as an empirical estimate of the probability of the  $i$ th most common password  $pwd_i$  and  $D_f = (f_1, f_2, \dots)$  as the corresponding frequency list.  $\mathbb{P}_D$  will denote the corresponding empirical distribution i.e.,  $\Pr_{x \sim \mathbb{P}_D}[x = pw_i] = f_i/N$ . We remark that when  $f_i \gg 1$  the empirical estimate will be close to the actual distribution i.e.,  $\Pr[pw_i] \approx f_i/N$ , but when  $f_i = 1$  the empirical estimate  $1/N$  will likely diverge from the true probability value. Because the distribution  $\mathbb{P}$  is unknown we will typically work with the empirical estimates  $f_i/N$ . In our empirical analysis, we will use dotted lines to indicate uncertainty i.e., regions where the analysis depends heavily on the empirical probability estimates for passwords with frequency 1.

3) *Password Equivalence Class*: It is often convenient to represent  $D_f$  in compressed form  $D_{ec} = \{(f_1, c_1), \dots, (f_{n'}, c_{n'})\}$ . Here, the tuple  $(f_i, c_i)$  means that there are  $c_i$  distinct passwords, each of which appear exactly  $f_i$  times in  $D$ . We refer to each tuple  $(f_i, c_i)$  as an equivalence class of passwords i.e., passwords with the same frequency belong to an *equivalence class*.

We can also use  $D'_{ec} = \{(p_1, c_1), \dots, (p_n, c_n)\}$  as a compact summary of the empirical password distribution  $\mathbb{P}_D$ . Here,  $p_i = \frac{f_i}{N}$ ,  $p_1 > p_2 > \dots > p_n$  and  $\sum_{i=1}^n p_i c_i = 1$ . We typically have  $n' \ll N$  in empirical password datasets e.g., for the LinkedIn dataset we have  $N \geq 1.7 \times 10^8$  while  $n' = 3639$ . Thus, an algorithm whose running time scales with  $n'$  is much faster than an algorithm whose running time scales with  $N$ .

#### B. Password Strength

There are various ways of defining how strong a given password is (see Appendix C and D for more details). Typically, password strength is a qualitative description of some quantity *score* which could be entropy, the number of guesses to crack a password, cracking time, etc. Based on some predefined thresholds  $t_0, \dots, t_{d-1}$ , we label  $pw$  with strength level  $i$  if the quantitative measurement  $score(pw)$  meets criterion  $t_i < score(pw) \leq t_{i+1}$  for some  $i$ . We also use user-friendly names for different strength levels like ‘‘weak,’’ ‘‘medium’’ or ‘‘strong.’’ If  $score(pw)$  is derived from composition rules, we will call strength under this definition *composition strength*. If  $score(pw)$  is a measure of guessability under some password cracking model, we will refer password strength in this sense as *pattern strength*. Further, we put forward the concept of *frequency strength*, where  $score(pw)$  is related to frequency rank of  $pw$ , specifically  $score(pw)$  is the cumulative probability when passwords are in descending order of popularity. This provides a clean method of partitioning passwords into strength categories for signaling, and because of this, we use the frequency strength method throughout this work.

#### C. Differential Privacy and Count Sketches

As part of our information signaling, we need a way for the authentication server to (estimate) the strength of each user’s passwords. We propose to do this is with a (differentially private) Count-Sketch data-structure, which allows us to approximately determine how many users have selected each particular password. As a side-benefit the authentication server could also use the Count-Sketch data structure to identify/ban overly popular passwords [64] and to defend against online guessing attacks [50], [51]. We first introduce the notion of differential privacy.

1)  $\epsilon$ -Differential Privacy:  $\epsilon$ -Differential Privacy [65] is a mechanism that provides strong information-theoretic privacy guarantees for all individuals in a dataset. Formally, an algorithm  $\mathcal{A}$  preserves  $\epsilon$ -differential privacy iff for all datasets  $D$  and  $D'$  that differ by only one element and all subsets  $S$  of  $\text{Range}(\mathcal{A})$ :

$$\Pr[\mathcal{A}(D) \in S] \leq e^\epsilon \Pr[\mathcal{A}(D') \in S].$$

In our context, we can think of  $D$  (resp.  $D'$ ) as a password dataset which does (resp. does not) include our user  $u$ 's password  $pw_u$  and we can think of  $\mathcal{A}$  as a randomized algorithm that outputs a noisy count-sketch algorithm. Intuitively, differential privacy guarantees that an attacker cannot even tell if  $pw_u$  was included when the count-sketch was generated. In particular, (up to a small multiplicative factor  $e^\epsilon$ ) the attacker cannot tell the difference between  $\mathcal{A}(D)$  and  $\mathcal{A}(D')$  the count-sketch we sample when  $pw_u$  was (resp. was not) included. Thus, whatever the attacker hopes to about  $u$ 's from  $\mathcal{A}(D)$  the attacker could have learned from  $\mathcal{A}(D')$ .

#### D. Count-sketch

A count sketch over some domain  $E$  is a biased probabilistic data structure that stores some information about the frequency of items seen in a stream of data — in our password context we will use the domain  $E = \mathcal{P}$ . A count-sketch functions as a table  $T$  with width  $w_s$  columns and depth  $d_s$  rows. Initially,  $T[i, j] = 0$  for all  $i \leq w_s$  and  $j \leq d_s$ . Each row is associated with a hash function  $H_i : \mathcal{P} \rightarrow [w_s]$ , with each of the hash functions used in the sketch being pairwise independent.

To insert an element  $pw \in \mathcal{P}$  into the count sketch we update  $T[i, H_i(pw)] \leftarrow T[i, H_i(pw)] + 1$  for each  $i \leq d_s$ .<sup>2</sup> To estimate the frequency of  $pw$  we would output  $f(T[1, H_{d_s}(pw)], \dots, T[d_s, H_{d_s}(pw)])$  for some function  $f : \mathbb{N}^d \rightarrow \mathbb{N}$ . In our experiments we instantiate  $f = \min$  (Count-Min-Sketch) though other options are possible e.g.,  $f = \text{mean}$  (Count-Mean) or  $f = \text{median}$  (Count-Median)<sup>3</sup>.

Observe that adding a password only alters the value of  $T[i, j]$  at  $d_s$  locations. Thus, to preserve  $\epsilon$ -differential privacy we can initialize each cell  $T[i, j]$  by adding Laplace noise with scaling parameter  $d_s/\epsilon$  [66].

#### E. Other Notation

Given a permutation  $\pi$  over  $\mathcal{P}$  we let  $\lambda(\pi, B) := \sum_{i=1}^B \Pr[pw_i^\pi]$  denote the probability that a randomly sampled password  $pw \in \mathcal{P}$  would be cracked by an attacker who checks the first  $B$  guesses according to the order  $\pi$  — here  $pw_i^\pi$  is the  $i$ th password in the sequence  $\pi$ . Given a randomized algorithm  $\mathcal{A}$  and a random string  $r$  we use  $y \leftarrow \mathcal{A}(x; r)$  to denote the output when we run  $\mathcal{A}$  with input  $x$  fixing the outcome of the random coins to be  $r$ . We use  $y \stackrel{\$}{\leftarrow} \mathcal{A}(x)$  to denote a random sample drawn by sampling the random coins  $r$  uniformly at random. Given a randomized (signaling) algorithm  $\mathcal{A} : \mathcal{P} \rightarrow [0, d-1]$  we define the conditional probability  $\Pr[pw | y] := \Pr_{x \sim \mathbb{P}, r}[x = pw | y = \mathcal{A}(pw)]$  and we define

$$\lambda(\pi, B; y) := \sum_{i=1}^B \Pr[pw_i^\pi | y].$$

We remark that  $\Pr[pw | y]$  can be evaluated using Bayes Law given knowledge of the signaling algorithm  $\mathcal{A}(x)$ .

### IV. INFORMATION SIGNALING AND PASSWORD STORAGE

In this section, we overview our basic signaling mechanism deferring until later how to optimally tune the parameters of the mechanism to minimize the number of cracked passwords.

#### A. Account Creation and Signaling

When users create their accounts they provide a user name  $u$  and password  $pw_u$ . First, the server runs the canonical password storage procedure—randomly selecting a salt value  $salt_u$  and calculating the hash value  $h_u = H(salt_u, pw_u)$ . Next, the server calculates the (estimated) strength  $st_u \leftarrow \text{getStrength}(pw_u)$  of password  $pw_u$  and samples the signal  $sig_u \stackrel{\$}{\leftarrow} \text{getSignal}(st_u)$ . Finally, the server stores the tuple  $(u, salt_u, sig_u, h_u)$  — later if the user  $u$  attempts to login with a password  $pw'$  the authentication server will accept  $pw'$  if and only if  $h_u = H(salt_u, pw')$ . The account creation process is formally presented in Algorithm 1.

A traditional password hashing solution would simply store the tuple  $(u, salt_u, h_u)$  i.e., excluding the signal  $sig_u$ . Our mechanism requires two additionally subroutines  $\text{getStrength}(\cdot)$  and  $\text{getSignal}(\cdot)$  to generate this signal. The first algorithm is deterministic. It takes the user's password  $pw_u$  as input and outputs  $st_u$  — (an estimate of) the password strength. The second randomized algorithm takes the (estimated) strength parameter  $st_u$  and outputs a signal  $sig_u$ . We use  $s_{i,j}$  to denote the probability of observing the signal  $sig_u = j$  given that the estimated strength level was  $st_u = i$ . Thus,  $\text{getSignal}(\cdot)$  can be encoded using a signaling matrix  $\mathbf{S}$  with  $\mathbf{S}[i, j] = s_{i,j}$ .

<sup>2</sup>In some instantiations of count sketch we would instead set  $T[i, H_i(pw)] \leftarrow T[i, H_i(pw)] + G_i(pw)$  where the hash function  $G_i : \mathcal{P} \rightarrow \{-1, 1\}$

<sup>3</sup>Typically, when instantiating  $f$  with the median function one also subtracts the bias from the overall estimate

---

**Algorithm 1** Signaling during Account Creation

---

**Input:**  $u, pw_u, L, d$ 

- 1:  $salt_u \xleftarrow{\$} \{0, 1\}^L$
  - 2:  $h_u \leftarrow H(salt_u, pw_u)$
  - 3:  $st_u \leftarrow \text{getStrength}(pw_u)$
  - 4:  $sig_u \xleftarrow{\$} \text{getSignal}(st_u, d)$
  - 5:  $\text{StoreRecord}(u, salt_u, sig_u, h_u)$
- 

We remark that for some signaling matrices (e.g., if  $\mathbf{S}[i, 0] = 1$  for all  $i$ <sup>4</sup>) then the actual signal  $sig_u$  is *uncorrelated* with the password  $pw_u$ . In this case our mechanism is equivalent to the traditional (salted) password storage mechanism where  $\text{getSignal}(\cdot)$  is replaced with a constant/null function.  $\text{getStrength}(\cdot)$  is password strength oracle that outputs the actual/estimated strength of a password. We discuss ways that  $\text{getStrength}(\cdot)$  could be implemented in Section VIII. For now, we omit the implementation details of strength oracle  $\text{getStrength}(\cdot)$  for sake of readability.

**B. Generating Signals**

We use  $SL = [0, d - 1]$  (strength levels) to denote the range of  $\text{getStrength}(\cdot)$ . For example, if  $SL = \{0, 1, 2\}$  then 0 would correspond to weak passwords, 2 would correspond to strong passwords and 1 would correspond to medium strength passwords. It will be convenient to assume that the range of our signaling algorithm  $\text{getSignal}(\cdot)$  is also  $SL$  so that our signaling matrix

$$\mathbf{S} = \begin{bmatrix} s_{0,0} & s_{0,1} & \cdots & s_{0,d-1} \\ s_{1,0} & s_{1,1} & \cdots & s_{1,d-1} \\ \vdots & \vdots & \ddots & \vdots \\ s_{d-1,0} & s_{d-1,1} & \cdots & s_{d-1,d-1} \end{bmatrix},$$

is a square matrix  $\mathbf{S} \in \mathbb{R}^{d \times d}$ . However, it is not strictly required that  $\mathbf{S}$  is a square matrix. The signaling process is formally presented in Algorithm 2. Intuitively, for all  $i, j \in SL$  we have  $\Pr[\text{getSignal}(i) = j] = \mathbf{S}[i, j] = s_{i,j}$ .

---

**Algorithm 2** Generating a Signal  $\text{getSignal}(\cdot)$ 

---

**Input:**  $st_u, d$ 

- 1:  $r \xleftarrow{\$} (0, 1]$
  - 2:  $i \leftarrow st_u$
  - 3:  $s_{i,0} \leftarrow 0$
  - 4: **for**  $j = 0$  **to**  $d - 1$  **do**
  - 5:     **if**  $\sum_{k=0}^j s_{i,k} < r \leq \sum_{k=0}^{j+1} s_{i,k}$  **then**
  - 6:         **return**  $j + 1$
  - 7:     **end if**
  - 8: **end for**
- 

a) *Bayesian Update:* We remark that an attacker who breaks into the authentication server will be able to observe the signal  $sig_u$  and  $\mathbf{S}[i, j]$ . Supposing that  $sig_u = y$  and  $\mathbf{S}[i, j]$  we can perform a Bayesian Update after observing the signal  $y$ . In particular, given any password  $pw \in \mathcal{P}$  with strength  $i = \text{getStrength}(pw)$  we have

$$\begin{aligned} \Pr[pw | y] &= \frac{\Pr[pw] \mathbf{S}[i, y]}{\sum_{pw' \in \mathcal{P}} \Pr[\text{getSignal}(\text{getStrength}(pw'))] \cdot \Pr[pw']} \\ &= \frac{\Pr[pw] \mathbf{S}[i, y]}{\sum_{i' \in SL} \Pr_{pw' \sim \mathbb{P}}[\text{getStrength}(pw') = i'] \cdot \mathbf{S}[i', y]} \end{aligned} \quad (1)$$

If the attacker knew the original password distribution  $\mathbb{P}$  then updated posterior distribution is simply  $\mathbb{P}_y$  with  $\Pr_{x \sim \mathbb{P}_y}[pw | y] := \Pr[pw | y]$ . We extend our notation, let  $\lambda(\pi, B; y) = \sum_{i=1}^B \Pr[pw_i^\pi | y]$  where  $pw_i^\pi$  is the  $i$ th password in the ordering  $\pi$ . Intuitively,  $\lambda(\pi, B; y)$  is the conditional probability of cracking the user's password  $pw \sim \mathbb{P}$  by checking the first  $B$  guesses in the permutation  $\pi$ .

<sup>4</sup>The index of matrix elements start from 0

### C. Delayed Signaling

In some instances, the authentication server might implement the password strength oracle `getStrength` by training a (differentially private) Count-Sketch based on the user-selected passwords  $pw_u \sim \mathbb{P}$ . In this case, the strength estimation will not be accurate until a larger number  $N$  of users have registered. In this case, the authentication server may want to delay signaling until after the Count-Sketch has been initialized. In this case the authentication server will store the tuple  $(u, salt_u, sig_u = \perp, h_u)$ . Once the Count-Sketch has been trained we can use Algorithm 3 to update the record the next time the user authenticates successfully.

---

#### Algorithm 3 Delayed Signaling in Authentication

---

**Input:**  $u, pw'$

**Output:** SUCCESS/FAIL

```

1:  $(u, salt_u, sig_u, h_u) \leftarrow \text{findRecord}(u)$ 
2:  $h' \leftarrow H(salt_u, pw')$ 
3: if  $h' \neq h_u$  then
4:   return FAIL
5: end if
6: if  $sig_u = \perp$  (no prior signal) then
7:    $st_u \leftarrow \text{getStrength}(pw')$ 
8:    $y \stackrel{\$}{\leftarrow} \text{getSignal}(pw')$ 
9:   updateRecord as  $(u, salt_u, sig_u = y, h_u)$ 
10: end if
11: return SUCCESS

```

---

## V. ADVERSARY MODEL

We adapt the economic model of [1] to capture the behavior of a rational attacker. We assume that there is a value  $v_u$  for each password  $pw_u$  that the attacker cracks. In this paper, we will assume that the attacker is untargeted and that the value  $v_u = v$  for each user  $u \in U$ . Following Kerckhoffs's principle, we assume that the password distribution  $\mathbb{P}$  is known to the attacker.

a) *Value/Cost Estimates:* One can derive a range of estimates for  $v$  based on black market studies e.g., Symantec reported that passwords generally sell for \$4—\$30 [67] and [68] reported that Yahoo! e-mail passwords sold for  $\approx$  \$1. Similarly, we assume that the attacker pays a cost  $k$  each time s/he evaluates the hash function  $H$  to check a password guess. We remark that one can estimate  $k \approx \$1 \times 10^{-7}$  if we use a memory-hard function <sup>5</sup>.

### A. Adversary Utility: No Signaling

We first discuss how a rational adversary would behave when is no signal is available (traditional hashing). We defer the discussion of how the adversary would update his strategy after observing a signal  $y$  to the next section. In the no-signaling case, the attacker's strategy  $(\pi, B)$  is given by an ordering  $\pi$  over passwords  $\mathcal{P}$  and a threshold  $B$ . Intuitively, this means that the attacker will check the first  $B$  guesses in  $\pi$  and then give up. If the attacker finds the password on guess  $i$  then the attacker's net utility would be  $v - ik$ . Similarly, if the attacker gives up after  $B$  incorrect guesses the attacker's utility would be  $-Bk$ .

We remark that the expected reward for the attacker is given by the simple formula  $v \times \lambda(\pi, B)$ , i.e., the probability that the password is cracked times the value  $v$ . Similarly, the expected guessing cost of the attacker is

$$C(k, \pi, B) = k \sum_{i=1}^B (1 - \lambda(\pi, i - 1)), \quad (2)$$

Intuitively,  $(1 - \lambda(\pi, i - 1))$  denotes the probability that the adversary actually has to check the  $i$ th password guess at cost  $k$ . With probability  $\lambda(\pi, i - 1)$  the attacker will find the password in the first  $i - 1$  guesses and will not have to check the  $i$ th password guess  $pw_i^\pi$ . Note that we define  $\lambda(\pi, 0) = 0$ .

The adversary's expected utility is the difference of expected gain and expected cost,

$$U_{adv}(v, k, \pi, B) = v \cdot \lambda(\pi, B) - C(k, \pi, B). \quad (3)$$

Sometimes we omit parameters and just write  $U_{adv}$  for short when the  $v, k$  and  $B$  are clear from context.

<sup>5</sup>The energy cost of transferring 1GB of memory between RAM and cache is approximately  $0.3J$  on an [69], which translates to an energy cost of  $\approx \$3 \times 10^{-8}$  per evaluation. Similarly, if we assume that our MHF can be evaluated in 1 second [35], [70] then evaluating the hash function  $6.3 \times 10^7$  times will tie up a 1GB RAM chip for 2 years. If it costs \$5 to rent a 1GB RAM chip for 2 years (equivalently purchase the RAM chip which lasts for 2 years for \$5) then the capital cost is  $\approx \$8 \times 10^{-8}$ . Thus, our total cost would be around  $\$10^{-7}$  per password guess.

### B. Optimal Attacker Strategy: No Signaling

A rational adversary would choose  $(\pi^*, B^*) \in \arg \max U_{adv}(v, k, \pi, B)$ . It is easy to verify that the optimal ordering  $\pi^*$  is always to check passwords in descending order of probability. The probability that a random users account is cracked is

$$P_{adv} = \lambda(\pi^*, B^*). \quad (4)$$

We remark that in practice  $\arg \max U_{adv}(v, k, \pi, B)$  usually returns a singleton set  $(\pi^*, B^*)$ . If instead the set contains multiple strategies then we break ties adversarially i.e.,  $P_{adv} = \max_{(\pi^*, B^*) \in \arg \max U_{adv}(v, k, \pi, B)} \lambda(\pi^*, B^*)$ .

## VI. INFORMATION SIGNALING AS A STACKELBERG GAME

We model the interaction between the authentication server and the adversary as a two-stage Stackelberg game between the defender (leader) and attacker (follower). In a Stackelberg game, the leader moves first and then the follower may select its action after observing the action of the first player.

In our setting the action of the defender is to commit to a signaling matrix  $\mathbf{S}$  as well as the mapping `getStrength` between passwords and strength levels. The attacker responds by selecting a cracking strategy  $(\vec{\pi}, \vec{B}) = \{(\pi_0, B_0), \dots, (\pi_{d-1}, B_{d-1})\}$ . Intuitively, this strategy means that whenever the attacker observes a signal  $y$  s/he will check the top  $B_y$  guesses according to the ordering  $\pi_y$ .

### A. Attacker Utility

If the attacker checks the top  $B_y$  guesses according to the order  $\pi_y$  then the attacker will crack the password with probability  $\lambda(\pi_y, B_y; y)$ . Recall that  $\lambda(\pi_y, B_y; y)$  denotes the probability of the first  $B_y$  passwords in  $\pi_y$  according to the posterior distribution  $\mathbb{P}_y$  obtained by applying Bayes Law after observing a signal  $y$ . Extrapolating from no signal case, the expected utility of adversary conditioned on observing the signal  $y$  is

$$U_{adv}(v, k, \pi_y, B_y; \mathbf{S}, y) = v \cdot \lambda(\pi_y, B_y; y) - \sum_{i=1}^{B_y} k \cdot (1 - \lambda(\pi_y, i - 1; y)), \quad (5)$$

where  $B_y$  and  $\pi_y$  are now both functions of the signal  $y$ . Intuitively,  $(1 - \lambda(\pi_y, i - 1; y))$  denotes the probability that the attacker has to pay cost  $k$  to make the  $i$ th guess. We use  $U_{adv}^s(v, k, \{\mathbf{S}, (\vec{\pi}, \vec{B})\})$  to denote the expected utility of the adversary with information signaling,

$$U_{adv}^s(v, k, \{\mathbf{S}, (\vec{\pi}, \vec{B})\}) = \sum_{y \in SL} \Pr[\text{Sig} = y] U_{adv}(v, k, \pi_y, B_y; \mathbf{S}, y), \quad (6)$$

where

$$\Pr[\text{Sig} = y] = \sum_{i \in SL} \Pr_{pw \sim \mathbb{P}}[\text{getStrength}(pw) = i] \cdot S[i, y].$$

### B. Optimal Attacker Strategy

Now we discuss how to find the optimal strategy  $(\vec{\pi}^*, \vec{B}^*)$ . It suffices to find  $(\pi_y^*, B_y^*) \in \arg \max_{B_y, \pi_y} U_{adv}(v, k, \pi_y, B_y; y)$  for each signal  $y$ . We first remark that the adversary can obtain the optimal checking sequence  $\pi_y^*$  for  $pw_u$  associated with signal  $y$  by sorting all  $pw \in \mathbb{P}$  in descending order of posterior probability according to the posterior distribution  $\mathbb{P}_y$ . Intuitively, the attacker's best strategy is to guess passwords in descending order of likelihood.

Now the adversary can determine the optimal budget  $B_y^*$  for signal  $y$  such that  $B_y^* = \arg \max_{B_y} U_{adv}(v, k, \pi_y^*, B_y; y)$ . In the appendix we show how to find  $B_y^*$  more efficiently when given a compact representation of password dataset.

We observe that an adversary who sets  $\pi_y = \pi$  and  $B_y = B$  for all  $y \in SL$  is effectively ignoring the signal and is equivalent to an adversary in the no signal case. Thus we have

$$\max_{\vec{\pi}, \vec{B}} U_{adv}^s(v, k, \{\mathbf{S}, (\vec{\pi}, \vec{B})\}) \geq \max_{\pi, B} U_{adv}(v, k, \pi, B), \quad \forall \mathbf{S}, \quad (7)$$

implying that adversary's expected utility will never decrease by adapting its strategy according to the signal.

### C. Optimal Signaling Strategy

Once the function `getStrength()` is fixed we want to find the optimal signaling matrix  $\mathbf{S}$ . We begin by introducing the defender's utility function. Intuitively, the defender wants to minimize the total number of cracked passwords.

Let  $P_{adv}^s(v, k, \mathbf{S})$  denote the expected adversary success rate with information signaling when playing with his/her optimal strategy, then

$$P_{adv}^s(v, k, \mathbf{S}) = \sum_{y \in SL} \Pr[Sig = y] \lambda(\pi_y^*, B_y^*; \mathbf{S}, y), \quad (8)$$

where  $(\pi_y^*, B_y^*)$  is the optimal strategy of the adversary when receiving signal  $y$ , namely,

$$(\pi_y^*, B_y^*) = \arg \max_{\pi_y, B_y} U_{adv}(v, k, \pi_y, B_y; \mathbf{S}, y).$$

If  $\arg \max_{\pi_y, B_y} U_{adv}(v, k, \pi_y, B_y; y)$  returns a set, we break ties adversarially.

The objective of the server is to minimize  $P_{adv}^s(v, k, \mathbf{S})$ , therefore we define

$$U_{ser}^s(v, k, \{\mathbf{S}, (\vec{\pi}^*, \vec{B}^*)\}) = -P_{adv}^s(v, k, \mathbf{S}). \quad (9)$$

Our focus of this paper is to find the optimal signaling strategy, namely, the signaling matrix  $\mathbf{S}^*$  such that  $\mathbf{S}^* = \arg \min_{\mathbf{S}} P_{adv}^s(v, k, \mathbf{S})$ . Its not hard to see that finding the optimal signaling matrix  $\mathbf{S}^*$  is equivalent to solving the mixed strategy Subgame Perfect Equilibrium (SPE) of the Stackelberg game. At SPE no player has the incentive to deviate from his/her strategy. Therefore,

$$\begin{cases} U_{ser}^s(v, k, \{\mathbf{S}^*, (\vec{\pi}^*, \vec{B}^*)\}) \geq \\ U_{ser}^s(v, k, \{\mathbf{S}, (\vec{\pi}^*, \vec{B}^*)\}), \quad \forall \mathbf{S} \in \mathbf{S}^{d \times d}, \\ U_{adv}^s(v, k, \{\mathbf{S}^*, (\vec{\pi}^*, \vec{B}^*)\}) \geq \\ U_{adv}^s(v, k, \{\mathbf{S}^*, (\vec{\pi}, \vec{B})\}), \quad \forall (\vec{\pi}, \vec{B}). \end{cases} \quad (10)$$

Notice that a signaling matrix of dimension  $d$  can be fully specified by  $d(d-1)$  variables since the elements in each row sum up to 1. Fixing  $v$  and  $k$ , we define  $f: \mathbb{R}^{d(d-1)} \rightarrow \mathbb{R}$  to be the map from  $\mathbf{S}$  to  $P_{adv}^s(v, k, \mathbf{S})$ . Then we can formulate the optimization problem as

$$\begin{aligned} \min_{\mathbf{S}} \quad & f(s_{0,0}, \dots, s_{0,(d-2)}, \dots, s_{(d-1),0}, s_{(d-1),(d-2)}) \\ \text{s.t.} \quad & 0 \leq s_{i,j} \leq 1, \quad \forall 0 \leq i \leq d-1, \quad 0 \leq j \leq d-2, \\ & \sum_{j=0}^{d-2} s_{i,j} \leq 1, \quad \forall 0 \leq i \leq d-1. \end{aligned} \quad (11)$$

The feasible region is a  $d(d-1)$ -dimensional probability simplex. (Notice that in 2-D, the second constraint would be equivalent to the first constraint.) In our experiments we will treat  $f$  as a black box and use derivative-free optimization methods to find good signaling matrices  $\mathbf{S}$ .

## VII. THEORETICAL EXAMPLE

Having presented our Stackelberg Game model for information signaling we now present an (admittedly contrived) example of a password distribution where information signaling can dramatically reduce the percentage of cracked passwords. We assume that the attacker has value  $v = 2k + \epsilon$  for each cracked password where the cost of each password guess is  $k$  and  $\epsilon > 0$  is a small constant.

a) *Password Distribution*: Suppose that  $\mathcal{P} = \{pw_i\}_{i \geq 1}$  and that each password  $pw_i$  has probability  $2^{-i}$  i.e.,  $\Pr_{pw \sim \mathbb{P}}[pw = i] = 2^{-i}$ . The weakest password  $pw_1$  would be selected with probability  $1/2$ .

b) *Optimal Attacker Strategy: No Signaling*: By checking passwords in descending order of probability (the checking sequence is  $\pi$ ) the adversary has an expected cost of:

$$C(k, \pi, B) = k \sum_{i=1}^B i \times 2^{-i} + 2^{-B} \times B \times k = k(2 - 2^{1-B}),$$

and an expected reward of

$$R(v, k, \pi, B) = v \sum_{i=1}^B i 2^{-i},$$



which leads to expected profits of

$$U_{adv}(v, k, \pi, B) = R(v, k, B) - C(k, \pi, B) = (v - 2k) + (2k - v)2^{-B}.$$

A profit-motivated adversary is interested in calculating  $B^* = \operatorname{argmax}_B U_{adv}(v, k, \pi, B)$ . With our sample distribution we have

$$B^* = \begin{cases} 0, & v \leq 2k, \\ \infty, & v > 2k. \end{cases}$$

Since we assume that  $v = 2k + \epsilon > 2k$  the attackers optimal strategy is  $B^* = \infty$  meaning that 100% of passwords will be cracked.

c) *Signaling Strategy*: Suppose that `getStrength` is define such that `getStrength(pw1) = 0` and `getStrength(pwi) = 1` for each  $i > 1$ . Intuively, a the strength level is 0 if and only if we sampled the weakest password from the distribution. Now suppose that we select our signaling matrix

$$\mathbf{S} = \begin{bmatrix} 1/2 & 1/2 \\ 0 & 1 \end{bmatrix},$$

such that  $\Pr[\text{Sig} = 0 \mid pw = pw_1] = \frac{1}{2} = \Pr[\text{Sig} = 1 \mid pw = pw_1]$  and  $\Pr[\text{Sig} = 1 \mid pw \neq pw_1] = 1$ .

d) *Optimal Attacker Strategy with Information Signaling*: We now analyze the behavior of a rational attacker under signaling when given this signal matrix and password distribution. Consider the strategy of an attacker who has  $v = 2k + \epsilon$ . As noted above their optimal guessing number  $B^*$  with no signal is  $B^* = \infty$ .

We now consider the case that the attacker facing  $\text{Sig} = 1$ . Note that  $\Pr[\text{Sig} = 1] = \Pr[pw = pw_1] \Pr[\text{Sig} = 1 \mid pw = pw_1] + \Pr[pw \neq pw_1] \Pr[\text{Sig} = 1 \mid pw \neq pw_1] = \frac{3}{4}$ .

We have the following posterior probabilities for each of the passwords in the distribution:

$$\begin{aligned} \Pr[pw = pw_1 \mid \text{Sig} = 1] &= \frac{0.5 * 0.5}{0.75} = \frac{1}{3}, \\ \Pr[pw = pw_i, i > 1 \mid \text{Sig} = 1] &= \frac{1 * 2^{-i}}{0.75} = \frac{4 * 2^{-i}}{3}. \end{aligned}$$

Now we compute the attacker's expected costs conditioned on  $\text{Sig} = 1$ .

$$C(k, \pi, B; \mathbf{S}, 1) = k \left( \frac{1}{3} + \frac{4}{3} \sum_{i=2}^B i * 2^{-i} \right) + kB \left( 1 - \frac{1}{3} - \frac{4}{3} \left( \sum_{i=2}^B 2^{-i} \right) \right) = k \left( \frac{7}{3} - \frac{2^{3-B}}{3} \right),$$

when  $B > 0$ , with  $C(k, \pi, 0; \mathbf{S}, 1) = 0$ . For expected reward we have:

$$R(v, k, \pi, B; \mathbf{S}, 1) = v \left( \frac{1}{3} + \frac{4}{3} \sum_{i=2}^B 2^{-i} \right) = v \left( 1 - \frac{2^{2-B}}{3} \right),$$

where  $R(v, k, 0; \mathbf{S}, 1) = 0$  in the case where no guesses are made. Thus, the attacker's profit is given by:

$$U_{adv}(v, k, \pi, B; \mathbf{S}, 1) = R(v, k, \pi, B; \mathbf{S}, 1) - C(k, \pi, B; \mathbf{S}, 1) = v \left( 1 - \frac{2^{2-B}}{3} \right) - k \left( \frac{7}{3} - \frac{2^{3-B}}{3} \right).$$

Plugging in  $v = 2k + \epsilon$  we have

$$\begin{aligned} U_{adv}(2k + \epsilon, k, \pi, B; \mathbf{S}, 1) &= (2k + \epsilon) \left( 1 - \frac{2^{2-B}}{3} \right) - k \left( \frac{7}{3} - \frac{2^{3-B}}{3} \right) \\ &= (2k + \epsilon) \left( 1 - \frac{2^{2-B}}{3} \right) - k \left( \frac{7}{3} - \frac{2^{3-B}}{3} \right) = -\frac{1}{3}k + \epsilon \left( 1 - \frac{2^{2-B}}{3} \right), \end{aligned}$$

if  $\epsilon < \frac{1}{3}k$  then this value will always be negative and the optimal strategy is to select  $B^* = 0$  i.e. to not run the attack<sup>6</sup>

If the attacker observes the signal  $\text{Sig} = 0$  we know for sure that the user selected the most common password as  $\Pr[pw = pw_1 \mid \text{Sig} = 0] = 1$  so as long as  $v \geq k$  the attacker will crack the password.

e) *Discussion*: In our example an attacker with value  $v = 2k + \epsilon$  cracks 100% of passwords when we don't use information signaling. However, if we deploy our information signaling mechanism (above) and the attacker will only crack 25% of passwords — a reduction of 75%! Given this (contrived) example it is natural to ask whether or not information signaling produces similar results for more realistic password distributions. We explore this question in the next sections.

<sup>6</sup>If we set  $v = 4k$  instead we would have  $U_{adv}(4k, k, \pi, B; \mathbf{S}, 1) = k \left( \frac{5}{3} - \frac{2^{3-B}}{3} \right)$  which is maximized at  $B^* = \infty$ .

## VIII. EXPERIMENTAL DESIGN

### A. Password Distribution

We evaluate the performance of our information signaling mechanism empirically using three large password datasets three large datasets: RockYou, Yahoo!, and LinkedIn. The RockYou password dataset is based on leaked passwords from  $N \approx 32.6$  million RockYou users, while the Yahoo! frequency corpus ( $N \approx 7 \times 10^7$ ) was collected and released with permission from Yahoo! using differential privacy [4] and other privacy-preserving measures [3]. The LinkedIn frequency corpus ( $N \geq 1.7 \times 10^8$ ) is a differentially private frequency corpus generated from cracked LinkedIn passwords. We remark that we can simply assign unique strings to each password in the frequency corpus to obtain a password dataset  $D$  with the same empirical

Given a password dataset  $D$  (e.g., RockYou) we can define the empirical distribution  $\mathbb{P}_D$ . In our experiments, we will pretend that  $\mathbb{P} = \mathbb{P}_D$  is the real distribution.

a) *Implementing getStrength*: Given a frequency oracle  $\mathcal{O}_f(\cdot)$  which maps passwords to an (estimated) frequency value along with thresholds  $t_0 \geq t_1 \geq t_2 \dots \geq t_{d-1}$  we can define  $\text{getStrength}(pw) = i$  if and only if  $t_{i-1} \geq \mathcal{O}_f(pw) > t_i$  — see Algorithm 5 of Appendix D for a more formal description. We select thresholds  $t_0, \dots, t_{d-1}$  to balance the probability mass of passwords assigned to each strength level. In some instances this won't be feasible e.g., when we have over  $N/d$  distinct passwords  $pw$  with  $\mathcal{O}_f(pw) = 1$ . In this case we set  $t_{d-1} = 1$  and select  $t_1, \dots, t_{d-2}$  to balance the remaining strength levels. We refer an interested reader to Appendix C for more details on how we pick the thresholds  $t_0 \geq t_1 \geq t_2 \dots \geq t_{d-1}$ .

When the authentication server has perfect knowledge of the distribution we will assume that  $\mathcal{O}_f(pw_i) = f_i$ , otherwise we will approximate  $\mathcal{O}_f(pw_i)$  using a differentially private count-sketch.

b) *Simulating an Authentication Server with Imperfect Knowledge of the Distributions*: We can then simulate an authentication server that does not know the distribution exactly by extracting a dataset  $D^{dp}$  from a differentially private count-sketch trained on the database  $D$ . In this case, the authentication server will optimize its signaling matrix  $\mathbf{S}$  with respect to the corresponding empirical distribution  $\mathbb{P}_{D^{dp}}$  while we will evaluate the performance of the signaling scheme with respect to the actual distribution  $\mathbb{P} = \mathbb{P}_D$ .

### B. Derivative-Free Optimization

Given a value  $v$  and hash cost parameter  $k$  we want to find a signaling matrix which optimizes the defenders utility. Recall that this is equivalent to minimizing the function  $f(\mathbf{S}) = P_{adv}^s(v, k, \mathbf{S})$  subject to the constraints that  $\mathbf{S}$  is a valid signaling probability matrix. In our experiments we will treat  $f$  as a black box and use derivative-free optimization methods to find good signaling matrices  $\mathbf{S}$ .

Derivative-free optimization is active research area with many mature solvers with simple interface, e.g., CMA-ES [71], NOMAD [72], [73], DAKOTA [74]. In our experiment, we choose BITmask Evolution OPTimization (BITEOPT) algorithm [75] to compute the quasi-optimal signaling matrix  $\mathbf{S}^7$ . BITEOPT is a free open-source stochastic non-linear bound-constrained derivative-free optimization method (heuristic or strategy). BiteOpt took 2nd place (1st by sum of ranks) in BBComp2018-1OBJ-expensive competition track [76].

In each experiment we use BITEOPT with 5000 iterations to generate signaling matrix  $\mathbf{S}$ . We refer to the procedure as  $\mathbf{S} \leftarrow \text{genSigMat}(v, k, d, D)$  for different  $v/k$  ratios. Then we run a second procedure  $\text{evaluate}(v, k, d, \mathbf{S}, D)$  to obtain the adversary's expected success rate  $P_{adv}^s$  given the signaling matrix  $\mathbf{S}$  and plot figures of  $P_{adv}^s$  against  $v/k$ . When we simulate an authentication server who does not have perfect knowledge of the password distribution we instead call  $\mathbf{S} \leftarrow \text{genSigMat}(v, k, d, D^{dp})$  where the password dataset  $D$  is replaced with the differentially private version  $D^{dp}$ . However, we still run  $\text{evaluate}(v, k, d, \mathbf{S}, D)$  as before to obtain the attacker's expected success rate since the attacker is still assumed to have perfect knowledge of the password distribution.

### C. Differentially Private Count-Sketch

We simulate a server that computes the signaling matrix after collecting all users' passwords. As users register their accounts, the server can feed passwords into a count sketch initialized with Laplace noise to ensure differential privacy. We fix the width (resp. depth) of our count-sketch to be  $w_s = 10^8$  (resp.  $d_s = 10$ ) and add Laplace Noise with scaling factor  $b = d_s / \epsilon_{pri} = 5$  to preserve  $\epsilon_{pri} = 2$ -differential privacy. Since we were not optimizing for space we set the number of columns  $w_s$  to be large to minimize the probability of hash collisions and increase the accuracy of frequency estimation. Each cell is encoded by an 8-byte `double` type (because of Laplace noise) so the total size of the sketch is 8 GB.

<sup>7</sup>BITEOPT maintains a population list of previously evaluated solutions that are ordered in cost (objective function value). The whole population evolves towards a lower cost. On every iteration, the solution with the highest cost in the list can be replaced with a new solution, and the list is reordered. The solution vectors are spanned apart from each other to cover a larger parameter search space collectively. Besides that, a range of parameter randomization and the "step in the right direction" (Differential Evolution "mutation") operations are used that probabilistically make the population evolve to be "fittest ones (lower cost solutions). BITEOPT's hyper-parameters (probabilities) were pre-selected and are not supposed to be changed. We give a more detailed introduction of BITEOPT in the appendix.

The populated sketch can also be used to recover a noisy version  $D^{dp}$  of the password dataset  $D$ . In particular,  $D^{dp}$  is obtained by assigning a unique string  $pw_i$  (password) to each column  $i \leq w_s$  and then setting the frequency of  $pw_i$  to be  $\min_{j \leq d_s} T[i, j]$ .

## IX. EMPIRICAL ANALYSIS

We now perform several experiments to evaluate the performance of our information signaling mechanism empirically. In the first set of experiments, we evaluate the performance of information signaling under the idealistic assumption that the authentication server has perfect knowledge of the password distribution. In the second set of experiments, we evaluate the performance under the assumption that the signaling matrix optimized with respect to a different distribution  $\mathbb{P}_{D^{dp}}$  i.e., based on dataset  $D^{dp}$  extracted from a differentially private sketch of the user passwords. In the final set of experiments, we evaluate the performance against online attacks i.e.,  $v/k \leq 10^5$ . Each experiment is repeated for three large password datasets  $D$ : RockYou, Yahoo, and LinkedIn.

Recall that in our analysis we assume that the empirical distribution  $\mathbb{P}_D$  is the real distribution. In reality if  $D$  consists of  $N$  iid samples from  $\mathbb{P}$  then for unique passwords  $pw \in D$  we cannot assume that our empirical estimate is accurate i.e.,  $\frac{1}{N} \approx \Pr_{x \sim \mathbb{P}}[x = pw]$ . We use dotted lines in our plots to highlight regions where we cannot be confident that we would get similar answers if we evaluated with respect to the real distribution  $\mathbb{P}$ .

### A. Signaling with Perfect Knowledge

In this setting, we make the assumption that the authentication server knows the password distribution beforehand. The signaling matrix is trained and tested on the empirical dataset  $D$  (RockYou, Yahoo! or LinkedIn). Specifically, we call procedures  $\mathbf{S} = \text{genSigMat}(v, k, d, D)$  and  $P_{adv}^s = \text{evaluate}(v, k, d, \mathbf{S}, D)$  sequentially.

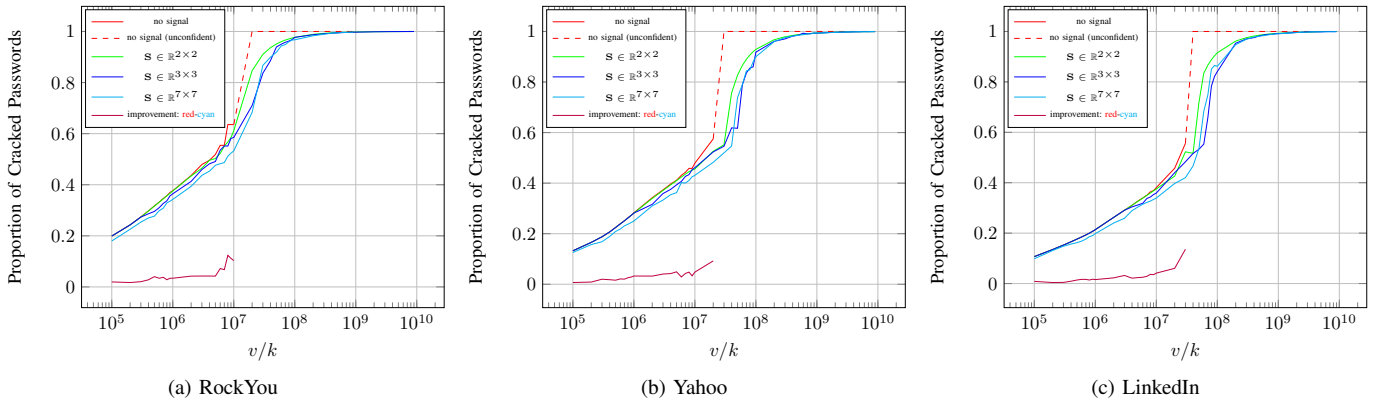


Fig. 1. Signaling with Perfect Knowledge

Take the RockYou dataset as our analytical example. We first look at how the signaling matrix affects the adversary's expected success rate in cracking a random password (Fig. 1a). Ignoring  $v/k$  values where the red line is dotted (indicating uncertainty<sup>8</sup>) we find that the adversary success rate is reduced by up to 10% for the RockYou dataset (11% for Yahoo and 13% for LinkedIn).

The size of the matrices also plays an important role. Generally, matrices of larger size ( $\mathbf{S} \in \mathbb{R}^{7 \times 7}$ ) yield lower adversary success rates than matrices of small size ( $\mathbf{S} \in \mathbb{R}^{2 \times 2}$  and  $\mathbf{S} \in \mathbb{R}^{3 \times 3}$ ) when  $v/k < 2 \cdot 10^7$ . Above that ratio the advantage is not obvious, sometimes 3 by 3 matrices even outperform 7 by 7 matrices. This might be because the experiment iteration number of BITEOPT is not large enough for the optimization problem of 42 variables (7 by 7 matrices) but is good enough for that of 6 variables (3 by 3 matrices). Another reason might be the advantage of fine granularity of signals diminishes as more passwords are cracked.

**Which accounts are cracked?** As Fig. 1a demonstrates information signaling can substantially reduce the overall fraction of cracked passwords i.e., many previously cracked passwords are now protected. It is natural to ask whether there are any unlucky users  $u$  whose password is cracked after information signaling *even though* their account was safe before signaling. Let  $X_u$  (resp.  $L_u$ ) denote the event that user  $u$  is unlucky (resp. lucky) i.e., a rational attacker would originally not crack  $pw_u$ , but after information signaling the account is cracked. We measured  $E[X_u]$  (See Figure 2) and  $E[L_u]$  for various  $v/k$  values under each dataset. Generally, we find that the fraction of unlucky users  $E[X_u]$  is small in most cases e.g.  $\leq 0.01$  although we found one instance where  $E[L_u] \approx 0.08$ . For example, when  $v/k = 10^7$  we measured that  $E[X_u] \approx 0.0066$  and  $E[L_u] \approx 0.048$  (LinkedIn). In all instances the net advantage  $E[L_u] - E[X_u]$  remains positive.

<sup>8</sup>The predictions might be quite different if we were able to evaluate on the real (unknown) distribution  $\mathbb{P}$ .

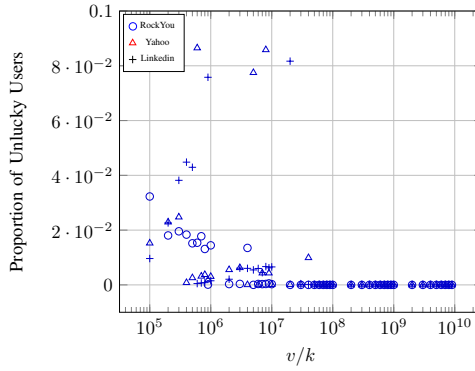


Fig. 2. Proportion of unlucky users for various datasets ( $E[X_u]$ )

### B. Signaling with Imperfect Knowledge

Contrasted with perfect knowledge, in this setting the server does not know password distribution at the time of user registration and has to collect all password data before generating signals. As a simulation of imperfect knowledge, this experiment consists of following steps:

- 1) populate the count sketch with  $D_u$ . At the initialization stage of the count sketch, Laplace noise is added to ensure differential privacy.
- 2) extract the minimum of each column of the sketch to obtain a frequency list with differential privacy  $D^{dp}$ .
- 3) train the signaling matrix on  $D^{dp}$ , namely,  $\mathbf{S} = \text{genSigMat}(v, k, d, D^{dp})$  (the strength oracle is also obtained from the differentially private sketch).
- 4) test the signaling matrix  $\mathbf{S}$  obtained from step 4 on the real dataset  $D$ , namely, call procedure  $P_{adv}^S = \text{evaluate}(v, k, d, \mathbf{S}, D)$ .

We used a sketch of size  $10^8 \times 10$  ( $w_s = \lceil 2/\epsilon_{err} \rceil$ ,  $d_s = \lceil -1 * \ln(1 - \delta) / \ln 2 \rceil$ ) with error parameters  $\epsilon_{err} = 0.00000002$  and  $\delta = 0.999$ ). Our signaling matrix dimension is fixed as  $d = 7$ . Results are shown in Fig. 3.

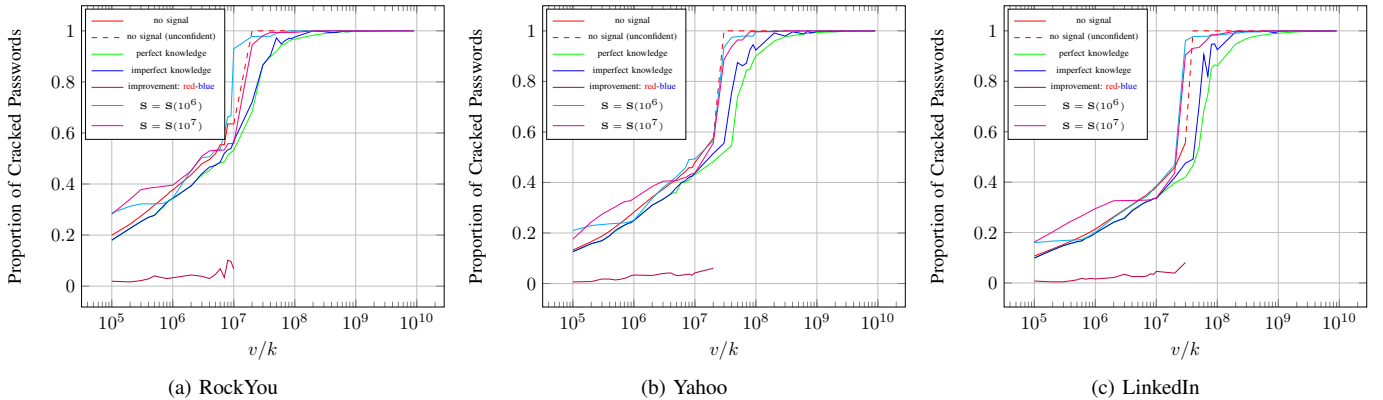


Fig. 3. Signaling with Imperfect Knowledge

From Fig. 3a, we observe that the imperfect knowledge curve coincides with perfect knowledge before  $2 \times 10^6$  and begins to diverge afterward. This is because the adversary is targeting high-frequency passwords when  $v/k < 2 \times 10^6$ , the noised version of frequency list  $D^{dp}$  has relatively accurate estimations for those frequencies, so signaling with imperfect knowledge performs as good as signaling with perfect knowledge. As  $v/k$  increases, passwords with low frequency (passwords occur twice or once) begin to be cracked and sketch cells populated with low frequencies are sensitive to hash collisions and Laplace noises, resulting in inaccurate estimations for low frequencies, thus signaling with imperfect knowledge does not perform as well.

There are some spikes at the end of the curve, sometimes resulting in a lower adversary success rate at a higher  $v/k$  point. The lack of monotonicity occurs because BITEOPT is a heuristic algorithm that does not always find the optimal signaling matrix. We verified that monotonicity is recovered if the same signaling matrix were to be used at each of the turbulent points.

a) *Robustness*: We also evaluated the robustness of the signaling matrix when the defender's estimate of the ratio  $v/k$  is inaccurate. In particular, we generated the signaling matrix  $\mathbf{S}(10^6)$  (resp.  $\mathbf{S}(10^7)$ ) which was optimized with respect to the

ratio  $v/k = 10^6$  (resp.  $10^7$ ) and evaluated the performance of both signaling matrices against an attacker with different  $v/k$  ratios. We find that password signaling is tolerant even if our estimate of  $v/k$  is off by a small multiplicative constant factor e.g., 2. For example, in Fig. 3b the signaling matrix  $\mathbf{S}(10^7)$  outperforms the no-signaling case even when the real  $v/k$  ratio is as large as  $2 \times 10^7$ . In the “downhill” direction, even if the estimation of  $v/k$  deviates from its true value up to  $5 \times 10^6$  at anchor point  $10^7$  it is still advantageous for the server to deploy password signaling.

### C. Password Signaling against Online Attacks

We can extend the experiment from password signaling with imperfect knowledge to an online attack scenario. One common way to throttle online attackers is to require the attacker to solve a CAPTCHA challenge [77] (or provide some other proof of work) after each incorrect login attempt [78]. One advantage of this approach is that a malicious attacker cannot lockout an honest user by repeatedly submitting incorrect passwords [79]. However, the solution also allows an attacker to continue trying to crack the password as long as s/he is willing to continue paying the cost to solve the CAPTCHA/PoW challenges. When modeling a rational online password we will assume that  $v/k \leq 10^5$  as the cost to pay a human to solve a CAPTCHA challenge (e.g.,  $\$10^{-3}$ ) is typically much larger than the cost to evaluate a memory-hard cryptographic hash function (e.g.,  $\$10^{-8}$ ).

a) *Implementing Password Signaling:* One naive way to implement password signaling in an online would simply be to send back the signal noisy signal  $sig_u$  along with any incorrect login attempt. We would propose a solution where users with stronger signal  $sig_u$  are shown more leniency initially e.g., the server might reasonably allow 10 incorrect login attempts before throttling if the password is signaled as strong while they might allow just 3 attempts before throttling if the password is weak. This might provide motivation for users to pick stronger passwords. The attacker can indirectly infer the signal  $sig_u$  by measuring this delay.

Since we consider  $v/k \leq 10^5$  we modify the strength levels for our getStrength oracle accordingly i.e., to distinguish between passwords among the top  $10^4$  (green curve) or top  $10^3$  (blue curve) in our dataset  $D$ . As before we fix the signaling matrix dimension to be  $d = 7$ . The results are shown in Fig. 4.

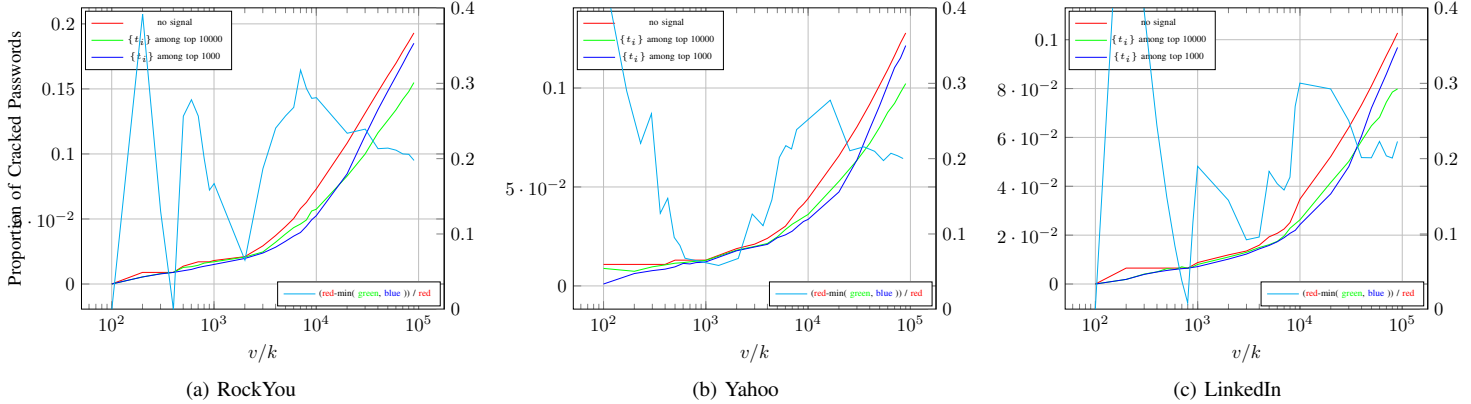


Fig. 4. Password Signaling against Online Attacks

Our empirical analysis demonstrates that information signaling can be an effective defense against even online attackers. In Fig. 4a, when  $v/k = 7000$ , the comparative difference is 31% i.e., we can rescue 31% of user’s whose passwords would have been cracked. Similar observations hold true for the other two datasets, Yahoo and LinkedIn, except for the concrete values.

We observe that the blue curve performs better than the green curve when  $v/k$  is small (e.g.,  $v/k < 2 \times 10^4$  in Fig. 4a) and that the green curve performs better when  $v/k$  is larger. This is because we want to have a fine-grained partition for the weaker (top  $10^3$ ) passwords that the adversary might target when  $v/k$  is small.

### D. Discussion

While our experimental results are positive, we stress that there are several questions that would need to be addressed before we recommend deploying information signaling to protect against offline attacks.

- Can we accurately predict the ratio  $v/k$ ? Our results suggest that information signaling is useful even when our estimates deviate by a factor of 2. However, if our estimates are wildly off then information signaling could be harmful.
- How would users react to information signaling? In information signaling, some users with weaker passwords will get lucky and draw a signal that protects them against offline attacks while other users will not be so lucky.
- Can we analyze the behavior of rational targeted attackers? We only consider an untargeted adversary who has a constant password value expectation for all accounts. In some settings, an attacker might place a higher value on some passwords

e.g., celebrity accounts. Can we predict how a targeted attacker would behave if the value  $v_u$  varied from user to user? Similarly, a targeted adversary could exploit demographic and/or biographical knowledge to improve password guessing attacks e.g., see [80].

- What happens when  $v/k$  is large? As  $v/k$  grows large we become increasingly less confident in how our information signaling would perform relative to the real (unknown) password distribution  $\mathbb{P}$ . The empirical distribution  $\mathbb{P}_D$  provides a good approximating when  $v/k$  is small, but when  $v/k \geq 10^8$  we cannot make any confident predictions.

## X. CONCLUSIONS

We introduced information signaling as a novel, yet counter-intuitive, defense against rational password attackers. We introduced a Stackelberg game model to capture the interaction between the authentication server and presented an algorithm for the authentication server to optimize its signaling matrix. We ran empirical experiments to evaluate the effectiveness of password signaling on three datasets: RockYou, Yahoo, and LinkedIn, results show that up to 13% of LinkedIn passwords (in the confident zone) that would have been cracked can be saved by deploying password signaling. We view our positive experimental results as a proof of concept which motivates further exploration of password signaling.

## XI. ACKNOWLEDGMENTS

This work was supported by NSF grant number 1755708 and Rolls-Royce through a Doctoral Fellowship.

## REFERENCES

- [1] J. Blocki and A. Datta, "CASH: A cost asymmetric secure hash algorithm for optimal password protection," in *IEEE 29th Computer Security Foundations Symposium*, 2016, pp. 371–386.
- [2] J. Blocki, B. Harsha, and S. Zhou, "On the economics of offline password cracking," in *2018 IEEE Symposium on Security and Privacy*. IEEE Computer Society Press, May 2018, pp. 853–871.
- [3] J. Bonneau, "The science of guessing: Analyzing an anonymized corpus of 70 million passwords," in *2012 IEEE Symposium on Security and Privacy*. IEEE Computer Society Press, May 2012, pp. 538–552.
- [4] J. Blocki, A. Datta, and J. Bonneau, "Differentially private password frequency lists," in *NDSS 2016*. The Internet Society, Feb. 2016.
- [5] J. Blocki and B. Harsha, "LinkedIn password frequency corpus," 2019. [Online]. Available: [https://figshare.com/articles/linkedin\\_files\\_zip/7350287](https://figshare.com/articles/linkedin_files_zip/7350287)
- [6] J. Campbell, W. Ma, and D. Kleeman, "Impact of restrictive composition policy on user password choices," *Behaviour & Information Technology*, vol. 30, no. 3, pp. 379–388, 2011.
- [7] S. Komanduri, R. Shay, P. G. Kelley, M. L. Mazurek, L. Bauer, N. Christin, L. F. Cranor, and S. Egelman, "Of passwords and people: measuring the effect of password-composition policies," in *CHI*, 2011, Conference Proceedings, pp. 2595–2604. [Online]. Available: <http://dl.acm.org/citation.cfm?id=1979321>
- [8] R. Shay, S. Komanduri, P. G. Kelley, P. G. Leon, M. L. Mazurek, L. Bauer, N. Christin, and L. F. Cranor, "Encountering stronger password requirements: user attitudes and behaviors," in *Proceedings of the Sixth Symposium on Usable Privacy and Security*, ser. SOUPS '10. New York, NY, USA: ACM, 2010, pp. 2:1–2:20. [Online]. Available: <http://doi.acm.org/10.1145/1837110.1837113>
- [9] J. M. Stanton, K. R. Stam, P. Mastrangelo, and J. Jolton, "Analysis of end user security behaviors," *Comput. Secur.*, vol. 24, no. 2, pp. 124–133, Mar. 2005.
- [10] P. G. Inglesant and M. A. Sasse, "The true cost of unusable password policies: Password use in the wild," in *Proceedings of the SIGCHI Conference on Human Factors in Computing Systems*, ser. CHI '10. New York, NY, USA: ACM, 2010, pp. 383–392. [Online]. Available: <http://doi.acm.org/10.1145/1753326.1753384>
- [11] R. Shay, S. Komanduri, A. L. Durity, P. S. Huh, M. L. Mazurek, S. M. Segreti, B. Ur, L. Bauer, N. Christin, and L. F. Cranor, "Can long passwords be secure and usable?" in *Proceedings of the SIGCHI Conference on Human Factors in Computing Systems*, ser. CHI '14. New York, NY, USA: ACM, 2014, pp. 2927–2936. [Online]. Available: <http://doi.acm.org/10.1145/2556288.2557377>
- [12] S. Komanduri, R. Shay, L. F. Cranor, C. Herley, and S. Schechter, "Telepathwords: Preventing weak passwords by reading users' minds," in *23rd USENIX Security Symposium (USENIX Security 14)*. San Diego, CA: USENIX Association, Aug. 2014, pp. 591–606. [Online]. Available: <https://www.usenix.org/conference/usenixsecurity14/technical-sessions/presentation/komanduri>
- [13] B. Ur, P. G. Kelley, S. Komanduri, J. Lee, M. Maass, M. Mazurek, T. Passaro, R. Shay, T. Vidas, L. Bauer, N. Christin, and L. F. Cranor, "How does your password measure up? the effect of strength meters on password creation," in *Proceedings of USENIX Security Symposium*, 2012, Conference Proceedings.
- [14] X. Carnavalet and M. Mannan, "From very weak to very strong: Analyzing password-strength meters," in *NDSS 2014*. The Internet Society, Feb. 2014.
- [15] M. Steves, D. Chisnell, A. Sasse, K. Krol, M. Theofanos, and H. Wald, "Report: Authentication diary study," National Institute of Standards and Technology (NIST), Tech. Rep. NISTIR 7983, 2014.
- [16] D. Florêncio, C. Herley, and P. C. Van Oorschot, "An administrator's guide to Internet password research," in *Proceedings of the 28th USENIX Conference on Large Installation System Administration*, ser. LISA'14, 2014, pp. 35–52.
- [17] A. Adams and M. A. Sasse, "Users are not the enemy," *Communications of the ACM*, vol. 42, no. 12, pp. 40–46, 1999.
- [18] J. Blocki, S. Komanduri, A. Procaccia, and O. Sheffet, "Optimizing password composition policies," in *Proceedings of the fourteenth ACM conference on Electronic commerce*. ACM, 2013, pp. 105–122.
- [19] R. Morris and K. Thompson, "Password security: A case history," *Communications of the ACM*, vol. 22, no. 11, pp. 594–597, 1979.
- [20] M. Weir, S. Aggarwal, B. de Medeiros, and B. Glodek, "Password cracking using probabilistic context-free grammars," in *2009 IEEE Symposium on Security and Privacy*. IEEE Computer Society Press, May 2009, pp. 391–405.
- [21] P. G. Kelley, S. Komanduri, M. L. Mazurek, R. Shay, T. Vidas, L. Bauer, N. Christin, L. F. Cranor, and J. Lopez, "Guess again (and again and again): Measuring password strength by simulating password-cracking algorithms," in *2012 IEEE Symposium on Security and Privacy*. IEEE Computer Society Press, May 2012, pp. 523–537.
- [22] R. Veras, C. Collins, and J. Thorpe, "On semantic patterns of passwords and their security impact," in *NDSS 2014*. The Internet Society, Feb. 2014.
- [23] C. Castelluccia, M. Dürmuth, and D. Perito, "Adaptive password-strength meters from Markov models," in *NDSS 2012*. The Internet Society, Feb. 2012.
- [24] C. Castelluccia, A. Chaabane, M. Dürmuth, and D. Perito, "When privacy meets security: Leveraging personal information for password cracking," *arXiv preprint arXiv:1304.6584*, 2013.

- [25] J. Ma, W. Yang, M. Luo, and N. Li, "A study of probabilistic password models," in *2014 IEEE Symposium on Security and Privacy*. IEEE Computer Society Press, May 2014, pp. 689–704.
- [26] B. Ur, S. M. Segreti, L. Bauer, N. Christin, L. F. Cranor, S. Komanduri, D. Kurilova, M. L. Mazurek, W. Melicher, and R. Shay, "Measuring real-world accuracies and biases in modeling password guessability," in *USENIX Security 2015*, J. Jung and T. Holz, Eds. USENIX Association, Aug. 2015, pp. 463–481.
- [27] W. Melicher, B. Ur, S. M. Segreti, S. Komanduri, L. Bauer, N. Christin, and L. F. Cranor, "Fast, lean, and accurate: Modeling password guessability using neural networks," in *USENIX Security 2016*, T. Holz and S. Savage, Eds. USENIX Association, Aug. 2016, pp. 175–191.
- [28] E. Liu, A. Nakanishi, M. Golla, D. Cash, and B. Ur, "Reasoning analytically about password-cracking software," in *2019 IEEE Symposium on Security and Privacy (SP)*. IEEE, 2019, pp. 380–397.
- [29] "Hashcast: advanced password recovery." [Online]. Available: <https://hashcat.net/hashcat/>
- [30] S. Designer, "John the ripper password cracker," 2006.
- [31] N. Provos and D. Mazieres, "Bcrypt algorithm." USENIX, 1999.
- [32] B. Kaliski, "Pkcs# 5: Password-based cryptography specification version 2.0," 2000.
- [33] C. Percival, "Stronger key derivation via sequential memory-hard functions," in *BSDCan 2009*, 2009.
- [34] D. Boneh, H. Corrigan-Gibbs, and S. E. Schechter, "Balloon hashing: A memory-hard function providing provable protection against sequential attacks," in *ASIACRYPT 2016, Part I*, ser. LNCS, J. H. Cheon and T. Takagi, Eds., vol. 10031. Springer, Heidelberg, Dec. 2016, pp. 220–248.
- [35] A. Biryukov, D. Dinu, and D. Khovratovich, "Argon2: new generation of memory-hard functions for password hashing and other applications," in *Security and Privacy (EuroS&P), 2016 IEEE European Symposium on*. IEEE, 2016, pp. 292–302.
- [36] "Password hashing competition," <https://password-hashing.net/>.
- [37] J. Alwen, B. Chen, K. Pietrzak, L. Reyzin, and S. Tessaro, "Script is maximally memory-hard," in *EUROCRYPT 2017, Part III*, ser. LNCS, J. Coron and J. B. Nielsen, Eds., vol. 10212. Springer, Heidelberg, Apr. / May 2017, pp. 33–62.
- [38] J. Alwen and J. Blocki, "Efficiently computing data-independent memory-hard functions," in *CRYPTO 2016, Part II*, ser. LNCS, M. Robshaw and J. Katz, Eds., vol. 9815. Springer, Heidelberg, Aug. 2016, pp. 241–271.
- [39] J. Alwen, J. Blocki, and K. Pietrzak, "Depth-robust graphs and their cumulative memory complexity," in *EUROCRYPT 2017, Part III*, ser. LNCS, J. Coron and J. B. Nielsen, Eds., vol. 10212. Springer, Heidelberg, Apr. / May 2017, pp. 3–32.
- [40] J. Blocki, B. Harsha, S. Kang, S. Lee, L. Xing, and S. Zhou, "Data-independent memory hard functions: New attacks and stronger constructions," in *Annual International Cryptology Conference*. Springer, 2019, pp. 573–607.
- [41] B. Harsha and J. Blocki, "Just in time hashing," in *2018 IEEE European Symposium on Security and Privacy (EuroS&P)*. IEEE, 2018, pp. 368–383.
- [42] A. Everspaugh, R. Chatterjee, S. Scott, A. Juels, and T. Ristenpart, "The pythia PRF service," in *USENIX Security 2015*, J. Jung and T. Holz, Eds. USENIX Association, Aug. 2015, pp. 547–562.
- [43] J. Camenisch, A. Lysyanskaya, and G. Neven, "Practical yet universally composable two-server password-authenticated secret sharing," in *ACM CCS 2012*, T. Yu, G. Danezis, and V. D. Gligor, Eds. ACM Press, Oct. 2012, pp. 525–536.
- [44] R. W. F. Lai, C. Egger, D. Schröder, and S. S. M. Chow, "Phoenix: Rebirth of a cryptographic password-hardening service," in *USENIX Security 2017*, E. Kirda and T. Ristenpart, Eds. USENIX Association, Aug. 2017, pp. 899–916.
- [45] J. G. Brainard, A. Juels, B. Kaliski, and M. Szydlo, "A new two-server approach for authentication with short secrets," in *USENIX Security 2003*. USENIX Association, Aug. 2003.
- [46] A. Juels and R. L. Rivest, "Honeywords: making password-cracking detectable," in *ACM CCS 2013*, A.-R. Sadeghi, V. D. Gligor, and M. Yung, Eds. ACM Press, Nov. 2013, pp. 145–160.
- [47] R. Canetti, S. Halevi, and M. Steiner, "Mitigating dictionary attacks on password-protected local storage," in *CRYPTO 2006*, ser. LNCS, C. Dwork, Ed., vol. 4117. Springer, Heidelberg, Aug. 2006, pp. 160–179.
- [48] J. Blocki, M. Blum, and A. Datta, "Gotcha password hackers!" in *Proceedings of the 2013 ACM workshop on Artificial intelligence and security*. ACM, 2013, pp. 25–34.
- [49] J. Blocki and H.-S. Zhou, "Designing proof of human-work puzzles for cryptocurrency and beyond," in *TCC 2016-B, Part II*, ser. LNCS, M. Hirt and A. D. Smith, Eds., vol. 9986. Springer, Heidelberg, Oct. / Nov. 2016, pp. 517–546.
- [50] Y. Tian, C. Herley, and S. Schechter, "Stoppguessing: Using guessed passwords to thwart online guessing," in *Proc. IEEE European Symp. Security and Privacy (EuroS&P 2019)*, 2019, pp. 17–19.
- [51] J. Blocki and W. Zhang, "Dalock: Distribution aware password throttling," *arXiv preprint arXiv:2005.09039*, 2020.
- [52] D. A. F. Florêncio and C. Herley, "One-time password access to any server without changing the server," in *ISC 2008*, ser. LNCS, T.-C. Wu, C.-L. Lei, V. Rijmen, and D.-T. Lee, Eds., vol. 5222. Springer, Heidelberg, Sep. 2008, pp. 401–420.
- [53] A. Pashalidis and C. J. Mitchell, "Impostor: A single sign-on system for use from untrusted devices," in *IEEE Global Telecommunications Conference, 2004. GLOBECOM'04.*, vol. 4. IEEE, 2004, pp. 2191–2195.
- [54] M. Kuhn, "Otpwa one-time password login package," 1998.
- [55] S. Chiasson, P. C. van Oorschot, and R. Biddle, "Graphical password authentication using cued click points," in *ESORICS 2007*, ser. LNCS, J. Biskup and J. López, Eds., vol. 4734. Springer, Heidelberg, Sep. 2007, pp. 359–374.
- [56] R. Jhawar, P. Inglesant, N. Courtois, and M. A. Sasse, "Make mine a quadruple: Strengthening the security of graphical one-time pin authentication," in *2011 5th International Conference on Network and System Security*. IEEE, 2011, pp. 81–88.
- [57] RSA, "Rsa securid® 6100 usb token," 2003.
- [58] B. Parno, C. Kuo, and A. Perrig, "Phoolproof phishing prevention," in *FC 2006*, ser. LNCS, G. Di Crescenzo and A. Rubin, Eds., vol. 4107. Springer, Heidelberg, Feb. / Mar. 2006, pp. 1–19.
- [59] A. Ross, J. Shah, and A. K. Jain, "From template to image: Reconstructing fingerprints from minutiae points," *IEEE transactions on pattern analysis and machine intelligence*, vol. 29, no. 4, pp. 544–560, 2007.
- [60] J. Daugman, "How iris recognition works," in *The essential guide to image processing*. Elsevier, 2009, pp. 715–739.
- [61] P. S. Aleksic and A. K. Katsaggelos, "Audio-visual biometrics," *Proceedings of the IEEE*, vol. 94, no. 11, pp. 2025–2044, 2006.
- [62] J. Bonneau, C. Herley, P. C. van Oorschot, and F. Stajano, "The quest to replace passwords: A framework for comparative evaluation of web authentication schemes," in *2012 IEEE Symposium on Security and Privacy*. IEEE Computer Society Press, May 2012, pp. 553–567.
- [63] C. Herley and P. Van Oorschot, "A research agenda acknowledging the persistence of passwords," *IEEE Security & Privacy*, vol. 10, no. 1, pp. 28–36, 2011.
- [64] S. Schechter, C. Herley, and M. Mitzenmacher, "Popularity is everything: A new approach to protecting passwords from statistical-guessing attacks," in *Proceedings of the 5th USENIX conference on Hot topics in security*. USENIX Association, 2010, pp. 1–8.
- [65] C. Dwork, F. McSherry, K. Nissim, and A. Smith, "Calibrating noise to sensitivity in private data analysis," in *TCC 2006*, ser. LNCS, S. Halevi and T. Rabin, Eds., vol. 3876. Springer, Heidelberg, Mar. 2006, pp. 265–284.
- [66] G. Cormode, C. Procopiuc, D. Srivastava, and T. T. Tran, "Differentially private summaries for sparse data," in *Proceedings of the 15th International Conference on Database Theory*, 2012, pp. 299–311.

- [67] M. Fossi, E. Johnson, D. Turner, T. Mack, J. Blackbird, D. McKinney, M. K. Low, T. Adams, M. P. Laucht, and J. Gough, “Symantec report on the underground economy,” November 2008, retrieved 1/8/2013.
- [68] M. Stockley, “What your hacked account is worth on the dark web,” Aug 2016. [Online]. Available: <https://nakedsecurity.sophos.com/2016/08/09/what-your-hacked-account-is-worth-on-the-dark-web/>
- [69] L. Ren and S. Devadas, “Bandwidth hard functions for ASIC resistance,” in *TCC 2017, Part I*, ser. LNCS, Y. Kalai and L. Reyzin, Eds., vol. 10677. Springer, Heidelberg, Nov. 2017, pp. 466–492.
- [70] J. Blocki, B. Harsha, S. Kang, S. Lee, L. Xing, and S. Zhou, “Data-independent memory hard functions: New attacks and stronger constructions,” Cryptology ePrint Archive, Report 2018/944, 2018, <https://eprint.iacr.org/2018/944>.
- [71] N. Hansen, “The cma evolution strategy: A comparing review,” 2006.
- [72] C. Audet, S. Le Digabel, and C. Tribes, “NOMAD user guide,” Les cahiers du GERAD, Tech. Rep. G-2009-37, 2009. [Online]. Available: <https://www.gerad.ca/nomad/Downloads/userguide.pdf>
- [73] M. Abramson, C. Audet, G. Couture, J. Dennis, Jr., S. Le Digabel, and C. Tribes, “The NOMAD project,” Software available at <https://www.gerad.ca/nomad/>. [Online]. Available: <https://www.gerad.ca/nomad/>
- [74] M. Eldred, B. Bichon, B. Adams, and S. Mahadevan, *Overview of reliability analysis and design capabilities in DAKOTA with application to shape optimization of MEMS*, 01 2008, pp. 401–432.
- [75] Biteopt. [Online]. Available: <https://github.com/avaneev/biteopt>
- [76] Black box optimization competition. [Online]. Available: <https://www.ini.rub.de/PEOPLE/glasmtbl/projects/bbcomp/index.html>
- [77] L. von Ahn, M. Blum, N. J. Hopper, and J. Langford, “CAPTCHA: Using hard AI problems for security,” in *EUROCRYPT 2003*, ser. LNCS, E. Biham, Ed., vol. 2656. Springer, Heidelberg, May 2003, pp. 294–311.
- [78] B. Pinkas and T. Sander, “Securing passwords against dictionary attacks,” in *ACM CCS 2002*, V. Atluri, Ed. ACM Press, Nov. 2002, pp. 161–170.
- [79] “Hackers find new way to bilk eBay users - CNET,” 2019. [Online]. Available: <https://www.cnet.com/news/hackers-find-new-way-to-bilk-ebay-users/>
- [80] D. Wang, Z. Zhang, P. Wang, J. Yan, and X. Huang, “Targeted online password guessing: An underestimated threat,” in *ACM CCS 2016*, E. R. Weippl, S. Katzenbeisser, C. Kruegel, A. C. Myers, and S. Halevi, Eds. ACM Press, Oct. 2016, pp. 1242–1254.
- [81] W. E. Burr, D. F. Dodson, E. M. Newton, R. A. Perlner, W. T. Polk, S. Gupta, and E. A. Nabbus, “Sp 800-63-1. electronic authentication guideline,” 2011.
- [82] D. L. Wheeler, “zxcvbn: Low-budget password strength estimation,” in *25th {USENIX} Security Symposium ({USENIX} Security 16)*, 2016, pp. 157–173.

## APPENDIX A BITEOPT ALGORITHM

One iteration of BITEOPT is in essence a state automate which includes 7 stages (see Fig. 5 where  $q_1, \dots, q_4$  are state transformation probability):

- Initialization stage: randomly generate a list of solutions  $\mathbf{x}$  (population size is  $size_p$ ) ordered in cost, chose one of 4 best solutions to be evolved,  $x_{new} = x_{best}$ .
- Stage 1: perform the “step in the right direction operation using the random previous solution, chosen best and worst solutions, plus a difference of two other random solutions. This is conceptually similar to Differential Evolution’s “mutation operation. The used worst solution is randomly chosen from 3 worst solutions.

$$x_{new} = x_{best} - \frac{(x_{worst} - x_{rand} - (x_{rand2} - x_{rand3}))}{2}.$$

- Intermediate stage.
- Stage 2: perform “bitmask inversion operation for a single (or multiple) parameter value(s). Below,  $i$  is either equal to  $rand(1, d(d-1))$  or in the range  $[1 : d(d-1)]$ , depending on a hyper-parameter  $AllpProb$ .  $\gg$  is a bit shift-right operation,  $MantSize$  is a constant equal to 54,  $MantSizeSh$  is a hyper-parameter that limits bit shift operation range. Actual implementation is more complex as it uses average of two such operations.

$$mask = (2^{MantSize} - 1) \gg [rand(0 \dots 1)^4 \cdot MantSizeSh],$$

$$x_{new}[i] = \frac{\lfloor x_{new}[i] \cdot 2^{MantSize} \rfloor \otimes mask}{2^{MantSize}}.$$

- Stage 3: perform the “random move around operation. This operation is performed twice.

$$x_{new}[i] = x_{new}[i] - rand(-1 \dots 1) \cdot q_3 \cdot (x_{new}[i]) - x_{rand}[i].$$

- Stage 4: An alternative randomization method is used involving the best solution, centroid vector and a random solution.

$$x_{new}[i] = x_{new}[i] + (-1)^j (x_{cent}[i] - x_{new}[i]),$$

$$i = 1, \dots, d(d-1), s \in 1, 2 = (rand(0 \dots 1) < 0.5 ? 1 : 2)$$

- Stage 5: perform “short-cut parameter vector change operation.

$$z = x_{new}[rand(1 \dots d(d-1))],$$

$$x_{new}[i] = z, \forall i = 1, \dots, d(d-1).$$

- Decision stage: If the cost  $x_{new}$  is less than the worst cost of current population, then  $x_{new}$  is accepted; otherwise, it will be rejected.



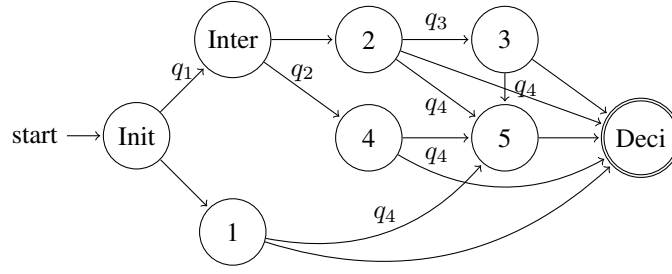


Fig. 5. State automate of one iteration of BITEOPT

## APPENDIX B COMPUTATION SIMPLIFICATION USING EQUIVALENCE CLASS LIST

Often the number of unique passwords is much larger than the number of equivalence classes. We would like to tailor our algorithm to equivalence class instead of individual passwords to improve efficiency. The following theorem states that the adversary can check the entire equivalence classes at once, thus reduce the computation time.

**Theorem 1.** *Let  $(\pi^*, B^*)$  be the optimal strategy of adversary and given two passwords  $pw_i$  and  $pw_j$  in the same equivalence class. Then*

$$\text{Ind}_{\pi^*}(pw_i) \leq B^* \Leftrightarrow \text{Ind}_{\pi^*}(pw_j) \leq B^*, \quad (12)$$

where  $\text{Ind}_{\pi^*}(pw_i)$  denotes the index of  $pw_i$  in optimal checking sequence  $\pi^*$ .

*Proof.* Suppose for contradiction that the optimal strategy checks  $pw_i$  but not  $pw_j$ . Then WLOG we can assume that  $\text{Inv}_{\pi^*}(i) = B^*$  is the last password to be checked and that  $\text{Inv}_{\pi^*}(j) = B^* + 1$  is the next password to be checked (otherwise, we can swap  $pw_j$  with the password in the equivalence class that will be checked next). Since  $pw_i$  and  $pw_j$  are in the same equivalence class, we have  $\Pr[pwd_i] = \Pr[pwd_j]$ . The marginal utility of checking  $pwd_i$  is

$$\Delta_i = v \Pr[pw_i] - k(1 - \lambda(\pi^*, B^*)).$$

Because checking  $pw_i$  is part of the optimal strategy, it must be the case  $\Delta_i \geq 0$ . Otherwise, we would immediately derive a contradiction since the strategy  $(\pi^*, B^* - 1)$  would have greater utility than  $(\pi^*, B^*)$ . Now the marginal utility  $\Delta_j = U_{ADV}(v, k, (\pi^*, B^* + 1)) - U_{ADV}(v, k, (\pi^*, B^*))$  of checking  $pw_j$  as well is

$$\Delta_j = v \Pr[pw_j] - k(pw_j)(1 - \lambda(\pi^*, B^*) - \Pr[pw_j]) > \Delta_i \geq 0.$$

Since  $\Delta_j > 0$  we have  $U_{ADV}(v, k, (\pi^*, B^* + 1)) > U_{ADV}(v, k, (\pi^*, B^*))$  contradicting the optimality of  $(\pi^*, B^*)$ .  $\square$

This theorem implies that passwords in the same equivalence class are essentially identical from the perspective of the adversary. If the optimal strategy indicates to check a password in an equivalence class, then checking all the passwords in that equivalence class is also optimal. Immediately follows Corollary 2.

**Corollary 1.** *The optimal passwords checking number  $B^*$  lies in the list  $S = \{0, c_1, c_1 + c_2, \dots, \sum_{i=1}^{n'} c_i\}$ .*

When cracking uses accounts the adversary increases the number of guesses  $B$  by the size of the next equivalence class (if there is net profit by doing so). In short, the adversary checks passwords class by class instead of one by one.

**Corollary 2.** *Let  $(\pi_y^*, B_y^*)$  be the optimal strategy of adversary for signal  $y$  and given two passwords  $pw_i$  and  $pw_j$  in the same equivalence class. Then*

$$\text{Ind}_{\pi_y^*}(pw_i) \leq B_y^* \Leftrightarrow \text{Ind}_{\pi_y^*}(pw_j) \leq B_y^*, \quad (13)$$

Because  $\Pr[pw_i] = \Pr[pw_j]$ , then  $\Pr[pw_i | \text{Sig} = y] = \Pr[pw_j | \text{Sig} = y]$ . The next follows proof of Theorem 1. The corollary states that the adversary still should not differentiate passwords in an equivalence class in the presence of signals. Thus, we can apply the simplification technique of Corollary 2.

## APPENDIX C LABELING PASSWORDS STRENGTH

Based on how *score* is defined password strength can be classified into the following categories.

1) *composition strength*: For many years,  $score(pw)$  was a function of LUDS: counts of lower-and uppercase letters, digits and symbols. As a descendent of LUDS, NIST entropy, recommended by the agency in 2013 [81], remains an influential metric for password strength.

2) *pattern strength*: zxcvbn [82] combines common token lookup and pattern matching to heuristically estimate a guessing attack directly. Instead of estimating a virtual guessing attack, Probabilistic Context-Free Grammars (PCFGs) [20]–[22], Markov Models [23]–[26], Neural Networks [27] build a checking dictionary to crack passwords. We consider strength calculated from these cracking models a form of pattern strength.

3) *frequency strength*: Composition strength and pattern strength both require plaintext password data to compute, while frequency strength only requires the frequency of each password in the dataset. This allows for the use of non-plaintext password databases e.g. of the type provided by [4]. We adopt frequency strength in this work.

Given some password dataset  $D$ ,  $|D| = N$ , and the frequencies for each password  $f_i$  we can create a partition of the dataset with roughly equivalent size in descending order of password frequency. In particular, we divide the probability space  $[0, 1]$  evenly, i.e., setting strength thresholds to be  $0, 1/d, 2/d, \dots, d/d$ . Given a frequency list  $D_f$  and the frequency of a password  $f_k$ , if  $i/d < \sum_{j=1}^k f_j/N \leq (i+1)/d$  for some  $i \in 0, \dots, d-1$ , we label password of frequency  $f_k$  with strength level  $i$ .

Now we propose a heuristic algorithm to partition the password dataset as even as possible with respect to probability mass. Suppose there are  $d$  buckets representing  $d$  strength levels, we label strength for password equivalence classes backward, handing the tough nut first. We maintain 4 variables: *probMass* denoting the probability mass of current password equivalence class, *volume* the probability mass that has been “poured” in the current bucket, *capacity* the presumed ceiling of probability mass for the current bucket, *labeledProb* the probability mass of passwords that have been labeled with a strength level. Initially, *capacity* of the last bucket is  $1/d$ , *volume* of the last bucket is the probability of the last equivalence class  $\frac{f_n}{N} * c_n$ . If  $\frac{f_n}{N} * c_n \geq 1/d$  which is typically the case, even though this is a violation of the constraint  $volume \leq capacity$ , we still allow last equivalence class to be put in the last bucket (only for the first violation); If  $\frac{f_n}{N} * c_n < 1/d$  we keep adding equivalence class until the bucket is full or just beginning to overflow. Then we move to the second to last bucket and *capacity* is updated as  $(1 - labeledProb)/(d-1)$ . This process goes on until we have labeled all passwords in the frequency list. After the labeling, the largest frequencies all for labels are output as the strength thresholds. Details can be found in Algorithm 4.

---

**Algorithm 4** Label strength levels for passwords

---

**Input:** Equivalence class list  $D_{eq} = \{(f_1, c_1), \dots, (f_n, c_n)\}$ , number of strength levels  $d$

**Output:** Strength thresholds  $\{t_0, \dots, t_{d-1}\}$

```

probMass = 0
volume = 0
labeledProb = 0
for  $i=n$  to 1 do
  probMass  $\leftarrow \frac{f_i}{N} \cdot c_i$ 
  volume += probMass
  capacity =  $(1 - labeledProb)/d$ 
  if volume > capacity then
    // only first violation of the constraint  $volume \leq capacity$  is allowed
    set strength level of pwds with frequency  $f_i$  to be  $d-1$ 
    labeledProb += volume
    volume = 0
     $d -= 1$ 
  else
    // no violation
    set strength level of pwds with frequency  $f_i$  to be  $d-1$ 
  end if
end for
return  $\{t_0, \dots, t_{d-1}\}$ , where  $t_i$  is the largest frequency with label  $i$ .

```

---

APPENDIX D  
STRENGTH ORACLE

Based on frequency thresholds and estimated frequency obtained from count sketch, we can construct a strength oracle.

---

**Algorithm 5** Strength oracle `getStrength()`

---

**Input:**  $\mathcal{O}_f, pw_u, \{t_0, \dots, t_{d-1}\}$ **Output:** strength level of  $pw_u$ 1:  $\tilde{f}(pw_u) \leftarrow \mathcal{O}_f(pw_u)$ 2: **for**  $i = d - 1$  **to** 0 **do**3:   **if**  $\tilde{f}(pw_u) \leq t_i$  **then**4:     **return**  $i$ 5:   **else**6:     // If the estimated frequency is larger than  $t_0$ , it will be considered as weak as level 0 pwds7:     **return** 08:   **end if**9: **end for**

---