

Space/time-efficient RDF stores based on circular suffix sorting

Nieves R. Brisaboa, Ana Cerdeira-Pena, Guillermo de Bernardo, Antonio Fariña, and Gonzalo Navarro

Abstract—In recent years, RDF has gained popularity as a format for the standardized publication and exchange of information in the Web of Data. In this paper we introduce *RDFCSA*, a data structure that is able to self-index an RDF dataset in small space and supports efficient querying. *RDFCSA* regards the triples of the RDF store as short circular strings and applies suffix sorting on those strings, so that triple-pattern queries reduce to prefix searching on the string set. The RDF store is then represented compactly using a *Compressed Suffix Array (CSA)*, a proved technology in text indexing that efficiently supports prefix searches. Our experimental evaluation shows that *RDFCSA* is able to answer triple-pattern queries in a few microseconds per result while using less than 60% of the space required by the raw original data. We also support join queries, which provide the basis for full SPARQL query support. Even though smaller-space solutions exist, as well as faster ones, *RDFCSA* is shown to provide an excellent space/time tradeoff, with fast and consistent query times within much less space than alternatives that compete in time.

Index Terms—Compact data structures, RDF, CSA, Web of Data



1 INTRODUCTION

Since the advent of the World Wide Web a few decades ago, the volume of publicly available data has been increasing at a fast pace and has become an invaluable repository of information at global scale, scattered along a large number of repositories from several sources. Since it was originally designed for direct human use, most of such information is stored in the form of unstructured Web pages and hyperlinks between them, which limits our ability to automatically access and process it. The Web of Data is an effort to provide a formal structure on the data, so that it can be published and processed in automatic form. The Web of Data builds on top of the concepts of the Semantic Web [2].

The Resource Description Framework (RDF) [3], [4] is a W3C recommendation designed to publish and share information in the Web of Data. It is based on a simple labeled-graph-like conceptual structure, but it does not enforce a specific storage format. This graph is usually regarded, for most practical purposes, as a collection of triples, or 3-tuples (source, label, target), that represent the edges in the graph. Going further in the standardization effort, a specific query language called SPARQL has been defined [5] to query RDF collections. SPARQL is based on the concept of triple-pattern, a tuple that may contain some unbound elements and that is matched against all the triples in the RDF dataset. Building on this basic selection query, SPARQL enables matching of more complex subgraphs by means of joins, which connect triples that share some component.

The ability of RDF to provide a simple format to publish information has led to its rise in popularity in recent years. The lack of an enforced physical representation format has also led to the emergence of many different solutions to efficiently store the RDF data. These solutions, generally called RDF stores or triple stores, aim at providing efficient storage and querying of the RDF dataset. Some RDF stores rely on adapting previous ideas, for instance relational databases [6]. Others build specific techniques to represent RDF, such as HEXASTORE [7], RDF-3X [8], BITMAT [9], MonetDB [10], WaterFowl [11], or HDT [12].

The main issue for modern RDF stores, as the number and size of RDF datasets increases, is the scalability of the solutions [13]. New approaches have been proposed to tackle this problem. Most solutions based on databases or custom indexes rely on caching to maintain good query performance even if the full dataset is too large to fit in main memory. New proposals of distributed stores [14], [15] provide a framework to store and query in a clustered environment, thus facilitating scalability. Finally, a number of solutions aim at achieving very efficient compression so that even large datasets can be efficiently stored and queried in main memory in regular machines, based on compact data structures; K2Triples [16] and permuted trie indexes [17] are examples of recent proposals that work in this way. Solutions such as K2Triples and the permuted trie indexes assume that RDF triples are composed of numeric identifiers, and then rely on an external compact dictionary to map RDF strings to identifiers [18], [19]. Note that those compact representations can be combined with distributed solutions in order to reduce the amount of communication, hardware, and energy costs to maintain a large RDF store within their aggregated main memories.

In this paper we introduce *RDFCSA*, a solution for the compact representation of RDF data that aims at combining good compression with consistently good query performance. *RDFCSA* is based on the compressed suffix array,

- G. Navarro is affiliated to DCC, University of Chile and Millenium Institute for Foundational Research on Data (IMFD), Santiago, Chile.
- N. R. Brisaboa, A. Cerdeira-Pena, G. de Bernardo and A. Fariña are affiliated to Universidade da Coruña and Centro de Investigación CITIC, A Coruña, Spain.

An early partial version of this article appeared in Proc SPIRE'15 [1].

or CSA [20], a data structure originally devised for text indexing that is able to store a set of sequences in compressed space and efficiently supports prefix searches. We modify the CSA to regard the triples of the RDF dataset as short circular strings. All the triple-pattern queries can then be transformed into appropriate prefix searches, which are efficiently solved with the CSA. Join queries can also be implemented by exploiting the query capabilities of the CSA. We further engineer the CSA to optimize its performance in this scenario.

We test our proposal against a variety of state-of-the-art solutions. Our experimental results show that our solution provides an excellent space/time tradeoff with respect to other solutions: K2Triples obtains better compression but is significantly slower than *RDFCSA*, whereas permuted trie indexes are uniformly faster only when using significantly more space. Additionally, our results show that, thanks to its uniform treatment of all triple-patterns, the query times of *RDFCSA* are very consistent and predictable. We also perform comparisons with other popular representations, including HDT, MonetDB, and RDF-3X, which are shown to be far from competitive with *RDFCSA*, being in most cases several times larger and/or several orders of magnitude slower.

The rest of this paper is organized as follows: Section 2 provides some additional details about RDF, as well as some of the relevant state-of-the-art alternatives, and explains the elements of the CSA data structure, necessary to understand our solution. Section 3 describes the *RDFCSA* data structure, and the basic algorithms for simple and advanced queries. Section 4 details the experimental evaluation performed. Finally, Section 5 presents the main conclusions of this work and outlines future work.

An early partial version of this article appeared in *SPIRE 2015* [1]. In this article we have extended the presentation, improved the performance of our index, included support for joins, and updated and extended the experimental comparison of our proposal. We have made our source code available at: <https://lbd.udc.es/research/rdf/>.

2 PREVIOUS CONCEPTS AND RELATED WORK

2.1 RDF, triple-patterns and SPARQL

The RDF data model is based on a graph-like representation of the data, where information about a set of entities is conceptually stored using labeled arcs in a directed graph. Given an entity *subject*, that is associated with a node, each of its properties will be represented with an outgoing arc (labeled by a *predicate*), pointing to another node (*object*) that represents the value of that property [3]. An especially useful way of seeing this graph, that is also proposed in the definition of the format, is as a collection of *triples*: we consider that an RDF dataset is a set \mathcal{R} of triples (s, p, o) (i.e. subject, predicate, object), where each triple represents an arc of the graph.

Figure 1 displays an example of an RDF dataset, represented as a graph or as a set of string triples. Each triple represents an edge of the graph, storing the source node as the subject, the label as the predicate, and the target node as the object. Note that we are using simple strings to denote subjects, predicates, and objects. Yet in RDF, subjects and

predicates must always be identified with URIs, whereas objects may be either URIs or literal values.

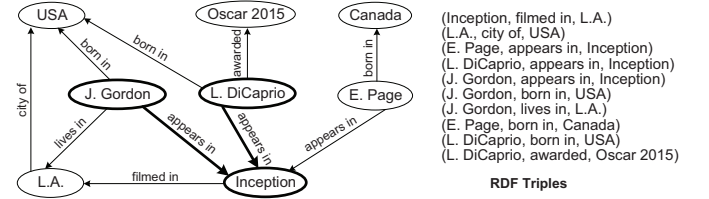


Fig. 1. Example of RDF graph and its representation as a set of triples.

RDF collections can be queried using the SPARQL query language. At the core of SPARQL are triple-patterns, also called basic graph patterns. A triple-pattern is a tuple $(subject, predicate, object)$ where each of its elements may be either *bound* or *unbound*. For instance, the pattern (s, p, o) , where all three elements are bound, asks whether subject s has a predicate (or “property”) p with value o ; the pattern $(s, p, ?o)$, where the object is unbound, asks for the objects to which subject s is associated via predicate p ; the pattern $(s, ?p, ?o)$, where both predicate and object are unbound, asks for all the pairs (p, o) corresponding to the properties of subject s .

SPARQL queries can express more complex conditions using a combination of triple-patterns. In this kind of queries, the triple-patterns are usually combined using *join variables*, that is, elements of different triple-patterns that must take the same value. For instance, the simple join operation $(s_1, p_1, ?x) \bowtie (s_2, p_2, ?x)$ asks for all the objects that are associated by the property p_1 of s_1 and the property p_2 of s_2 . For instance, to know the names of the movies where both *L. DiCaprio* and *J. Gordon* appeared in, we could ask for $(L. DiCaprio, appears\ in, ?x) \bowtie (J. Gordon, appears\ in, ?x)$, and it would return the movie *Inception*, as highlighted in Figure 1.

A wide variety of join operations can be performed depending on the bound and unbound elements in each individual pattern and also on the position of the join variables. For instance, the previous example $(s_1, p_1, ?x) \bowtie (s_2, p_2, ?x)$ is an *object-object* join; the equivalent *subject-object* and *subject-subject* joins would be $(s_1, p_1, ?x) \bowtie (?x, p_2, o_2)$ and $(?x, p_1, o_1) \bowtie (?x, p_2, o_2)$, respectively. Additionally, we may also categorize joins according to the unbound elements that appear in one or both of the patterns (e.g. $(?s_1, ?p_1, ?x) \bowtie (?s_2, p_2, ?x)$, and $(?s_1, p_1, ?x) \bowtie (?s_2, p_2, ?x)$ are different types of joins because they differ in the number of unbound elements). For example, $(?x, appears\ in, ?y) \bowtie (?x, lives\ in, ?z) \bowtie (?y, filmed\ in, ?z)$ looks for actors appearing in a movie filmed in the city where they live. This yields the binding $x = J. Gordon, y = Inception, z = L.A.$ in Figure 1.

2.2 RDF stores

As stated before, multiple solutions have been developed to efficiently store and query RDF datasets. In this section, we introduce some relevant RDF stores from the literature that are based on different compact data structures or indexing solutions. Among them, HDT and K2Triples are of special

interest to understand our work, as we share some ideas with them.

2.2.1 HDT and dictionary encoding

HDT [12], [21] is a solution for RDF storage and querying. It was originally devised as a serialization format to take advantage of the redundancy that is usual in RDF datasets, but it has gained popularity [12] thanks to its ability to achieve a relatively good compression, and its support for basic SPARQL queries [22]. One key idea in HDT is the separation of the RDF dataset in three main components: *Header*, *Dictionary*, and *Triples*. The *Header* component simply stores metadata, and is not relevant for this paper. The *Dictionary* stores the different strings appearing in the original RDF dataset, and is in charge of assigning a numeric identifier to each string and providing a bijective string-to-id translation. Finally, the *Triples* component stores the triples themselves, where each triple is a tuple with three numeric identifiers. This is relevant to our work since RDFCSA essentially solves the storage of the triples, and is compatible with the dictionary solutions in HDT, so it could be used to replace its *Triples* component.

HDT defines the decomposition format and provides basic implementations for the dictionary and the triples. Solutions for the dictionary are based on sorting and removing redundancy from the collection of strings, although further work has been pursued by the authors [18], [19]. Basic solutions for the triples rely on sorted lists that store their elements. Although originally designed for publication and exchange of RDF, HDT can also be used to query the data by enhancing the basic structure with additional indexes.

(Inception, filmed in, L.A.) (L.A., city of, USA) (E. Page, appears in, Inception) (L. DiCaprio, appears in, Inception) (J. Gordon, appears in, Inception) (J. Gordon, born in, USA) (J. Gordon, lives in, L.A.) (E. Page, born in, Canada) (L. DiCaprio, born in, USA) (L. DiCaprio, awarded, Oscar 2015)	<table><tr><td rowspan="2">SO</td><td>1</td><td>Inception</td><td rowspan="2">P</td><td>1</td><td>appears in</td><td>(1,5,2)</td></tr><tr><td>2</td><td>L. A.</td><td>2</td><td>awarded</td><td>(2,4,5)</td></tr><tr><td rowspan="2">S</td><td>3</td><td>E. Page</td><td rowspan="2"></td><td>3</td><td>born in</td><td>(3,1,1)</td></tr><tr><td>4</td><td>J. Gordon</td><td>4</td><td>city of</td><td>(5,1,1)</td></tr><tr><td rowspan="5">O</td><td>5</td><td>L. DiCaprio</td><td rowspan="5"></td><td>5</td><td>filmed in</td><td>(4,1,1)</td></tr><tr><td>3</td><td>Canada</td><td>5</td><td>filmed in</td><td>(4,3,5)</td></tr><tr><td>4</td><td>Oscar 2015</td><td>6</td><td>lives in</td><td>(4,6,2)</td></tr><tr><td>5</td><td>USA</td><td></td><td></td><td>(3,3,3)</td></tr><tr><td></td><td></td><td></td><td></td><td>(5,3,5)</td></tr></table>	SO	1	Inception	P	1	appears in	(1,5,2)	2	L. A.	2	awarded	(2,4,5)	S	3	E. Page		3	born in	(3,1,1)	4	J. Gordon	4	city of	(5,1,1)	O	5	L. DiCaprio		5	filmed in	(4,1,1)	3	Canada	5	filmed in	(4,3,5)	4	Oscar 2015	6	lives in	(4,6,2)	5	USA			(3,3,3)					(5,3,5)	<table><tr><td></td><td></td><td></td><td></td><td></td><td>(5,2,4)</td></tr></table>						(5,2,4)
SO	1		Inception	P		1	appears in	(1,5,2)																																																			
	2	L. A.	2		awarded	(2,4,5)																																																					
S	3	E. Page		3	born in	(3,1,1)																																																					
	4	J. Gordon		4	city of	(5,1,1)																																																					
O	5	L. DiCaprio		5	filmed in	(4,1,1)																																																					
	3	Canada		5	filmed in	(4,3,5)																																																					
	4	Oscar 2015		6	lives in	(4,6,2)																																																					
	5	USA				(3,3,3)																																																					
						(5,3,5)																																																					
					(5,2,4)																																																						
Original RDF Triples	Dictionary Encoding	Id-based Triples																																																									

Fig. 2. Dictionary encoding used in HDT for the set of triples in Figure 1.

Figure 2 displays the dictionary encoding used in HDT for the set of triples from Figure 1. Strings are separated in four different sets: a first set *SO* contains strings that are both subjects and objects, and then three other sets store subjects *S*, predicates *P*, and objects *O*. Each set is sorted in lexicographic order, and correlative identifiers are assigned to the elements of each set: entries in *SO* and *P* are numbered starting at 1, and entries in *S* and *O* are numbered starting at $|SO| + 1$. This is useful for dictionary compression and guarantees that each subject, predicate, and object has a unique identifier.

2.2.2 K2Triples

K2Triples [16] is a solution for the compact representation of RDF triples. Like *RDFCSA*, it only considers the structural part of RDF, assuming that triples consist of integer identifiers; also, like *RDFCSA*, K2Triples is compatible with the dictionary scheme in HDT, and is focused on the efficient compression of the triples.

The key idea in K2Triples is the vertical partitioning [23] of the data. Relying on the fact that the number of predicates (i.e., the number of different properties) is usually very small in RDF datasets, vertical partitioning separates the set of (s, p, o) triples into one set per distinct predicate p , each containing the (s, o) pairs connected by that predicate. In K2Triples, each set of pairs (s, o) is regarded as a binary relation and stored using a k^2 -tree [24]. The k^2 -tree not only permits effectively compressing each binary relation, but its indexing capabilities are exploited to efficiently solve most queries in K2Triples by translating them into basic operations on the k^2 -trees.

The authors have also proposed specific query algorithms to efficiently answer queries involving joins of two triple-patterns, as well as a variation called K2Triples+ that improves the performance in queries with unbound predicates. Those queries, which are usually the weak point in techniques based on vertical partitioning, would require accessing all the k^2 -trees in the original K2Triples, so the authors integrate all the binary relations and add additional indexes *SP* and *OP* in order to reduce the number of structures that need to be accessed. This drastically improves their performance at the cost of up to 30% extra space. Even with these additional indexes, K2Triples variants are, to the best of our knowledge, the most compact representations of RDF datasets with efficient query support.

2.2.3 Permuted trie index

The permuted trie index is a recent RDF representation based on the use of compressed tries [17]. The index relies on the construction of several permutations of the triples. In the basic proposal, they use the permutations *SPO*, *POS*, and *OSP*. Triple-pattern queries are answered by accessing the appropriate structure depending on the fixed variables in the triple-pattern.

The authors store each permutation as a 3-level trie, and propose several compression techniques based on Partitioned-Elias-Fano (PEF) [25] compression, in order to obtain different space/time tradeoffs. Their PEF-compressed tries show very good performance in comparison with other state-of-the-art solutions.

In addition to their basic proposal, based on three indexes (which we refer to as *trie-3t*), they also propose solutions that aim at better compression by removing one of the permutations from the index. The key idea of these variants is that, by removing one of the indexes, queries that used the other two permutations are not affected in performance, while some queries that used the removed permutation can still be performed reasonably using the remaining ones. Among them, the best choice [25, Sec. 4.1] is the variant that removes the permutation *OSP*. We refer to it as *trie-2tp*.

2.3 Rank and select on bitmaps

Bitmaps are the most fundamental components of compressed data structures. A bitmap $B[1, n]$ can be represented in plain form using n bits of space, and then some relevant operations can be implemented on top of it by adding $o(n)$ extra bits.

The most basic operation of this kind is $rank_b(B, i)$, which counts the number of times bit b appears in $B[1, i]$.

This operation is easily computed in $\mathcal{O}(1)$ time with $o(n)$ extra bits [26], [27]. The inverse operation, $select_b(B, j)$, finds the position of the j th occurrence of bit b in B , and can also be computed in constant time using $o(n)$ additional bits [27], [28].

In *RDFCSA*, we only need $rank_1$ and $select_1$ operations, for which we build on a variant that requires $0.375n$ extra bits [29]. We solve $rank_1$ using a two-level structure that, in the first level (superblocks), stores the cumulative values every 256 positions in an array using $(n/256)$ 32-bit integers, and in the second level (blocks), keeps the cumulative counters relative to the beginning of the corresponding superblock using $(n/32)$ 8-bit integers. We then compute $rank_1(B, i)$ by summing the counters at superblock $(i-1)/256$, and at block $(i-1)/32$, and finally scanning a 32-bit integer u (the one covered by the corresponding block) to count the number of bits set up to position $i' = (i-1) \bmod 32$. This last step can be solved in $\mathcal{O}(1)$ time using a popcount operation. Instead, we used mask-and-shifting to set the bits $\geq i'$ from u to zero, followed by four lookups to a 256-byte table that indicates the number of bits set for any possible byte value. This yields $\mathcal{O}(1)$ time for $rank_1$.

For $select_1$, whose constant-time solution is not so practical, this variant [29] binary searches the values sampled for $rank$ in the superblocks, then sequentially scans the counters of the blocks (up to 8 accesses to block counters) to find the block that contains the 1 we are looking for. Then, it scans the final 32-bit block using at most 4 lookups into a 256-byte table, to locate the byte that contains that 1. Finally, a lookup to a 256×8 -byte table gives the position within the last byte of our 1, completing $select_1$. Therefore, $select_1$ is solved in $\mathcal{O}(\log n)$ time, using essentially the same $rank$ structures. We later describe some improvement we make on top of this $select_1$ algorithm.

2.4 Sadakane's Compressed Suffix Array

The *suffix array* [30] is a data structure widely used for text indexing. Given a sequence $T[1, n]$, built over an alphabet $\Sigma = [1, \sigma]$, its suffix array is an array $A[1, n]$ that contains a permutation of the integers in $[1, n]$ such that $T[A[i], n] < T[A[i+1], n]$ for all i , in lexicographic order. The suffix array is built by sorting all the suffixes $T[j, n]$ and storing in $A[i]$ the offset in the sequence T of the i th suffix in lexicographical order. Note that all the suffixes starting with the same string α are contiguous in A , and that any occurrence of α in T is the prefix of a suffix of T starting with α . We can then efficiently search for all the occurrences of a pattern $\alpha[1, m]$ in T by two binary searches on its suffix array A , requiring time $\mathcal{O}(m \log n)$, which locate the range $A[l, r]$ corresponding to all the positions where α occurs in T .

The original suffix array is useful for searching but requires a significant amount of space, $n \log n$ bits, in addition to the original sequence. Sadakane's Compressed Suffix Array, or *CSA* [20], provides a compact representation that uses at most $n \log \sigma + \mathcal{O}(n \log \log \sigma)$ bits and replaces both T and A , while still efficiently supporting searches.

The *CSA* is composed of several data structures. The most important of them is a new permutation $\Psi[1, n]$ [31]. For any i in $[1, n]$, assuming $A[i] = p$, $\Psi[i]$ stores the position

j in the suffix array that points to the next position in the original sequence (i.e., $A[j] = A[i] + 1 = p + 1$). A special case arises when $A[i] = n$, where $\Psi[i]$ is set to j such that $A[j] = 1$. Concisely, Ψ is defined as $\Psi[i] = A^{-1}[(A[i] \bmod n) + 1]$.

In addition to Ψ , a bitmap $D[1, n]$ contains a 1 at the positions in A where the first symbol of the corresponding suffixes changes (i.e., $D[i] = 1$ iff $i = 1$ or $T[A[i]] \neq T[A[i-1]]$). In order to know the symbol in T pointed by $A[i]$, we can count the number of 1s in D up to position i , that is, $rank_1(D, i)$.

Using Ψ and D we can reproduce the same binary search of the suffix array, without storing T or A . The first symbol of the suffix pointed by $A[i]$ can be computed as $rank_1(D, i)$. To extract the following symbols, we iterate using Ψ : $\Psi[i]$ stores the position i' in A that points to the next symbol of the text; therefore, we can extract subsequent symbols as $rank_1(D, \Psi[i])$, $rank_1(D, \Psi[\Psi[i]])$, and so on. Assuming that $rank$ operations in D and accesses to Ψ can be computed in constant time, a binary search in the *CSA* still requires $\mathcal{O}(m \log n)$ time. After computing the range $A[l, r]$ of the occurrences of α , a forward text context for each can be extracted by iterating with Ψ in the same way.

An uncompressed Ψ array would still require the same space as A . However, Ψ can be partitioned into at most σ increasing contiguous subsequences, which makes it highly compressible by encoding it differentially, i.e. by representing each $\Psi[i]$ as $\Psi[i] - \Psi[i-1]$. A run of t increasing values in $[1, n]$ can be represented in $t \log_2(n/t) + \mathcal{O}(t \log \log(n/t))$ using δ -codes. Overall, Ψ can be compressed to space proportional to the zero-order empirical entropy of the original sequence, or $nH_0(T) + \mathcal{O}(n \log H_0(T)) \leq n \log \sigma + \mathcal{O}(n \log \log \sigma)$ bits [20]. Further improvements, combining the δ -codes with run-length encoding (RLE) for runs of consecutive differences equal to 1 (which tend to appear in Ψ), reduced this space even more and achieved compression proportional to the higher-order entropy of T , $nH_k(T)$ [32].

The *RDFCSA* is based on the *integer-based CSA* (*iCSA*)¹ [33]. The *iCSA* is a variant optimized for large (integer-based) alphabets, with some differences in implementation and compression techniques with the original *CSA*. Particularly, in the *iCSA* the best compression is achieved by using differential encoding of the consecutive Ψ values, followed by mixing Huffman and run-length encoding of the resulting gaps. To provide efficient access (in time $\mathcal{O}(t_\Psi)$) to Ψ , absolute Ψ values are stored at positions $\Psi[1 + k \cdot t_\Psi]$, $k \geq 0$.

Both the *CSA* and the *iCSA* include additional structures, mostly samplings of A and A^{-1} , to support other functionalities that are of no use on *RDFCSA*, that is, finding the position in T of the occurrences of α , and extracting arbitrary substrings of T .

3 OUR PROPOSAL: *RDFCSA*

The two compact approaches we reviewed in the previous section have issues to support all the possible combinations of triple-patterns. *K2Triples* and *K2Triples+* are weaker when the predicate is unbound, whereas the permuted trie index favors the triple-patterns where there is a trie starting with the bound elements. The key idea of *RDFCSA* is that,

1. <http://vios.dc.fi.udc.es/indexing/wsi/>

if we regard the triples (s, p, o) as circular strings (i.e., the s follows the o again), then for every possible triple-pattern there is a rotation of (s, p, o) where all the bound values precede all the unbound ones. Thus, if we index the triples as circular strings, every possible triple-pattern can be reduced to a search for the circular strings that start with some prefix. We use the CSA to simulate a set of circular strings corresponding to all the triples of the RDF dataset. This approach yields a uniform search approach that will translate into not only fast, but also consistent and predictable, query times.

We follow the convention of treating an RDF dataset as a set \mathcal{R} of triples (s, p, o) , where s , p , and o are a subject, a predicate, and an object, respectively. Our solution is designed to work with integer identifiers (ids) for each of them, so it requires a separate dictionary to perform the translation between the original string values and the corresponding integer ids. Particularly, we base our solution on the same dictionary encoding proposed by HDT and also used by K2Triples, which was described in Section 2. Therefore, we assume a dictionary encoding in which subjects, predicates, and objects are integers in contiguous ranges: $s \in [1, n_s]$, $p \in [1, n_p]$, and $o \in [1, n_o]$ (note the overlapped identifiers in Figure 2). While any other dictionary encoding scheme could be used for our purposes without affecting our implementation, we do take advantage of this particular encoding to perform some optimizations in join queries.

Our *RDFCSA* representation is a *self-index*, meaning that we can recover the triples from it, and thus it replaces the RDF store. As explained, it organizes the triples in a way that can be represented with a modified CSA data structure that efficiently answers relevant queries in the domain. We first describe how the data structure is built from the set of triples, and then how we efficiently support the relevant query operations over our self-indexed representation of the triples.

3.1 Data structure

Given an input set \mathcal{R} of n triples, we sort them increasingly by subject, then break ties using the predicate and further break ties using the object, to make up a sequence $T_{\text{sort}}[1, n]$ of triples. Then, we transform this sequence of tuples into an integer sequence of identifiers $T_{\text{id}}[1, 3n]$, by placing the ids of the three components of each entry $T_{\text{sort}}[i]$ at consecutive positions $T_{\text{id}}[1+3(i-1)]$, $T_{\text{id}}[2+3(i-1)]$, and $T_{\text{id}}[3+3(i-1)]$. Hence, at the end of this step, $T_{\text{id}}[1, 3n] = \langle s_1, p_1, o_1, s_2, p_2, o_2, \dots, s_n, p_n, o_n \rangle$ stores all the ids for the sorted triples.

Next, we transform the identifiers in order to obtain disjoint integer alphabets Σ_s , Σ_p , and Σ_o for the n_s subjects, the n_p predicates, and the n_o objects. This can be performed just by computing the displacements necessary for predicates and objects: we set an array $\text{gaps}[0, 2] = [0, n_s, n_s + n_p]$ and convert sequence $T_{\text{id}}[1, 3n]$ into $T[1, 3n]$, where $T[i] = T_{\text{id}}[i] + \text{gaps}[(i-1) \bmod 3]$. After this transformation, our sequence $T[1, 3n]$ has an alphabet $\Sigma = [1, n_s + n_p + n_o]$, where values in the range $[1, n_s]$ are reserved to subjects, those in the range $[n_s + 1, n_s + n_p]$ to predicates, and the remaining ones to objects.

After the previous transformations, which can be trivially reversed to obtain the original set \mathcal{R} of triples, we

build an *iCSA* on T . However, some key changes have to be performed over the underlying suffix array in order to efficiently answer queries. Those changes rely on specific properties of our construction method.

In particular, we take advantage of the following property of the generated suffix array A : it contains three well-delimited sections $A_s = A[1, n]$, $A_p = A[n+1, 2n]$ and $A_o = A[2n+1, 3n]$, corresponding respectively to subjects, predicates, and objects. This is a direct consequence of our construction method, which generates integer identifiers such that every subject is smaller than every predicate, and this in turn is smaller than every object. This ordering means that, when sorting suffixes, entries corresponding to subjects, predicates, and objects end up clustered in different sections. Therefore, A_s contains entries pointing to subjects in T , A_p points to predicates, and A_o points to objects. Accordingly, array Ψ also contains three separate ranges with special properties. Recall that $\Psi[i]$ contains, for the position p such that $A[i] = p$, the position in A that points to the next element $p+1$ in T . Due to the division of A into three sections, entries in Ψ also point to those delimited intervals, so each region of Ψ contains values in a different range: values of $\Psi[1, n]$ are in the range $[n+1, 2n]$ (pointing to the range of predicates); entries in $\Psi[n+1, 2n]$ are in the range $[2n+1, 3n]$ (pointing to objects); and entries in $\Psi[2n+1, 3n]$ are in the range $[1, n]$ (pointing to subjects).

Since our sequence T contains all the concatenated triples in *SPO* order, the symbol following an object will always be the subject of the next triple. Therefore, if we are at position i in the suffix array, such that $A[i]$ points to an object (i.e., $A[i]$ for $i \in [2n+1, 3n]$, or $A[i] = 3k$ for some k), when we iterate using Ψ we reach a position j such that $A[j]$ points to the subject of the next triple. The original organization of Ψ was useful in the CSA to allow full extraction of the text. In our case, however, we only need to extract individual triples and, further, regard them as circular. Thus, we make Ψ cycle around the components of the same triple, instead of advancing to the next one. Our *RDFCSA* then uses a modified array Ψ in which values within $\Psi[2n+1, 3n]$ point not to the subject of the *next* triple in T , but to the subject of the *same* triple. Thanks to the way we ordered the triples before building T , and the grouping of subjects in A , we can compute the modified Ψ very efficiently from the original array: we simply set $\Psi[i] \leftarrow \Psi[i] - 1$ for all positions corresponding to objects ($i \in [2n+1, 3n]$), or $\Psi[i] \leftarrow n$ for the special case $\Psi[i] = 1$.

The modified Ψ provides a simpler way to recover and search triples. Since Ψ cycles over the triples, we can start at any position in the suffix array $A[i]$, and apply Ψ to recover the remaining components of the triple. For instance, if $A[i]$ points to a predicate ($i \in [n+1, 2n]$), we can find the object with an iteration using Ψ , and the subject with a second iteration ($p = \text{rank}_1(D, i)$, $o = \text{rank}_1(D, \Psi[i])$, $s = \text{rank}_1(D, \Psi[\Psi[i]])$). Using the original Ψ we would not be able to iterate from objects to subjects. Note also that only two iterations are necessary for any triple, and if we apply Ψ a third time we return to $i = \Psi[\Psi[\Psi[i]]]$. The same property allows us to reduce any triple-pattern to a search for a short string in T . We will further discuss this when describing the query operations for *RDFCSA*.

We note that the modified Ψ used in *RDFCSA*, enforcing

the property $\Psi[\Psi[\Psi[i]]] = i$, is similar to the *permuterm index* [34], which tackles a more general case. They also index a set of strings as if they were circular, so that queries involving patterns of the form $\alpha * \beta$ (where $*$ stands for an arbitrary string) can be answered by transforming it to the string pattern $\beta\$ \alpha$, where $\$$ is a special string terminator symbol. However, the permuterm index is built on top of an *FM-index* [35], which uses a wavelet tree [36] as the underlying data structure. The wavelet tree implementation requires time logarithmic in the alphabet size, $\mathcal{O}(\log(n_s + n_p + n_o))$ in our case, for each basic traversal step, equivalent to a computation of Ψ in our solution. This overhead renders the *FM-index* inferior to the *CSA* on large alphabets [33]. We checked this by comparing the best-performing such variant on integer alphabets [33] to index our sequence T , and obtained times to answer (s, p, o) patterns around 2.5–4 times slower than those in *RDFCSA*. More recent implementations of wavelet trees on large alphabets have shown only minor improvements for *FM-indexes* [37]. This is why we implemented our technique on top of the *iCSA* for the case of *RDF* triples.

Figure 3.1 displays the different data structures involved in the creation of a *RDFCSA* for a given set of triples. We use the same triples described in Figure 1, following the dictionary encoding of Figure 2. The collection contains $n = 10$ triples, with $n_s = 5$ subjects, $n_p = 6$ predicates, and $n_o = 5$ objects. The first step is sorting the triples in *SPO* order, and concatenating their components in array T_{id} : the first triple is located in $T_{id}[1, 3] = (1, 5, 2)$, the second one in $T_{id}[4, 6] = (2, 4, 5)$, and so on until the last triple, which is set in $T_{id}[28, 30] = (5, 3, 5)$. We compute $gaps[0] = 0$, $gaps[1] = n_s = 5$, $gaps[2] = n_s + n_p = 11$, and then create T by adding the appropriate component of $gaps[0, 2]$ to the values in T_{id} . At the end of this step we obtain $T[1, 30]$. Note that we add an extra entry at the end of T as an implementation trick: by adding this value, larger than any entry in T , we ensure that suffix sorting works properly when constructing the suffix array A , without having to change the construction used by the original *iCSA* (similar results could be obtained by adjusting the algorithm used for suffix comparison). The suffix array A is then built on top of $T[1, 30]$ (recall that the last element is added to T just for sorting purposes, but it is not considered as a part of the array itself). Our construction process continues by building the bitmap D and the array Ψ_{orig} as in the original *iCSA*. Then, the final array Ψ used by the *RDFCSA* is created from Ψ_{orig} by subtracting 1 to $\Psi_{orig}[i]$, for each position i in the interval $[21, 30]$ corresponding to objects.

The main properties stated for A and Ψ can be easily checked in the example. For instance, entries in $\Psi[1, 10]$ contain values in the interval $[11, 20]$, entries in $\Psi[11, 20]$ contain values within $[21, 30]$ and entries in $\Psi[21, 30]$ contain values within $[1, 10]$. The figure also displays the general procedure to traverse the sequence to recover the first triple: starting at $i = 1$, which corresponds to the subject of the triple, we compute $\Psi[1] = 19$ to locate the predicate, and then compute $\Psi[19] = 24$ to locate its object. Note that if we apply once again Ψ , $\Psi[24] = 1$ takes us back to the subject location due to the cyclical Ψ . When performing binary search or extracting the triple, we can get the corresponding values by computing $s = rank_1(D, 1) = 1$,

$p = rank_1(D, 19) - gaps[1] = 10 - 5 = 5$ and $o = rank_1(D, 24) - gaps[2] = 13 - 11 = 2$ to recover the original triple $(1, 5, 2)$.

3.1.1 Data structure optimizations

The basic implementation described uses the same data structures as the *iCSA* [33] to store Ψ and D . Precisely, D uses the described structures to support *rank* and *select*, whereas Ψ uses differential encoding combined with Huffman and run-length encoding, which performed best.

On this basic structure, we apply a couple of simple improvements that are specific of the kind of data we are representing. Basically, since the suffix array is separated into three areas of size n , for subjects, predicates, and objects, and these have different characteristics, it pays off to separate D and Ψ into three arrays of length n each: $D_s[1, n]$, $D_p[1, n]$, and $D_o[1, n]$, and $\Psi_s[1, n]$, $\Psi_p[1, n]$, and $\Psi_o[1, n]$. We can then encode each array in different form.

In most *RDF* datasets, the number $|P|$ of different predicates is very small. Since D_p has only $|P|$ 1s, we can avoid the computation of $select_1(D_p, \cdot)$ by directly storing a small array of $|P|$ entries with the results of the $|P|$ distinct $select_1(D_p, \cdot)$ queries; the $select_1$ operations on D_s and D_o are still carried out as described. The effect in the overall space is negligible.

Further, we add a small structure to speed up $select_1$ queries on D_s and D_o : being $n' \leq n$ the number of 1s in D_* , we add an array (*sOnes*) of $n'/256$ entries where we store the position where every 256th 1 appears in the bitmap. Given a query $select_1(D_*, i)$, the answer can be either stored in our array (if i is a multiple of 256), or it can be between the samples $\lfloor i/256 \rfloor$ and $\lfloor i/256 \rfloor + 1$. We then start the binary search on the range of the corresponding superblocks, which saves in practice most of the binary search cost. The total space for $rank_1$ and $select_1$ queries is $0.5n$ bits for each of D_s and D_o .

The values in Ψ_s , which are in $[n + 1, 2n]$, are decreased by n so that they point inside Ψ_p , and those of Ψ_p , which are in $[2n + 1, 3n]$, are decreased by $2n$, so that they point inside Ψ_o . These reductions do not affect the differential encodings, but they yield a slight gain of space in the absolute samples, which require $\lceil \log_2 n \rceil$ instead of $\lceil \log_2 3n \rceil$ bits.

More importantly, we can represent each partition of Ψ in different form. We define a variant of our data structure that we call *Hybrid*, which slightly increases the space to obtain better access time to Ψ . Concretely, *Hybrid* stores Ψ_s and Ψ_o in plain form, and keeps Ψ_p differentially compressed as described. For Ψ_s and Ψ_o , we use a simple array requiring $\lceil \log_2 n \rceil$ bits per entry. Keeping Ψ_s and Ψ_o uncompressed means that accessing Ψ will be much faster, in time $\mathcal{O}(1)$ instead of $\mathcal{O}(t_\Psi)$, in these regions. This will be most noticeable on queries that only use those ranges of Ψ .

Choosing a plain representation for Ψ_s and Ψ_o is reasonable because of the characteristics of the *iCSA* and *RDF* datasets: the numbers $|S|$ and $|O|$ of different subjects and objects are relatively large, and therefore we take little advantage of the fact that $\Psi_s[1, n]$ and $\Psi_o[1, n]$ are formed by $|S|$ and $|O|$ increasing runs, respectively: this leads to using $\log_2 |S| + \mathcal{O}(\log \log |S|)$ or $\log_2 |O| + \mathcal{O}(\log \log |O|)$ bits to encode each difference, instead of $\log_2 n$ bits to encode an absolute value. For example, using $t_\Psi = 32$, the differential

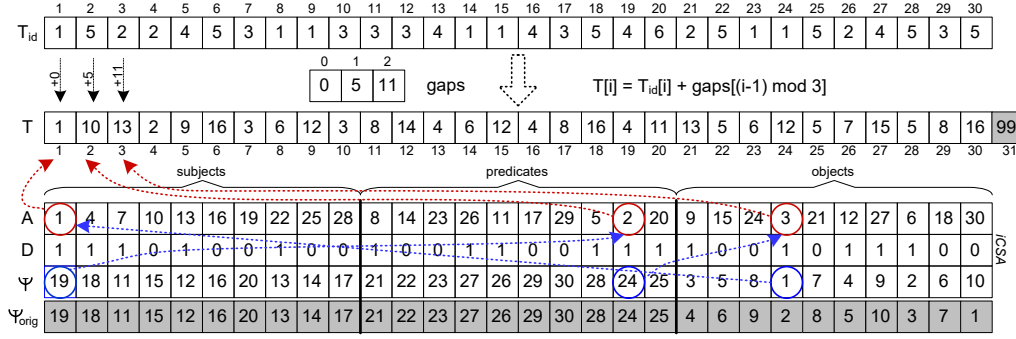


Fig. 3. Structures involved in the creation of a RDFCSA for the triples in Figures 1 and 2.

encoding of Ψ_s reduces its size to 93% of the plain size using $\lceil \log_2 n \rceil$ bits, and that of Ψ_o reduces it to around 75%. Instead, because there are few predicates, the differential encoding reduces Ψ_p to around 15% of its uncompressed size. This scheme could be easily generalized so as to apply compression only if a given space reduction is achieved.

For simplicity, we will keep speaking of D and Ψ , ignoring the implementation detail that they are stored in partitioned form.

3.2 Query operations

In this section we describe how to use RDFCSA to answer triple-pattern queries, which constitute the main building block to support SPARQL queries. We describe how to solve the 7 triple-pattern queries (s, p, o) , $(?s, p, o)$, $(s, ?p, o)$, $(s, p, ?o)$, $(?s, ?p, o)$, $(s, ?p, ?o)$, $(?s, p, ?o)$. The basic operator for all of these patterns is to locate the range of entries corresponding to their bound components, and then extracting the corresponding triples. We will also describe various RDF-specific optimizations.

We disregard the triple-pattern $(?s, ?p, ?o)$, because it retrieves all the triples in the dataset and is not really useful as a query. Nevertheless, we note that it can be easily solved by omitting the search phase and simply extracting the full set of triples using Ψ .

3.2.1 Solving triple-patterns using the regular binary search on the iCSA

The iCSA can locate all the occurrences of a pattern, by binary searching the range $A[l, r]$ of the suffixes that start with the given pattern. Given a query pattern $\alpha[1, m]$, the range of positions $[l, r]$ in the suffix array A will contain pointers to all the positions in the text where the pattern α occurs. After computing $[l, r]$, Ψ is used to recover the corresponding symbols.

In our case, we are interested in answering a triple-pattern query, where some components can be bound and others unbound. As discussed previously, our modified Ψ allows us to treat all cases similarly, by searching for a subsequence corresponding to the fixed components in the triple-pattern. For instance, to answer an (s, p, o) query we build a sequence $\alpha[1, 3] = spo$, and use that as our pattern for the binary search in the iCSA. To answer $(s, p, ?o)$ and $(?s, p, o)$ queries, we search for $\alpha[1, 2] = sp$ or $\alpha[1, 2] = po$,

respectively. We can also answer $(s, ?p, o)$ queries by searching for $\alpha[1, 2] = os$, thanks to the cyclical traversal of our modified Ψ . Similarly, for query patterns where only one of the elements is fixed, we simply search for $\alpha[1, 1] = s$, $\alpha[1, 1] = p$, or $\alpha[1, 1] = o$. Next we detail the solution for each group of triple-patterns, depending on the number of unbound variables.

For (s, p, o) queries, we actually set $\alpha[1, 3] = [s + \text{gaps}[0], p + \text{gaps}[1], o + \text{gaps}[2]]$, containing all the elements of the triple pattern. We then perform a binary search for α in the iCSA. If $l = r$ then (s, p, o) is an existing triple, otherwise it is not in the dataset.

For queries with a single unbound variable, we proceed similarly with a binary search. Yet, we now have to recover the original triples afterwards. For instance, for $(s, p, ?o)$ queries we set $\alpha[1, 2] = [s + \text{gaps}[0], p + \text{gaps}[1]]$. Binary searching for α in the iCSA, we find the interval $[l, r]$ corresponding to the result set. The number of answers is $r - l + 1$. For each $i \in [l, r]$, we return the triple $(s, p, \text{rank}_1(D, \Psi[\Psi[i]]) - \text{gaps}[2])$. Similarly, for $(s, ?p, o)$, we set $\alpha[1, 2] = [o + \text{gaps}[2], s + \text{gaps}[0]]$, then we binary search for pattern α , and return all triples $(s, \text{rank}_1(D, \Psi[\Psi[i]]) - \text{gaps}[1], o)$. For $(?s, p, o)$, we set $\alpha[1, 2] = [p + \text{gaps}[1], o + \text{gaps}[2]]$, we binary search for α , and return the triples $(\text{rank}_1(D, \Psi[\Psi[i]]) - \text{gaps}[0], p, o)$.

For queries with two unbound variables, we can still perform a binary search to locate the occurrences of the bound variable. For instance, for $(?s, p, ?o)$ triple-patterns we set $\alpha[1, 1] = [p + \text{gaps}[1]]$, and find the interval $[l, r]$ with the iCSA. The number of results is again $r - l + 1$, and for each $i \in [l, r]$, the triple $(\text{rank}_1(D, \Psi[\Psi[i]]) - \text{gaps}[0], p, \text{rank}_1(D, \Psi[i]) - \text{gaps}[2])$ is recovered. Note that, in this case, the binary search in the iCSA does not require a binary search operation on Ψ , since we can compute $l = \text{select}_1(D, \alpha[1])$ and $r = \text{select}_1(D, \alpha[1] + 1) - 1$. As in the previous examples, $(?s, ?p, o)$ and $(s, ?p, ?o)$ can be answered using exactly the same operation but adjusting α and the computation to return the result triples.

Since we are using a binary search on the iCSA, all the triple-pattern queries require $\mathcal{O}(r - l + \log n)$ time, where $r - l + 1$ is the number of query results. In addition to this, for most query patterns we need to perform a number of accesses to Ψ per query result in order to return the complete triples. In practice, efficient access to Ψ must be balanced with efficient compression; the compression

of Ψ introduces a significant space/time tradeoff that can be tuned in our representation. Note that the space/time tradeoff also depends on the type of query pattern involved: if a query returns a large number of results, the cost of the binary search becomes negligible and the time required to perform accesses to Ψ dominates the cost of the query. However, the binary search cost becomes relevant when only one or a few triples are returned, as well as in (s, p, o) queries, where no triple-pattern retrieval is necessary.

3.2.2 Query optimizations

We now describe a number of optimizations and algorithmic variants that improve our performance.

One enhancement improves query patterns with two unbound terms, in which we always need to perform two *select* operations on D over two consecutive values, i and $i + 1$. Once we compute $j = \text{select}_1(D, i)$, we can replace $\text{select}_1(D, i + 1)$ by a new operation $\text{selectnext}(D, j)$, which finds the next 1 after $D[j]$. We implement selectnext by scanning D byte-wise from position $j + 1$ to the end of its block. If we find no 1 up to then, we scan the following 32-bit words looking for a nonzero block. If we find no 1 up to then, we check if the next superblock has a 1, and if not, we binary search for the next one that has. On that superblock, which contains the answer, we restart the wordwise scan, then the byte-wise scan, and finally use the same table of *select* to find the desired 1. This is in practice faster than a second binary search.

Our next optimization improves the performance of accesses to Ψ , particularly taking into account that in most cases we need to compute values of Ψ for a relatively large range of consecutive positions. In the original algorithm, once $[l, r]$ is determined through binary search, we have to compute $\Psi[i]$ and $\Psi[\Psi[i]]$ for all $i \in [l, r]$ to retrieve the missing elements in each triple (except on the pattern (s, p, o)). Since Ψ is differentially encoded, each access takes time $\mathcal{O}(t_\Psi)$, where we spend $(n \log n)/t_\Psi$ bits to store the absolute samples. In order to improve the speed of these accesses, we sequentially decompress the whole range $\Psi[l, r]$. This means that, once we decode $\Psi[l]$ in $\mathcal{O}(t_\Psi)$ time, all the subsequent values are decoded in constant time. This variant is particularly efficient if we are inside a run of differences equal to 1, as these are encoded using run-length encoding. Note that this only works for the initial range $[l, r]$, since the remaining accesses to Ψ are expected to be located at random and therefore they cannot be improved with this technique.

We also improve the strategy to binary search for $[l, r]$. We describe two alternative strategies, called *D-select+forward-check* and *D-select+backward-check*, which apply to patterns with 2 or 3 bound elements.

3.2.2.1 D-select+forward-check strategy: During a binary search in the *iCSA*, we compare the query pattern α with the string pointed by the current position in the suffix array, $T[A[i], n]$. The first steps of the binary search will be faster because the strings will differ in their first character, so the comparison will be decided with the first integer comparison without the need to compute Ψ , just $T[A[i]] = \text{rank}_1(D, i)$. At some step of the binary search, however, we will start to have $T[A[i]] = \alpha[1]$ and will have to compute $\Psi[i]$ in order to compare $\alpha[2]$ with

$\text{rank}_1(D, \Psi[i])$; this access to Ψ can be relatively expensive if differentially compressed.

Instead of performing all those isolated Ψ computations, in this strategy we perform all the checks for the complete range in order to filter the candidate positions.

Consider for instance the triple-pattern (s, p, o) , in which we would search for $\alpha = spo$. We first find the intervals that correspond to the subject, predicate, and object of the triple-pattern: $R_s = [l_{s+gaps[0]}, r_{s+gaps[0]}]$, $R_p = [l_{p+gaps[1]}, r_{p+gaps[1]}]$, and $R_o = [l_{o+gaps[2]}, r_{o+gaps[2]}]$, using *select* operations on D : $l_c = \text{select}_1(D, c)$ and $r_c = \text{selectnext}(D, l_c) - 1$. Since Ψ is increasing within each of those intervals, we use these ranges to check, for each i in R_s , whether $\Psi[i] \in R_p$. Only a smaller range $R_{sp} \subseteq R_s$ will pass this filter, and the Ψ values in that range form in turn a range $R_{ps} \subseteq R_p$. On this range R_{ps} we compute all the Ψ values to finally find the range $R_{pso} \subseteq R_{ps}$ of the values that map inside R_o by Ψ . Those are the final answer.

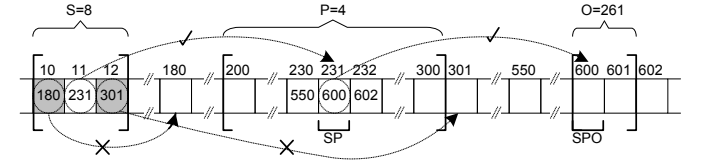


Fig. 4. D-select+forward-check strategy for pattern $(s, p, o) = (8, 4, 261)$.

Figure 4 shows an example of this operation. In this example, $R_s = [10, 12]$, $R_p = [200, 300]$, and $R_o = [600, 601]$. Checking the values of Ψ for the range R_s , we find that $\Psi[10]$ and $\Psi[12]$ do not map into range $[200, 300]$, but $\Psi[11]$ does. Therefore, we need to check if $\Psi[\Psi[11]]$ maps into the range $R_o = [600, 601]$, corresponding to object 261. Since it matches, we can report an occurrence of the triple $(8, 4, 261)$, i.e., confirm that the triple is in the collection.

In practice, this technique may be faster than a standard binary search if the initial interval (R_s in our example) is small enough. Note that, since our Ψ is cyclic, we can use any of the three intervals R_s , R_p , or R_o to begin our check. Typically, the number of objects is higher than that of subjects, so we expect that $|R_o| < |R_s| \ll |R_p|$. We may, however, choose on the fly the one that is actually shortest.

The strategy presented here can also be applied to triple-patterns with one unbound term. In this case, we perform the same operations but restricted to the bound terms. Assuming our bound variables are x and y , we compute R_x and R_y and perform the same range check to verify if, when applying Ψ to the positions in R_x , we end up in range R_y . Again, notice that the cyclic nature of Ψ allows us to perform the range check independently of the position of the bound variables in the triple-pattern. For example, for $(?s, p, o)$ triple-patterns we set $x = p$, $y = o$; for pattern $(s, ?p, o)$, we set $x = o$, $y = s$; and for pattern $(s, p, ?o)$ we set $x = s$, $y = p$.

3.2.2.2 D-select+backward-check strategy: This strategy is based on the same ideas of the previous forward-check strategy. It relies on the fact that all positions i in R_s that pass the forward-check in the previous strategy necessarily form a subinterval of R_s . This means that, in order to discard candidate positions, we do not need to

verify every $i \in R_s$; instead, we can binary search for the subrange of positions that map to a valid range in R_p .

To take advantage of the previous property, we follow a similar idea to the well-known backward-search strategy [20]. Assume that we are searching for a triple-pattern (s, p, o) . We start our search now in interval $R_o = [l_o, r_o]$; since Ψ must be increasing within interval $R_p = [l_p, r_p]$, we binary search inside R_p in order to locate the subinterval $R_{po} = [l_{po}, r_{po}] \subseteq R_p$ that contains all the positions i such that $\Psi[i] \in R_o$. If the subinterval is empty, no result exists for the query and we return immediately. Otherwise, we continue the backward-search process, binary searching in R_s in order to locate the subinterval $R_{spo} = [l_{spo}, r_{spo}] \subseteq R_s$ that contains all the entries $i \in R_s$ such that $\Psi[i] \in R_{po}$. At the end of this step, the range R_{spo} contains all the results for our query. Note that, when using an (s, p, o) pattern, either 0 or 1 results may arise, but we generalize this strategy to other triple-patterns below.

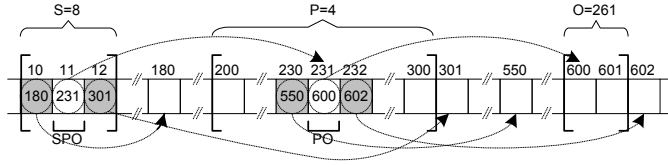


Fig. 5. D-select+backward-check strategy for pattern $(s, p, o) = (8, 4, 261)$.

Figure 5 displays an example of this strategy for a sample (s, p, o) query pattern. We start the backward search in range $R_o = [600, 601]$. Then we perform a binary search in the interval $\Psi[200, 300]$, in order to locate the subinterval that contains values that map into R_o ; in our example, only the entry $\Psi[231]$ maps into $[600, 601]$, so we obtain a subinterval $R_{po} = [231, 231]$. Next, we continue the backward-search in R_s . We binary search inside the range $\Psi[10, 12]$ and locate the subinterval that maps to 231; in the example, only $\Psi[11] = 231$ maps. Consequently, the final interval is $R_{spo} = [11, 11]$, that contains the single occurrence for the given pattern.

This strategy can be easily adapted to work with all the query patterns that contain a single unbound variable. In $(s, p, ?o)$ queries, we locate the subinterval $R_{sp} \subseteq R_s$ that maps into R_p after applying Ψ . In $(s, ?p, o)$ queries, we locate the subinterval $R_{os} \subseteq R_o$ whose Ψ entries map into R_s . In $(?s, p, o)$ queries, we locate the subinterval $R_{po} \subseteq R_p$ whose entries map into R_o .

3.3 Supporting join operations

RDFCSA can be extended to support all kinds of join operations in a rather straightforward way. We first describe the general technique, which can be used with any number of unbound elements in the triple-patterns and for subject-subject, subject-object, and object-object join operations. We then briefly explain particular optimizations that are applied on top of the general technique.

Join operations in *RDFCSA* are essentially performed by following either a *merge-join* strategy or a *chaining* strategy.

The merge-join strategy considers each triple-pattern separately. The join variable is treated as an unbound

variable in both triple-patterns. The two corresponding triple-patterns are solved independently, therefore obtaining two lists of results. The final step scans the resulting lists to compute their intersection.² For instance, to compute $(s_1, p_1, ?x) \bowtie (s_2, p_2, ?x)$, we first compute the two triple-pattern queries $Q_1 = (s_1, p_1, ?o_1)$ and $Q_2 = (s_2, p_2, ?o_2)$. The results of Q_1 and Q_2 are then intersected by the O component to retrieve only the values where $o_1 = o_2$. The same strategy can be applied to any combination of triple-patterns, with simple adjustments depending on the number of unbound variables in each side.

The chaining strategy, instead, solves one of the triple-patterns first, considering the join variable as unbound. Then, for each result obtained in this query, the second pattern is executed with the corresponding value of the join variable, which is now bound. The previous example, $(s_1, p_1, ?x) \bowtie (s_2, p_2, ?x)$, is executed following this strategy by first querying $(s_1, p_1, ?o_1)$, and then replacing each value o_1 obtained for $?o_1$ in the second pattern as (s_2, p_2, o_1) . We speak of left-chaining if we start with the left triple-pattern and apply each result as bound variables in the right one (as in the previous example), and of right-chaining if we start executing the right triple-pattern and replace the results in the left one. The selection of the first pattern for chaining is important when the triple-patterns have a different number of unbound variables.

In *RDFCSA* we implement a general mechanism to perform joins following the merge strategy as well as a left- or right-chaining strategy. Depending on the characteristics of the join, and particularly the location of the unbound variables, the strategy selected leads to significantly different triple-pattern queries, and therefore to important differences in query performance. The selection of the optimal strategy is therefore a significant problem by itself. We test all possible strategies in our experimental evaluation, with one exception: strategies that would lead to the evaluation of an $(?s, ?p, ?o)$ pattern as a first step are not considered in any case, since uncompressing the full dataset as an intermediate result would be very inefficient in terms of time and space.

3.3.1 Optimization of join operations

Some optimizations are added on top of the general join strategy, to take advantage of the characteristics of our technique and specific join patterns. Our optimizations are relatively straightforward but have a significant effect on the amount of computation performed by *RDFCSA* in costly join operations.

The first enhancement to the basic algorithms is related to the dictionary encoding used. Recall that in the dictionary encoding used by HDT, all elements that are both subject and object are assigned an id lower than that of any element that only appears as a subject or as an object. This can be used to filter out results when performing subject-object joins. For example, to answer a query $(s_1, p_1, ?x) \bowtie (?x, p_2, o_2)$ using left-chaining, we would first obtain all the objects that match the triple-pattern $(s_1, p_1, ?x)$; then, we have to check that each result matches the right triple-pattern. However, with the dictionary encoding we use,

2. Since the results returned by the *RDFCSA* for some triple patterns are not necessarily sorted by the desired element, a sorting step may be required prior to the intersection.

we can immediately discard any result of the first query with an id higher than $|SO|$, since we know that it only appears as an object and therefore it will not match the overall join query. Note that this improvement is specific to this dictionary encoding, and is not specific to *RDFCSA*; the same optimization is also used, for instance, in K2Triples.

Another simple optimization that is applied to the merge strategy consists in taking into account the characteristics of the result list returned. In some join patterns, we must sort both lists to compute their intersection; however, due to the evaluation mechanisms of *RDFCSA*, in some triple-patterns the list of results is already sorted. For instance, the $(s, p, ?o)$ triple-pattern returns a sorted list of objects as a result; therefore, to answer a query $(s_1, p_1, ?x) \bowtie (s_2, p_2, ?x)$, we can execute the two triple-pattern queries and then simply intersect the corresponding sorted lists. A similar idea is also applied to the chaining strategy: we can avoid some computation in the chaining phase by identifying repeated results. In order to do this, we sort the results of the first triple-pattern and skip the computation of the second triple-pattern on the repeated results of the first query. Therefore, we build the results of the final join only from the non-repeated results of the first triple-pattern.

An additional improvement we include in all our join operations, when possible, is *variable filling*. As explained before, when running most triple-pattern queries, we first obtain the location of the set of triples and then use Ψ to retrieve the missing variables in the triple. This cost is necessary to return the complete result in a triple-pattern query. However, in join queries that follow the merge or chaining strategy, many of the matches found in the first pattern may not correspond to valid results of the overall join operation, since they do not have a match for the join variable in the second pattern. Our algorithms identify, depending on the type of join and the evaluation strategy, which variables in a triple-pattern are necessary to solve the join and which ones are only necessary to make up the final result. The latter variables are filled in only after the complete join has been evaluated. We then use slightly modified versions of each triple-pattern query, customized according to which of the elements in the resulting triple have to be computed. The general algorithms solve the join using the incomplete triples (hence avoiding the rather costly Ψ computations on non-sampled positions, and rank operations), and then take care of refilling the missing variables once the join has been completed.

For instance, to perform the join $(?s_1, p_1, ?x) \bowtie (?x, p_2, o_2)$ with left-chaining, the first step is to compute left triple-pattern $(?s_1, p_1, ?o_1)$. This is usually done by first locating the range of p_1 , and then using Ψ to locate the corresponding objects, and Ψ again to get the subjects. However, for the join operation we do not need the subjects, only the objects, so we do not compute the subjects yet: we first complete the join query, and then fill in the missing subjects for the resulting triples.

4 EXPERIMENTAL EVALUATION

4.1 Experimental framework

We tested the compression and query performance of our proposal using the *DBPedia* dataset,³ “the nucleus for a Web of Data” [38]. The original size of the dataset is around 34GB. It contains 232,542,405 triples in total, 18,425,128 different subjects, 39,672 different predicates and 65,200,769 different objects. After applying dictionary encoding to the triples, the structural part of the dataset can be stored in 2,790,508,860 bytes, using three 32-bit integers per triple.

We compare *RDFCSA* with K2Triples and permuted trie indexes, as good examples of other well-known state-of-the-art solutions based on compact data structures. We also compare our results with HDT, MonetDB version 1.7, and RDF-3X version 0.3.7. Note that HDT and RDF-3X are designed to handle RDF datasets in their original form as string triples, whereas the others (including *RDFCSA*) work with triples composed of integer identifiers. For HDT we display in the plots the space required only for the Triples component, so it is directly comparable to the previous ones. For RDF-3X, however, we use the original structure as-is and display the full size of the structure, which includes the representation of the strings. We will discuss the effect of the dictionary later.

We test the different algorithms and variants of *RD-FCSA*, each using different sampling intervals on Ψ , $t_\Psi \in \{4, 8, 16, 32, 64, 512\}$, so as to obtain a wide space/time tradeoff.

For K2Triples we use the settings recommended by the authors. We show two separate points, corresponding to the basic implementation K2Triples and to the improved K2Triples+ that includes extra indexes to speed up queries with unbound predicate.

We test two configurations of the permuted trie index:⁴ *trie-3t* and *trie-2tp*. The former has better performance and is more stable because it is efficient over all triple-patterns. Instead, *trie-2tp* uses only two of the three permutations, so as to reduce space while maintaining query times in most triple-patterns. The main drawback of *trie-2tp* is that it performs much worse on $(?s, ?p, o)$ triple-patterns. There are other configurations of the permuted trie index, but we have chosen the best performing ones according to its authors.

For HDT, we use the original implementation by the authors.⁵ To provide comparable query times, we performed minimal changes to the source code in order to measure only the structural part of the query. To do this, we precompute the string-to-id translation for all queries, and then measure query times to return all results as identifiers, omitting the final id-to-string translation that is usually performed by the library. Therefore, our plots reflect the space and time required to solve the query on ids, omitting the space and time required for the HDT dictionary.

For MonetDB⁶ we store the integer ids corresponding to the triples to make their results directly comparable to

3. <http://downloads.dbpedia.org/3.5.1/>

4. https://github.com/jermp/rdf_indexes

5. <http://www.rdfhdt.org/>

6. <https://www.monetdb.org/>

the previous solutions. RDF-3X,⁷ on the other hand, directly stores the text-based triples because it is designed to work with full RDF datasets.

To measure query efficiency, we used an existing testbed for the DBpedia dataset.⁸ This query set provides queries for triple-patterns and for different join patterns.

For a fair comparison with MonetDB and RDF-3X, we measure query times in warm state by running each query set twice and measuring only the times of the second execution of the query set. Additionally, for each triple-pattern, we set a number of repetitions of the full query set to guarantee accurate average time measurements.

We ran our experiments on an Intel Xeon E5-2470@2.3GHz (8 cores) CPU, with 64GB of RAM. The operating system was Debian 9.8 (kernel 4.9.0-8-amd64). Our code was compiled with gcc 6.3.0, with full optimizations enabled.

4.2 Comparison of the query algorithms of RDFCSA

First we analyze the relative performance of the query algorithms developed for our structure, discussed in Section 3.2. We measure space and query times for the different triple-patterns using the basic binary search algorithm (*base* in the plots), the D-select-forward-check strategy (*forward*), and D-select-backward-check (*backward*).

Figure 6 displays the space and query times for the different search algorithms.⁹ We only show results for query patterns with zero or one unbound variable, because triple-patterns with a single fixed variable lead to patterns α of length 1, where backward- or forward-check strategies cannot be applied. For the backward- and forward- strategies we use our *selectnext* optimization.¹⁰ As shown in the figure, the baseline binary search is in general slower than the other alternatives, but query times are roughly the same. A notable exception occurs in $(?s, p, o)$ queries, where the forward-check strategy is very inefficient. This difference is due to the large number of occurrences that may have to be sequentially checked in R_p . Therefore, even though *D-select+forward-check* is faster in most cases, *D-select+backward-check* is in general more consistent. Note, nevertheless, that we can easily select the best algorithm for each triple-pattern, and we can even perform on-the-fly selection of the best query algorithm using a simple heuristic depending on the length of the ranges involved. For simplicity, in the following experiments we only display the query time of the most efficient search technique in each query pattern (i.e., *D-select+forward-check* in most cases, *D-select+backward-check* in $(?s, p, o)$ queries). Note also that the results presented in this section are those of the basic implementation of RDFCSA. Additional plots are omitted for simplicity, but we have obtained similar results for other implementation variants, with *D-select+backward-check* being the most consistent search strategy overall.

7. <https://code.google.com/archive/p/rdf3x/>

8. Provided by the authors of K2Triples, available at <http://dataweb.infor.uva.es/queries-k2triples.tgz>

9. The space is given as a percentage of the size of the raw data, which for this purpose is taken as a binary representation of the triple-patterns with each triple stored using three 32-bit integers.

10. Further details comparing *select* implementations will be given in Figure 7.

Next, we analyze the impact of our improvements on *select₁* queries on triple-patterns with two unbound variables. In these queries, we must search for a pattern α of length 1, so we can replace the standard binary search of the *iCSA* by two *select* operations in Ψ to locate the appropriate interval $[l, r]$. Further, the second *select* can be replaced with the *selectnext* algorithm, which is faster (see Section 3.2.2).

Figure 7 displays the performance of the binary search on Ψ (*binsearch*), of replacing it with two *select₁* operations on D implemented with binary searches (2 *selects*), of improving those *select₁* operations with sampling (2 *selects* + *samples*), and of replacing the second such *select₁* with a *selectnext* operation (*selectnext*). The results show that each improvement makes a significant difference with the previous version, except for the use of *selectnext*, whose improvement is marginal but still always positive. Recall that we store the *select₁* answers directly on D_p , thus in the triple-pattern $(?s, p, ?o)$ there is no difference between *binsearch* and the various *select₁* variants. Considering these results, in the remaining experiments we will always use the *selectnext* algorithm when applicable.

4.3 Comparison with other RDF representations

In this section we compare RDFCSA with state-of-the-art alternatives. We start by measuring their space requirements and query performance on simple triple-patterns. We show compression as a percentage of the original size of the collection. We test three implementation variants of RDFCSA. In all of them, we use the algorithms that obtained the best results in previous tests: *selectnext* to obtain ranges using D , *D-select+forward-check* for most patterns that require search on Ψ , and *D-select+backward-check* for $(?s, p, o)$ patterns. The three variants are:

- *RDFCSA* is the basic implementation, with D and Ψ partitioned into three arrays. Those for D are bitmaps in plain form with *rank₁* [29] and our faster *select₁* structures, yet D_p stores the *select₁* answers in plain form. The Ψ arrays are compressed with Huffman and run-length encoding (RLE) [33].
- *RDFCSA-rrr* is like the basic variant but the bitmaps of D are compressed using the RRR technique [39] with sampling parameter 128.
- *RDFCSA-Hybrid* is the *hybrid* variant, with Ψ_s and Ψ_o stored as plain arrays where entries use $\lceil \log_2 n \rceil$ bits, and Ψ_p compressed as usual with Huffman and RLE.

Figure 8 shows the space/time tradeoffs obtained by all the solutions in the core triple-pattern queries. We display a plot per triple-pattern, including the values for each alternative and a detailed zoom view centered in our solutions to make the results easier to read.

Let us first focus in the comparison between our implementation variants, which can be better observed in the zoomed-in subplots. The *RDFCSA-rrr* variant, which aims at reducing the space of RDFCSA, is moderately successful in that sense, with little impact in the time when the structures use little space (i.e., nearly 50% of space thanks to a sparse sampling of Ψ). Thus, it is an interesting alternative to reduce space. However, when we aim at improving the query performance by using a denser sampling of Ψ , the

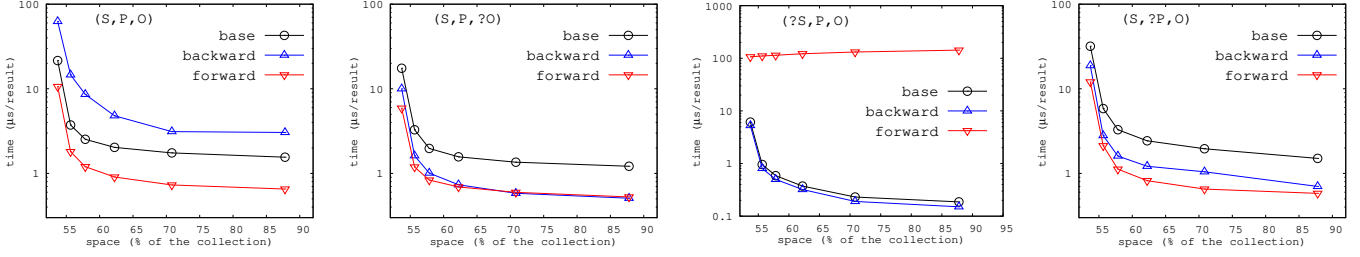


Fig. 6. Query times of the search variants on query patterns with zero or one unbound variable. Times in microseconds per result returned and in log scale.

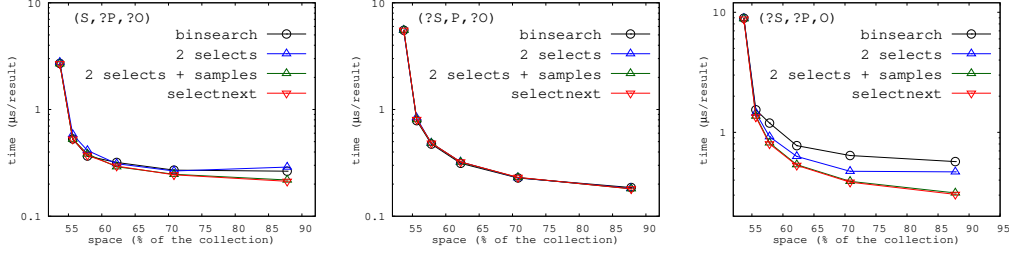


Fig. 7. Comparison between basic binary search in the *iCSA* and dual select for patterns with one fixed term. Times in microseconds per result and in log scale.

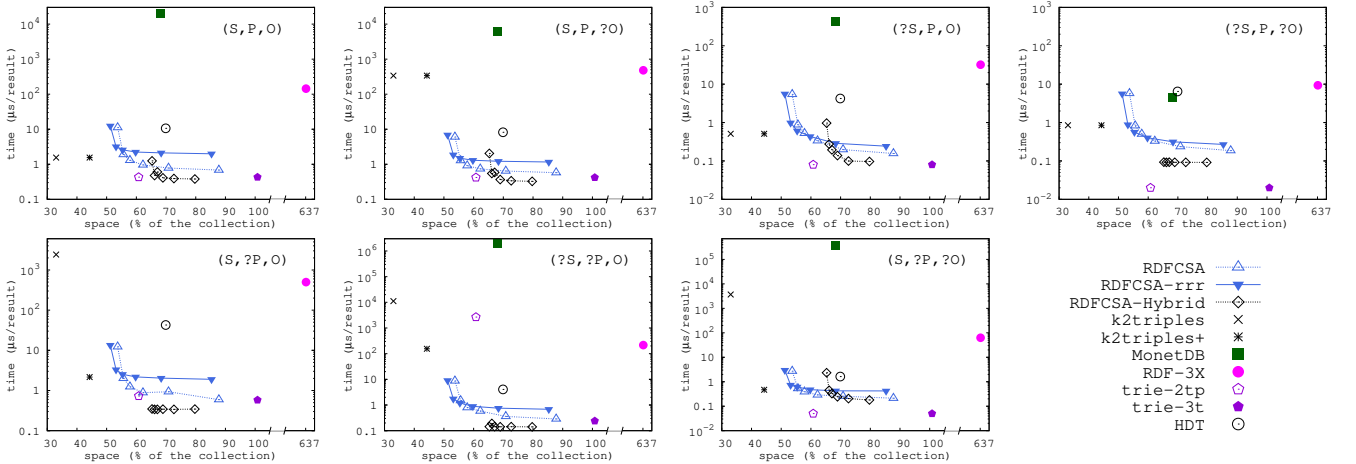


Fig. 8. Space/time tradeoff on the triple-pattern queries. Note the log scale in the main plots, and linear scale in the zoomed sections. Query times in microseconds per result reported. MonetDB did not terminate in reasonable time for $(s, ?p, o)$ triple-patterns.

RDFCSA-rrr becomes much slower than the basic *RDFCSA*. The *RDFCSA-Hybrid* variant, instead, uses at least 65% of space, but it is significantly faster than the basic *RDFCSA*. This variant improves its times with a denser sampling of Ψ only in query patterns where the subarray Ψ_p is involved.

We next focus on the comparison with other solutions. The results show that *RDFCSA* requires more space than *K2Triples*, and even than the faster *K2Triples+*. The trie-based solutions achieve significantly different compression rates: *trie-2tp* is comparable in space to *RDFCSA*, whereas *trie-3t* is up to 60% larger. MonetDB and HDT are also close to the compression ratio of *RDFCSA*, whereas *RDF-3X* requires significantly more space, roughly 8 times the size of *RDFCSA*.

Recall that we display the space and query times required to store and query triples of integers for all approaches except *RDF-3X*. *RDF-3X* is therefore not directly

comparable to the other solutions, but it is a relevant baseline as a fully-functional SPARQL query tool. Note that any of the other variants, including *RDFCSA*, could be complemented with a compact string dictionary that follows the encoding proposed for HDT. Solutions like HashDAC-RP [19] can answer string-to-id and id-to-string translations in a few microseconds per operation (typically 1–4 in URI and literal dictionaries such as those required in DBpedia [19], [40]), and would move solutions based on ids an extra 60% to the right in our plots. Since each triple-pattern requires at most 3 string-to-id translations per query, and at most 3 id-to-string operations per returned result (i.e., at most 2 translations if we omit the $(?s, ?p, ?o)$ triple-pattern), query times would be increased by a few microseconds per result. This means that, even adding the space and query times required for such a dictionary, *RDFCSA* would still easily overcome *RDF-3X* in both space and query times.

Further, the final id-to-string translations are only needed for the final results. The output of triple-pattern queries are in many cases used as inputs to more complex SPARQL operations, in which case those intermediate results do not need to be translated.

We now discuss specific results for each triple-pattern, though overall trends can be easily detected: K2Triples and K2Triples+ are the most space-efficient solutions, but their performance is difficult to assess, since it varies significantly among triple patterns. In turn, *RDFCSA* obtains consistently low query times, never exceeding 10 microseconds per result in any triple-pattern for reasonable sampling intervals. *Trie-2tp* obtains compression comparable with that of *RDFCSA* and better query times in most triple-patterns, yet as explained before it has a major drawback: the $(?s, ?p, o)$ pattern is up to 10,000 times slower than the others, and roughly 1000 times slower than *RDFCSA*, effectively limiting the application of this solution. The strongest counterpart, *trie-3t*, on the other hand, achieves the best query times in some cases, yet at the cost of much worse compression (*RDFCSA-Hybrid* outperforms it in the others, using less space). HDT is consistent in query times, but slower and larger in general than *RDFCSA*. MonetDB is several orders of magnitude slower than *RDFCSA*, using similar space, whereas RDF-3X is about 8 times larger and still significantly slower than our technique. Therefore, in what follows we focus on the comparison between *RDFCSA*, K2Triples, and *trie* variants.

The simplest triple-pattern, (s, p, o) , is the best case for K2Triples, since it performs a single-cell retrieval query at (s, o) in the k^2 -tree associated with predicate p . In terms of time per result, this query is the worst for *RDFCSA*, since it searches for a pattern of length 3 to return at most one occurrence. Still, *RDFCSA* outperforms K2Triples with a reasonable sampling for Ψ (i.e., using over 55% space). The variant *RDFCSA-Hybrid* is the fastest, together with the *trie* variants. The situation is very similar for the triple-pattern $(?s, p, o)$, where K2Triples has to scan a short column for fixed coordinate o in the grid.

K2Triples worsens by orders of magnitude in triple-patterns $(s, p, ?o)$, because it has to scan all the objects in a long row (fixed s coordinate) of the k^2 -tree associated with predicate p . Instead, *RDFCSA* and *trie* variants are almost unchanged. In fact, *RDFCSA-Hybrid* becomes slightly faster than the *trie* variants when using 70% space.

In the triple-pattern $(?s, p, ?o)$, K2Triples simply retrieves all the points in the k^2 -tree of predicate p , so its time per result is good (but still outperformed by *RDFCSA*). This time, the *trie* variants sharply outperform our fastest variant, *RDFCSA-Hybrid*.

The lower half of Figure 8 displays the three triple-patterns where the predicate is unbound. In these patterns, K2Triples is very inefficient, so we compare with K2Triples+, which uses significantly more space (yet still less than *RDFCSA*). As before, even the basic *RDFCSA* outperforms K2Triples+ once using over 55% of space, by orders of magnitude on $(?s, ?p, o)$. Our fastest variant, *RDFCSA-Hybrid*, also outperforms the *trie* variants, except on $(s, ?p, ?o)$, where the latter are clearly faster. Note that the main drawback of *trie-2tp* shows on $(?s, ?p, o)$, where it is several orders of magnitude slower.

Overall, the results show that *RDFCSA* is an intermediate spot between K2Triples, which achieves by far the best compression among the tested solutions (but is outperformed in time by *RDFCSA*), and *trie-3t*, which disputes the best query times with our variant *RDFCSA-Hybrid* (but uses more space). *RDFCSA* stands out as a very relevant space/time tradeoff, while offering stable and predictable times across all triple-pattern queries. This consistency is particularly significant taking into account that triple-patterns are the basis for more complex SPARQL queries, which perform joins involving a number of triple-patterns. An inefficiency in one triple-pattern may sharply degrade the performance of the whole complex query. This is a problem in variants like *trie-2tp* and K2Triples+, which are several orders of magnitudes slower on some triple-patterns, and makes them less appealing for a general-purpose SPARQL query engine.

4.4 Join queries

After analyzing *RDFCSA* on basic triple-patterns, we study the performance of the different solutions in join queries involving two triple-patterns. In this section we only display results for some of the relevant state-of-the-art alternatives used previously: MonetDB and RDF-3X, as well as K2Triples and K2Triples+. The other solutions tested for triple-patterns (HDT and permuted trie indexes) have no specific mechanisms for joins, though we still could solve them by implementing merging or chaining evaluation on top of their triple-pattern queries. However, we expect the same relative performance with respect to *RDFCSA* we observed in Figure 8. Further, for simplicity we only display results for the basic implementation (*RDFCSA*) and the *Hybrid* version (*RDFCSA-Hybrid*). Finally, even though *RDFCSA* can still obtain space/time tradeoffs for join queries, for the sake of clarity we focus the analysis in this section on query times, and display results only for one sampling period of Ψ ($t_\Psi = 32$, the third point left-to-right in Figure 8).

We analyze the results for all the different join queries that can arise in practice, involving two triples [16]. These are classified according to the number and position of the unbound variables. For instance, $(s, p, ?x) \bowtie (?x, p, o)$ has no unbound variables apart from the join variable itself, whereas $(?s, ?p_1, ?x) \bowtie (?x, ?p_2, o)$ has three unbound variables in addition to the join variable x . In addition, for each join type, we take into account three different variants depending on the position of the join variable in the triple-patterns: *subject-subject*, *subject-object*, and *object-object*. The subdivision of join operations is as follows (we follow the same naming convention used in previous work [16]):

- Joins with *all-bound* predicates, that is, where the predicate of both triple-patterns involved in the join is fixed. We distinguish three join types in this family, depending on the number of unbound variables:
 - Join A involves no unbound variables apart from the join variable. The representative patterns for this join are $(s, p_1, ?x) \bowtie (?x, p_2, o)$ (subject-object), $(?x, p_1, o_1) \bowtie (?x, p_2, o_2)$ (subject-subject), and $(s_1, p_1, ?x) \bowtie (s_2, p_2, ?x)$ (object-object).

- Join B has an unbound variable in one of the triples (by convention we choose the first one). It includes the patterns $(?s, p_1, ?x) \bowtie (?x, p_2, o)$ (subject-object), $(?x, p_1, ?o_1) \bowtie (?x, p_2, o_2)$ (subject-subject), and $(?s_1, p_1, ?x) \bowtie (s_2, p_2, ?x)$ (object-object).
 - Join C has also an unbound variable in the second triple: $(?s, p_1, ?x) \bowtie (?x, p_2, ?o)$ for subject-object, $(?x, p_1, ?o_1) \bowtie (?x, p_2, ?o_2)$ for subject-subject, and $(?s_1, p_1, ?x) \bowtie (?s_2, p_2, ?x)$ for object-object.
- In the remaining join types we will only give explicitly the subject-object pattern, as a representative of the join type.

- Joins with one unbound predicate. In this family, we consider the following joins:
 - Join D has all variables bound except for a single predicate: $(s, p_1, ?x) \bowtie (?x, ?p_2, o)$
 - Join E has an extra unbound variable. The location of the unbound variable leads to two variants: $(?s, p_1, ?x) \bowtie (?x, ?p_2, o)$ (E1) and $(s, p_1, ?x) \bowtie (?x, ?p_2, ?o)$ (E2).
 - Join F has all variables unbound except for one predicate: $(?s, p_1, ?x) \bowtie (?x, ?p_2, ?o)$.
- Joins with two unbound predicates. In this family, we consider the following joins:
 - Join G has only the predicates unbound: $(s, ?p_1, ?x) \bowtie (?x, ?p_2, o)$.
 - Join H has an extra unbound variable: $(?s, ?p_1, ?x) \bowtie (?x, ?p_2, o)$.

As explained before, for each join we study the three main variants (subject-subject, subject-object, and object-object). Besides, for each join type and variant we use two different query sets (-big and -small), which differ in the average number of results returned by the queries.

We also consider the following features of the groups, which are relevant for the analysis in our experimental evaluation:

- Joins A, B, and C involve no unbound predicates; in this category, K2Triples+ does not improve the results of K2Triples, since a single predicate is always checked.
- In each category, queries are listed in order of increasing “complexity”, in the sense that additional unbound variables lead to a larger number of intermediate results, and therefore additional computation is required. As in the experiments with triple-patterns, we display all our performances in time per result, to facilitate comparisons across different joins.

For each join type, we display query times for the strategies applied: merge-join (-merge), and left- (-left) and right-chaining (-right), as well as interactive evaluation in K2Triples (-int) [16]. Note that in some joins, specific strategies are inherently less efficient; we display all of them for *RDFCSA* in our results for completeness, excluding only the alternatives that would cause a full database query $(?s, ?p, ?o)$. Because of the inherent inefficiency of some

techniques depending on the type of join, we will focus our discussion mainly on the most efficient strategies for each join type. Particularly, even though MonetDB and RDF-3X are slightly more competitive in joins than in triple-patterns, they are still far from competitive overall. Moreover, for some query patterns and configurations we were not able to obtain results in reasonable time with these tools (although a very small number of query sets also failed with K2Triples or K2Triples+); in those cases the corresponding bar will appear empty in the plots that display the results. Taking all of this into consideration, we will focus most of our analysis on the comparison between *RDFCSA* and K2Triples or K2Triples+.

4.4.1 Joins with all-bound predicates

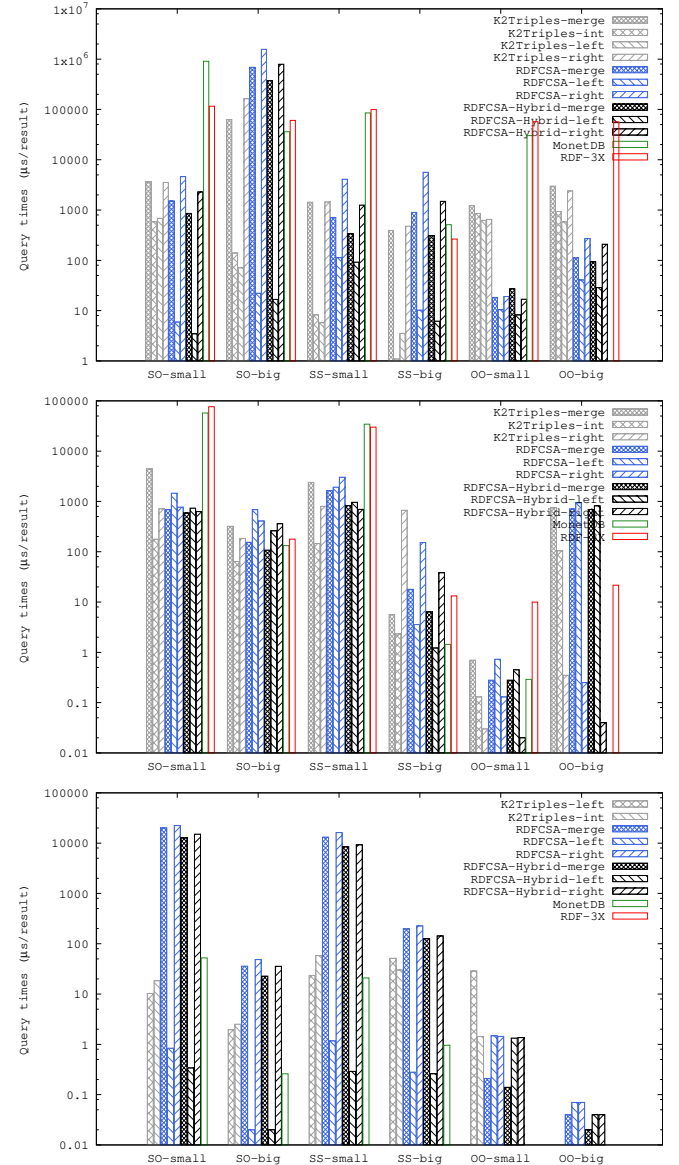


Fig. 9. Results for join A (top), B (center), and C (bottom).

For these joins, we compare *RDFCSA*, K2Triples, MonetDB, and RDF-3X. We exclude K2Triples+ because the additional indexes it uses do not provide an improvement over K2Triples.

The top plot of Figure 9 displays the results for join A (e.g., $(s, p_1, ?x) \bowtie (?x, p_2, o)$, with no unbound variables). In this join, *RDFCSA* with left chaining obtains the best results in all cases. This technique, for subject-object joins, essentially executes each join as an $(s, p_1, ?x)$ query chained with (x_i, p_2, o) queries for each x_i that results from the first query. The results are similar for object-object joins, but for subject-subject joins, *K2Triples* obtains better query times. This difference, depending on the position of the join variable, is consistent with our previous results on triple-patterns: when executing an object-object or subject-object join with left chaining, the first query executed involves an $(s, p, ?o)$ pattern, where *RDFCSA* was two orders of magnitude faster than *K2Triples*. However, on subject-subject joins, the first query is an $(?s, p, o)$ pattern, where query times were similar.

The center plot of Figure 9 displays results for join B (e.g., $(?s, p_1, ?x) \bowtie (?x, p_2, o)$, with one unbound variable). Several times, *K2Triples* obtains the best query times with its interactive evaluation strategy, but *RDFCSA-Hybrid* is the best in the other cases. The nature of this join, where one pattern has an extra unbound variable, leads to uncertainty in the complexity of the best operation order. Because of this, the interactive evaluation in *K2Triples* is a good approach, even though differences are usually small.

The bottom plot of Figure 9 displays results for join C (e.g., $(?s, p_1, ?x) \bowtie (?x, p_2, ?o)$, with two unbound variables). In this type of join, *RDFCSA* again obtains the best query times, usually with left-chaining evaluation. This is clearly the most efficient technique for this join, with results similar to those of join A. When both triple-patterns have a similar structure (i.e., the same number of fixed and bound variables), *RDFCSA* tends to be more efficient with left-chaining, due to the performance of the triple-pattern queries that are generated: in subject-object joins, with left-chaining, we run an $(?s, p_1, ?o_1)$ query followed by many $(s_i, p_2, ?o_2)$ queries, which are very efficient in *RDFCSA*. However, in object-object joins the merge strategy is better.

4.4.2 Joins with one unbound predicate

Figures 10 and 11 display the query times for joins D, E, and F. In these experiments we compare *RDFCSA* with *K2Triples+* instead of *K2Triples*, since the latter is typically orders of magnitude slower.

Considering the results across all the joins, *RDFCSA* achieves better query times. Yet, results are significantly different depending on the join type and query set. *RDF-3X* and *MonetDB* are, again, far from competitive (they are up to 1 and 5 orders of magnitude slower, respectively). Hence, we will focus on the comparison between *RDFCSA* and *K2Triples+*.

In join D, *RDFCSA* obtains the best results for object-object joins, but *K2Triples+* is faster in subject-subject joins. Left-chaining is the best strategy in most cases, both in *K2Triples+* and *RDFCSA*, since it evaluates the triple-pattern with bound predicate first, therefore saving a significant effort on the right triple-pattern. Results are again slightly different in object-object joins, where the merge strategy obtains the best results for *RDFCSA*.

The results are clearer in join F: *RDFCSA* is significantly faster in all cases, again with left-chaining, as this reduces

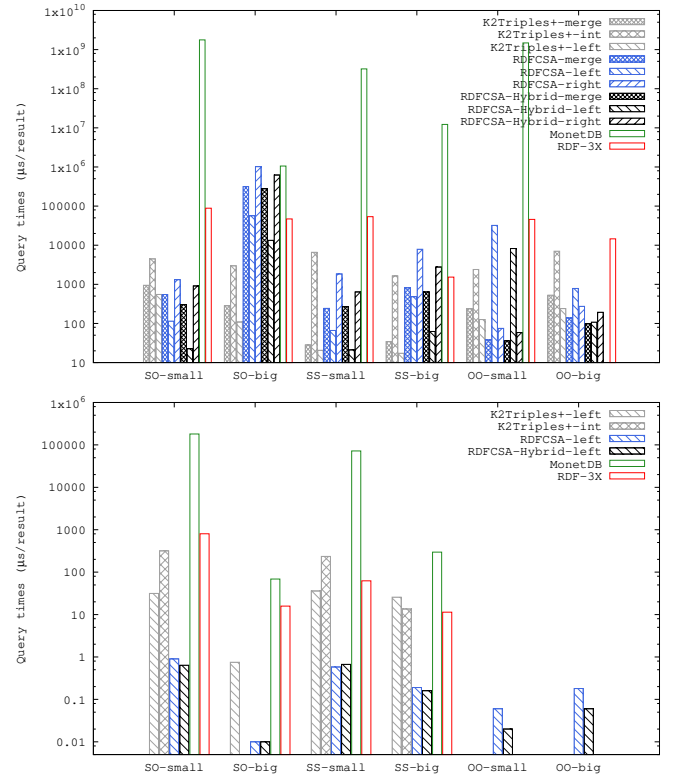


Fig. 10. Results for join D (top) and F (bottom).

the cost of processing the pattern with unbound predicate. Note that, for this join, *K2Triples+*, *MonetDB*, and *RDF-3X* failed to answer object-object joins in our setup. Finally, note that when comparing joins D and F, we find the same trend existing between joins A and C: *K2Triples* and *K2Triples+* are more competitive with few unbound variables. In more complex queries, instead, *RDFCSA* is much more efficient.

Figure 11 shows significant differences between joins E1 and E2, because the different location of the unbound predicate leads to very different triple-patterns in each side of the join. The join E1 (e.g., $(?s, p_1, ?x) \bowtie (?x, ?p_2, o)$) requires much more computation with any of the basic strategies, since both triple-patterns contain an unbound variable. The best evaluation strategy is unclear: the merge and right-chaining techniques are competitive in *RDFCSA*, but *K2Triples+* is slightly faster in most cases with its interactive evaluation. However, in join E2, the left pattern is much simpler than the right one, leading to a clearer evaluation path: left-chaining is the best strategy, and *RDFCSA* is an order of magnitude faster than *K2Triples+* in most joins.

4.4.3 Two unbound predicates

Figure 12 displays the query times for joins G (e.g., $(s, ?p_1, ?x) \bowtie (?x, ?p_2, o)$) and H (e.g., $(?s, ?p_1, ?x) \bowtie (?x, ?p_2, o)$). We display results for *RDFCSA*, *K2Triples+*, and *RDF-3X*. We omit *MonetDB* in these joins because the combination of two unbound predicates makes those queries extremely inefficient in its vertical partitioning model.

Like in previous cases, the results vary significantly depending on the join and query set. For join G, *RDFCSA* is much faster in almost all cases, using merging or

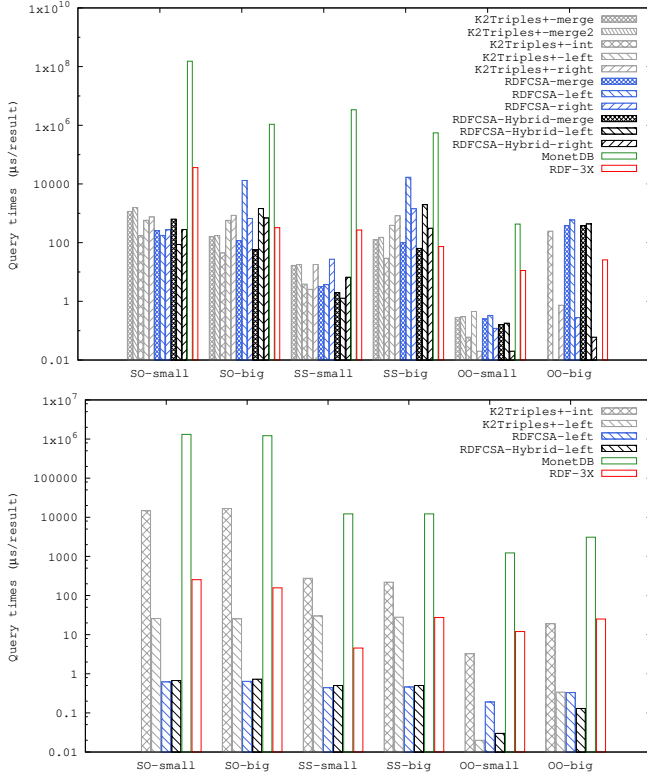


Fig. 11. Results for joins E1 (top) and E2 (bottom).

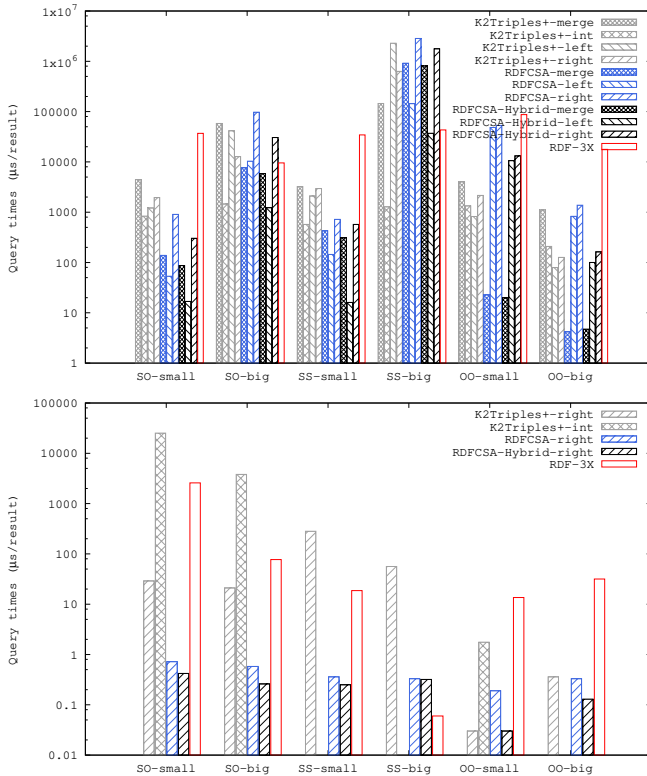


Fig. 12. Results for joins G (top) and H (bottom).

left-chaining depending on the case. For join H, *RDFCSA* with right-chaining is also orders of magnitude faster than *K2Triples+* in general. These results are again consistent with the trend in previous sections that suggests that *RDFCSA* is especially competitive in the more complex join patterns. The subject-subject joins with many results are the only observed case where *RDF-3X* yields the fastest strategy.

5 CONCLUSIONS

We have introduced *RDFCSA*, a compact data structure for the efficient storage and querying of RDF datasets. It is based on a compressed text index, the *CSA* [20], which is adjusted so that the triples that compose the RDF dataset are regarded as circular strings of length 3. We demonstrate that all the SPARQL triple-patterns boil down to text searches in this particular collection of cyclic strings. The basic capabilities of *RDFCSA* are then based on the *CSA* search algorithms, which we have adapted and optimized for our scenario. We also design algorithms to solve the SPARQL joins, which build on our methods to solve triple-pattern queries.

RDFCSA is able to compress a set of RDF triples to around 50% of their raw size. Within this space, it offers fast and very consistent query times for all the basic triple-pattern queries, which are the basis for SPARQL support. In our experiments, *RDFCSA* answers any triple-pattern query within a few microseconds per result. Our experimental evaluation shows that state-of-the-art solutions like *RDF-3X* [8] and *MonetDB* [8] are either much larger or much slower than *RDFCSA*; we also clearly outperform *HDT* [12] in both space and time.

While *K2Triples* [16] obtains better compression than *RDFCSA*, its query times are much less consistent, being several orders of magnitude slower in some triple-pattern queries. The recent permuted trie indexes [17], on the other hand, are able to outperform *RDFCSA* in time, but in order to achieve consistent performance for all query patterns they need to use around 50% more space. Our implementation variants provide a wide space/time tradeoff, which ranges from compression and query times close to those of *K2Triples* to very fast variants that are competitive with permuted trie indexes, even outperforming them in several triple patterns, while using significantly less space.

Overall, *RDFCSA* provides a very appealing space/time tradeoff for the storage of RDF data, combining low space with fast and consistent query times. Such predictability is very important when building up more complex SPARQL queries on top of simple triple-patterns and joins.

Our current implementation is designed to handle integer-based triples, so it requires an external dictionary to handle the mapping. As future work, we plan to integrate *RDFCSA* with some compressed dictionary [18], [19], [40] in order to provide efficient mappings between strings and ids. Another choice is to integrate it in the *HDT* library (<http://rdfhdt.org>), which already provides the needed string dictionaries. Another future challenge is to make *RDFCSA* dynamic, that is, allow adding and removing triples from the database. This is already supported by indexes like *RDF-3X*; a dynamic implementation of *K2Triples* also exists [41]. We believe that it is possible to build on

dynamic variants of the CSA [42], [43], [44] to obtain an efficient dynamic RDFCSA.

ACKNOWLEDGMENTS

The Spanish group is partially funded by Xunta de Galicia/FEDER-UE [CSI: ED431G 2019/01 and GRC: ED431C 2017/58]; by Xunta de Galicia/GAIN [Innovapeme: IN848D-2017-2350417]; by Xunta de Galicia Conecta-Peme 2018 [Gema: IN852A 2018/14]; and by MCIU-AEI/ FEDER-UE [Datos 4.0: TIN2016-78011-C4-1-R; Velocity: TIN2016-77158-C4-3-R; BIZDEVOPS: RTI2018-098309-B-C32; STEPS: RTC-2017-5908-7]. Gonzalo Navarro is partially funded by the Millennium Institute for Foundational Research on Data (IMFD), Chile.

REFERENCES

- [1] N. R. Brisaboa, A. Cerdeira-Pena, A. Fariña, and G. Navarro, "A compact RDF store using suffix arrays," in *Proc. 22nd International Symposium on String Processing and Information Retrieval (SPIRE)*, 2015, pp. 103–115.
- [2] T. Berners-Lee, J. Hendler, and O. Lassila, "The semantic Web," *Scientific American*, vol. 284, pp. 34–43, 2001.
- [3] F. Manola, E. Miller, and (Editors), "RDF primer, W3C recommendation," <http://www.w3.org/TR/rdf-primer>, 2004.
- [4] F. Gandon, G. Schreiber, and (Editors), "RDF 1.1 XML syntax, W3C recommendation," <http://www.w3.org/TR/rdf-syntax-grammar>, 2004.
- [5] E. Prud'hommeaux, A. Seaborne, and (Editors), "SPARQL query language for RDF, W3C recommendation," <http://www.w3.org/TR/rdf-sparql-query>, 2008.
- [6] S. Sakr and G. Al-Naymat, "Relational processing of RDF queries: A survey," *ACM SIGMOD Record*, vol. 38, no. 4, pp. 23–28, 2010.
- [7] C. Weiss, P. Karras, and A. Bernstein, "Hexastore: Sextuple indexing for semantic web data management," *Proc. VLDB Endowment*, vol. 1, no. 1, pp. 1008–1019, 2008.
- [8] T. Neumann and G. Weikum, "The RDF-3X engine for scalable management of RDF data," *The VLDB Journal*, vol. 19, no. 1, pp. 91–113, 2010.
- [9] M. Atre, V. Chaoji, M. J. Zaki, and J. A. Hendler, "Matrix "bit" loaded: A scalable lightweight join query processor for RDF data," in *Proc. 19th International Conference on World Wide Web (WWW)*, 2010, pp. 41–50.
- [10] MonetDB, 2013, <http://www.monetdb.org>.
- [11] O. Cur, Blin, Guillaume, Revuz, Dominique, and D. C. Faye, "Waterfowl: A compact, self-indexed and inference-enabled immutable RDF store," in *Proc. 11th Extended Semantic Web Conference (ESWC)*, ser. LNCS 8465, 2014, pp. 302–316.
- [12] J. D. Fernández, M. A. Martínez-Prieto, C. Gutiérrez, A. Polleres, and M. Arias, "Binary RDF representation for publication and exchange (HDT)," *Web Semantics*, vol. 19, pp. 22–41, 2013.
- [13] Y. Jing, D. Jeong, and D.-K. Baik, "SPARQL graph pattern rewriting for OWL-DL inference queries," *Knowledge and Information Systems*, vol. 20, no. 2, pp. 243–262, 2009.
- [14] J. Du, H. Wang, Y. Ni, and Y. Yu, "HadoopRDF: A scalable semantic data analytical engine," *Intelligent Computing Theories and Applications*, vol. 7390, pp. 633–641, 2012.
- [15] M. Hammoud, D. Rabbou, R. Nouri, S. Beheshti, and S. Sakr, "DREAM: distributed RDF engine with adaptive query planner and minimal communication," *Proc. VLDB Endowment*, vol. 8, no. 6, pp. 654–665, 2015.
- [16] S. Álvarez-García, N. Brisaboa, J. D. Fernández, M. A. Martínez-Prieto, and G. Navarro, "Compressed vertical partitioning for efficient RDF management," *Knowledge and Information Systems*, vol. 44, no. 2, pp. 439–474, 2015.
- [17] G. E. Pibiri, R. Perego, and R. Venturini, "Compressed indexes for fast search of semantic data," *IEEE Transactions on Knowledge and Data Engineering*, 2020, to appear.
- [18] M. A. Martínez-Prieto, J. D. Fernández, and R. Cánovas, "Querying RDF dictionaries in compressed space," *SIGAPP Applied Computing Review*, vol. 12, no. 2, pp. 64–77, 2012.
- [19] M. A. Martínez-Prieto, N. Brisaboa, R. Cánovas, F. Claude, and G. Navarro, "Practical compressed string dictionaries," *Information Systems*, vol. 56, no. C, pp. 73–108, 2016.
- [20] K. Sadakane, "New text indexing functionalities of the compressed suffix arrays," *Journal of Algorithms*, vol. 48, no. 2, pp. 294–313, 2003.
- [21] J. D. Fernández, "Binary RDF for scalable publishing, exchanging and consumption in the Web of Data," in *Proc. 21st International Conference on World Wide Web (WWW)*, 2012, pp. 133–138.
- [22] M. A. Martínez-Prieto, M. Arias Gallego, and J. D. Fernández, "Exchange and consumption of huge RDF data," in *Proc. 9th Extended Semantic Web Conference (ESWC)*, 2012, pp. 437–452.
- [23] D. J. Abadi, A. Marcus, S. R. Madden, and K. Hollenbach, "Scalable semantic Web data management using vertical partitioning," in *Proc. 33rd International Conference on Very Large Data Bases (VLDB)*, 2007, pp. 411–422.
- [24] N. Brisaboa, S. Ladra, and G. Navarro, "Compact representation of Web graphs with extended functionality," *Information Systems*, vol. 39, no. 1, pp. 152–174, 2014.
- [25] G. Ottaviano and R. Venturini, "Partitioned Elias-Fano indexes," in *Proc. 37th International ACM Conference on Research and Development in Information Retrieval (SIGIR)*, ser. SIGIR 14, 2014, pp. 273–282.
- [26] G. Jacobson, "Space-efficient static trees and graphs," in *30th Annual Symposium on Foundations of Computer Science (FOCS)*, 1989, pp. 549–554.
- [27] D. Clark, "Compact PAT trees," Ph.D. dissertation, U. of Waterloo, Canada, 1996.
- [28] J. I. Munro, "Tables," in *Proc. 16th Conference on Foundations of Software Technology and Theoretical Computer Science (FSTTCS)*, ser. LNCS 1180, 1996, pp. 37–42.
- [29] R. González, S. Grabowski, V. Mäkinen, and G. Navarro, "Practical implementation of rank and select queries," in *Poster Proc. of 4th Workshop on Efficient and Experimental Algorithms (WEA)*, Greece, 2005, pp. 27–38.
- [30] U. Manber and G. Myers, "Suffix arrays: a new method for on-line string searches," *SIAM Journal on Computing*, vol. 22, no. 5, pp. 935–948, 1993.
- [31] R. Grossi and J. Vitter, "Compressed suffix arrays and suffix trees with applications to text indexing and string matching," in *Proc. 32nd ACM Symposium on Theory of Computing (STOC)*, 2000, pp. 397–406.
- [32] G. Navarro and V. Mäkinen, "Compressed full-text indexes," *ACM Computing Surveys*, vol. 39, no. 1, p. article 2, 2007.
- [33] A. Fariña, N. R. Brisaboa, G. Navarro, F. Claude, Á. S. Places, and E. Rodríguez, "Word-based self-indexes for natural language text," *ACM Transactions on Information Systems*, vol. 30, no. 1, p. article 1, 2012.
- [34] P. Ferragina and R. Venturini, "The compressed permuterm index," *ACM Transactions on Algorithms*, vol. 7, no. 1, p. article 10, 2010.
- [35] P. Ferragina and G. Manzini, "Indexing compressed texts," *Journal of the ACM*, vol. 52, no. 4, pp. 552–581, 2005.
- [36] P. Ferragina, G. Manzini, V. Mäkinen, and G. Navarro, "Compressed representations of sequences and full-text indexes," *ACM Transactions on Algorithms*, vol. 3, no. 2, p. article 20, 2007.
- [37] J. Barbay, F. Claude, T. Gagie, G. Navarro, and Y. Nekrich, "Efficient fully-compressed sequence representations," *Algorithmica*, vol. 69, no. 1, pp. 232–268, 2014.
- [38] S. Auer, C. Bizer, G. Kobilarov, J. Lehmann, R. Cyganiak, and Z. Ives, "DBpedia: a nucleus for a Web of open data," in *Proc. 6th International Semantic Web (ISWC) Conference and 2nd Asian Semantic Web Conference (ASWC)*, 2007, pp. 722–735.
- [39] R. Raman, V. Raman, and S. S. Rao, "Succinct indexable dictionaries with applications to encoding k-ary trees, prefix sums and multisets," *ACM Transactions on Algorithms*, vol. 3, no. 4, p. article 8, 2007.
- [40] N. R. Brisaboa, A. Cerdeira-Pena, G. de Bernardo, and G. Navarro, "Improved compressed string dictionaries," in *Proc. 28th ACM International Conference on Information and Knowledge Management (CIKM)*, 2019, pp. 29–38.
- [41] —, "Compressed representation of dynamic binary relations with applications," *Information Systems*, pp. 106–123, 2017.
- [42] H.-L. Chan, W.-K. Hon, T.-W. Lam, and K. Sadakane, "Compressed indexes for dynamic text collections," *ACM Transactions on Algorithms*, vol. 3, no. 2, p. article 21, 2007.

- [43] V. Mäkinen and G. Navarro, "Dynamic entropy-compressed sequences and full-text indexes," *ACM Transactions on Algorithms*, vol. 4, no. 3, p. article 32, 2008.
- [44] J. I. Munro, Y. Nekrich, and J. S. Vitter, "Dynamic data structures for document collections and graphs," in *Proc. 34th ACM Symposium on Principles of Database Systems (PODS)*, 2015, pp. 277–289.



Nieves R. Brisaboa is the founder of the Database Laboratory of the University of A Coruña (<https://lbd.udc.es>). Since 2007, she is a full professor at the University of A Coruña. She has been main researcher of more than 15 national and international research projects, and led about 40 research projects with public and private institutions. Her research interests include digital libraries, text retrieval, compressed text retrieval, deductive databases and spatial databases. She is author of more than 35 papers

in ISI journals, and 80 papers in relevant international conferences. She has co-advised 13 PhD thesis.



Ana Cerdeira-Pena is an Assistant Professor at University of A Coruña since 2013, year when she obtained her Ph.D. degree in Computer Science from the same institution. Her fields of interest include the analysis and design of compact data structures and algorithms for data compression and indexing, mathematical modeling and algorithms design for operational research problems, and information systems management. She has co-authored many articles in various international journals and relevant conferences, and has actively participated in several national and international research projects.



Guillermo de Bernardo is a researcher from the Databases Lab and assistant professor at University of A Coruña. He received his Ph.D. in Computer Science from University of A Coruña in 2014. His research interests are mainly focused on data compression, and include compact data structures and algorithms, compressed text retrieval and geographic information retrieval.



Antonio Fariña is an associate professor of the University of A Coruña since 2012, where he presented his Ph.D. in 2005 in the area of text compression. His research interests include compression and self-indexing for text, graphs, and trajectories of moving objects among others. He is author of 17 ISI-Journal Papers, 24 works on relevant conferences (SIGIR, DCC, CIKM, SPIRE). He has co-advised three PhD thesis and led three national research projects. Apart from that, he also got involved in more than

15 research projects.



Gonzalo Navarro is a full professor at the University of Chile. He has directed the Millennium Nucleus Center for Web Research, and led and participated in many research projects. In 2018, he was awarded as "ACM Distinguished Member". He has been PC (co-)chair of conferences such as SPIRE, SCCC, SIGIR-Posters, SISAP, LATIN, and CPM. He is a member of the Editorial Board of journals such as Inf. Retrieval, ACM JEA, and Inf. Systems, and has been guest editor of special issues of ACM SIGSPATIAL, JDA, Inf. Systems, and Algorithmica. He has been PC member of more than 50 international conferences and reviewer of around 40 journals. He has given around 50 invited talks in several universities and conferences. He is author of more than 160 papers in international journals, and 240 papers in international conferences. He is author of two books published by Cambridge University Press, around 25 book chapters, editor of 10 international conference proceedings. He is one of the most prolific and highly cited authors in Latin America.