

Sustaining a Healthy Ecosystem: Participation, Discussion, and Interaction in Eclipse Forums

Yusuf Sulisty Nugroho · Syful Islam ·
Keitaro Nakasai · Ifraz Rehman ·
Hideaki Hata · Raula Gaikovina
Kula · Meiyappan Nagappan · Kenichi
Matsumoto

Received: date / Accepted: date

Abstract Although many software development projects have moved their developer discussion forums to Stack Overflow, Eclipse has been steadfast in hosting their self-supported community forums. However, recent studies show that having a forum seem to share similarities to other communication channels. In this paper, we would like to investigate how the Eclipse project has successfully maintained its forum. Using a mixed-methods approach, we investigate the participation, discussions, and interactions between members of the Eclipse project by empirically analyzing over 1 million forum threads and their linkages to four systems with 2,170 connected contributors within the Eclipse ecosystem. Our results show that forum members actively participate in posting and responding to the threads equally. The forums are dominated by question and answer threads, with the status of user is likely relate to topics discussed. Sentiment among developers are consistent, with interaction among developers that are neutral or positive. Thus, for users, we recommend to identify appropriate topics and ask in a positive way when joining forums. Considering to prepare project-specific forums, such as GitHub Discussions, is recommended for software development projects to share such closed information. For researchers and practitioners, our study on forums is just one example of how Eclipse has been successful in sustaining a healthy ecosystem.

Keywords Eclipse · forums · ecosystem health · membership · sentiment

Yusuf Sulisty Nugroho, Syful Islam, Keitaro Nakasai, Ifraz Rehman, Hideaki Hata, Raula Gaikovina Kula, Kenichi Matsumoto
Nara Institute of Science and Technology, Japan
E-mail: {yusuf_sulistyo.nugroho.yi5, islam.syful.il4, nakasai.keitaro.nc8, rehman.ifraz.qy4, hata, raula-k, matsumoto}@is.naist.jp

Meiyappan Nagappan
University of Waterloo, Canada
E-mail: mei.nagappan@uwaterloo.ca

1 Introduction

Connectivity and clear communication channels play an essential role in collaborative software development environments by enabling developers to engage with, learn from, and co-create with other contributors. As one of discussion groups channels, forums support mass communication and coordination among distributed software development contributors (Storey et al, 2017). Forums are considered to be an improvement over mailing lists in that it provides browse and search functions, which are especially helpful for repetitive questions and answers (Squire, 2015).

Recent studies have been conducted that compare forums to communication channels that seem to have similarities to a forum. For instance, there have been studies on mailing lists (Guzzi et al, 2013; Zagalsky et al, 2018), question and answer sites (Stack Overflow) (Ye et al, 2017; Wang et al, 2018; Zou et al, 2017; Calefato et al, 2018), Microblogs (Guzman et al, 2016; Mezouar et al, 2018), and News aggregators (Aniche et al, 2018). Kahani et al. analyzed discussion topics using a topic modeling technique (Kahani et al, 2016). Squire studied the transition from self-supported forums to Stack Overflow (Squire, 2015). It has been reported that generic question and answer platforms such as Stack Overflow have taken over the roles of forums. For instance, many software development projects had closed their self-supported forums and moved to Stack Overflow (Squire, 2015). Furthermore, gamification strategies such as awarding of badges or a voting system of Stack Overflow are considered to be incentives designed to participate and improve answer quality (Squire, 2015).

As a long-living free and libre and open-source software (FLOSS) project, the Eclipse project still maintains an established and active forum. The dataset itself was selected as (part of) targeted data source for three MSR Mining Challenges.^{1,2,3} Recently Eclipse has integrated multiple software development systems and has been providing functionalities for analytical and visual information. In December 2016, Eclipse launched the Eclipse User Profile, which shows an overview of all contributor activities within the Eclipse ecosystem, such as contributed projects, reviews in Gerrit, and topics in forums.⁴ For this service, contributor accounts in different development systems are integrated to unique profiles, and we can easily see summaries of contributors' various activities in the Eclipse development ecosystem. From the discussion in 2014, donation contributors have been recognized with badges on Bugzilla and Eclipse Community Forums.⁵ With such connective functionalities, users can be easily aware of Eclipse community members' status and activities. Nakasai et al. reported that badges for donation contributors in Eclipse's Bugzilla have

¹ MSRMiningChallenge2007: <http://2007.msrconf.org/challenge/>.

² MSRMiningChallenge2008: <http://2008.msrconf.org/challenge/>.

³ MSRMiningChallenge2011: <http://2011.msrconf.org/msr-challenge.html>.

⁴ Antoine Thomas, The Eclipse User Profile, <http://blog.ttoine.net/en/2016/12/01/the-eclipse-user-profile/>, December 1, 2016.

⁵ Bug 434249 - Add decorator for Friends of Eclipse: https://bugs.eclipse.org/bugs/show_bug.cgi?id=434249

practical impact on decreasing response time of bug reports, and badges can be considered to be an effective signalling system (Nakasai et al, 2018).

In this paper, we would like to investigate how the Eclipse project has successfully maintained its forum, thus creating a healthy ecosystem. We first perform a preliminary study to analyze the participation of users in the Eclipse ecosystem, the characteristics of threads, and the classification of memberships. Then we set out to empirically analyze over 1 million forum threads and 2,170 connected contributions to other four systems (i.e., around 416 thousand profiles, 120 thousand code review submissions, 532 thousand bug reports with 2,883 committers from multiple projects) within the Eclipse ecosystem. We use the following research questions as a guide:

- *RQ₁: What is the participation based on the membership?*
- *RQ₂: What kind of discussion are communicated based on the membership?*
- *RQ₃: What is the sentiment of interactions based on the membership?*

Our results show that forum members actively participate in posting and responding to the threads equally. We found that the Eclipse forums are dominated by question and answer threads, especially discrepancies, which most of them were posted by junior members. We also found that the status of users is likely relate to the topics discussed in the forums. Finally, sentiment among developers are consistent, with interaction among developers that are neutral or positive having more chances to receive a response compare to other types of interactions. The results of our study provides three sets of recommendations:

- *Users.* Joining a forum discussion is beneficial as forums play a role as the center of knowledge sharing platform. Since forum has various discussion topics and as a bridge to communicate between people, users should identify the appropriate topics and share knowledge in positive manner to maximize the probability of getting responses.
- *Software development projects.* Considering to prepare project-specific discussion forums is recommended for software development projects since forums are not only limited to question-and-answer based discussion, but also enable developers to share such project-specific information or announcement.
- *Researchers.* The study shows that there are many open issues for future work: understanding and supporting forum discussions and further studies of activities in multiple software development systems.

Furthermore, the contributions of this paper are as follows:

- a comprehensive study of threads in Eclipse community forum, that covers over 1 million threads that have linkage to profiles, code review, bugs and project systems. In detail, we also analyze the category of link targets that were referenced by forum users in the threads as the external sources of knowledge;

- an identification of membership in the Eclipse forums and users contribution in the ecosystem using topological analysis;
- manual labelling of the discussion types communicated between forum members;
- manual analysis on social interactions between individuals within an ecosystem to share knowledge in the forum.

The rest of this paper is structured as follows. Section 2 describes our preliminary study, including the motivation, data collection, an online appendix, approach and the results of preliminary study. Section 3 presents our empirical analysis of Eclipse community forums. In details, we explain the motivation that includes three main research questions, and describe the study results. Section 4, 5 and 6 describe our recommendation, threats to validity and provide related works. Finally, we conclude this paper in Section 7.

2 Preliminary Study

Before we proceed with the study, we first carried out a preliminary study to describe the users' participation, thread characteristics, and users' classification in the Eclipse forums.

2.1 Motivation

The motivation of this preliminary study is to describe statistically the Eclipse community forums from the perspective of threads and users. Unlike the other online question and answer platforms such as Stack Overflow, Eclipse forums serve a communication channel that is not only for a question and answer interaction, but also for general discussion, sharing information, or even announcing such events. Furthermore, Eclipse forums also manage their users by assigning a membership status per user. Therefore, in detail, we would like to quantitatively investigate the contributors' participation in the Eclipse ecosystem, what is being discussed by users (i.e., hot categories of threads) in the Eclipse forums, how the organization communicate with members (i.e., webmasters message), to what extent are links used as the expert knowledge sources in forums, and classify the membership types of forum users. To understand the contributors' participation, forum characteristics and users' categories, we carry out an analysis to answer the following preliminary questions:

- ***PS₁: What is the participation of users in the Eclipse ecosystem?***
This study is conducted to answer the extent to which users in the ecosystem are (1) using forums and (2) using various systems.
- ***PS₂: What are the characteristics of threads in the forums?***
This analysis is to understand the patterns of messages posted by both organization and users, the most frequent discussion topics in the forums, and how users reference the information sources to support their answers.

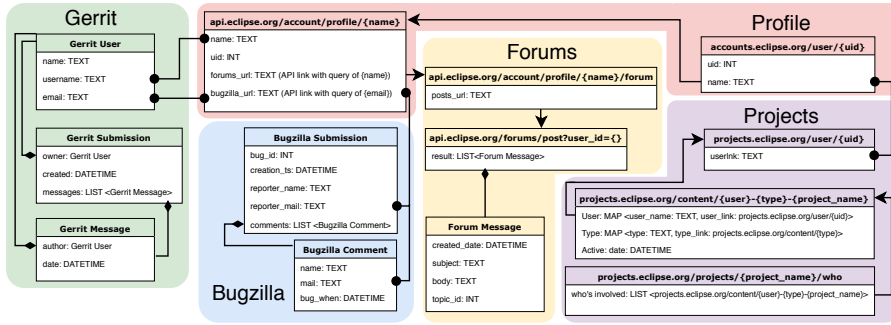


Fig. 1: Connected data from Gerrit, Bugzilla, Forums, and Projects via REST API in the Eclipse ecosystem.

– *PS₃: Are we able to classify the membership of forum users?*

The classification of forum users is important to understand the impact of membership on the participation, discussion and interaction between Eclipse forum users.

2.2 Eclipse Community System Collection

In this section, we describe the data sources and the data extraction used in the preliminary study. As shown in Figure 1, we collected the dataset from multiple sources in the Eclipse ecosystem. To answer the participation of Eclipse contributors in different systems (PS_1) in the preliminary study, we used a topological data analysis (TDA) technique to analyze the dataset from multiple sources (see Section 2.2.2). The characteristics of forum threads (PS_2) and membership classification (PS_3) are analyzed using the data of forum threads (see Section 2.2.3). The details of the data sources and the data extraction are presented as follows.

2.2.1 Data Sources

Figure 1 illustrates the schema that connects the five software development datasets within the Eclipse ecosystem. This connected data enables the integration of contributors’ various activities. Since the Eclipse REST API requests are limited to 1,000 an hour, we collect data not only from API but also from individual systems.

- **Profile Dataset.** Each contributor in the Eclipse ecosystem is required to register for a profile.⁶ The profile contains basic contributor information and can be used to track contributor activities.

⁶ <https://accounts.eclipse.org/user/register>

Table 1: Connected data extraction from five data sources within the Eclipse ecosystem

step	dataset	quantity	
step 1:	Profile	416,126	profiles
	Bugzilla	531,752	bug reports
	Projects	2,883	committers
	Gerrit	120,165	submissions
	Forums	1,097,174	threads
step 2:	Connected Gerrit contributors	2,170	contributors
	Connected forum messages	467	messages

- **Bugzilla Dataset.** The Bugzilla dataset contain the tracking of bug reports and their fixes within the Eclipse ecosystem.⁷
- **Projects Dataset.** To track social roles (committer, review, mentor, etc.) of contributors, we include the project dataset.⁸
- **Gerrit Dataset.** Gerrit is a review tool that facilitates collaboration between committers and contributors of within Eclipse.
- **Forum Threads.** Eclipse community forums, a user-to-user interaction site for Eclipse users, have a hierarchical structure. It contains a number of sub-forum categories which may have several topics. Within a forum’s problem-related topic, each new initial thread posted by a user can be responded by other users in the community.

2.2.2 Contributors from all Eclipse Community Systems

The participation of contributors within the Eclipse ecosystem can be analyzed using TDA from the connected data of five datasets, as described in Section 2.2.1. As presented in Table 1, the data used in this analysis are extracted through several steps.

Step 1: In this step, we extracted the dataset from five different sources, that are, Profile, Bugzilla, Projects, Gerrit, and Forums. For Profile dataset extraction, 416,150 *uids* and *names* were collected on September 14, 2018 from the profile system.⁹ Using the Profile API, 416,126 Profile data were obtained (24 users were not found) from November 5 to 13, 2018. To connect the activities in Bugzilla with the Profile dataset, we used the *email* addresses. We extracted 531,752 bug reports from October 10, 2001 to January 13, 2019. From the Projects data source, we then collected a total of 7,082 committers from the obtained 438 projects (on January 16, 2019). There were 2,942 distinct committers in the records. Among them, the information of 59 committers could not be accessed because of the deletion of accounts. Hence, the remaining 2,883 committers can be connected with Profile dataset through the *uid*. We collected 120,165 submissions from October 1, 2009 to October

⁷ <https://bugs.eclipse.org/bugs/>

⁸ A detailed list of Eclipse projects is available from <https://projects.eclipse.org/>.

⁹ <https://accounts.eclipse.org/user/>

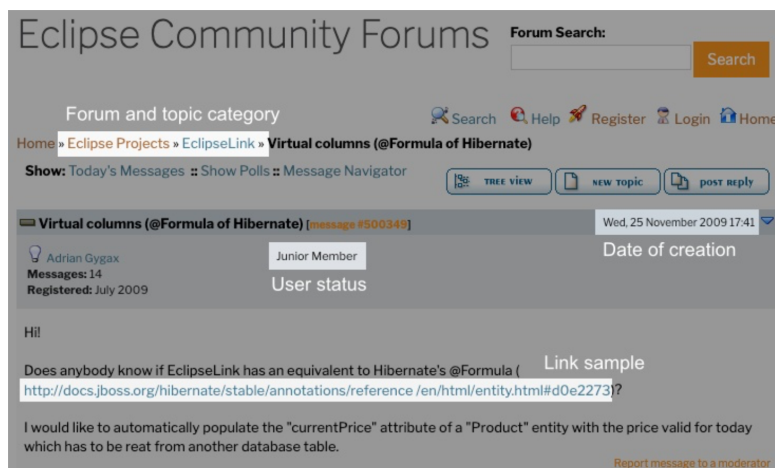


Fig. 2: Example of a forum thread

31, 2018. We link users with the Profile dataset, using the *name* or *email* to match. To download the forum threads, we extract the data from its API. We downloaded 1,097,174 threads (topics) available in the Eclipse community forums until January 9, 2019.¹⁰

Step 2: The connected forum data are collected in this step. On November 23, 2018, we extracted forum message data from Gerrit contributors, via the Eclipse REST API. As part of the data collection process, we applied a pre-processing to detect and remove duplicated accounts. We report 39 pairs of Gerrit and Eclipse forum accounts that have same *names* but different *usernames*. Through manual examination, we verified identities within those pairs; 27 pairs were found to be identical and merged. After the duplicate removal and linking to Profile data, we obtained 2,170 Gerrit contributors and extracted 467 forum message data that connect to these Gerrit contributors.

The collected 2,170 contributors from this extraction are then used to investigate the participation of contributors within the Eclipse ecosystem using a TDA technique. To build the topology, we construct the metrics of each contributor from the four data sources, namely, Bugzilla, Gerrit, Forums, and Projects (see the details in Section 2.4.1). The metrics describe the connected activities of the contributors within the Eclipse ecosystem.

2.2.3 Forum threads from the Eclipse Community Forum

Figure 2 depicts different elements of a thread, including (i) the topic category and subcategory, (ii) the member status and (iii) the link that was posted in the thread.

¹⁰ <https://www.eclipse.org/forums/index.php/t/>

Table 2: Outputs of the pre-processing of the Forum Dataset

step	# threads
step 1: raw extraction	1,097,174
step 2: remove duplication	832,058
step 3: separation:	
(i) threads by webmaster	542,997
(ii) threads by non-webmaster users	289,061

To improve the quality of our dataset for both threads, as shown in Table 2, the forum threads underwent three stages of filtering.

1. **Step 1.** Raw extraction. In this step, we use all 1,097,174 collected threads yielded from *Step 1* in Section 2.2.2.
2. **Step 2.** Remove duplication. In the Eclipse community forums, we found that some threads had been duplicated by the system several times. To avoid redundancies, we removed such threads based on message identity numbers. We were able to reduce the number of threads to 832,058.
3. **Step 3.** Separation. To investigate how the organization communicate with the members and analyze the characteristics of forum usages, discussion topics, etc., we separate those threads posted by the webmasters and the non-webmaster users that include the threads from users that contribute in the other systems. From the total number of threads resulted in *Step 2*, we were able to separate (i) 542,997 threads posted by the webmasters and (ii) 289,061 threads posted by non-webmaster users.

2.3 Online Appendix

Our online appendix contains three data files used in this study: (i) 289,061 non-webmaster threads associated with the information of thread URL, message identity number, forum name and topic, thread title, name of initial-post user, user identity number, and member status; (ii) 216,864 links with the description of thread url, thread title, user’s name, extracted link, the link with first directory, domain name, and top level domain; (iii) 2,170 contributors with the metric values described in Table 3; (iv) 1,149 samples of the annotated threads to answer the types of discussion; and (v) 1,149 pairs of main post and first response that are labeled based on the polarity and interaction sentiment. The appendix is available at <https://github.com/yusufsn/EclipseForumData>.

2.4 Approach

In this section, we describe our statistical approach to answer the preliminary study questions. We use empirical evidence from the collected threads to discover the thread characteristics, while the sequence number of messages posted by each user is used to classify the type of users.

Table 3: Contributor metrics

metric	description	system
bug_subm	# of submitted bug reports	Bugzilla
bug_comm	# of bug reports to which only put comments	Bugzilla
review_subm	# of submitted patches for review	Gerrit
review_comm	# of review to which only put comments	Gerrit
thread	# of threads participated in	Forums
committer	# of committer roles	Projects

2.4.1 Users' participation (PS_1)

This section is to analyze how contributors participate to each system (i.e., gerrit, bugzilla, projects and forums). We would like to understand how many of the contributors are using multiple systems, and whether or not they are forum users.

To show how contributors use the multiple systems we adopt a topological data analysis technique (i.e., TDA), applies (algebraic) topology and computational geometry to create a shape of a high-dimensional dataset (Lum et al, 2013). TDA has been applied in various fields (Ibekwe et al, 2014; Li et al, 2015), most recently in software engineering by Lertwittayatrai et al (2017) to distinguish characteristics of JavaScript npm libraries (such as licence usage, dependency usage and so on) and Tantisuwankul et al (2019) to analyze the implementation of such communication channels over open source software projects. We use TDA to provide a visual representation that shows (i) the activity levels for each feature and (ii) show the contributor activity across systems, especially in respect to forums.

As shown in Table 3, we first prepare a contributor metrics data that will be used as features for the TDA mapper. This data contains 6 metrics that pertain to the different activities for each system from 2,170 Gerrit contributors described in Section 2.2.2. We use the Knotter tool,¹¹ which is an implementation of mapper algorithm and the t-Distributed Stochastic Neighbor Embedding (t-SNE) [11], a technique for dimensional reduction and clustering, and our defined features as the filters for the visualization construction.

For evaluation, we present the typologies of the four systems, highlighting the most active contributors. To show this relationship in terms to their contributions to the forum, we will annotate the most active contributors of forums.

2.4.2 Characteristics of threads (PS_1)

This analysis includes the investigation of message patterns posted by the organization, the hottest topic of threads discussed in the forum, and the forum linkage to the external sources.

¹¹ <https://github.com/rosinality/knotter>

Threads by organization. In the Eclipse community forums, a large number of messages were posted by the organization that deals with the servers and software that runs the eclipse.org site.¹² When the organization posts a message in the forums, they employ the same identity, that is “Eclipse Webmaster”. To understand how the Eclipse Webmaster manages its community forums, we used 542,997 messages collected in Section 2.2.3. After removing duplicated message contents, we classified webmaster’s 934 distinct messages using keywords and manual inspection.

Forums and topic categories. To identify the forums and topics that are mostly discussed by the users, we quantitatively analyzed the messages based on their forum names and topic categories that are embedded in the collected threads. We investigated 289,061 threads that were posted by the non-webmaster users, as resulted in Table 2.

Forums linkage. To understand how forum links to the external sources in the Eclipse ecosystem, we manually analyzed the representative sample of links. The link targets are extracted from 289,061 threads posted by the users (see Table 2). We first prepared a statistically representative sample from 216,864 collected links by computing a random sampled data with a confidence level of 95% and the interval of 5.¹³ The calculation of the sample size yields 383 links.

To extract the usage of the link targets, similar to Hata et al (2019), we performed a manual labeling to all link targets from our sample. At this stage, the authors of this paper specified the code for categorizing the usage of the links. The initial codes used to categorize the links were imported from the study by Hata et al (2019). However, we dropped several labels because they are unrelated to our research. We also combined and adjusted some codes to make them appropriate to our study. After this step, four authors of this paper (the first, third, fifth, and the sixth authors) coded the first 30 links from the representative sample independently using the designed codes. The kappa agreement from the four raters is 0.81 or ‘almost perfect’ (Viera and Garrett, 2005). Based on this encouraged agreement, the remaining link targets were then coded by the first author.

The codes used to characterize the link targets including the description are as follows:

- *404*: the link target cannot be accessed or missed
- *bug report or Bugzilla*: a specific bug report or a Bugzilla top page
- *other documentation*: documentation of a product or project in general except for API documentation
- *personal or organization homepage*: a web page of an individual or organization
- *product or project homepage*: a web page of a product or project
- *API documentation*: specific documentation of an API component
- *tutorial or article*: a tutorial or technical article without comments

¹² <https://wiki.eclipse.org/WebMaster>

¹³ <https://www.surveysystem.com/sscalc.htm>

- *thread*: thread in the forums
- *blog post*: informational website that displays postings by one or more individuals and usually has commenting section
- *release*: a web page informing the release of new files, new versions of a software, new packages, etc.
- *code*: a web page of a source code file
- *book or research paper*: a web page of a book or entire book or academic paper
- *licence*: licence of a software project
- *other*: anything that does not fit the other labels, or a web page requiring sign-in

2.4.3 Membership classification (PS_3)

This section describes our techniques to classify the membership for each message posted by the users.

Unlike the other question and answer online forums such as Stack Overflow, in the Eclipse community forum, all registered users are assigned into three statuses of membership, that are, (1) Junior, (2) Member, and (3) Senior. These user statuses are included in our collected data resulted from *Step 3* in Section 2.2.3 which can be seen in every post of a user, as shown in Figure 2. The status of each user may changed from the lowest level (i.e. Junior) into the highest one (i.e. Senior) depends on the contributions of the user in the community. However, in the forum, we could not differentiate which posts that were posted by users when they were a junior, member or senior. This is because once the status of a user has changed, it will replace the old status in all posts of a user with the latest status, including their first posts. Furthermore, we also did not find any information about the time when the status of a user changed.

To define the member status of each registered user, we attempted to calculate the total number of posts of every user. From this amount of threads, we summarized the quantity of posts per author based on the user identity number. The total number of posts per author varies, from less than ten to more than one thousand posts. In this step, we found the maximum number of posts of each user if we consider the latest status of users as collected in the dataset, as shown in Figure 3. The maximum numbers of messages posted by Juniors and Members are accounting for 29 and 106 respectively, while the Seniors have posted the threads up to more than 28 thousands messages. Based on this finding, we used these maximum numbers as the thresholds to differentiate the user status for each message based on the sequence number of a post. The sequence number of a post is specified depends on its creation date in order. The earliest post will be assigned as the first post, then followed by the other posts ordered by date of creation.

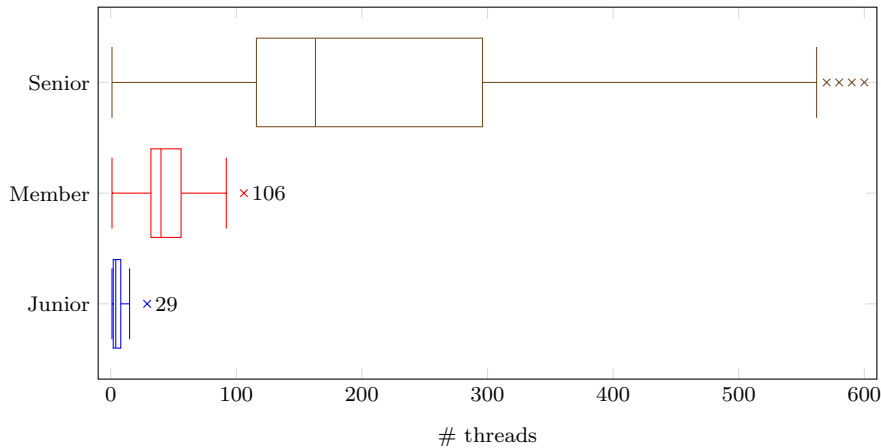


Fig. 3: Frequency of messages per user status. The maximum number of posts for each type of users is used to define the threshold of post-based membership. The threshold for Juniors and Members are 29 and 106, respectively. Although Seniors have posted more than 28 thousands messages, we limit up to 600 in the figure.

2.5 Results of Preliminary Study

We now present the results of contributors' participation, thread characteristics and membership classification.

2.5.1 PS₁: What is the participation of users in the Eclipse ecosystem?

Figure 4 shows the topology of active Eclipse contributors in all other systems. Each node in the visualization represents similar sets of contributors. In general, the map is read as follows:

1. *Topology cluster* - a cluster of nodes represent contributors that shared similar features (i.e., share similar contributions per systems). Hence, closely clustered nodes indicate these contributors share the same attributes.
2. *Topology color activity* - the color represent the density of each feature. Starting from red to blue, the red color (i.e., red=low activity) indicates a low activities of the feature, while green to blue color represented high activities (i.e., blue=high activity). For example, with the review comments feature, contributors that contributed many reviews to the Gerrit system were clustered in the green nodes, while those contributors with almost no activity are assigned red color.

Shape of contributors' participation. Figure 4 shows that the Eclipse contributors with high activities in all other systems are more likely to be active in the forums. As shown in Figure 4b and Figure 4c, Eclipse contributors tend

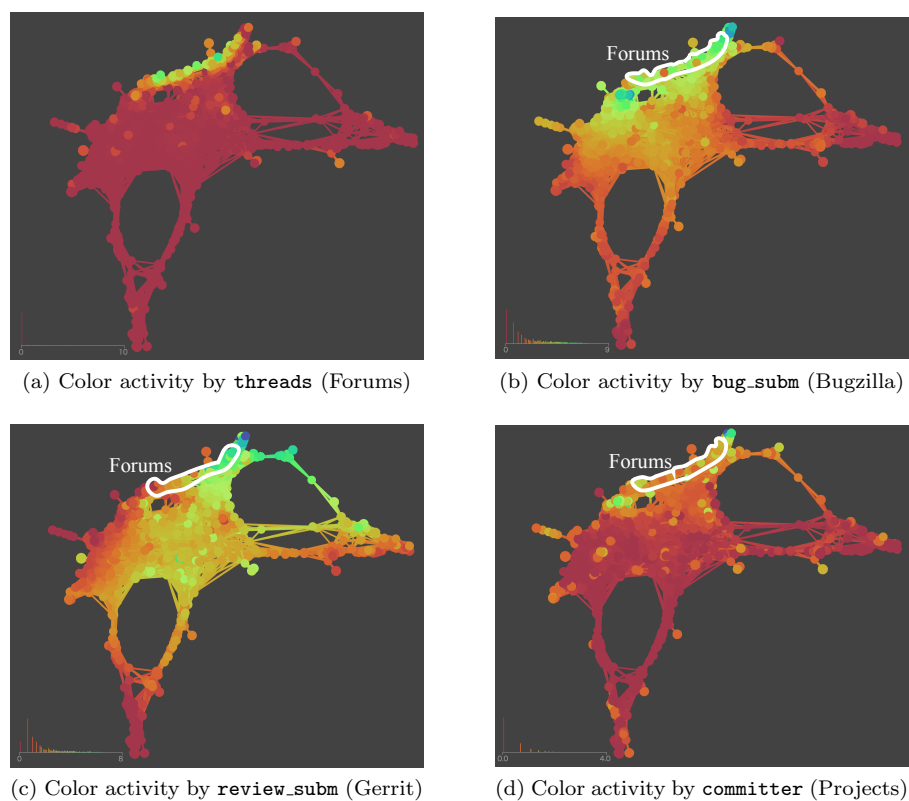


Fig. 4: The topology shows that Eclipse contributors with high activities in all systems (i.e., (a) Forums, (b) Bugzilla, (c) Gerrit, (d) Projects) are active in forums. Note that the metrics are taken from Table 3. We draw the white area manually to represent the contributors that actively participate in the forums.

to work on Gerrit and Bugzilla systems to report bug and submit reviewed. This is because the permission may be required for submission and committing of patches, hence it is not easily accessible. Another interesting observation is that forums are used by the more socially active contributors. Thus, this provides evidence that the forum is a source where expert knowledge can be shared.

Summary: We find that active contributors are likely to be also active in forums, making it a source of expert knowledge for all systems.

Table 4: Webmaster’s message patterns

pattern	description (keywords)	#
re:	a reply for a previous message (“ <i>Re:</i> ”)	538
welcome	a greeting to a newcomers (“ <i>Welcome to</i> ”)	270
closure	notification of closing threads (“ <i>closure</i> ”, “ <i>forum closed</i> ”)	25
test	a test message (“ <i>test</i> ”, empty message)	14
archive	notification of archiving threads (“ <i>been archived</i> ”)	13
guideline	rules, intention, or suggestions for users (“ <i>posting guidelines</i> ”, “ <i>please read before posting</i> ”)	6
announce	notification of specific events or internal conditions (“ <i>outage</i> ”, “ <i>we’re hiring!</i> ”, “ <i>available</i> ”, “ <i>shutting down</i> ”)	5
move	notification of moving threads (“ <i>this group has moved to</i> ”, “ <i>forum move</i> ”)	4
other	a message that does not fit the above	59
sum		934

2.5.2 PS₂: What are the characteristics of threads in the forums?

The Eclipse webmaster. Table 4 shows the message pattern posted by the Eclipse webmaster. We see that the frequency of the reply and welcome threads have extremely surpassed other classes. The **Re:** messages are the most posted message patterns by the webmaster to indicate the responses of previous messages. The Eclipse webmaster was also frequently sending a welcome message to the newly registered members in a particular community discussions group. This type of message is used to provide a brief statement of the purpose of the newsgroups.

Despite the occurrences of the closure threads are not as frequent as the top 2 patterns, but they were posted by the organization occasionally to inform the contributors that the related forums had been closed. The other pattern of messages that have an adjacent number of threads posted in the forum are test and archive, as many as 14 and 13 message contents, followed by guideline, announce and move, with 6, 5 and 4 messages, respectively. Finally, the prevalence of the pattern “other” in the findings is an indicator of the various message patterns in the threads posted by the Eclipse Webmaster.

Forum and topic categories. Table 5 shows that the Eclipse platform is the most common topic discussed by Eclipse users. This may imply that the threads are more generic, rather than being very specific. The next topic is followed by BIRT, i.e., an open source software project to create data visualizations and reports. Both topics are in the forum of Eclipse projects. In our statistical records, Newcomers has become the third most topic in the discussion list of Eclipse forum. This conversation subject is used dominantly by those who are new in the Eclipse community. The other prevalent topics are EMF of Modeling, C/C++ IDE (CDT) and Java Development Tools (JDT)

Table 5: Top 10 forum and topic categories in the Eclipse community forums

forum	topic	# threads
Eclipse Projects	Eclipse Platform	31,795
	BIRT	29,019
Newcomers	Newcomers	23,054
Modeling	EMF	16,171
Language IDEs	C / C++ IDE (CDT)	13,449
	Java Development Tools (JDT)	13,193
Eclipse Projects	Standard Widget Toolkit (SWT)	11,307
	Rich Client Platform (RCP)	10,842
Modeling	TMF (Xtext)	9,909
	GMF (Graphical Modeling Framework)	8,484

Table 6: Frequency of link target types in our sample

availability	target	# links	(%)
available			(72%)
	bug report/Bugzilla	58	(15%)
	other documentation	41	(11%)
	personal/organizational homepage	38	(10%)
	product/project homepage	28	(7%)
	API documentation	20	(5%)
	tutorial or article	16	(4%)
	thread	15	(4%)
	blog post	10	(3%)
	release	8	(2%)
	code	4	(1%)
	book or research paper	1	(0%)
	licence	1	(0%)
	other	34	(9%)
not available			(28%)
	404	109	(28%)
sum		383	(100%)

of Language IDEs, to complete the top six topics discussed in the Eclipse community forums.

Taxonomy of link targets. Table 6 shows the result of our qualitative analysis. From the table, we see that a bug-related link target from online issue trackers, such as Bugzilla, is the most links inserted in the messages as a supplement to the answer, accounting for 15%. It indicates that facing problems or finding a software defect was frequently reported by the users in the forum. Other documentations are also prevalent, nearly the same as personal or organizational homepages, accounting for 11% and 10% respectively. The common use of the label ‘other’ in the link target types represents the heterogeneous of links present in the Eclipse discussion forum. Lastly, we also see that there were more than 28% of link targets referenced by the Eclipse forum members are currently inaccessible (i.e. 404).

Table 7: Frequently referenced domains in the Eclipse community forums

domain		description	# links	
www.eclipse.org			39,917	
	/forums/	Eclipse Community Forums		(5,723)
	/modeling/	Eclipse Modeling Project		(4,076)
	/emf/	Eclipse Modeling Framework (EMF) (moved to under the above /modeling/)		(3,119)
	/birt/	Eclipse BIRT (Business Intelligence and Reporting Tools) Project		(2,391)
bugs.eclipse.org		Eclipse Bugzilla	30,135	
wiki.eclipse.org		Eclipse wiki pages	22,920	
download.eclipse.org		download page for Eclipse product	9,343	
dev.eclipse.org		(currently not available or redirected to wiki.eclipse.org/Development.Resources)	9,297	
	/viewcvs/	Eclipse CVS repositories (not available)		(4,528)
	/newslists/	Eclipse news bulletin (not available)		(2,533)
xtext.itemis.com		Xtext framework for programming language development	3,459	
www.w3.org		international standard organization of world wide web	3,323	
github.com		web-based hosting service for version control using Git	3,298	
twitter.com		an online social networking site	3,096	
git.eclipse.org		Eclipse Git repositories	2,123	

Frequently linked resources. Table 7 shows that the top 10 most prevalent referenced domains from the collected 216,864 links. We see that the Eclipse organizational homepage is the most popular link to refer to, which is separated into four most common directories: Forums, and some Eclipse projects (Modeling, EMF, and BIRT). Bugzilla, a web-based general-purpose bug tracker, is the second most prevalent domain to be referenced, followed by the wiki pages and the download pages of Eclipse. Reporting newly discovered issues, or referencing the existing bugs in the Bugzilla is very common amongst the Eclipse forum discussions. The domain of `dev.eclipse.org`, which is currently not available, was also frequently referenced, especially for CVS repositories and news bulletins. The most communal external links posted in the discussions are from `xtext.itemis.com`, i.e. the originator of the Xtext framework, `www.w3.org`, i.e. the world wide web standard organization, `github.com`, i.e. distributed version-control platform, and `twitter.com`, i.e. online news and social network. In addition, the Eclipse Git repositories website (`git.eclipse.org`) remains hot in the forum discussion to complement the top 10 referenced domains.

Summary: Specific projects of Eclipse Platform and BIRT, and the forums for Newcomers are most active categories. We found that referencing to other resources, like bug reports, documentation, etc., is common in forum discussions, which indicates that forums are essential platform for linking various resources in Eclipse ecosystem.

Table 8: Frequency of posted threads based on the latest status of user

status	# threads	(%)
Junior Member	144,440	(50%)
Member	31,719	(11%)
Senior Member	26,443	(9%)
Eclipse User	86,459	(30%)
sum	289,061	(100%)

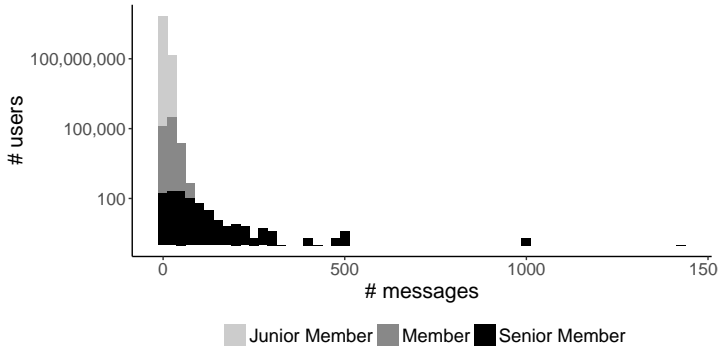


Fig. 5: Distribution of messages per user

2.5.3 PS₃: Are we able to classify the membership of forum users?

Users' classification. As shown in Table 8, we are able to assign the status of the users in all threads based on the sequence number of the posts and able to distinguish the messages that were posted by the users when they were junior, member and senior. Questions or answers that are assigned from 1 to 29 are considered as posts that were posted by Juniors, while posts from number 30 to 106 were posted by Members, and Seniors posted questions or answers from 107 up to the remaining posts.

In the Eclipse forums, we also found that there are a lot of threads posted by authors with the username "Eclipse User", accounting for 30% of the forum users, as described in Table 8. In the threads, this username is automatically assigned by the system and could be from anyone. It does not show the status explicitly whether Junior, Member, or Senior. Furthermore, it does not have a user identity number and a link that connects to the user's profile. Since we only focus to identify the three statuses of the user in the analyses, the messages that were posted by "Eclipse User" were excluded. After the exclusion process, we obtained 202,602 threads that were only posted by Juniors, Members and Seniors.

Message distribution. Figure 5 shows the contributions of forum members in the Eclipse forums. Even though the number of junior members is higher, they had posted a smaller quantity of posts, compared with the two

other user categories. In contrast, although the total number of senior members is lower than the other forum members, most seniors have contributed in the forum multiple times.

Summary: We are able to classify the membership of forum users based on the sequence number of messages posted by the users. Although the majority of users are junior members, senior members tend to use the forum more frequently.

3 An Empirical Analysis of Eclipse Community Forums

Taking the findings from the preliminary study, we are now able to study the membership-based participation, discussion, and interaction in the Eclipse community forums.

3.1 Motivation

Our motivation for the empirical analysis is to present the nature of participation, discussion, and sentiment of interaction between users in the Eclipse forums based on the membership. To guide the study to achieve these goals, we constructed the following research questions.

- ***RQ₁: What is the participation based on the membership?***
The motivation of RQ_1 is to analyze the extent to which type of developers in the ecosystem that frequently responds the posts of a particular type of user.
- ***RQ₂: What kind of discussion are communicated based on the membership?***
The key motivation for RQ_2 is to investigate the different kinds of discussion that users share in forums. We conjecture that different memberships share different types of discussion.
- ***RQ₃: What is the sentiment of interactions based on the membership?***
The motivation of RQ_3 is to get deep insight on developers sentiment while sharing knowledge. Throughout this RQ, we aim to test the degree of consistency while interacting with each other.

To answer these three research questions, we used the same dataset of forum threads that are used to answer the PS_2 in Section 2.5.2 and PS_3 in Section 2.5.3.

Table 9: Frequency of developers responding bug-related and non-bug-related threads

Answerers \ Askers	Bug-related Threads			Non-bug-related Threads		
	Juniors	Members	Seniors	Juniors	Members	Seniors
Juniors	19,769	3,507	1,736	7,583	972	1,296
Members	15,097	2,180	1,346	1,740	1,262	809
Seniors	65,731	13,698	5,634	4,803	1,443	5,144

3.2 Results

In this section, we present the answer to the research questions and describe the results.

3.2.1 RQ₁: What is the participation based on the membership?

To study how forum users participate in the discussion, we divided the type of threads into two categories, (i) bug-related threads, and (ii) non-bug-related threads. In this analysis, we targeted all 202,602 threads that were posted by the registered users (after excluding “Eclipse User” from the dataset). To distinguish the category of threads, we filtered the threads using the Eclipse bug-report URL as the keyword, that is, `bugs.eclipse.org`. If the threads contain at least one keyword of the bug-report URL, the threads are categorized as bug-related threads, otherwise, non-bug-related threads. After this process, we subsequently investigated 113,592 bug-related threads, and 89,010 non-bug-related threads.

For both categories of threads, we separated the targeted threads into three classes based on the status of the askers, that is, Juniors’ thread, Members’ thread, and Seniors’ thread. In each thread, we then classified the response messages into the same classes as the askers to investigate the user types of the answerers. To reduce bias, the answers from the same authors who ask the questions in the threads were excluded. We also removed the response messages with duplicate identification numbers of the answerers in each thread. Finally, we quantified the frequency of the answerers grouped by their membership statuses.

As shown in Table 9, Seniors seem to be the most active forum users in responding any category of questions, followed by Juniors and Members respectively. In the category of bug-related threads, all types of users are more interested in answering questions that were posted by Junior members. It is shown by the large number of authors replied Juniors’ questions. Table 9 also hints that Seniors are more interested in answering the bug-related threads in comparison with Juniors and Members. In the non-bug-related threads, the type of answerers likely to have the same types as the askers, except the Members. Junior users tend to answer juniors’ questions, and Senior users seem to be more interested in answering seniors’ questions.

Although the number of responses is not as high as in the questions posted by Juniors and Members in both categories of threads, the Juniors and Mem-

bers seem to reply the Seniors moderately. It indicates that the communication between forum users is not limited by the type of users.

Summary: Compared with Juniors and Members, Seniors tend to respond to bug-related threads more frequently. All forum users, irrespective of membership type, actively participate in posting and responding to the threads equally.

3.2.2 RQ₂: *What kind of discussion are communicated based on the membership?*

Our approach to answer RQ₂ is through manual analysis of a representative sample to extract the category of discussion among the forum users. Since this analysis only focus on the threads that were posted by three types of registered users (i.e. Juniors, Members and Seniors), we excluded all threads that were posted by “Eclipse Users”. Similar to the procedure of forum linkage in Section 2.4.2, the statistically representative samples from the 202,602 threads were prepared. The calculation of the sample size yields 383 threads for each status of the askers from a total of 202,602 threads.

To extract the discussion types, we conducted an interactive process of coding. In this process, three authors of this paper (i.e. the first, fourth, and fifth authors) firstly discussed the initial coding guide from previous work (Beyer et al, 2020). To make the coding guide fit with our study, the initial coding guide were adjusted and the other codes were added for labeling the threads. Then, the authors coded 30 main posts independently for each type of askers in the sample using the designed labels. The kappa scores for each status of askers were calculated to see the level of agreement between three authors.¹⁴ We gained 0.76 and 0.72 for both Juniors and Members which mean ‘acceptable’, and 0.82 for Seniors’ threads which indicates ‘almost perfect’ (Viera and Garrett, 2005). Based on these motivated agreement scores, the coding task for the remaining main posts from the sample were undertaken only by the first author.

The following terms list shows the labels used in our analysis to code the threads discussed including the descriptions:

1. **Question-and-Answer threads:** if the thread is triggered by a question for asking a solution, reason, advice, clarification, or guidance even if the questions are unanswered, then we used the following coding guide:
 - *Errors:* post contains **exceptions or the stack trace** and/or asks for help in fixing an error or understanding what the exception means.
 - *Review:* this category merges the categories Decision Help and Review (Treude et al, 2011), the category Better Solution (Beyer et al, 2014), and What (Rosen and Shihab, 2016), as well as How or Why

¹⁴ <http://justusrandolph.net/kappa/>

something works (Allamanis et al, 2013). Questioners of these posts ask for better solutions or reviewing of their **code snippets**. Often, they also ask for best practice approaches or ask for help to make decisions, for instance, which API to select.

- *Plans*: main question is asking for the future plans or processes of the development.
 - *Learning*: this category merges the categories Learning a Language or Technology (Allamanis et al, 2013) and Tutorials or Documentation (Beyer et al, 2017). In these posts, the **questioners ask for documentation, tutorials, or examples** to learn a tool or language. In contrast to the first category, they do not aim at asking for a solution or instructions on how to do something. Instead, they aim at asking for support to learn on their own.
 - *Usage*: this category subsumes questions of the types **How to implement something** and Way of using something (Allamanis et al, 2013), as well as the category How-to (Beyer et al, 2014; Treude et al, 2011), and the Interaction of API classes (Beyer et al, 2017). Specific functionalities are mentioned in the question. The questioner is asking for concrete instructions.
 - *Versions*: this question category is equivalent to the categories Version (Beyer et al, 2014) and API Changes (Beyer et al, 2017). The questions arise due to the changes in an API or due to compatibility issues between different **versions** of an API. Specific versions are mentioned in the questions.
 - *Conceptual*: High-level question. The posts of this category are equivalent to the category Conceptual (Treude et al, 2011) and subsumes the categories **Why...?** and **Is it possible...?** (Beyer et al, 2014). Furthermore, it merges the categories **What** (Rosen and Shihab, 2016) and **How/Why something works** (Allamanis et al, 2013). The posts consist of questions about the limitations of an API and API behaviour, as well as about understanding concepts, such as design patterns or architectural styles, and background information about some API functionality.
 - *Discrepancy*: Low-level question. This question category contains the categories **Do not work** (Allamanis et al, 2013), Discrepancy (Treude et al, 2011), **What is the Problem...?** (Beyer et al, 2014), as well as **Why**. The question is asking about problems or other types of question, but the questioner has **no clue how to solve it**.
2. **non-Question-and-Answer threads**: if the thread is triggered by a non-question post, we categorized the topics using the following labels:
- *Misuse*: a post is identified out of the scope, unrelated to the community forum, or difficult to understand.
 - *Announcement*: a post provides an announcement from system or core developers about specific events (e.g. future updates, file release).
 - *Information*: a post provides a general information. It could be from anyone.

Table 10: Frequency of knowledge type and the number of links in our sample (gray color represents question-and-answer threads, white color represents non-question-and-answer threads)

Topic	Juniors		Members		Seniors		Total	
	#	%	#	%	#	%	#	%
Discrepancy	153	(39.9%)	116	(30.3%)	59	(15.4%)	328	(28.5%)
Review	51	(13.3%)	64	(16.7%)	39	(10.2%)	154	(13.4%)
Conceptual	31	(8.1%)	50	(13.1%)	62	(16.2%)	143	(12.4%)
Usage	45	(11.7%)	36	(9.4%)	45	(11.7%)	126	(11.0%)
Errors	49	(12.8%)	41	(10.7%)	32	(8.4%)	122	(10.6%)
Information	6	(1.6%)	17	(4.4%)	46	(12.0%)	69	(6.0%)
Learning	19	(5.0%)	19	(5.0%)	13	(3.4%)	51	(4.4%)
Versions	9	(2.3%)	22	(5.7%)	18	(4.7%)	49	(4.3%)
Announcement	3	(0.8%)	5	(1.3%)	22	(5.7%)	30	(2.6%)
Plans	8	(2.1%)	4	(1.0%)	9	(2.3%)	21	(1.8%)
Misuse	1	(0.3%)	1	(0.3%)	6	(1.6%)	8	(0.7%)
Recruitment	2	(0.5%)	1	(0.3%)	2	(0.5%)	5	(0.4%)
Test	0	(0.0%)	2	(0.5%)	3	(0.8%)	5	(0.4%)
Other	6	(1.6%)	5	(1.3%)	27	(7.0%)	38	(3.3%)
sum	383	(100%)	383	(100%)	383	(100%)	1,149	(100%)

- *Recruitment*: indicates an offer of a job vacancy or recruiting people.
- *Test*: a post is used for a test.
- *Other*: anything that does not fit the above labels, including posts that answering questions from different threads (the post is not an original question from the asker).

Taxonomy of discussion type. The results of our manual classification show that the Eclipse forum is very much similar to other community-based question-and-answer sites, dominated by the users that share problems through questions to get the answers from the community. As shown in Table 10, discrepancy is the most common type of problems shared by the forum members, especially from junior members. Review, conceptual, usage, and errors complete the top five types of discussion that dominate in the Eclipse forum shared by all forum users, which accounts for more than 10% for each type. For the non-question-and-answer threads, information and announcement are two types of discussion that were most frequently shared between the forum members.

Our other findings on the discussion types that shared amongst the forum members at least hint that the forum is not only utilized for asking solutions or responses from other users, but also to announce some specific events or updates, distributing general information, offering some job vacancies, or even just testing the forum as well.

Membership based discussion types. Our findings also highlight that there are several distinguished types of discussion that were communicated between the members based on their statuses. As illustrated in Figure 6, discrepancy is the most common type that was shared by Junior members. However, the number of this type reduces once the status of the user levels up into higher status. Conversely, the quantity of conceptual discussions increases inline with

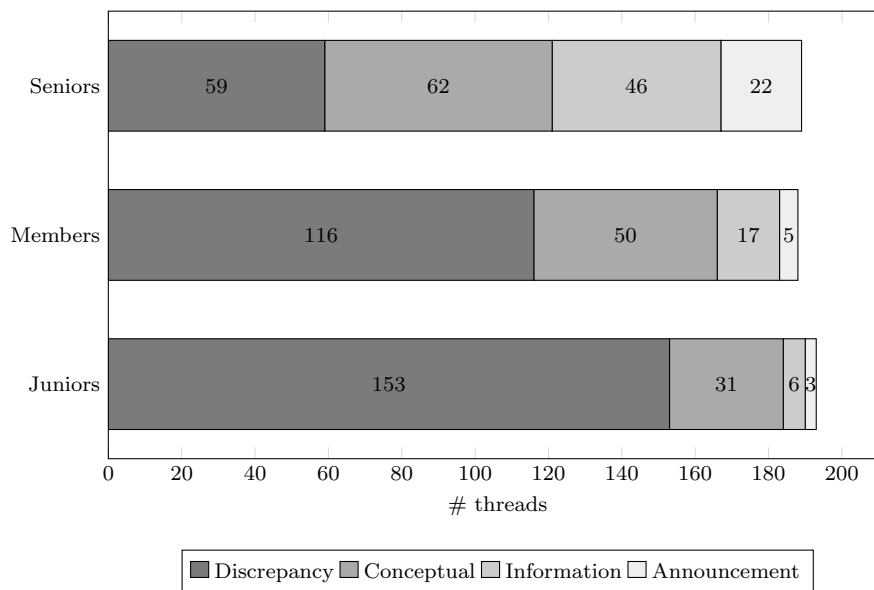


Fig. 6: Four discussion types communicated in the forums

the changes of the user statuses, from the lowest level of membership (Juniors) to the highest one (Seniors). This shows that the higher the membership status of a user, the higher the level of the problems discussed in the forums. Furthermore, senior members posted general information and announcement more often than the other types of users. The information shared in the forums is commonly general events, such as a seminar, presentation or competition to motivate users' participation. While the announcement describes specific events related to products, for example, file release, future updates, etc. This result at least hints that most of the senior members are core members of a software development company who act as sources of information and convey the information to inspire and motivate other people (Yunwen and Kishida, 2003).

Summary: The Eclipse forums are dominated by question-and-answer threads, especially discrepancies, which most of them were posted by junior members. Furthermore, the status of users is likely related to the topics discussed in the forums. The higher the status of users, the more conceptual the discussion type they communicate in forums.

3.2.3 RQ₃: What is the sentiment of interactions based on the membership?

Our approach to answer RQ₃ is through manual analysis of a representative samples to understand the sentiment of forum users while sharing knowledge. To analyze the sentiment, we only focus on the questions that were posted by three types of users (i.e., Juniors, Members and Seniors) and their first replies of the collected questions. This is because the first reply in each thread shows the tangible feeling of a user reaction in responding to the main question. Similar to Section 3.2.2, we excluded all the questions from “Eclipse User”. We then prepared statistically representative samples for each users type with 95% confidence interval.¹³ The calculation of the sample size yields 383 pairs of question and first response for each status of user.

To find the types of sentiment among users, we conducted an interactive process of coding. In this process, three authors of this paper first discussed the initial coding guide from previous work (Kauffeld and Lehmann-Willenbrock, 2012). To make the coding guide fit with our study, the initial coding guides were adjusted. We (first, second, and sixth authors) then independently applied the adjusted question coding rules on both questions and the first responses of the first 30 samples of thread. We used the kappa score calculator to check the agreement level and find the score 0.78.¹⁴ According to Viera and Garrett (2005), this kappa agreement score is ‘acceptable’. Based on the agreement level, the coding tasks for the remaining threads from samples were undertaken by the three authors, which each author classified 383 different samples of threads.

Our sentiment analysis is composed of two different analysis, that is, (i) polarity, and (ii) interaction. The following terms list shows the labels used in our analysis to code the type of polarity and interactions while sharing knowledge through forums.

1. **Polarity analysis:** To analyze the polarity of messages, we used the following three labels:
 - *Positive:* It includes posts that has positive feeling while reading and also include positive words (i.e., good, nice, working example, thanks a lot etc). For example:

Thanks, you have been a great help. It is enough for me.
 - *Neutral:* It includes posts that has neutral feeling (e.g. started with positive then ended with negative talks) while reading or do not include any biasing words (i.e., positive, negative). For example:

See the Task List’s view menu’s “Show UI Legend” action for an explanation of the colors and a link to how to change them.
 - *Negative:* It includes posts that has negative feeling while reading and also include negative words (i.e., error, bug, not working etc). For example:

I’ve added some custom key binds in M8 and sometimes they don’t work. They still show up in the preferences dialog, but

Table 11: Polarity of communication among developers

users' type	main post	first response				sum
		positive	neutral	negative	no response	
Juniors	positive	93	67	22	53	235
	neutral	8	12	3	17	40
	negative	23	32	28	25	108
Members	positive	139	19	15	63	236
	neutral	10	2	2	20	34
	negative	71	9	8	25	113
Seniors	positive	56	24	14	75	169
	neutral	19	16	9	53	97
	negative	41	17	18	41	117
sum		460	198	119	372	1,149

they are not indicated on the menu items they are assigned to. Closing Eclipse and restarting fixed the problem. Anyone else seen this? I don't know of any repro steps at this point.

2. **Interaction analysis:** To analyze the interactions between forum members in the threads, we used the following seven statements:
- *Positive procedural (PPc):* It includes procedural statements that are goal oriented (i.e., pointing out or leading back to the topic), procedural suggestion (i.e., suggestions for further procedure), procedural questions (i.e., questions about further procedure), economical thinking (i.e., weighing costs/benefits), etc.
 - *Positive socioemotional (PS):* It includes socioemotional talks like encourage participation, agreeing suggestions, offering praise, etc.
 - *Positive proactive (PPa):* It includes proactive statements that discuss about interesting ideas, plan actions, agreeing upon tasks to be carried out, etc.
 - *Neutral:* It includes statements that can't fall in the above categories or posts that are neutral in nature.
 - *Negative procedural (NP):* It includes procedural statements that talks more about failure of procedure, complaining the procedure (i.e., behaviour of API, code), irrelevant things, etc.
 - *Negative socioemotional (NS):* It includes socioemotional talks like criticizing, disparaging comments about others, etc.
 - *Negative counteractive (NC):* It includes counteractive statements that cover irrelevant problems, no action plan, terminating discussions, etc.

Polarity detection. Table 11 shows the polarity results of main posts and first responses among developers. We found that Juniors and Members post more positive messages than Seniors. On the other hand, compared with the other types of developers, neutral and negative messages were mostly posted by senior developers. We also observed that overall positive posts tend to receive more replies while negative posts seem to receive less responses.

Social interaction. Figure 7 shows the nature of first responses in the interaction among different type of developers. From Figure 7a and 7b, we

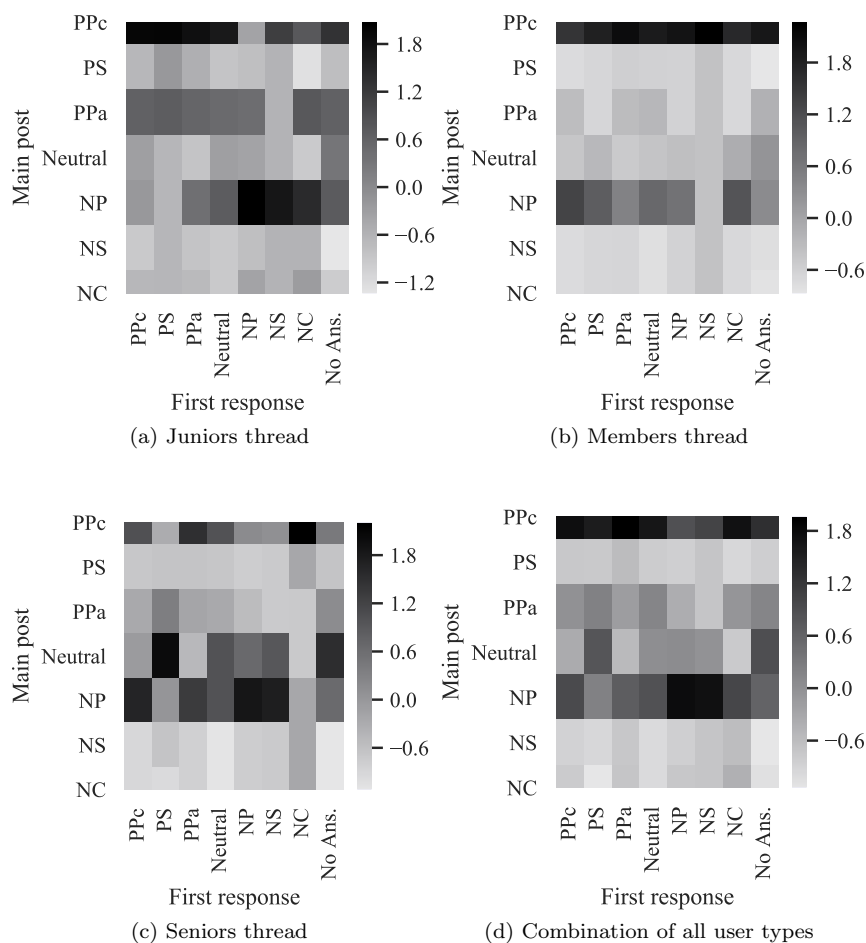


Fig. 7: Nature of first responses in the interaction between forum members. The color scale represents the frequency of the first responses. The darker the area in the heatmap, the more frequent the first responses in the threads.

observed that social interaction by juniors and members are overall positive. We found that juniors and members tend to post a thread in a more positive procedural way. For this positive procedural type of interaction, juniors receive more positive responses while members receive both positive and negative responses.

In contrast with the other types of developers, Figure 7c shows that seniors post more neutral and negative messages. Complement to the RQ₂, the neutral threads mostly include an announcement relates to a release of a new product, and general information such as advertisement, seminar, etc. In addition, seniors did not receive responses in a large number of threads. This hints that

seniors tend to post more complex questions than juniors and members that may be difficult to answer. If we combine all types of developers together as illustrated in Figure 7d, we observed that the social interaction among developers are generally similar to the polarity. The result shows that, procedural posts tend to receive more responses than the other types of posts. This is indicated by positive and negative procedural messages that receive the highest number of first responses. Furthermore, posting a message in a positive procedural way is likely to have higher chances of getting positive replies. In contrast, negative responses are frequently addressed to negative procedural messages. In sum, the results suggest that developers are encouraged to post procedural threads and thus increasing the probability of receiving responses.

Summary: We found that sentiment among developers are consistent while knowledge sharing. Interaction among developers shows that procedural threads overall have more chances to receive first responses than the other types of interaction.

4 Recommendation

Based on our study results, we provide three sets of recommendation for forum users, software development projects, and researchers.

For forum users, the recommendation regarding the threads and referencing links are as follows:

- *Join forum discussions*, as forums play a role as the center of knowledge sharing platform. Not only knowledge from community the users will receive, but also from external sources.
- *Identify appropriate forum topic*. As found in this paper, some amount of users posted their threads in the incorrect discussion groups. Sharing problems in a compatible topic category would maximize the probability to get responses and solutions. Otherwise, the questions might be marked out of scope.
- *Share knowledge in positive manner*. As shown in the results, users are likely to respond to a positive and procedural thread. Since the clarity of knowledge shared in the forums might increase the chances to get responses, describing the problems in a procedural way is essential.

The findings of this study also recommend to software development projects as follows:

- *Consider preparing project-specific discussion forums*. As observed in the study, Eclipse forums is not only limited to question-and-answer based discussion, but also enable developers to provide Eclipse community-related information or announcement. Since the information or announcement that specifically relates to the software projects is important to share amongst

the community, providing a project-specific forum is necessary. GitHub Discussions, a new feature of GitHub for asking questions or discussing topics outside of specific Issues or Pull Requests,¹⁵ could be an option for projects hosted on GitHub.

For researcher, we can consider future works with the following possible challenges:

- *Further studies of activities in multiple software development systems.* Our results show that forums are being actively used by contributors that are also active in the other systems. This is indeed evidence that supports the claim that forums do work as a center of knowledge-sharing. Possible future directions could include tracking the actual threads to understand whether the discussions in forums cross-over into the review and bugs systems, and to what effect.
- *Causal inference on promoting career.* From Eclipse historical data of social roles, we can also collect contributor metrics of leader. Combined with the metrics of committer, we can address the impact of the forum on the social leadership, that is, the causal effect of forum participation on being promoted from committers to leaders.

5 Threats to Validity

Several threats to the *construct validity* emerge in our study. Related to the PS₂ and RQ₁, it is possible that there are identical users that have different identity number and different status in the forums. We also found in several threads, a message posted by a user had been duplicated with different message identity number. Since we distinguished the users and the messages by their identity number, in our analysis, we recorded them differently even though they are same. In relation with forums linkage, we found that not all links in the threads can be extracted since they are written in plain text by users. However, the number of these issues were small. Thus, we consider that the impact of the missing links is not significant.

Threats to the *external validity* appear in our data preparation. Even though we investigated a large scale of discussion forum in Eclipse, the findings could not be generalized to other organizations.

We diminish the threats to *reliability* by preparing the online appendix of our collected threads, links, contributors, and the results of our manual annotation for RQ₂ and RQ₃ (see Section 2.3).

6 Related Work

In this section, we present the work related to the analysis of forum discussions.

¹⁵ <https://github.blog/2020-05-06-new-from-satellite-2020-github-codespaces-github-discussions-securing-code-in-private-repositories-and-more/#discussions>

Stack Overflow. A number of studies on a web-based question-and-answer communication channel, Stack Overflow (SO), has shown its importance. Zagalsky et al (2018) reported that SO with R-tag has become one of the two questions and answers communication channels that have a relationship with the users' discussions in R software development community forum. The collaboration between members and the independent individuals work have shaped the knowledge characteristics of the community. Squire (2015) showed that the quality measurements, participation of users, and the effectiveness of responding time in the SO forum have been the main factors that induced the developers' movement from self-supported forums and mailing lists. Ye et al (2017) analyzed the reason behind the inclusion of web links in SO forum. It has been reported that the forum users share the URLs in SO for various purposes. Referencing sources to provide the solutions is the most prevalent purposes for the users who posted the web links. The guidelines for users in making a successful question in SO forum has been proposed by Calefato et al (2018), whilst Wang et al (2018) investigated the factors related to the time of getting an accepted answer in four Stack Exchange websites. The factors of potential-to-success questions are conciseness, completeness, and the exactness of the characters usage (Calefato et al, 2018). In line with that, after controlling other factors, the accepted answers has been affected strongly by the dimension of the answerers (Wang et al, 2018). The more frequent a user in answering the questions, the faster to receive an accepted answer. The study by Zou et al (2017) describes the insights of developers' requirements through SO. The authors found that the usability and reliability are the most common topics discussed in the SO forum and also the most unresolved problems faced by the users. By visualizing the development activities evolution over time, most software developers interested in the functionality and reliability, while the usability still becoming the trends.

In our study, the basic idea of the thread codes basically referred to the artifacts types proposed by Zagalsky et al (2018). Since we analyzed the entire discussion for each topic (not per message), we modified the label used in our study to code the types of thread (see Section 3.2.2).

Twitter and news aggregators. Communication between programmers not limited only in mailing lists and question-and-answer channels, but also frequently shared on social media (i.e. Twitter) and news aggregators. The information hidden in the tweets posted by Twitter users have been attracting for researchers to explore in a number of studies. Mezouar et al (2018) investigated the tweets posted by users to relate to the bug reports after removing the noisy tweets. Guzman et al (2016) analyzed the characteristics of the usage of Twitter, information in the messages, and classified automatically the potential messages about software applications. The understanding of developers' motivation to contribute, and how the knowledge shaped in the community has also been explored from two modern news aggregator sites: Reddit and Hacker News (Aniche et al, 2018). The authors highlighted that the community size, the interaction scope between users, and the social fea-

tures might change the shape of knowledge and the sharing method of the development communities.

Senior contributors. Software development could not be separated from users' participation in a discussion forum. Their contributions are not always related to writing code. Recent studies show that every individual has an opportunity to become a valuable contributor. Zhou and Mockus (2012) built a model to analyze the users' chances of becoming a senior contributor depend on her competence, passion, and first-time contribution opportunity. Zhou and Mockus (2015) found that the participation of new members in the issue tracking system environment might impact to their status of becoming a long term contributor.

Junior contributors. Despite most valuable information for the improvement of a software quality come from the experienced members in a software project (Li et al, 2015), software developers should not underestimate the newcomers' contributions in a discussion forum. However, the support from core developers are needed to motivate the young members to actively participate (Panichella, 2015), even though their contributions unrelated with programming. Steinmacher et al (2015) identified that the lack of social interaction with the community, having unanswered questions or receiving delayed answers, and their technical experience backgrounds are some difficulties of new members faced when they make contributions to an open source software project. To support the newcomers to overcome their obstacles since their first participation in an OSS project, Steinmacher et al (2016) designed and built a conceptual model. The proposed model has succeeded in guiding the young members and minimizing their problems during the contribution process. The contribution characteristics of new members in OSS development has also been studied by Middleton et al (2018). The authors identified that the participation forms of the newly members, such as pull request and how they comment in the discussion influence the decision to join OSS teams.

7 Conclusion

To understand the impact of Eclipse community forums related to the linkage of the ecosystem and the social leadership, we conducted (i) a preliminary statistical study of 1,097,174 threads to analyze the characteristics of threads, contributions of Eclipse users, and users' classification; and also (ii) a large-scale study on the membership-based participation, discussion, and a sentiment investigation on the social interaction.

Our preliminary study has shown that forums are essential platform for linking various resources in Eclipse ecosystem and a source of expert knowledge for other development systems. The results of our empirical analysis reveal that forum members actively participate in posting and responding the threads equally without limitation of membership. The forums are dominated by question and answer threads, with the status of users affecting topics discussed. Sentiment among developers are consistent, with interaction between

developers that are neutral or positive. Based on this work that shows forums is just one example of Eclipse successful factors in sustaining a healthy ecosystem, there are many open issues for future work: understanding and supporting forum discussions, further studies of activities in multiple software development systems, and causal inference for assessment, to name a few.

References

- Allamanis M, Sutton C (2013) Why, when, and what: Analyzing stack overflow questions by topic, type, and code. In: 2013 10th Working Conference on Mining Software Repositories (MSR), pp 53–56
- Aniche M, Treude C, Steinmacher I, Wiese I, Pinto G, Storey MA, Gerosa MA (2018) How modern news aggregators help development communities shape and share knowledge. In: Proceedings of the 40th International Conference on Software Engineering, ICSE 18, pp 499–510
- Beyer S, Pinzger M (2014) A manual categorization of android app development issues on stack overflow. In: 2014 IEEE International Conference on Software Maintenance and Evolution, pp 531–535
- Beyer S, Macho C, Di Penta M, Pinzger M (2017) Analyzing the relationships between android api classes and their references on stack overflow. Tech.rep., Technical Report. University of Klagenfurt, University of Sannio
- Beyer S, Macho C, Di Penta M, Pinzger M (2020) What kind of questions do developers ask on stack overflow? a comparison of automated approaches to classify posts into question categories. *Empirical Software Engineering* 25:2258–2301
- Calefato F, Lanubile F, Novielli N (2018) How to ask for technical help? evidence-based guidelines for writing questions on stack overflow. *Information and Software Technology* 94(C):186–207
- Guzman E, Alkadhi R, Seyff N (2016) A needle in a haystack: What do twitter users say about software? In: 2016 IEEE 24th International Requirements Engineering Conference (RE), pp 96–105
- Guzzi A, Bacchelli A, Lanza M, Pinzger M, Deursen Av (2013) Communication in open source software development mailing lists. In: Proceedings of the 10th Working Conference on Mining Software Repositories, MSR 13, pp 277–286
- Hata H, Treude C, Kula RG, Ishio T (2019) 9.6 million links in source code comments: Purpose, evolution, and decay. In: Proceedings of the 41st International Conference on Software Engineering, IEEE Press, Piscataway, NJ, USA, ICSE 19, pp 1211–1221
- Ibekwe AM, Ma J, Crowley DE, Yang CH, Johnson AM, Petrossian TC, Lum PY, Franz E, Flieger A (2014) Topological data analysis of *Escherichia coli* O157:H7 and non-O157 survival in soils. *Frontiers in Cellular and Infection Microbiology* 4:1–10
- Kahani N, Bagherzadeh M, Dingel J, Cordy JR (2016) The problems with eclipse modeling tools: A topic analysis of eclipse forums. In: Proceedings of

- the ACM/IEEE 19th International Conference on Model Driven Engineering Languages and Systems, MODELS 16, pp 227–237
- Kauffeld S, Lehmann-Willenbrock N (2012) Meetings matter: Effects of team meetings on team and organizational success. *Small Group Research* 43(2):130–158
- Lertwittayatrai N, Kula RG, Onoue S, Hata H, Rungsawang A, Leelaprute P, Matsumoto K (2017) Extracting insights from the topology of the javascript package ecosystem. In: 2017 24th Asia-Pacific Software Engineering Conference (APSEC), pp 298–307
- Li PL, Ko AJ, Zhu J (2015) What makes a great software engineer? In: Proceedings of the 37th International Conference on Software Engineering - Volume 1, ICSE 15, pp 700–710
- Lum PY, Singh G, Lehman A, Ishkanov T, Vejdemo-Johansson M, Alagappan M, Carlsson J, Carlsson G (2013) Extracting insights from the shape of complex data using topology. *Scientific Reports* 3(1)
- Mezouar ME, Zhang F, Zou Y (2018) Are tweets useful in the bug fixing process? an empirical study on firefox and chrome. *Empirical Software Engineering* 23(3):1704–1742
- Middleton J, Murphy-Hill E, Green D, Meade A, Mayer R, White D, McDonald S (2018) Which contributions predict whether developers are accepted into github teams. In: Proceedings of the 15th International Conference on Mining Software Repositories, MSR 18, pp 403–413
- Nakasai K, Hata H, Matsumoto K (2018) Are donation badges appealing? a case study of developer responses to eclipse bug reports. *IEEE Software*
- Panichella S (2015) Supporting newcomers in software development projects. In: 2015 IEEE International Conference on Software Maintenance and Evolution (ICSME), pp 586–589
- Rosen C, Shihab E (2016) What are mobile developers asking about? a large scale study using stack overflow. *Empirical Software Engineering* 21:1192–1223
- Squire M (2015) Should we move to stack overflow?: Measuring the utility of social media for developer support. In: Proceedings of the 37th International Conference on Software Engineering - Volume 2, IEEE Press, Piscataway, NJ, USA, ICSE 15, pp 219–228
- Steinmacher I, Silva MAG, Gerosa MA, Redmiles DF (2015) A systematic literature review on the barriers faced by newcomers to open source software projects. *Information and Software Technology* 59:67–85
- Steinmacher I, Conte TU, Treude C, Gerosa MA (2016) Overcoming open source project entry barriers with a portal for newcomers. In: Proceedings of the 38th International Conference on Software Engineering, ICSE 16, pp 273–284
- Storey MA, Zagalsky A, Filho FF, Singer L, German DM (2017) How social and communication channels shape and challenge a participatory culture in software development. *IEEE Transactions on Software Engineering* 43(2):185–204

- Tantisuwankul J, Nugroho YS, Kula RG, Hata H, Rungsawang A, Leelaprute P, Matsumoto K (2019) A topological analysis of communication channels for knowledge sharing in contemporary github projects. *Journal of Systems and Software* 158:110416
- Treude C, Barzilay O, Storey MA (2011) How do programmers ask and answer questions on the web? (nier track). In: *Proceedings of the 33rd International Conference on Software Engineering, Association for Computing Machinery, ICSE 11*, pp 804–807
- Viera A, Garrett J (2005) Understanding interobserver agreement: The kappa statistic. *Family Medicine* 37(5):360–363
- Wang S, Chen TH, Hassan AE (2018) Understanding the factors for fast answers in technical q&a websites. *Empirical Software Engineering* 23(3):1552–1593
- Ye D, Xing Z, Kapre N (2017) The structure and dynamics of knowledge network in domain-specific q&a sites: A case study of stack overflow. *Empirical Software Engineering* 22(1):375–406
- Yunwen Ye, Kishida K (2003) Toward an understanding of the motivation of open source software developers. In: *Proceedings of the 25th International Conference on Software Engineering*, pp 419–429
- Zagalsky A, German DM, Storey MA, Teshima CG, Poo-Caamano G (2018) How the r community creates and curates knowledge: An extended study of stack overflow and mailing lists. *Empirical Software Engineering* 23(2):953–986
- Zhou M, Mockus A (2012) What make long term contributors: Willingness and opportunity in oss community. In: *Proceedings of 34th International Conference on Software Engineering (ICSE)*, pp 518–528
- Zhou M, Mockus A (2015) Who will stay in the floss community? modeling participants initial behavior. *IEEE Transactions on Software Engineering* 41(1):82–99
- Zou J, Xu L, Yang M, Zhang X, Yang D (2017) Towards comprehending the non-functional requirements through developers eyes. *Information and Software Technology* 84(C):19–32