

A Distributed Framework to Orchestrate Video Analytics Applications

Tapan Pathak, Vatsal Patel, Sarth Kanani,
Shailesh Arya
Pandit Deendayal Petroleum University
Gandhinagar, India

Muhammad Intizar Ali
ali.intizar@nuigalway.ie
SFI Confirm Centre for Smart Manufacturing, Data
Science Institute, NUI Galway, Ireland

Pankesh Patel
pankesh.patel@insight-centre.org
SFI Confirm Centre for Smart Manufacturing, Data
Science Institute, NUI Galway, Ireland

John Breslin
john.breslin@nuigalway.ie
SFI Confirm Centre for Smart Manufacturing, Data
Science Institute, NUI Galway, Ireland

ABSTRACT

The concept of Internet of Things (IoT) is a reality now. This paradigm shift has caught everyone's attention in a large class of applications, including IoT-based video analytics using smart doorbells. The global market for IoT-based video analytics is expected to grow to 9.4 billion USD by 2025. Due to its growing application segments, various efforts exist in scientific literature and many video-based doorbell solutions are commercially available in the market. However, contemporary offerings are bespoke, offering limited composability and reusability of a smart doorbell framework. Second, they are monolithic and proprietary, which means that the implementation details remain hidden from the users. We believe that a transparent design can greatly aid in the development of a smart doorbell, enabling its use in multiple application domains.

To address the above-mentioned challenges, we propose a distributed framework to orchestrate video analytics across Edge and Cloud resources. We investigate trade-offs in the distribution of different software components over a bespoke/full system, where components over Edge and Cloud are treated generically. The proposal looks at the smart doorbell case study and uses AWS as a base platform for implementation. To showcase the composability and reusability of the proposed framework, the state of the art ML- and DL-based models are implemented on the affordable Raspberry Pi in the form of an Edge device. This also demonstrates the feasibility of running these models on IoT devices. Moreover, this paper evaluates the proposed framework as well as the state-of-the-art models and presents comparative analysis of them on various metrics (such as overall model accuracy, latency, memory and CPU usage). The evaluation result demonstrates our intuition very well, showcasing that the AWS-based approach exhibits reasonably high object-detection accuracy, low memory and CPU usage when compared to the state-of-the-art approaches, but high latency.

Permission to make digital or hard copies of all or part of this work for personal or classroom use is granted without fee provided that copies are not made or distributed for profit or commercial advantage and that copies bear this notice and the full citation on the first page. Copyrights for components of this work owned by others than the author(s) must be honored. Abstracting with credit is permitted. To copy otherwise, or republish, to post on servers or to redistribute to lists, requires prior specific permission and/or a fee. Request permissions from permissions@acm.org.

IoT '20, October 6–9, 2020, Malmö, Sweden

© 2020 Copyright held by the owner/author(s). Publication rights licensed to ACM.
ACM ISBN 978-1-4503-8758-3/20/10...\$15.00
<https://doi.org/10.1145/3410992.3411013>

CCS CONCEPTS

• **Computing methodologies** → **Cooperation and coordination**; • **Computer systems organization** → **Embedded software**.

KEYWORDS

Edge Intelligence, Video Analytics, Artificial Intelligence (AI), Deep Learning (DL), Internet of Things (IoT), Cloud Computing

ACM Reference Format:

Tapan Pathak, Vatsal Patel, Sarth Kanani, Shailesh Arya, Pankesh Patel, Muhammad Intizar Ali, and John Breslin. 2020. A Distributed Framework to Orchestrate Video Analytics Applications. In *10th International Conference on the Internet of Things (IoT '20)*, October 6–9, 2020, Malmö, Sweden. ACM, New York, NY, USA, 9 pages. <https://doi.org/10.1145/3410992.3411013>

1 INTRODUCTION

The Internet of Things (IoT)-based video analytics has caught the attention of businesses and technology enthusiasts worldwide, due to its potential to provide solutions in a large class of applications including Smart-X (e.g., Smart home, Smart farming). For example, a video-based smart doorbell announces the presence of visitors. This would help the homeowners to verify the identity of visitors, which could prevent unwanted invasion or home robbery at a moment of notice [26]. A video-based smart doorbell may leverage face-detection technologies to measure unique characteristics about one's face. Due to its growing application segments, various efforts exist in literature [10, 18, 26] and many video-based doorbell solutions are commercially available in the market [9]. Some of the limitations of these offerings that we noted are:

Existing smart doorbell devices often have limited processing capabilities due to either their portability requirements or to lower the cost of installation, deployment and maintenance. On the other hand, the rise of DL/CV algorithms (to improve the object-detection accuracy at the Edge) demands powerful but expensive devices (e.g., NVIDIA Jetson Nano [24], Google Coral USB Accelerator [12]). *To address this trade-off, we exploit a distributed architecture that can orchestrate the placement of different components while keeping the trade-off between cost and detection accuracy in mind. Moreover, our experimental analyses will be informative to users (e.g., software architects, system designers, developers) designing similar video analytics*

architectures. Moreover, our case study on smart video-based doorbell will be insightful to extend it to other design tasks.

Existing systems are bespoke and proprietary, which offer limited composability and reusability of a smart doorbell framework [19]. This would increase the effort and time to incorporate the rapid advancements in DL-based computer vision approaches and new innovative features. For example, the technical users may want to build new DL-based models to improve the accuracy or to develop new innovative applications (e.g., to prevent package theft [5], to detect suspicious activities at the doorbell such as gun detection [28]), apart from the offered standard features. To address such evolving requirements, a transparent system design is needed that offers the flexibility to deploy new innovative DL/ML models and features over time, reusing the existing smart doorbell system architecture. We believe that a transparent design can greatly aid the use of a smart doorbell in multiple application domains.

Contributions. To address the aforementioned challenges and design goals, we propose a distributed framework for video analytics across Edge and Cloud resources. The contributions of this paper are as follows:

Multi-layer design and implementation. A multi-layer design to manage and deploy video analytics applications across Edge and Cloud (presented in Section 4). The proposal is based on state-of-the-art technology and uses AWS as a base platform for the implementation. To the best of our knowledge, the implementation design is the first that presents a detailed design, orchestrating Edge and Cloud components and their detailed evaluations on various metrics. We believe that the transparent design will greatly aid the development of a smart doorbell and bring together the different disciplines (such as Edge analytics, AI, Internet of Things, Computer vision) to identify the major challenges and research directions.

Validation study and evaluation results. We conduct an extensive experimental validation study to demonstrate composability and reusability of the proposed framework, aimed at the smart doorbell case study (discussed in Section 2). We validate the proposed framework (presented in Section 4) as well as the state-of-the-art models (presented in Section 3) and conduct comparative analysis of them on various metrics (presented in Section 5).

Outline. The rest of the paper is structured as follows: The smart doorbell case study is presented in Section 2. Section 3 presents the approaches that are state of the art and designed around the main frameworks for video analytics on Edge devices. In Section 4, we present a system design of the proposed approach and its implementation. Section 5 presents the evaluation results of the proposed approach and its comparative analysis of the state-of-the-art approaches, presented in Section 3. Finally, Section 6 concludes our current work and presents the future outlook.

2 CASE STUDY: SMART DOORBELL

A homeowner deploys a small doorbell in his house, which provides personalized services for each family member. The smart doorbell comes with a mobile interface with an admin panel which allows each member to upload an image of each family member to train the face recognition module. The admin panel allows the user to add faces with friend, family and visitor categories. The face recognition modules categorize the faces according to the designated categories.

If a new member and its categories are added, the smart doorbell updates the face recognition repository. The faces outside of these inputs are designated by the face recognition module as unknown. The deployed smart doorbell recognizes faces of family members, friends and visitors, and notifies the user in real time on his mobile app. In addition to this, it stores the past video footage of any activity in the proximity of the doorbell in order to analyze it more closely. Moreover, the doorbell records all past notifications. Also, the smart doorbell mobile app allows the users to watch a live view remotely by simply clicking on a view-live functionality.

Apart from face recognition personalized services, the smart doorbell lets the homeowners develop innovative applications, leveraging the existing smart doorbell device and platform. For instance, it can be leveraged to detect **unsafe content**, which recognizes a weapon such as a gun, as it is the foremost weapon used for diverse crimes such as burglary, rape, etc [28]. It can be an important technology to prevent package theft, as it is at an all-time high in recent years with 1.7 million packages stolen in the United States every day [5], thus making it a **noteworthy vehicle detection** functionality (such as FedEx, USPS, etc.) at home. In addition to this, it provides advanced functions such as the detection of **known/unknown face** and **animal detection** at the door for the safety of homeowners.

In addition to the above-mentioned scenario, the user would like to add flexibility to add more devices on the fly with minimal effort. For instance, whenever a new smart doorbell is added to the home, the user connects the smart doorbell with the trained models of face recognition by simply configuring a new smart doorbell device, instead of training a new device again.

The next section presents the state-of-the-art approaches to implement the smart doorbell case study, demonstrating video analytics on IoT devices.

3 STATE OF THE ART

Table 1 presents an overview of approaches, centered around three major architectures for video analytics on IoT devices [2–4, 13, 14, 17, 22, 25]: (1) **On-Device Computation**, where an ML or DL model runs on device (in Section 3.1, 3.2). (2) **On-Edge Computation**, where an ML/DL model runs on powerful CPU or GPU Edge devices, instead of running on the device itself (in Section 3.3). (3) **Cloud-based Software as a Service (SaaS)**, where an ML/DL model runs on cloud as a service (in Section 3.4). In the following section, we describe each approach.

3.1 On-Device ML-based Techniques

When designing a model, the efforts belonging to this category often focus on designing a simple model that can run on IoT devices. The overall objective of this simple model is to reduce the execution latency, while aiming to maintain acceptable levels of accuracy. In the following, we present some of the On-Device ML-based techniques:

Haar Cascade. Haar cascade is an object-detection technique to detect objects, based on the concept proposed by Viola-Jones [29]. It is an ML-based approach where a cascade function is trained using a set of positive and negative images. The first step of this technique is to collect Haar features from an image. A large number

Approaches	Description	Strengths	Weaknesses	Tools & Technology
On-Device ML Techniques	<ul style="list-style-type: none"> Hand-engineered feature extractors & classifiers to detect objects. Model is trained on Edge or Cloud server. Model inference on device. 	<ul style="list-style-type: none"> Low Latency No vendor lock-in Easy to understand 	<ul style="list-style-type: none"> Accuracy Maintenance Development Effort 	<ul style="list-style-type: none"> Haar Cascade HOG and SVM SIFT
On-Device DL Techniques	<ul style="list-style-type: none"> Model design or Model compression techniques. Model training on Edge server or cloud. On device inference. 	<ul style="list-style-type: none"> Low latency No vendor lock-in Accuracy 	<ul style="list-style-type: none"> Maintenance Development effort Difficult to understand 	<ul style="list-style-type: none"> MobileNet SSD YOLO
On-Edge Computation	<ul style="list-style-type: none"> Offloading inference from a device to nearby Edge server. Model training and training at Edge server. Co-processor/accelerator device, dedicated GPU boards 	<ul style="list-style-type: none"> Reduced Latency No Vendor lock-in 	<ul style="list-style-type: none"> Resource management Development Effort 	<ul style="list-style-type: none"> Intel Movidius Neural Compute Stick 2 Google Coral TPU USB Accelerator NVIDIA Jetson Nano
Cloud-based SaaS	<ul style="list-style-type: none"> Cloud-based Software as a Service (SaaS) platform. Model inferencing and training at Cloud Platform. 	<ul style="list-style-type: none"> Scalable platform Rapid Development Anywhere Resource Access Anytime Resource Access 	<ul style="list-style-type: none"> High Latency Subscription cost Privacy concerns Vendor lock-in 	<ul style="list-style-type: none"> AWS Rekognition Google Vision AI Microsoft Azure Computer Vision

Table 1: Summary: State of the Art in Video Analytics for IoT Devices.

of Haar features are necessary to describe an object from an image, as a Haar feature is a weak classifier. Therefore, they are organized into cascade classifiers to form a strong classifier to detect an object from an image. We have implemented and trained a full custom object Haar cascade detection. **The performance results of Haar cascade are presented in Section 5.**

HOG and SVM. Histogram of Oriented Gradients (HOG) [8] is a widely used feature descriptor to extract features from an image. An image is broken down into smaller regions. The gradient and orientations (or magnitude and directions) are calculated for each region. Then, HOG generates a histogram of each region separately. The gradient and orientations of pixel values are used to create the histograms, therefore this technique is named as “Histogram of Oriented Gradients (HOG)”. HOG features (called as feature vector) are given to Support Vector Machine (SVM) [7] classifier for object detection. SVM is a supervised ML model that uses classification algorithms for binary classification. For our experiments, we have trained linear SVM that classifies object (e.g., human) from non-object (e.g., non-human). **We present the performance results of HOG + SVM in Section 5.**

The On-Device ML-based techniques are light-weight and show low execution latency, which makes these algorithms a suitable candidate for on-device video analytics. However, the real-world objects could have different lighting conditions and appearance, where it is harder for these types of models to achieve a high detection accuracy [23]. To achieve a high accuracy, DL-based techniques have been proposed, discussed in Section 3.2.

3.2 On-Device DL-based Techniques

The approaches, belonging to this category, employ various model reduction techniques to enable its deployment on IoT devices. For instance, **Model design techniques** emphasize on models design with a reduced number of parameters (while aiming to maintain high levels of accuracy), thereby bringing down the memory requirements to run the model on IoT devices [4]. **Model compression** techniques such as parameter quantization, parameter pruning have been proposed [4] to reduce model size. In parameter quantization, the parameters of the existing DL model are compressed by going to low-bit width numbers from floating-point numbers. This takes out the expensive floating-point multiplications. In parameter pruning, parameters that are not so important (like the ones which are near to zero) are removed. MobileNet SSD (Single Shot Detector) [15, 20]

and YOLO (You Only Look Once) [27] are some of the DL models for IoT devices for video analytics. Many of the DL models for IoT devices, with pre-trained weights, are available for download. For instance, Google’s TensorFlow Lite offers pre-trained and optimized models to identify hundreds of classes of objects, including people and animals.

Many frameworks (e.g., TensorFlow Lite, MXNet, Caffe2, etc.) have been proposed to deploy DL models on IoT devices [22]. For our experiments, we have used Google’s TensorFlow Lite, which is a set of tools that help developers to run TensorFlow models on resource-constrained devices. It enables on-device machine learning inference with low latency and a small binary size. **We present the performance results of MobileNet SSD model for TensorFlow Lite in Section 5.**

3.3 On-Edge Computation

While the model reduction techniques can help DL models to run on resource constrained IoT devices, it is still a challenge to deploy a powerful and large DL model with a real-time execution. To address this challenge, this approach considers offloading DL model from an IoT device to more powerful entities or Edge device. In such scenario, an IoT device sends a video stream to a nearby Edge device, the Edge device processes the data and sends the corresponding results back to the IoT device.

To speed up inference or training at Edge server, hardware manufacturers have developed CPUs and GPUs-enabled devices for deep learning. For instance, Intel’s Movidius Neural Compute Stick 2 (NCS) [16] and Google’s Coral Tensor Processing Unit (TPU) USB Accelerator [12] are some of the co-processors that can be plugged to the USB port of an Edge device. There are times when CPU-enabled devices with co-processor may not be enough for running DL models. To address this issue, hardware manufacturers offer GPU-based dedicated development boards, which tend to have good compatibility and performance. NVIDIA’s Jetson Nano [24] and Google Coral Development Board [11] are some of the examples of dedicated development boards to run DL models.

3.4 Cloud-based Software as a Service (SaaS)

This approach leverages cloud-based SaaS for video analytics. Various cloud vendors (Such as Amazon, Google, Microsoft) have developed DL-based platforms. A typical approach is where a device sends a video stream over the network to a cloud-based platform,

where all the processing takes place and detection results are sent back to the IoT device.

For our implementation, we use AWS as a base technology. We choose AWS Rekognition service, which lets developers develop several computer vision capabilities on top of scalable and reliable Amazon infrastructure. AWS Rekognition offers services, which can be divided into two categories: First, the developer can leverage pre-trained algorithms (prepared by Amazon) to identify objects, people, text, scenes, and activities in videos, as well as detect any inappropriate content. Second, AWS Rekognition Custom labels enable the developers to build use case specific ML-based video analytics capabilities to detect unique objects and scenes. **We present the performance results of AWS Rekognition in Section 5.**

4 SYSTEM DESIGN AND IMPLEMENTATION

The proposed system consists of three layers based on their functions: **Device layer**, **Edge layer**, and **Cloud layer**. The data flow goes as follows: A real-time media data is first captured by the camera at the *Device layer* and then it is transmitted to the *Edge layer* for processing. The *Edge layer* implements a video analytics logic. The video analytics results are sent to the *Cloud layer* for storage and remote access. The Cloud layer exposes application APIs. The Cloud layer implements a MobileApp, WebApp and Voice interface (on top of APIs exposed by the Cloud layer) that lets the users interact with the doorbell anywhere and anytime.

In the following sections, we describe the functionality of each layer and its implementation details.

4.1 Device Layer

It contains an array of devices. Each device interfaces with a camera module to capture a video and has a PIR sensor to detect the motion of an object (Circled ① in Figure 1). The camera is used to capture video data. The motion sensor triggers the camera if any motion is detected. The integration of motion sensors with the device allows it to process data only when there is a motion. This would avoid the processing of redundant and uninteresting data. We prototype the device layer using WiFi-enabled Raspberry Pi 3 Model B+.

Each device implements device registration and authentication functionality that allows the user to interact with the device anywhere and anytime (Circled ② in Figure 1). We implement these functions using AWS IoT Core, which is a platform that enables the users to connect various types of devices to secure registration and authentication to AWS. More specifically, the implementation leverages two services of AWS IoT Core. First, device registry to keep a record of all the registered devices and their attributes. Second, the authentication service provides the mutual authentication service between the device and the Cloud, so that device data is never exchanged between the device and the Cloud without proven identity. It supports X.509 certificate-based authentication as well as certificates signed by a Certificate Authority (CA).

Each device hosts an Edge component (discussed in Section 4.2) to process data before the data is pushed to the Cloud.

4.2 Edge Layer

The Edge layer processes the transmitted media data, before the data is sent to the Cloud. Figure 1 presents a logical flow of these

functions at the Edge and their interaction with the device and Cloud layer. In the following section, we present functions implemented at the Edge layer:

Frame sampling. It samples a frame off of a live video stream from the attached camera (triggered by a motion sensor at the device layer). It packages and sends raw footage to the object-detection component (Circled ③ in Figure 1). The frame sampling client is implemented using OpenCV (Open Source Computer Vision) library in Python.

Object detection and recognition. It implements a logic to detect objects. It is dedicated to running various models to detect various objects (Circled ④ in Figure 1). The current version implements four models: a face detection and recognition, an animal detection, an unsafe content detection (such as violence, gun etc.) and a noteworthy vehicle detection such as a fire truck and courier service (e.g., FedEx, DHL, USPS) van.

The object-detection component implements functions that leverage AWS Rekognition APIs for object recognition and detection (Circled ⑤ in Figure 1). AWS Rekognition is a highly scalable deep learning service that requires no machine learning expertise to use. It exposes various APIs to recognition objects. Table 2 presents APIs used for the implementation.

AWS Rekognition APIs	Description
search_faces_by_image	It compares the features of the input face with faces in the specified database (or collection).
detect_moderation_labels	It detects unsafe content (such as gun, nudity, etc.) from a video.
detect_text	It detects text in an input video and converts it into machine-readable text. We use this API to identify a noteworthy vehicle (e.g., Ambulance, DHL truck) as they embed text on top of the vehicle.
detect_labels	It detects an instance of real-world entities (such as animal, pet) within an input video stream.

Table 2: AWS Rekognition APIs

The video analytics metadata (e.g., object attributes such as known or unknown face, confidence, date and time, etc.) are sent to the Cloud for storage and further retrieval (Circled ⑥ in Figure 1), discussed in Section 4.3.

4.3 Cloud Layer – Serverless Architecture

The proposed Cloud layer implements an architecture without a server (Serverless) or in other words a Function as a Service (FaaS). It lets developers build Cloud-based services, while avoiding heavy lifting tasks of managing different instances of the Cloud. We make use of an event-based and micro-service framework like AWS Lambda where a developer writes the application logic in the form of various function(s). The logic gets activated when a matching event occurs. For instance, an ingestion service triggers a lambda function (Circled ⑧ in Figure 2). AWS provisions and manages resources for the execution of functions of lambda. We strongly encourage using a serverless architecture because it inherently fixes two significant issues: First, programming without servers eases the work of developers to develop, deploy and manage applications to

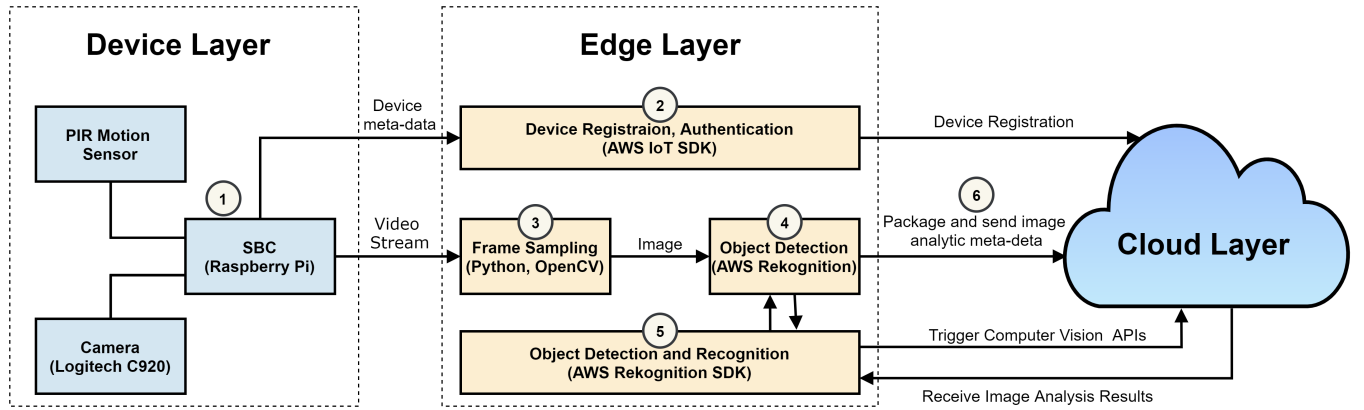


Figure 1: Logical Flow of Device and Edge Layer.

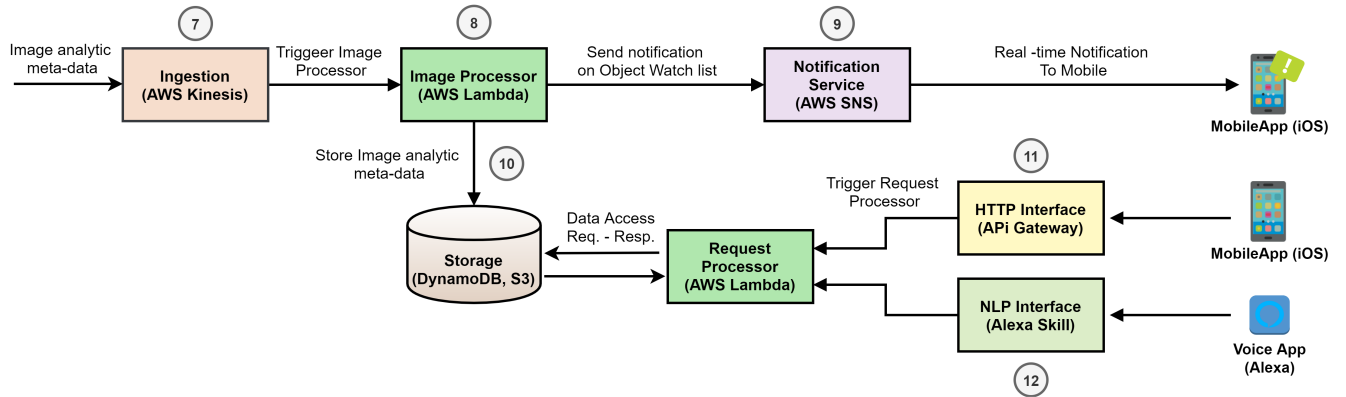


Figure 2: Logical Flow of Cloud Layer.

a great extent. Second, the flexibility of functions for running either on Edge or Cloud with minor tweaks facilitates interoperability and federation between Edge and Cloud.

The Cloud layer is responsible for providing three essential functionalities: **scalable storage to access data anywhere and anytime**, **reliable processing infrastructure to train new machine learning models**, and **API interfaces for user applications**. In the following section, we present each functionality:

Model training and deployment. As the requirements evolve, the Cloud layer may need to build new models. For instance, a doorbell (installed near a garage) would need a noteworthy vehicle detection model to recognize a car licence plate. To address this requirement, we integrate Amazon Rekognition Custom Labels, a recently launched (in November 2019) feature of Amazon Rekognition that enables the developers to build a customized (use case specific) ML-based video analytics model. With AWS Rekognition Custom Label, we can simply upload a small set of use case specific images (a few hundred images, instead of requiring a larger number of hand-labeled images to build an accurate model) for training. In background, it automatically loads and inspects the training data and generates models, which can be exposed as Rekognition Custom APIs and integrated into our application.

Real-time Push Notification. It sends a real-time alert notification to the user, when a motion is detected in the proximity of the doorbell. This functionality is implemented using three components: AWS Kinesis, AWS Lambda, and Amazon SNS. We use AWS Kinesis Data Stream to ingest video analytics metadata from the Edge layer to the Cloud layer (Circled ⑦ in Figure 2). We implement AWS Lambda functions (written using Python) that process the metadata in response to data ingestion from Kinesis (Circled ⑧ in Figure 2) and triggers the push notification (Circled ⑨ in Figure 2). We implement the push notification service using Amazon Simple Notification Service (Amazon SNS), which is a web service that enables applications to instantly send notification from the Cloud.

Figure 3 (b) shows an iOS mobile application interface of real-time push notification. The user receives alerts on his mobile application when a visitor is detected at the door. The user can respond to the notification or just "ignore" it.

Persistent data storage and access. It receives video analytics metadata from Edge and provides a scalable storage to access data anywhere and anytime (Circled ⑩ in Figure 2). We implement the storage services using Amazon DynamoDB and Amazon S3. DynamoDB offers real-time database services, which store video

analytics metadata in key-value format (Circled ⑩ in Figure 2). Amazon offers Simple Storage Service (Amazon S3) to store and share user-generated content like images and video (Circled ⑪ in Figure 2). Both Amazon S3 APIs and DynamoDB APIs provide simple interfaces to store and retrieve data using the Amazon on-line storage infrastructure. We use these APIs that are exposed by Amazon API Gateway Service (Circled ⑪ in Figure 2). The API gateway is a service that sits in front of APIs. We use API gateway service because it allows us to encapsulate the storage APIs in mobile and web implementations. In our implementation, API gateway acts as a single point of entry and accommodates direct requests from MobileApp.

The lower part of Figure 3-(a) shows a dashboard that provides the detailed activities in the doorbell case study. The notification metadata includes a face detection of known and unknown persons and object detection (e.g., noteworthy car, animal, etc.) which are stored in AWS DynamoDB. Figure 3-(c) shows the video library, stored in AWS S3. This interface lets users review activities and events at the door at a later time in case the user misses the real-time alert.

Conversational User Interface. Our approach involves the voice assistant functionality, which allows the users to ask questions about the smart environment that they are in. The voice assistant system leverages the logged video analytics results to provide a meaningful response. We integrate a voice assistant approach for several reasons: first, the use of natural language has been considered an intuitive way for people to interact with the technology, specifically people who have limited mobility. Second, the deployment of voice assistants is becoming pervasive now in smart homes (e.g., to date, over 100 million Amazon Echo devices have been sold [21]).

To explore the feasibility and potential use of this approach, we integrate this approach into our Smart doorbell. We implement this conversation interface using Alexa voice service, which is an intelligent voice control service to power the devices such as Amazon Echo that is a smart personal assistant device from Amazon triggered using voice commands (Circled ⑫ in Figure 2). Alexa uses Natural Language Processing (NLP) techniques to process users' requests. The voice service can be triggered using a specific keyword (such as Alexa). We have implemented an Alexa skill that can be triggered using the various voice commands (such as "Alexa, tell me what is happening at the door?", "Alexa, send me a snapshot of all activities at my door today"). Our custom Alexa skill triggers a set of lambda functions in the Cloud, which queries DynamoDB, which stores the video analytics metadata. Once the query result is computed in the Cloud, the results are sent back to the user through Alexa voice service.

5 EVALUATION

This section evaluates our AWS-Rekognition based proposed system design (presented in Section 4) that supports the Smart doorbell use case, described in Section 2. The evaluation results are divided into three different categories: The evaluation results of the proposed approach in Section 5.1, the comparative analysis (on Overall model performance, Latency, Memory and CPU usage) of the proposed

approach with the state-of-the-art approaches in Section 5.2 and Section 5.3.

5.1 Model Accuracy

We apply commonly used metrics for evaluating the performance of AWS Rekognition-based proposed approach. We look at the following well-known metrics to derive model accuracy [1]:

True Positives (TP). The model correctly detects the presence of an object in an input image, when an object is present in the image. For instance, the model correctly returns an ambulance object, when an ambulance is present in an image.

False Negatives (FN). The model does not detect an object that is present in an image, but the ground truth for the input image includes the object. For instance, the model does not return an "ambulance" for an image that contains an ambulance.

False Positives (FP). The model incorrectly detects the presence of an object in an input image, when an object is not present in the image. For instance, the model detects an ambulance object, when there is no ambulance in the image.

True Negatives (TN). The model correctly detects an object that is not present in an input image. For instance, the model does not detect an ambulance for an input image that does not contain an ambulance.

The above-mentioned metrics are often used to derive some well-known metrics to measure the predictive performance of a model: **Accuracy**, **Precision**, and **Recall**. Accuracy is the ratio of correct predictions (i.e., TPs) over the total number of predictions. Precision is the fraction of correct detection (i.e., TPs) over all positive results (i.e., TPs and FPs). Recall is a measure of how often a model can predict an object in a video stream correctly when it is present in the video stream. Recall is the fraction of correct detection (i.e., TPs) over TPs and FNs.

Datasets. We employ several datasets to evaluate the accuracy of the model. For face recognition scenario, we have used Labeled Faces in the Wild (LFW), which is a database of face photographs designed for studying face recognition. This dataset contains more than 13,000 images of faces collected from several sources from the Web. Each face has been labeled with the name of the person's picture. This would help us to perform known or unknown face detection experiments. For the remaining scenarios, the dataset is self-collected from the various sources from the Web. The images have been collected from other datasets such as Pascal VOC 2012, Common Objects in Context (COCO), ImageNet, and public sources (such as Kaggle and Google images), which have been checked by humans. Some of these images represent challenging scenarios for models to detect objects, as the visible features vary when the distances and angles are different, but sometimes an object is partially visible or in different gestures. Many algorithms may not identify an object or incur many FP rates.

Table 3 summarizes the performance results of AWS Rekognition model for our scenarios. The model outperforms in terms of precision because the model does not incorrectly detect the presence of an object in an input image. AWS Rekognition has accuracy above 90% in all scenarios. The high values of TPs and TNs and the low

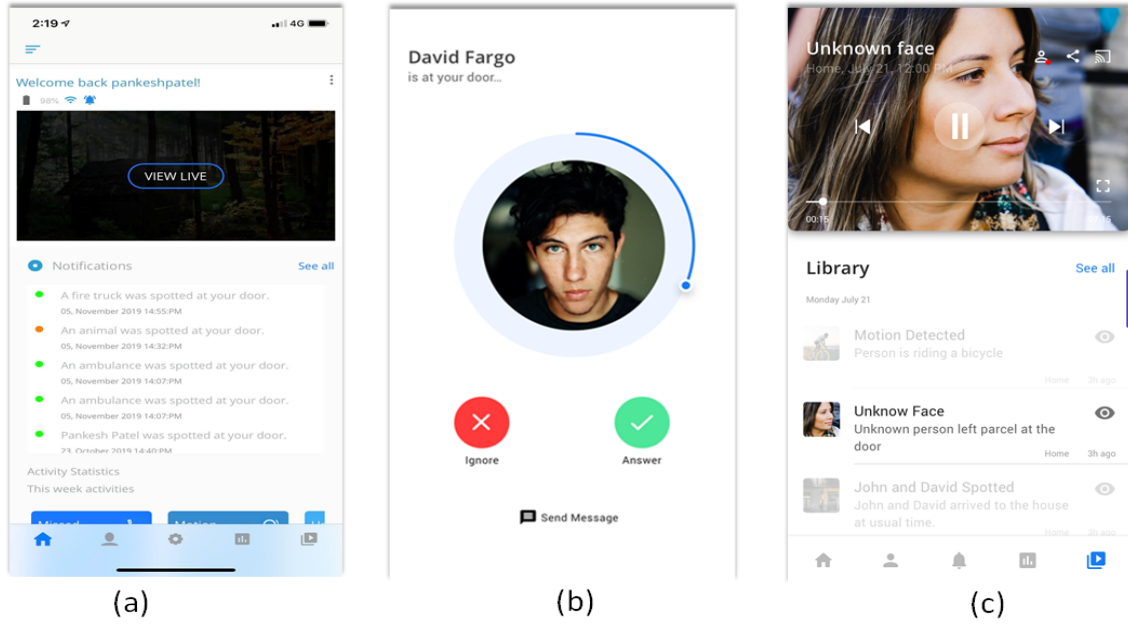


Figure 3: The user interface of the mobile application: (a) The lower part shows a dashboard that provides the detailed activities at the doorbell. The notification messages include a face detection of known and unknown persons and object detection (e.g., noteworthy car, animal, etc.), The upper part illustrates on-demand live video streaming that allows users to see what is happening at the doorbell. (b) Shows an interface for real-time push notification. The user receives alerts on his mobile application when a visitor is detected at the door. The user can respond to the notification or just "ignore" it. (c) Shows the video library. This interface lets users review activities and events at the door at a later time in case the user misses the real-time alert.

value of FNs indicate the high accuracy of the model. AWS Rekognition has recall value above 80% in all scenarios. This is because FNs is between 2% to 10% where the confidence value of an object detection is 90. Reducing it to 70 eliminates all FNs in our dataset while improving overall object recognition success rate.

Scenario	TP	FN	FP	TN	Accuracy (In %)	Precision (In %)	Recall (In %)
Face Recognition	45%	5%	0	50%	95	100	90
Unsafe Content Detection	44%	6%	0	50%	94	100	88
Animal Detection	40%	10%	0	50%	90	100	80
Noteworthy Vehicle Detection	43%	7%	0	50%	93	100	86
Multiple Objects Detection	15%	2%	0	83%	98	100	88

Table 3: AWS Rekognition-based proposed approach results.

5.2 Comparative Analysis

This section presents the comparative analysis (on Overall Model Performance and Latency) of the AWS Rekognition-based proposed approach with respect to the state-of-the-art approaches, presented in Section 3.

Overall Model Performance. It is an aggregate measure that considers both recall and precision metrics of a model [1]. We take

the F1-score to measure the overall performance of a model. The F1-score is a harmonic mean of precision and recall metrics. The value is between 0 and 1. The higher the value, the better the model performs, both on precision and recall. Figure 4 compares different approaches with the proposed AWS Rekognition-based model, including well-known models such as MobileNet SSD (implemented using TensorFlow Lite framework), Haar Cascade, and HOG + SVM. The evaluation shows that AWS Rekognition has the highest F1-score among the compared approaches, indicating that the model is performing well both on precision and recall. The DL-based MobileNet SSD is close to the AWS Rekognition model.

Latency. It is the length of time it takes for a signal (or data) to be sent to the server plus the length of time it takes from the server for that signal to be received [6]. Figure 4 summarizes the latency results of the proposed approach with respect to the state-of-art approaches. The result matches our intuition very well, showing that AWS Rekognition model exhibits high latency with respect to On-Device ML and On-Device DL approaches. The primary reason of having high latency is because of the communication between AWS Cloud and the doorbell over a network, that is to transfer data to AWS Cloud for video analytics and sending the outcomes (or results) back to the doorbell. All the experiments are performed under strong wireless connectivity with 802.11n wireless LAN, although poor internet connection can dwarf these results and could increase the latency significantly.

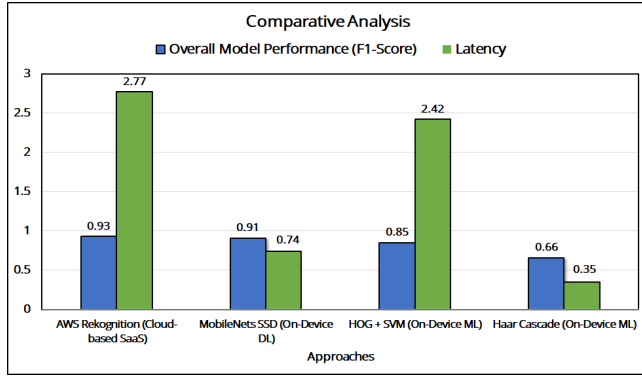


Figure 4: Comparative Analysis Results: Overall Model Performance and Latency.

5.3 Memory and CPU usage

We capture the memory utilization and CPU usage by our algorithms by a memory-profile module¹, which is a Python module for monitoring memory and CPU usage of a process. This module gets the memory consumption of a process by querying the OS kernel about the amount of memory the current process has allocated.

Table 4 compares different approaches with the proposed AWS Rekognition-based algorithm, including Haar Cascade, HOG + SVM, and MobileNet SSD. The result matches our intuition very well in that DL-based algorithms require more memory and CPU because of its CNN-based Deep Neural Networks (DNN), which may not be a good choice for highly resource-constrained IoT devices as they require 15 times more memory space. On the other hand, AWS Rekognition-based algorithm consumes very less memory because it offloads the video processing tasks on Cloud. This characteristic makes it suitable for resource-constrained IoT devices.

Approaches	Memory Usage (in MBs)	CPU Usage (in %)
AWS-Rekognition-based Approach (Cloud-based SaaS)	1.99	28%
MobileNet SSD (On-Device DL)	473.96	33.30%
HOG + SVM (On-Device ML)	30.09	30%
Haar Cascade (On-Device ML)	22.86	30.20%

Table 4: Approaches: Memory and CPU Usage

6 CONCLUSION AND FUTURE WORK

In this paper, we propose a distributed framework to orchestrate video analytics across Edge and Cloud resources. The proposed framework aims at the smart doorbell case study and uses AWS as a base platform for the implementation. To showcase the composability and reusability of the proposed framework, the ML and DL-based models which are state of the art are implemented on the affordable Raspberry Pi in the form of an Edge device. This also

demonstrates the feasibility of running these models on resource-constrained devices. Moreover, this paper evaluates the proposed framework as well as the state-of-the-art models and presents comparative analysis of them on various metrics (such as overall model accuracy, latency, memory and CPU usage). The evaluation results demonstrate our intuition very well, showcasing that AWS-based approach exhibits high accuracy (more than 90% in all scenarios), low memory and CPU usage with respect to the state-of-the-art approaches, but high latency. These results show that AWS-based approach is quite suitable for applications such as Smart doorbell. However, it may not be suitable for latency-sensitive applications, because the delay caused by transferring data to Cloud for video analysis and back to the doorbell device is high, as supported by our evaluation results.

Our next objective is to reduce our reliance on Cloud-based SaaS platform to improve the existing latency results and reduce the subscription cost of a Cloud platform. Secondly, privacy is a major concern in the video-based smart doorbell application, as there is an involvement of bio-metric data of homeowners. Therefore, in the future, we plan to design a distributed Edge-based framework for low-cost resource-constrained IoT devices for video analytics applications. We potentially see Distributed Deep Learning and Federated Learning as solutions to address these challenges.

ACKNOWLEDGMENTS

This publication has emanated from research supported in part by a research grant from Science Foundation Ireland under Grant Numbers 16/RC/3918 (Confirm SFI Research Centre for Smart Manufacturing) and 12/RC/2289_2 (Insight SFI Research Centre for Data Analytics), co-funded by the European Regional Development Fund. We thank Dr. Mohendra Roy and Dr. Pawan Sharma for their valuable inputs during brainstorming sessions.

REFERENCES

- [1] Amazon. 2020. Metrics for Evaluating Your Model. <https://docs.aws.amazon.com/rekognition/latest/customlabels-dg/tr-metrics-use.html>.
- [2] Saurabh Chauhan, Pankesh Patel, Flávia C Delicato, and Sanjay Chaudhary. 2016. A development framework for programming cyber-physical systems. In *2016 IEEE/ACM 2nd International Workshop on Software Engineering for Smart Cyber-Physical Systems (SESCPS)*. IEEE, 47–53.
- [3] S. Chauhan, P. Patel, A. Sureka, F. C. Delicato, and S. Chaudhary. 2016. Demonstration Abstract: IoT Suite - A Framework to Design, Implement, and Deploy IoT Applications. In *2016 15th ACM/IEEE International Conference on Information Processing in Sensor Networks (IPSN)*. 1–2.
- [4] J. Chen and X. Ran. 2019. Deep Learning With Edge Computing: A Review. *Proc. IEEE* 107, 8 (2019), 1655–1674.
- [5] CNBC. 2020. How Amazon Is Trying To Stop Package Theft. YouTube: <https://www.youtube.com/watch?v=6TqBJyd4aHg>.
- [6] Douglas Comer. 1988. *Internetworking with TCP/IP: Principles, Protocols, and Architecture*. Prentice-Hall, Inc., USA.
- [7] Corinna Cortes and Vladimir Vapnik. 1995. Support-Vector Networks. *Mach. Learn.* 20, 3 (Sept. 1995), 273–297. <https://doi.org/10.1023/A:1022627411411>
- [8] N. Dalal and B. Triggs. 2005. Histograms of oriented gradients for human detection. In *2005 IEEE Computer Society Conference on Computer Vision and Pattern Recognition (CVPR'05)*, Vol. 1. 886–893 vol. 1.
- [9] John R. Delaney. 2020. The Best Video Doorbells for 2020. PC Magazine Article, <https://in.pcmag.com/home-security/118816/the-best-video-doorbells-for-2020>.
- [10] R. Giorgi, N. Bettin, S. Ermini, F. Montefoschi, and A. Rizzo. 2019. An Iris+Voice Recognition System for a Smart Doorbell. In *2019 8th Mediterranean Conference on Embedded Computing (MECO)*. 1–4.
- [11] Google. 2020. Coral Dev Board. <https://coral.ai/products/dev-board>.
- [12] Google. 2020. USB Accelerator. <https://coral.ai/products/accelerator/>.
- [13] Amelie Gyrard, Martin Serrano, and Pankesh Patel. 2017. Chapter 11 - Building Interoperable and Cross-Domain Semantic Web of Things Applications. In

¹<https://pypi.org/project/memory-profiler/>

- Managing the Web of Things*, Quan Z. Sheng, Yongrui Qin, Lina Yao, and Boualem Benatallah (Eds.). Morgan Kaufmann, Boston, 305 – 324. <https://doi.org/10.1016/B978-0-12-809764-9.00014-7>
- [14] Yiwen Han, Xiaofei Wang, Victor C. M. Leung, Dusit Niyato, Xueqiang Yan, and Xu Chen. 2019. Convergence of Edge Computing and Deep Learning: A Comprehensive Survey. *CoRR* abs/1907.08349 (2019). arXiv:1907.08349 <http://arxiv.org/abs/1907.08349>
 - [15] Andrew G. Howard, Menglong Zhu, Bo Chen, Dmitry Kalenichenko, Weijun Wang, Tobias Weyand, Marco Andreetto, and Hartwig Adam. 2017. MobileNets: Efficient Convolutional Neural Networks for Mobile Vision Applications. *CoRR* abs/1704.04861 (2017). arXiv:1704.04861 <http://arxiv.org/abs/1704.04861>
 - [16] Intel. 2020. Intel® Neural Compute Stick 2 (Intel® NCS2). <https://software.intel.com/content/www/us/en/develop/hardware/neural-compute-stick.html>
 - [17] Muhammad Intizar, Pankesh Patel, Soumiya Kanti Datta, and Amelie Gyrard. 2017. Multi-Layer Cross Domain Reasoning over Distributed Autonomous IoT Applications. *Open Journal of Internet of Things* 3 (2017). <https://hal-emse.ccsd.cnrs.fr/emse-01644333>
 - [18] Abhishek Jain, Surendra Lalwani, Suyash Jain, and Varun Karandikar. 2019. IoT-Based Smart Doorbell Using Raspberry Pi. In *International Conference on Advanced Computing Networking and Informatics*, Raj Kamal, Michael Henshaw, and Pramod S. Nair (Eds.). Springer Singapore, Singapore, 175–181.
 - [19] Aakash Khochare, K. Aravindhan, and Yogesh Simmhan. 2019. A Scalable Framework for Distributed Object Tracking across a Many-camera Network. *CoRR* abs/1902.05577 (2019). arXiv:1902.05577 <http://arxiv.org/abs/1902.05577>
 - [20] Wei Liu, Dragomir Anguelov, Dumitru Erhan, Christian Szegedy, Scott E. Reed, Cheng-Yang Fu, and Alexander C. Berg. 2015. SSD: Single Shot MultiBox Detector. *CoRR* abs/1512.02325 (2015). arXiv:1512.02325 <http://arxiv.org/abs/1512.02325>
 - [21] Lucas Matney. 2019. More than 100 million Alexa devices have been sold. Techcrunch article, <https://techcrunch.com/2019/01/04/more-than-100-million-alexa-devices-have-been-sold/>.
 - [22] M. G. Sarwar Murshed, Christopher Murphy, Daqing Hou, Nazar Khan, Ganesh Ananthanarayanan, and Faraz Hussain. 2019. Machine Learning at the Network Edge: A Survey. arXiv:cs.LG/1908.00080
 - [23] S. Y. Nikouei, Y. Chen, S. Song, R. Xu, B. Choi, and T. Faughnan. 2018. Smart Surveillance as an Edge Network Service: From Harr-Cascade, SVM to a Lightweight CNN. In *2018 IEEE 4th International Conference on Collaboration and Internet Computing (CIC)*. 256–265.
 - [24] NVIDIA. 2020. Jetson Nano Developer Kit. <https://developer.nvidia.com/embedded/jetson-nano-developer-kit>
 - [25] Pankesh Patel, Amelie Gyrard, Soumya Kanti Datta, and Muhammad Intizar Ali. 2017. SWoTSuite: A Toolkit for Prototyping End-to-End Semantic Web of Things Applications. In *Proceedings of the 26th International Conference on World Wide Web Companion* (Perth, Australia) (*WWW '17 Companion*). International World Wide Web Conferences Steering Committee, Republic and Canton of Geneva, CHE, 263–267. <https://doi.org/10.1145/3041021.3054736>
 - [26] Bradley Quadros, Ronit Kadam, Kartik Saxena, Wen Shen, and Alfred Kobsa. 2017. Dashbell: A Low-cost Smart Doorbell System for Home Use. *CoRR* abs/1706.09269 (2017). arXiv:1706.09269 <http://arxiv.org/abs/1706.09269>
 - [27] Joseph Redmon and Ali Farhadi. 2016. YOLO9000: Better, Faster, Stronger. *CoRR* abs/1612.08242 (2016). arXiv:1612.08242 <http://arxiv.org/abs/1612.08242>
 - [28] Gyanendra K. Verma and Anamika Dhillon. 2017. A Handheld Gun Detection Using Faster R-CNN Deep Learning. In *Proceedings of the 7th International Conference on Computer and Communication Technology* (Allahabad, India) (*ICCCCT-2017*). Association for Computing Machinery, New York, NY, USA, 84–88. <https://doi.org/10.1145/3154979.3154988>
 - [29] P. Viola and M. Jones. 2001. Rapid object detection using a boosted cascade of simple features. In *Proceedings of the 2001 IEEE Computer Society Conference on Computer Vision and Pattern Recognition. CVPR 2001*, Vol. 1. I–I.