

Generating Efficient DNN-Ensembles with Evolutionary Computation

Marc Ortiz,¹ Florian Scheidegger,² Marc Casas,¹ Cristiano Malossi,² Eduard Ayguadé¹

¹Barcelona Supercomputing Center, Jordi Girona 29, 08034 Barcelona, Spain

²IBM Research - Zrich, Sumerstrasse 4, 8803 Rschlikon, Switzerland

Abstract

In this work, we leverage ensemble learning as a tool for the creation of faster, smaller, and more accurate deep learning models. We demonstrate that we can jointly optimize for accuracy, inference time, and the number of parameters by combining DNN classifiers. To achieve this, we combine multiple ensemble strategies: bagging, boosting, and an ordered chain of classifiers. To reduce the number of DNN ensemble evaluations during the search, we propose EARN, an evolutionary approach that optimizes the ensemble according to three objectives regarding the constraints specified by the user. We run EARN on 10 image classification datasets with an initial pool of 32 state-of-the-art DCNN on both CPU and GPU platforms, and we generate models with speedups up to $7.60\times$, reductions of parameters by $10\times$, or increases in accuracy up to 6.01% regarding the best DNN in the pool. In addition, our method generates models that are $5.6\times$ faster than the state-of-the-art methods for automatic model generation.

Over the past years, mainly due to significant improvements in terms of training data quality, computational capacity, and efficient learning techniques, Deep Learning (DL) methods have achieved outstanding results in a wide range of applications including object recognition, scene understanding, speech recognition, language processing, or motion planning. Despite this success, a costly and long training process is generally required to generate accurate DL models. In addition, these models must meet strong restrictions in terms of memory footprint, latency, prediction performance, or energy efficiency.

Ensemble Learning (EL) is a very popular area in Machine Learning (ML) that combines multiple learners on a single-learning task. EL is aimed at generating composed models with better properties than the individual building blocks. It has been experimentally and theoretically demonstrated that if the individual learners are accurate and diverse, some ensemble models with higher predictive performance than any single learner can be obtained (Hansen and Salamon 1990). The potential of ensemble learning methods to generate efficient solutions have been demonstrated. For example, a random forest (Breiman 2001) combines multiple decision trees with bagging to obtain a combined solution with high classification accuracy and low response time in

test. In (Paul and Michael 2004) they accelerate a face detector by arranging the classifiers in the ensemble in a cascade way with increasing order of complexity, and performing an early-exit condition when a clear non-face patch of the image is encountered.

The following steps are key for the creation of efficient ensembled solutions: The *generation* of a pool of learners, the *selection* of subset learners, and finally the *combination/interaction* of the learners. If the pool of learners is composed of homogeneous machine learning models, the bagging or boosting approaches are applied to introduce diversity among the learners (Breiman 1996; Freund 2001). Otherwise, a diverse pool of Pareto optimal heterogeneous learners is generated with some multi-objective optimization algorithm (Sopov and Ivanov 2015; Chandra and Yao 2004). Different optimization algorithms have been explored for the subset selection, e.g., greedy (Li, Yu, and Zhou 2012), evolutionary (Qian, Yu, and Zhou 2015b) or semi-definite programming (Zhang, Burer, and Street 2006). Although evolutionary methods can be costly, they allow to find global optimal solutions, and are widely adopted for solving multi-objective optimization problems. Finally, a voting protocol usually fusions the predictions of all the selected learners.

The state-of-the-art presents some limitations that our approach addresses. First, while previous approaches consider just one ensemble method, we demonstrate in this work that much better ensembles can be constructed by considering multiple ensemble strategies. Thus, an ensemble is not a bag of learners anymore, but rather a graph where components interact with each other to provide a single merged solution. Our evolutionary method is not just mutation-driven like many previous methods, since it can apply crossover operations on the graph to improve the search. In addition, most methods adopt an abstract representation of the cost of running the ensemble, such as the number of models in the ensemble, or the number of instances executed per model. This does not work when learners are heterogeneous and does not take into account the hardware platform where models run. Our approach is fully aware of the models latency on the targeted architecture platform, which provides very large improvements with respect to the state-of-the-art.

In particular, we make the following contributions beyond the state-of-the-art:

- We combine bagging, boosting, and ordered chain of classifiers to generate efficient ensembles of Deep Neural Networks. Leveraging distinct ensemble methodologies enables to simultaneously optimize classification accuracy, inference time and model size.
- We propose EARN, a multi-objective evolutionary algorithm for the automatic generation of optimal ensembles. EARN requires very few evaluations to generate close to optimal solutions. Unlike similar ensemble optimization proposals, EARN leverages multiple ensemble learning techniques, considers heterogeneous DNN topologies, it considers multiple model combinations besides mutation, and it optimizes the ensemble for the targeted hardware platform. We evaluate EARN on both CPU and GPU architectures to demonstrate it automatically produces models that are $5.6\times$ faster than the state-of-the-art, and $7.60\times$ times faster than the best individual DNN building block. EARN also achieves large improvements in terms of accuracy and model size.

Background and Motivation

Bagging, Boosting and Chain of Classifiers

Bootstrap aggregating also known as **bagging** is composed of two steps. First, a fixed-sized and stochastically-sampled subset D_i of a training dataset $D = \{(x, l) : x \in \mathbb{R}^d, l \in \mathbb{R}\}$ is fed to each of the learners to encourage diversity in their predictions. Second, during the aggregation step, the predictions of the individual models $h_i(x) : x \in \mathbb{R}^d \rightarrow \mathbb{R}$ in the ensemble $H(x)$ are merged to obtain a single solution. We consider three merging protocols: *average*, *voting*, and *max*. Since our base learners are 32 DNNs of different architectures and complexities (see Experimental Setup), we already have a large degree of diversity and thus we avoid performing the bootstrap step.

Boosting considers a succession of models $h_i(x)$ and sequentially trains them to mitigate the error of the previously used $h_{0..i-1}$ models. Boosting simultaneously reduces both variance and bias errors. A weight σ is assigned to each classifier regarding its performance on the train set. Those weights are later used to merge the predictions. In this work we consider *weighted average*, *weighted voting*, and *weighted max* as merging methods. We consider SAMME (Hastie et al. 2009), which is a multi-class variation of the well-known AdaBoost algorithm (Freund and Schapire 1996). Moreover, due to the training costs and the large number of DNN boosted combinations that can arise, we modify SAMME so that, like in bagging, we train DNNs one time in parallel.

In an **ordered chain of classifiers**, there is an order of models execution in the ensemble $H(x)$, and an early-exit condition to speed up the inference response. It is a form of dynamic ensemble pruning. (Wang, Gupta, and You 2018) leverage an ordered chain of binary classifiers with early-stopping thresholds to reduce inference time and maintain the classification accuracy. On average, they obtain speedsups

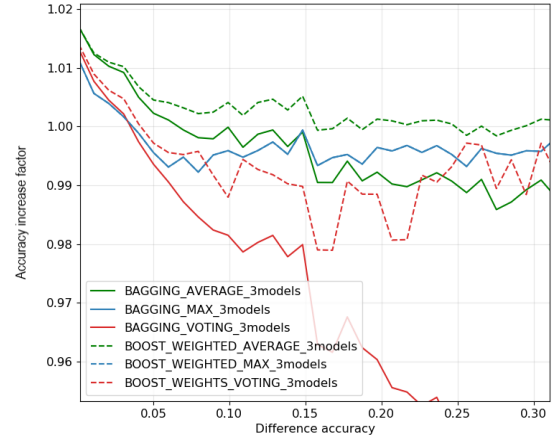


Figure 1: Study on the best bagging and boosting configurations on CIFAR-10.

of $2x$ - $4x$ regarding the inference with the whole chain. Additionally, since threshold values are task-dependent, (Inoue 2019) defined a statistically rigorous exit condition based on confident intervals.

Inspired by the previous approaches, we consider a chain of classifiers where the early-exit condition is controlled by the threshold $\tau \in [0..1]$. During the inference process, we compare the highest activation value of the DNN’s *Softmax*(z) to τ . If the activation value is lower than τ , we query the next classifier in the chain. The inference process can be described with the following equation, starting at $i = 0$:

$$h_i(x) = \begin{cases} h_{i+1}(x) & \text{if } \tau_i \geq \max(h_i(x)) \\ h_i(x) & \text{otherwise} \end{cases} \quad (1)$$

Techniques based on either Bagging, Boosting or Chains of Classifiers display complex trade-offs in terms of accuracy versus model size, among others. In addition, they display a large variety of behaviors depending on the merging policy. Next section presents some examples of such complex search space, which justify the need for an automatic and fast method able to navigate across the huge space of combinations.

Accuracy Analysis of Bagging and Boosting

We evaluate all possible bagging and boosting ensembles of 3 models, from the pool of 32 DNN architectures trained on CIFAR-10, which is described in the Experimental Setup section, with all the 3 merging techniques: (*weighted*) *average*, (*weighted*) *voting*, and (*weighted*) *max*.

We display in Figure 1 an analysis on the best bagging and boosting configurations on CIFAR-10. The x-axis represent the difference in accuracy between the best and the worst performing model in the ensemble. The y-axis shows average increase in test accuracy of the ensemble relative (times better) to the best model. This evaluation suggests that on average a higher improvement in terms of classification accuracy is achieved when combining models of similar per-

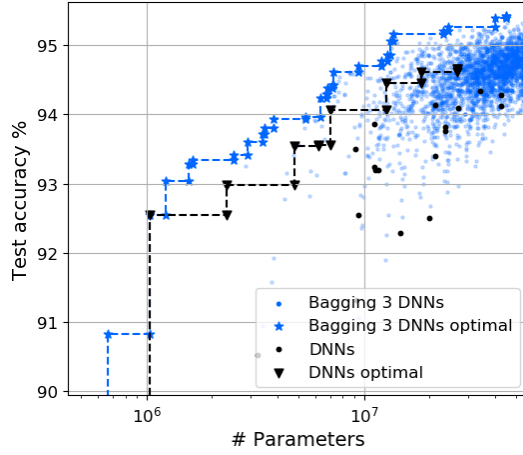


Figure 2: Visualisation of the solution space (test accuracy vs number of parameters) of the initial pool of 32 DNNs and the set of all bagged solutions obtained combining 3 DNNs on **CIFAR-10**.

formances since they are able to complement each other’s flaws. In addition, the average merging protocol obtains the best results. Finally, since boosting weights the predictions of the individual classifiers in the ensemble, it is more robust when ensembles have dissimilar performances and costs.

Figure 2 displays all possible bagging combinations of the 32 initial DNN models. The x-axis shows the number of parameters of the models, while the y-axis displays test accuracy. A black dotted line unifies the best single DNN models, and a blue line represents the optimal 3-model ensembles. Accuracy and model size show a correlation since large models display better accuracy. The combination of DNNs via bagging improves the accuracy of the individual DNNs, although a majority of the 3-model options do not provide any significant improvement over single DNN models.

The automatic methodology we propose makes it possible to generate these optimal ensemble solution without incurring the huge overhead of randomly generating combinations of models. In addition, the large amount of flexibility that we enable by considering a wide range of model combination options, makes it possible to automatically generate optimal ensembles according to multiple objectives.

Multi-Objective Optimization (MOO)

We consider an ensemble multi-objective optimization problem with $n \leq 3$ objective functions $y(s) = y_1(s), y_2(s), y_3(s)$, where s is an ensemble, and belongs to the set $s \in U$, the feasible set of solutions. The user, or often called Decision Maker (DM) specifies the solution constraints and defines the feasible solution set U .

If the individual objectives y_i are contradictory, there isn’t a single global solution but a set of optimal solutions. Our individual objectives are related to 1) *classification error* in validation, 2) *inference time*, and 3) *number of parameters* of the model.

Definition A solution s_1 dominates another s_2 , if $\forall i \in$

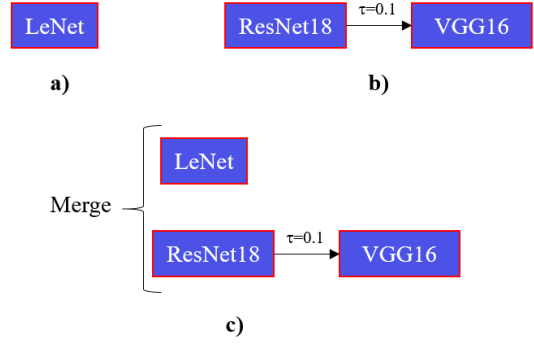


Figure 3: The topology of ensembles generated by EARN. a) A single classifier NN; b) An ordered chain of classifiers; c) Bagging or Boosting of chains/NNs with average, voting, winner-takes-all merging protocols.

$\{1..n\}$; $y_i(s_1)$ is not worse than $y_i(s_2)$, and $\exists i$ such that $y_i(s_1)$ is better than $y_i(s_2)$. The set of non-dominated solutions s is called the Pareto optimal set. The boundary drawn by the Pareto optimal solutions defines the Pareto optimal frontier

A simple way to optimize for multiple objectives is to define a single-valued cost function as a weighted combination of scalarized objectives. Thus in this paper, we define a scalarized linear cost function $f(s) = \sum_{i=1}^n w_i y_i(s)$. If we face a convex optimization problem then we are capable of finding optimal ensembles with some combination of w .

EARN

In this section, we present EARN, an evolutionary method for the generation of efficient DNN ensembles. We chose evolutionary algorithms as the optimization method due to its simplicity, computational scalability, and record of success in the MOO field (Deb et al. 2002; Zitzler, Laumanns, and Thiele 2001).

Population. A set of M ensembles. We represent ensembles as Direct Acyclic Graphs (DAG). The three possible topologies of ensembles at any point of execution are: 1) single DNN classifiers, 2) chain of ordered classifiers or 3) bagging or boosting of chains/classifiers. Figure 3 shows these options.

Initial population. A set of 32 trained DNN. A complete list of models appears in the Experimental Setup section of the paper.

Fitness. EARN is guided by the scalarized cost function $f(s)$ as it appears below:

$$f(s) = \sum_{i=1}^3 w_i y_i(s)$$

$$\text{with: } y_1(s) = \text{scale}(\alpha(s))$$

$$y_2(s) = 1 - \text{scale}(\beta(s))$$

$$y_3(s) = 1 - \text{scale}(\gamma(s))$$

$$\sum w_i = 1$$
(2)

Where weights $w_i \in [0..1]$ are the DM's **preference parameters**, $\alpha(s)$ is the accuracy of the solution s , $\beta(s)$ is the time it takes the solution to process all samples of the data set, and $\gamma(s)$ is the number of parameters. We do a min-max scaling with *scale* to bring the performance measurements to the range $[0..1]$; The min and max constant values for scaling are obtained from the initial pool of 32 DNN.

Mutation. EARN performs mutation operations directly to the population of ensembles P with probability p_m . A mutation on an individual s creates a new individual s' that is later added to the offspring O . Mutation operations are 1) replacing a classifier in the ensemble by another DNN at random; 2) extending any chain of classifiers of the ensemble with another DNN, then set the threshold value $\tau_{i-1} = 0.5$ of the preceding classifier. We limit the length of the chain to 6 classifiers; 3) updating a threshold value τ_i by adding or subtracting a small constant value 0.1; 4) adding a new DNN classifier to the ensemble; and 5) changing the merge protocol of the bagged/boosted ensemble.

Crossover. EARN selects 2 parent ensembles s_1 and s_2 , and it performs a single-point crossover operation on them to create two more ensembles s'_1, s'_2 , which are added to the offspring O . If the two parents are either a chain or a single DNN, EARN creates a third offspring s'_3 by merging the two solutions with bagging or boosting, and selecting at random some merging protocol. The frequency of the crossover operation is controlled by the probability of crossover parameter $p_c = 1 - p_m$. We limit to C the offspring spawned from mutation and crossover operations at each generation.

To avoid the burden of fine-tuning the probabilities of mutation p_m and crossover p_c , we implement a dynamic Decrease of High Mutation ratio, DHM (Hassanat et al. 2019). EARN starts with $p_m = 1$ that linearly decreases to $p_m = 0$ by last generation. Since we have a small population at the beginning, a high rate of mutations is preferred to encourage diversity. Towards the end, a higher crossover rate is favoured to accelerate the search.

Selection. A *tournament* selection mechanism, with tournament size of K , is employed for parent selection in crossover and individual selection in mutation. A *most-fit* selection method selects the M best individuals in P and O according to the fitness function. The M selected individuals are alive next generation.

Termination. EARN allows to specify a termination criteria in terms of either a maximum number of iterations I , or a threshold for the increase of the cost function. In this last case, the algorithm would stop after several iterations without observing a significant improvement in the cost function.

EARN algorithm. Algorithm 1 shows a high-level representation of EARN. The algorithm uses an initial set of single DNNs as its initial population P , and their corresponding cost values F . In each iteration, EARN produces offspring O using the operations of crossover and mutation with probabilities p_c and p_m , respectively. EARN selects the M most fit individuals from the population P and offspring M , reduces the value of p_m and proceeds to the next iteration.

Algorithm 1 Single-Node EARN

function EARN

In params: some trained DNN ; f the scalarized fitting function with weights w initialized; C the offspring limit; M the population limit; I the number of iterations.

Out params: P, F

$P \leftarrow DNN$

$F \leftarrow f(P)$

$p_m = 1$

for 1 to I **do**

$O \leftarrow \text{SPAWN_OFFSPRING}(P, F, C, p_m)$

$F_o \leftarrow f(O)$

$P, F \leftarrow \text{SELECT}(P + O, F + F_o, M)$

$p_m \leftarrow p_m - \frac{1}{I}$

function SPAWN_OFFSPRING

In params: P, F, C , and p_m

Out params: O

$O \leftarrow \{\}$

while $\|O\| < C$ **do**

With probability p_m

$O \leftarrow O \cup \{\text{mutation}(P, F)\}$

With probability $1 - p_m$

$O \leftarrow O \cup \{\text{crossover}(P, F)\}$

Table 1: Comparison of EARN's best solution on 3 preference configurations w', w'', w''' to the best DNN on caltech-256.

| w | GPU Speedup | Size | Accuracy |
|----------------------------|-------------|-------|----------|
| $w' = \{1.0, 0.0, 0.0\}$ | 0.46× | 3.90× | +6.01% |
| $w'' = \{0.8, 0.2, 0.0\}$ | 2.43× | 1.18× | +2.48% |
| $w''' = \{0.6, 0.2, 0.2\}$ | 3.26× | 0.51× | +1.30% |

Evaluation

We evaluate EARN considering the 32 DNN models and 10 data sets described in the Experimental Setup section. We set EARN parameters in the following way: Population limit M to 1000, offspring limit C to 50, tournament size K to 10, and number of iterations I to 200. This parameter setup makes the total number of evaluated ensembles to be 10,000. On the CPU system described in the Experimental Setup section, EARN takes 7-8 hours to go through the 200 iterations. Different parameter setups produce similar ensembles as long as they do not contain any unreasonably large or small parameters. We keep the offspring low as a method to reduce overfitting. We run EARN on the validation set, and we select the fittest generated ensemble on the test set as a final solution. The fittest ensemble is always compared to the most accurate DNN in the pool, the reference DNN.

EARN on Caltech-256. We execute EARN on Caltech-256 with 3 distinct combination of preference parameters w (Equation 2). The first combination $w' = \{1, 0, 0\}$ optimizes

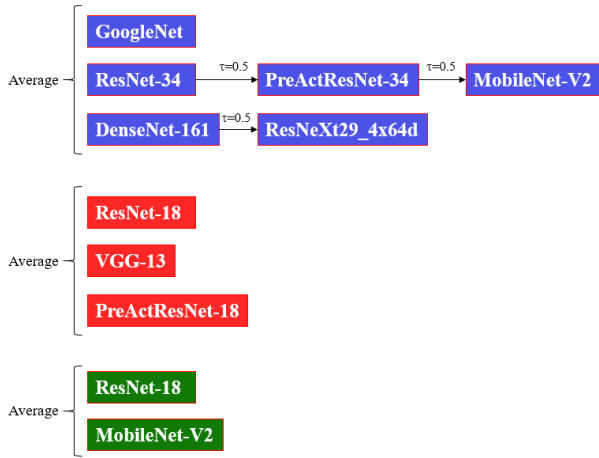


Figure 4: Fittest ensembles on Caltech-256’s test set, for preference parameters $w' = \{1, 0, 0\}$ in blue, $w'' = \{0.8, 0.2, 0\}$ in red and $w''' = \{0.6, 0.2, 0.2\}$ in green.

for accuracy. The second combination $w'' = \{0.8, 0.2, 0\}$ optimizes both for classification accuracy and inference time. The last combination $w''' = \{0.6, 0.2, 0.2\}$ optimizes for accuracy, inference time, and number of parameters. The weight of accuracy is the largest in all 3 configurations since we want to outperform the most accurate DNN. We consider the GPU platform described in the Experimental Setup.

Figure 5 shows the traces of the ensembles evaluated during the search. In blue we represent the solutions when running EARN with weights w' . EARN produces the most accurate solutions with this configuration, but also the slowest and biggest. In red, the ensembles generated using w'' . Finally, in green, the ensembles generated with w''' . When considering w''' , EARN generate several ensembles that are smaller, faster, and more accurate than most of the 32 initial DNNs, represented in black dots.

We show the fittest ensembles for each configuration w in Figure 4 with the same color scheme. The performance of each ensemble relative to the best DNN can be seen in Table 1. The w' configuration achieves 6.01% test accuracy improvement, while w'' and w''' obtain GPU speedups of $\times 2.43$ and $\times 3.26$, respectively. w''' produces an ensemble that reduces the memory footprint of the most accurate single DNN by half. This analysis indicates that EARN is capable to automatically generate optimal ensembles for Caltech-256 while simultaneously optimizing multiple metrics.

EARN on 10 image data sets. We evaluate EARN considering 10 datasets and both, a CPU and GPU computing system. The Experimental Setup Section provides details on the data sets and the systems. Since the prediction response time of the same DL solution changes from one platform to the other, the best ensemble found by EARN for one platform may differ to the best ensemble for the other platform.

Figure 6 displays the evolution of the fittest individuals during the execution of EARN with different w configurations on the GPU system. For w configuration, we average the increase in test accuracy, speedup, and size of the fittest

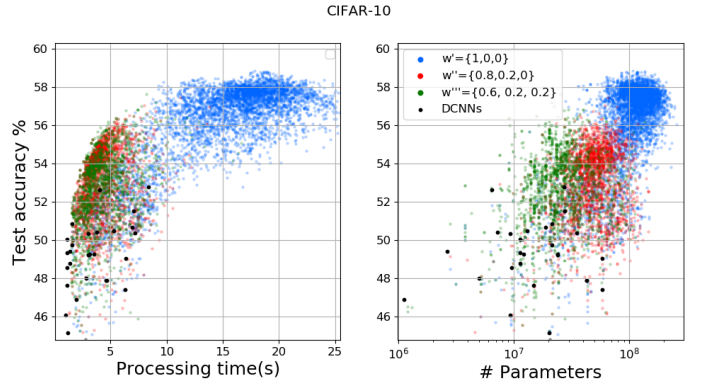


Figure 5: Trace of evaluated ensembles when running EARN with preference parameters w' , w'' , w''' . The processing time, are the estimated seconds the ensemble takes to process all images of the test set on GPU, with a batch size of 128.

Table 2: Comparison of the automatically generated ensembles to the best DCNN on 10 image classification datasets, on both CPU and GPU architectures $w = \{0.7, 0.15, 0.15\}$.

| Dataset | CPU | | | GPU | | |
|----------------|--------------|--------------|---------------|--------------|--------------|---------------|
| | Sp. | Size | Acc. | Sp. | Size | Acc. |
| cifar10 | 12.3× | 0.49× | -0.31% | 4.80× | 0.31× | -0.41% |
| cifar100 | 7.46× | 0.59× | -1.00% | 4.08× | 0.69× | -0.94% |
| svhn | 4.23× | 1.76× | +1.10% | 3.52× | 0.11× | -0.10% |
| stl10 | 4.71× | 1.90× | +0.05% | 1.18× | 2.90× | +3.05% |
| mnist | 3.47× | 1.21× | +0.03% | 2.12× | 1.20× | +0.03% |
| gtsrb | 7.60× | 2.33× | +0.15% | 2.90× | 2.33× | +0.20% |
| food101 | 3.15× | 0.56× | +1.74% | 1.67× | 0.26× | +1.06% |
| flowers102 | 0.15× | 2.21× | +4.03% | 0.26× | 1.28× | +6.00% |
| fashion | 2.62× | 0.91× | +0.31% | 1.39× | 0.60× | +0.20% |
| caltech256 | 5.07× | 0.65× | +0.62% | 1.53× | 0.33× | +3.57% |
| Average | 5.08× | 1.26× | +0.67% | 2.34× | 0.99× | +1.01% |

solutions over all 10 datasets with respect to the most accurate DNN. The configuration $w = \{0.7, 0.15, 0.15\}$, yellow in the figure, produces ensembles that are more accurate, smaller, and significantly faster than our reference DNN.

Table 2 represents the best ensemble per-dataset using $w = \{0.7, 0.15, 0.15\}$ on both CPU and GPU platforms. We report the Speedup data (Sp.) as the average of three executions, to filter out measurement noise. EARN is able to produce faster ensembles than any of the 32 initial DNNs and still increase the accuracy of the best DNN. With other parameter configurations w , we can obtain large improvements in terms of accuracy or model size, as Table 1 indicates.

Comparing EARN with state-of-the-art.

We compare EARN with a Neural Architecture Search (NAS) approach (Scheidtger et al. 2019) that delivers low-latency networks. We refer to it as NSAS. For this comparison, we leverage a modified version of EARN, EARN_{v2}, that instead of focusing the search according to the preference parameters w , generates a set of solutions as closely as possible to the true Pareto frontiers. The reason for us-

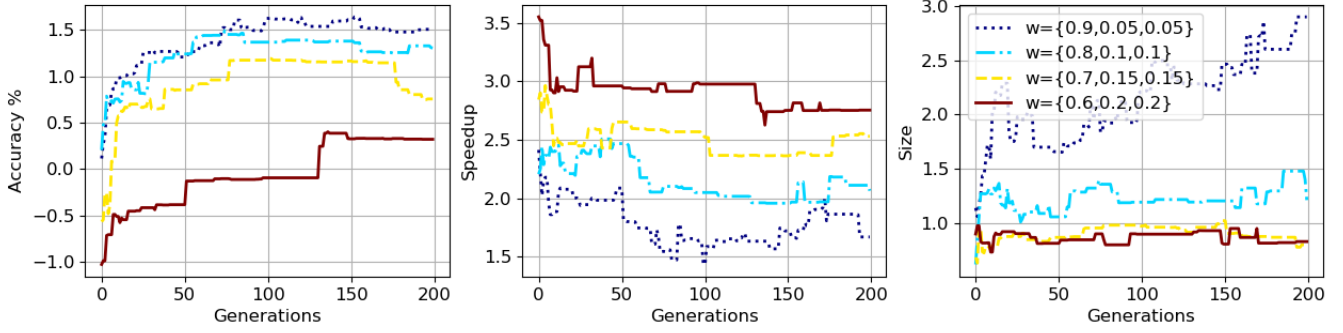


Figure 6: This plot displays the evolution of the *average* fittest individual with 4 w configurations. For each configuration, we run EARN on 10 datasets, and we average the improvements of the 10 best-fit solutions per dataset at each generation. We represent the increase in accuracy with respect to the best DNN in each dataset.

ing EARN- v_2 is to optimize accuracy, latency, and size simultaneously. The implementation of EARN- v_2 differs from EARN in the selection of individuals for the next generation. While EARN selects the M fittest individuals according to the fitting function in Equation 2, EARN- v_2 selects all the non-dominated solutions.

Both EARN- v_2 and NSAS start with the same pool of 32 single DNNs trained on CIFAR-10. The list of 32 architectures is described in the Experimental Setup section. We run EARN- v_2 for $I = 100$ generations to evaluate a total of 5k ensembles. We run NSAS to generate and train over 3k new DNN models on CIFAR-10 from the 32 baseline architectures. We target the GPU platform for this study.

We show the ensembles generated by each approach in Figure 7. In the left hand side, we display latency time in the x-axis and test accuracy in the y-axis. In the right hand side plot, we represent the model size in terms of parameter count in the x-axis and the test accuracy on the y-axis. EARN- v_2 , in red, improves significantly NSAS in terms of time and accuracy. For example, NSAS’s most accurate DNN features 94.66% and an inference latency of 216 ms on the GPU system, while EARN is able to generate an ensemble of DNNs displaying 38 ms of latency time and better classification accuracy. This is equivalent to a $5.6\times$ speed up. NSAS is able to produce solutions with low parameter counts, and also low accuracy. Since EARN- v_2 produces model ensembles, it is not able to produce solutions with less parameters than the smaller single DNN.

EARN and NSAS are two successful approaches that can be combined to work towards fast, small, low-energy, and accurate solutions. Given an initial set of diverse DNN problems, NSAS can first generate an initial pool of enhanced solutions, and then EARN can improve even more the performance-cost trade-off.

Experimental Setup

The analyses we perform in this paper consider the ten following image classification data sets: cifar10, cifar100, svhn, stl10, mnist, gtsrb, food101, flowers102, fashion mnist, and caltech256.

We consider 32 state-of-the-art DNN models: DenseNet

with 121, 161, 169 and 201 depth; VGG with 11, 13, 16 and 19 layers of depth; PreActResNet with 18, 24, 50, 101 and 152 layers; ResNet with 18, 34, 50, 101 and 152 layers; ResNeXt29-2x64d, ResNeXt29-4x64d and ResNeXt29-32x4d; The MobileNet-V1 and MobileNet-V2; GoogLeNet. DPN with 26 and 29 depth; LeNet; PNASNet types A and B and finally the SENet-18.

This paper considers two different hardware platforms: A Nvidia Volta V-100 GPU, and a cluster composed of 48-cores nodes. Each node consists of 2x Intel Xeon Platinum 8160 24-cores processors. We measure the inference considering a batch size of 128 images.

An open-source¹ python framework has been specifically developed for the experimental part of this paper. Evaluating an ensemble requires obtaining its classification accuracy, the total number of parameters, and its expected inference time. Since this paper performs a very large experimental campaign, we pre-compute the inference time of each individual DNN per each one the 10 data test sets on the GPU device considering 128 samples batches. The expected inference time of an ensemble is estimated in the following way: Since we already know the inference time of all the classifiers in the ensemble on the Volta GPU with batches of 128, the estimated ensemble inference time is the sum of the inference times of each of the classifiers participating in the inference. This approach is just used for evaluations of EARN and NSAS on GPU. The CPU evaluations are real executions of the ensembles.

Related Work

Most of the early works on automatic ensemble generation combine all trained base learners to construct the ensemble. For instance, a previous approach (Sylvester and Chawla 2005) proposes a single-objective evolutionary algorithm called EVEN. It modifies a set of weights to maximize the weighted prediction of all trained learners on the validation set. With EVEN, the performance of the ensemble is larger than combining the learners with a voting protocol and also larger than the best learner in the ensemble.

¹Omitted for blind review

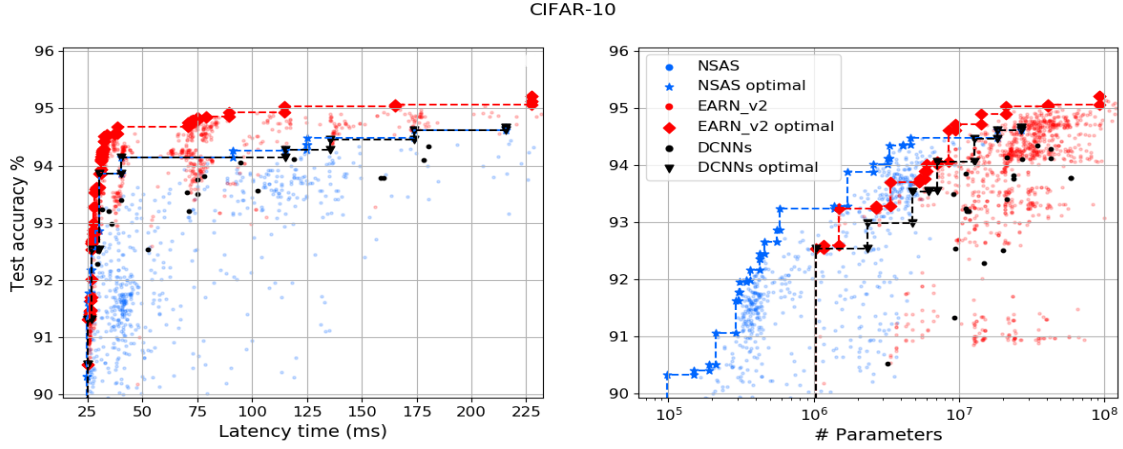


Figure 7: Results of the comparison between ensemble learning solutions with EARN_v2, and architecture search solutions with NSAS. Latency time is the inference latency considering a GPU system.

Selecting a subset of the initial pool of trained learners not only reduces the storage requirements and prediction response, but it could lead to a better generalization performance and similar predicting results (Zhou, Wu, and Tang 2002). This technique is often referred to in the literature as *ensemble pruning*. Most contemporary work on ensemble generation adopts pruning for the generation of ensembles according to two objectives: *prediction performance* and *diversity* (Graning, Yaochu, and Sendhoff 2006; Nojima and Ishibuchi 2006; Bian and Chen 2019; Zaidi et al. 2020; Chandra and Yao 2004; Li, Yu, and Zhou 2012). Encouraging diversity in the ensemble can be seen as a regularization method that makes it possible to achieve better generalization. When the members of the ensemble are accurate and diverse, the ensemble prediction performance is enhanced.

In addition, *prediction performance* and *ensemble size* are two other objectives that are jointly optimized for the generation of efficient ensembles (Qian, Yu, and Zhou 2015a; Zhang and Lu 2010; Chen et al. 2009). Previous work (Qian, Yu, and Zhou 2015a) introduces PEP, a mutation-only evolutionary algorithm guided by a bi-objective fitting function and combined with a local search operator. PEP outperforms in terms of test error similar ensemble pruning methods with smaller-sized homogeneous ensembles. Another approach (Wang, Gupta, and You 2018) developed QWYC, a greedy algorithm that defines an execution order for homogeneous learners, and sets threshold values for early-exit conditions in binary classification tasks, thus accelerating the inference with minimal prediction degradation. In their work, they too consider homogeneous ML models, and they minimize for classification error and the activated ensembles during inference.

In this work we introduce EARN, an automatic method that generates optimal ensembles for CPU and GPU devices according to three objectives: classification accuracy, latency time, and memory footprint. EARN combines the members in the ensemble with multiple ensemble strategies. To accelerate the search, we combine mutation and

crossover operations. To the best of our knowledge, this is the first work that automatically generates optimal ensembles by combining DL models with multiple ensemble strategies.

Conclusions

We use ensemble methods as a technique for the generation of more efficient DL solutions. We propose the idea of combining multiple ensemble strategies to increase prediction performance and reduce computational costs. Since an exhaustive search for the optimal ensemble configuration is unfeasible we introduce EARN, an evolutionary algorithm that optimizes the ensembles according to 3 objectives with very few evaluations.

We analyse the ensembles generated by EARN on 10 image datasets, demonstrating great improvements in classification accuracy, prediction response time, and size. EARN generates ensembles with +6.01% accuracy increase, 7.60× speedup, or 10× size reduction.

Our approach is compared to Neural Architecture Search (NAS), a well known method for constructing efficient architectures. We show how EARN outperforms a state-of-the-art NAS approach in terms of producing faster and more accurate solutions. Since NAS is able to produce smaller models than EARN, the integration of NAS approaches with EARN may lead to the generation of small and highly accurate models.

References

- [Bian and Chen 2019] Bian, Y., and Chen, H. 2019. When does diversity help generalization in classification ensembles? *arXiv preprint arXiv:1910.13631*.
- [Breiman 1996] Breiman, L. 1996. Bagging predictors. *Machine learning* 24(2):123–140.
- [Breinan 2001] Breinan, L. 2001. Random forests. *Machine learning* 45(1):5–32.

- [Chandra and Yao 2004] Chandra, A., and Yao, X. 2004. Di-vace: Diverse and accurate ensemble learning algorithm. In *International Conference on Intelligent Data Engineering and Automated Learning*, 619–625. Springer.
- [Chen et al. 2009] Chen, Y.; Oliver, D. S.; Zhang, D.; et al. 2009. Efficient ensemble-based closed-loop production optimization. *SPE Journal* 14(04):634–645.
- [Deb et al. 2002] Deb, K.; Pratap, A.; Agarwal, S.; and Me-yarivan, T. 2002. A fast and elitist multiobjective genetic algorithm: Nsga-ii. *IEEE transactions on evolutionary computation* 6(2):182–197.
- [Freund and Schapire 1996] Freund, Y., and Schapire, R. E. 1996. Experiments with a new boosting algorithm. In *icml*, volume 96, 148–156. Citeseer.
- [Freund 2001] Freund, Y. 2001. An adaptive version of the boost by majority algorithm. *Machine learning* 43(3):293–318.
- [Graning, Yaochu, and Sendhoff 2006] Graning, L.; Yaochu, J.; and Sendhoff, B. 2006. Generalization improvement in multi-objective learning. In *The 2006 IEEE International Joint Conference on Neural Network Proceedings*, 4839–4846.
- [Hansen and Salamon 1990] Hansen, L. K., and Salamon, P. 1990. Neural network ensembles. *IEEE Transactions on Pattern Analysis and Machine Intelligence* 12(10):993–1001.
- [Hassanat et al. 2019] Hassanat, A.; Almohammadi, K.; Alkafaween, E.; Abunawas, E.; Hammouri, A.; and Prasath, V. 2019. Choosing mutation and crossover ratios for genetic algorithmsa review with a new dynamic approach. *Information* 10(12):390.
- [Hastie et al. 2009] Hastie, T.; Rosset, S.; Zhu, J.; and Zou, H. 2009. Multi-class adaboost. *Statistics and its Interface* 2(3):349–360.
- [Inoue 2019] Inoue, H. 2019. Adaptive ensemble prediction for deep neural networks based on confidence level. In *The 22nd International Conference on Artificial Intelligence and Statistics*, 1284–1293. PMLR.
- [Li, Yu, and Zhou 2012] Li, N.; Yu, Y.; and Zhou, Z.-H. 2012. Diversity regularized ensemble pruning. In Flach, P. A.; De Bie, T.; and Cristianini, N., eds., *Machine Learning and Knowledge Discovery in Databases*, 330–345. Berlin, Heidelberg: Springer Berlin Heidelberg.
- [Nojima and Ishibuchi 2006] Nojima, Y., and Ishibuchi, H. 2006. Designing fuzzy ensemble classifiers by evolutionary multiobjective optimization with an entropy-based diversity criterion. In *2006 Sixth International Conference on Hybrid Intelligent Systems (HIS’06)*, 59–59.
- [Paul and Michael 2004] Paul, V., and Michael, J. 2004. Robust real-time face detection. *International journal of computer vision* 57(2):137–154.
- [Qian, Yu, and Zhou 2015a] Qian, C.; Yu, Y.; and Zhou, Z.-H. 2015a. Pareto ensemble pruning. In *AAAI*, 2935–2941.
- [Qian, Yu, and Zhou 2015b] Qian, C.; Yu, Y.; and Zhou, Z.-H. 2015b. Subset selection by pareto optimization. In *Advances in Neural Information Processing Systems*, 1774–1782.
- [Scheidegger et al. 2019] Scheidegger, F.; Benini, L.; Bekas, C.; and Malossi, A. C. I. 2019. Constrained deep neural network architecture search for iot devices accounting for hardware calibration. In *Advances in Neural Information Processing Systems*, 6056–6066.
- [Sopov and Ivanov 2015] Sopov, E., and Ivanov, I. 2015. Self-configuring ensemble of neural network classifiers for emotion recognition in the intelligent human-machine interaction. In *2015 IEEE Symposium Series on Computational Intelligence*, 1808–1815. IEEE.
- [Sylvester and Chawla 2005] Sylvester, J., and Chawla, N. V. 2005. Evolutionary ensembles: Combining learning agents using genetic algorithms. In *AAAI Workshop on Multiagent Learning*, 46–51.
- [Wang, Gupta, and You 2018] Wang, S.; Gupta, M.; and You, S. 2018. Quit when you can: Efficient evaluation of ensembles with ordering optimization. *arXiv preprint arXiv:1806.11202*.
- [Zaidi et al. 2020] Zaidi, S.; Zela, A.; Elsken, T.; Holmes, C.; Hutter, F.; and Teh, Y. W. 2020. Neural ensemble search for performant and calibrated predictions. *arXiv preprint arXiv:2006.08573*.
- [Zhang and Lu 2010] Zhang, H., and Lu, J. 2010. Creating ensembles of classifiers via fuzzy clustering and deflection. *Fuzzy sets and Systems* 161(13):1790–1802.
- [Zhang, Burer, and Street 2006] Zhang, Y.; Burer, S.; and Street, W. N. 2006. Ensemble pruning via semi-definite programming. *Journal of machine learning research* 7(Jul):1315–1338.
- [Zhou, Wu, and Tang 2002] Zhou, Z.-H.; Wu, J.; and Tang, W. 2002. Ensembling neural networks: many could be better than all. *Artificial intelligence* 137(1-2):239–263.
- [Zitzler, Laumanns, and Thiele 2001] Zitzler, E.; Laumanns, M.; and Thiele, L. 2001. Spea2: Improving the strength pareto evolutionary algorithm. *TIK-report* 103.