

# The Hidden Vulnerability of Watermarking for Deep Neural Networks

Shangwei Guo,<sup>1</sup> Tianwei Zhang,<sup>1</sup> Han Qiu,<sup>2</sup> Yi Zeng,<sup>3</sup> Tao Xiang,<sup>4</sup> Yang Liu<sup>1</sup>

<sup>1</sup> School of Computer Science and Engineering, Nanyang Technological University, Singapore

<sup>2</sup> Telecom Paris, Institut Polytechnique de Paris, Palaiseau, France

<sup>3</sup> University of California San Diego, CA, USA

<sup>4</sup> College of Computer Science, Chongqing University, Chongqing, China

## Abstract

Watermarking has shown its effectiveness in protecting the intellectual property of Deep Neural Networks (DNNs). Existing techniques usually embed a set of carefully-crafted sample-label pairs into the target model during the training process. Then ownership verification is performed by querying a suspicious model with those watermark samples and checking the prediction results. These watermarking solutions claim to be robustness against model transformations, which is challenged by this paper. We design a novel watermark removal attack, which can defeat state-of-the-art solutions without any prior knowledge of the adopted watermarking technique and training samples. We make two contributions in the design of this attack. First, we propose a novel preprocessing function, which embeds imperceptible patterns and performs spatial-level transformations over the input. This function can make the watermark sample unrecognizable by the watermarked model, while still maintaining the correct prediction results of normal samples. Second, we introduce a fine-tuning strategy using unlabelled and out-of-distribution samples, which can improve the model usability in an efficient manner. Extensive experimental results indicate that our proposed attack can effectively bypass existing watermarking solutions with very high success rates.

## Introduction

Deep learning (DL) has achieved tremendous success and outperformed traditional machine learning models in various tasks and applications. Production-level DL models are usually trained from private and valuable datasets with a large amount of computing resources to reach state-of-the-art performance. As a result, they become important Intellectual Property (IP) for AI companies and practitioners. However, release of these models (even as black-boxes) suffers from the risks of illegitimate model stolen, reproduction or distribution, which can cause copyright infringement and significant economic loss to the model owners.

An efficient way for IP protection is watermarking. Originally designed for digital media (Boneh and Shaw 1995; Petitcolas, Anderson, and Kuhn 1999), this concept has been recently applied to the protection of DL models. This technique enables the ownership verification of DL models by embedding watermarks into the Deep Neural Networks (DNNs). Then the owners can extract the watermarks from suspicious models as the evidence of ownership.

One straightforward strategy is to embed specially-designed vectors into certain model parameters (Uchida et al. 2017; Rouhani, Chen, and Koushanfar 2019). These methods require the owner to have white-box accesses to the model parameters during the watermark extraction phase. Besides, the verification key can only be used once. These significantly limit the possible applications and usage scenarios.

A more promising approach is data-poisoning watermarking (Zhang et al. 2018; Adi et al. 2018; Fan, Ng, and Chan 2019), which modifies the model to give pre-defined output on some carefully-crafted watermark samples. Then the owners with only black-box accesses to the suspicious model can extract such watermarks by querying the model. Specifically, during the watermark embedding phase, the model owner designs a set of unique sample-label pairs as watermarks, which will never be recognized by other models. Then the owner trains the model to memorize the correlation between the watermark samples and labels. These samples must be carefully designed not to impact the performance of the model on normal samples. Typical techniques select imperceptible perturbations, backdoor samples or out-of-distribution samples for watermark embedding. During the watermark extraction phase, the owner sends these samples to the suspicious model and checks whether the predicted results match the verification labels.

A good watermarking mechanism must satisfy two requirements. The first one is *functionality-preserving*: the embedded watermarks should not affect the performance of the target model on normal samples. The second one is *robustness*, where the watermarks cannot be removed with common model transformation, e.g., fine-tuning, model compression, etc. Even the adversary knows the target model is watermarked, he has no means to remove the watermarks if he does not know the details of watermark samples. Although the robustness of existing data-poisoning watermarking approaches has been empirically evaluated, there still exists a gap between the practical implementation and formal proof. So we raise this question: *is it possible for an adversary to remove the watermarks from the model and invalidate the adopted watermarking scheme, while still preserving the model's functionality?*

Past works attempted to design watermark removal attacks to answer this question. However, they suffer from some limitations. For instance, fine-tuning was used to re-

move the watermarks from the model (Chen et al. 2019; Shafieinejad et al. 2019). Since existing watermarking solutions are robust against common fine-tuning transformations, original training samples need to be included to fine-tune the model in order to remove the watermarks completely. Thus these solutions assume the adversary has the knowledge of original training dataset, which is unrealistic in certain scenarios. An alternative direction is to adopt the strategies of backdoor mitigation to remove watermarks (Namba and Sakuma 2019; Aiken, Kim, and Woo 2020). Unfortunately, these solutions fail to defeat backdoor attacks (as well as watermarks) with complex patterns (Liu et al. 2019a; Tan and Shokri 2019). They are not applicable to watermark schemes based on other techniques (e.g., adversarial examples, out-of-distribution samples) either.

In this paper, we propose a more efficient and comprehensive attack, which can defeat all existing data-poisoning watermarking solutions without any prior knowledge of the embedded techniques, watermark samples or training datasets. Our attack has two innovations. The first one is a novel input preprocessing function PST, which can remove the critical triggers or perturbations from the watermark samples and alter the verification results. PST consists of a series of transformations (embedding random imperceptible patterns, spatial-level transformations) to invalidate watermark samples using any existing technique. The second contribution is a model fine-tuning strategy with unlabelled data. Different from prior works which rely on the fine-tuning to remove watermarks, this step is just to improve the model performance over normal samples, which is affected by the introduced PST function. Hence, our fine-tuning requires fewer epochs to reach high model performance. It does not need the original training samples: a set of unlabelled and out-of-distribution samples can be used to meet the goal as well.

We conducted extensive experiments to demonstrate the effectiveness of our proposed attack. Experimental results show that PST is more effective than existing preprocessing techniques such as the ones used to counter adversarial examples. Besides, our attack can remove all existing state-of-the-art watermarks with very high success rates as well as preserve the model’s usability.

Our main contributions are summarized as follows:

- A novel watermark removal attack, which can invalidate all existing watermarking solutions without the knowledge of watermarking techniques and training samples.
- A new input preprocessing function, which can alter the desired results of watermark samples by embedding imperceptible patterns and spatial-level transformations.
- A model fine-tuning strategy with unlabelled and out-of-distortion samples to improve the model’s usability.
- Comprehensive empirical evaluations to illustrate the effectiveness of the proposed attack against all existing state-of-the-art watermarking methodologies.

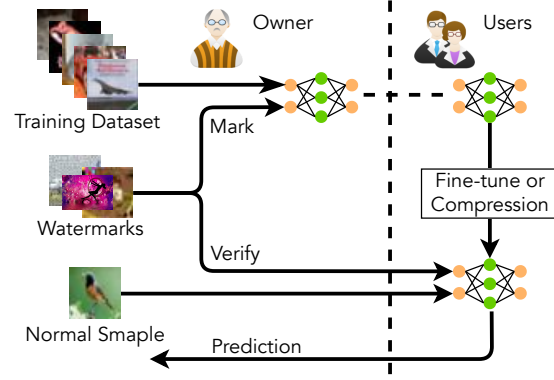


Figure 1: Workflow of data-poisoning watermarking.

## Problem Statement

### Data-poisoning Watermarking

We formally define the DNN watermarking scheme based on data poisoning, and illustrate the necessary properties.

**Definition 1.** A DNN watermarking scheme with data poisoning is a tuple of probabilistic polynomial time algorithms ( $WMGen$ ,  $Mark$ ,  $Verify$ ), where

- **WMGen** generates a set of watermarks  $W = \{(x_i, y_i)\}_{i=1}^n$ , in which  $x_i$  is a secret watermark input and  $y_i$  is the corresponding verification label.
- **Mark** embeds the watermarks into a DL model  $f$  and outputs the watermarked model  $\hat{f}$  such that  $\hat{f}(x_i) = y_i$  for  $\forall (x_i, y_i) \in W$ .
- **Verify** sends  $\{x_i\}_{i=1}^n$  to a DL model  $\tilde{f}$  and obtains the predictions  $\{y_{\tilde{f},i}\}_{i=1}^n$ . If the probability that  $y_{\tilde{f},i}$  equals  $y_i$  for  $i \in [1, n]$  is larger than a predefined value  $\tau$ , **Verify** outputs 1. Otherwise it outputs 0.

Figure 1 illustrates the usage scenario of data-poisoning watermarking schemes. A model owner embeds the watermarks  $W$  into a DL model  $f$  during the training process and then releases the watermarked model  $\hat{f}$ . Later he wants to verify if a remote model  $\tilde{f}$  is an illegitimate copy of  $\hat{f}$ . Since the owner has only black-box accesses to this model, he can query  $\tilde{f}$  with the watermark samples  $\{x_i\}_{i=1}^n$  and collects the predictions  $\{y_{\tilde{f},i}\}_{i=1}^n$  via the public API. If the similarity between  $\{y_i\}_{i=1}^n$  and  $\{y_{\tilde{f},i}\}_{i=1}^n$  is higher than  $\tau$ , the owner can claim the ownership of this tested model.

Let  $P_{\hat{f},D}$  be the prediction accuracy of  $\hat{f}$  on the normal samples following the training data distribution  $D$ ;  $P_{\hat{f},W}$  be the accuracy of  $\hat{f}$  on the verification watermarks  $W$ , i.e.,

$$P_{\hat{f},D} = Pr(\hat{f}(x) == f(x), x \sim D), \quad (1)$$

$$P_{\hat{f},W} = Pr(\hat{f}(x_i) == y_i, i \in [1, n]). \quad (2)$$

A data-poisoning watermarking scheme should have the following basic properties (Adi et al. 2018; Zhang et al. 2018). (1) *Functionality-preserving*:  $P_{\hat{f},D}$  should be identical with  $P_{f,D}$ . (2) *Robustness*: **Verify** outputs 1 even if  $\tilde{f}$

is slightly transformed to a different model  $\tilde{f}$  using common techniques such as fine-tune or model compression, i.e.  $P_{\tilde{f}, W} > \tau$ .

Various state-of-the-art data-poisoning techniques have been proposed to embed watermarks into DNN models. These methods can be generally classified into three categories, as described below:

**Perturbation-based** : the samples are generated by slightly perturbing normal samples, where the difference between the two types of samples is bounded. The samples can be generated using the adversarial frontier stitching (Le Merrier, Perez, and Trédan 2019) or GAN-based techniques (Li et al. 2019).

**Pattern-based** : the samples are generated by embedding a certain pattern into normal images using backdoor techniques (Adi et al. 2018; Zhang et al. 2018).

**Out-of-distribution (OOD)** : the samples are randomly selected from the internet and totally different from the normal ones (Adi et al. 2018).

## Watermark Removal Attacks

The robustness of the existing watermarking solutions is challenged, where researchers are focusing on the design of attacks to remove the embedded watermarks from the target model. An adversary aims to transform the watermarked model  $\hat{f}$  into a different one  $\tilde{f}$ , which can break the property of Equation (1) but still maintain the property of Equation (2). We consider a threat model where the adversary has white-box accesses to the target model, and is able to alter the model in an arbitrary way. A good removal attack must meet the following requirements:

- *Comprehensive*: the attack should be able to invalidate all these existing watermarking solutions, including perturbation-based, pattern-based and OOD.
- *Training-agnostic*: the adversary has no knowledge about the employed watermarking scheme. He does not know which technique is used and what type of watermark samples is. He does not have access to the original training samples either. Instead, he can use unlabeled in-distribution or out-of-distribution samples for the attacks.
- *Efficient*: the adversary should be able to remove the watermarks in a lightweight manner, i.e., with much less computation cost than training a model from scratch. Otherwise, he will lose the motivation of stealing the target model, and just train his own copy.

However, existing watermark removal attacks fail to satisfy all these requirements. Specifically, (Namba and Sakuma 2019; Aiken, Kim, and Woo 2020) assume the watermark samples are pattern-based that can be detected and removed using existing pattern detection techniques. They also require the access to the entire training dataset. Although (Chen et al. 2019) proposed a comprehensive attack, it requires to access a large amount of labeled samples, as well as original training set. These limitations motivate us to design a more powerful and efficient watermark removal attack, as described below.

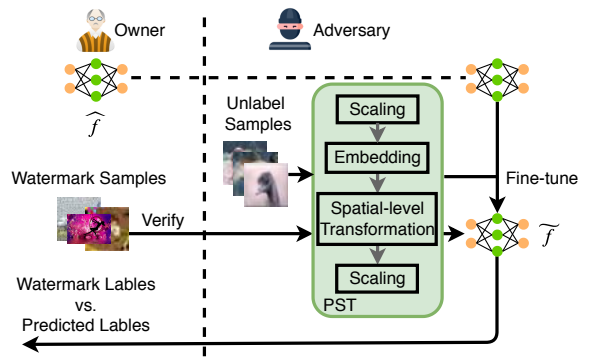


Figure 2: Overview of the proposed attack.

## Proposed Attack

In this section, we present our novel watermark removal attack, which transforms a watermarked model to invalidate all existing watermarking solutions without any knowledge of the adopted embedding technique. Our attack is composed of two components. First, we introduce a novel pre-processing function, Pattern embedding and Spatial-level Transformation (PST), to remove the effects of potential watermark perturbations or patterns. Second, we adopt the fine-tuning with unlabeled data to further reduce the negative impacts on normal samples caused by PST.

Figure 2 illustrates the workflow of our proposed attack. The adversary is given a watermarked model  $\hat{f}$  and a set of unlabeled samples, which do not necessarily follow the same distribution as the original training set. During the offline phase, he first adopts PST to transform the samples. Then, he utilizes the model  $\hat{f}$  as an oracle to identify the predicted labels of the transformed samples. With such sample-label pairs, the adversary fine-tunes  $\hat{f}$  for a small number of epochs to reach similar performance as  $\hat{f}$ . During the online phase, each inference sample  $x_i$  will be preprocessed by PST, and then sent to the fine-tuned model  $\tilde{f}$  for prediction. For the verification sample, this inference process can give an output different from the verification label. Below we describe the details of each component.

### Input Preprocessing with PST

A data-poisoning watermarked model is trained to memorize the relationships between  $\{x_i\}_{i=1}^n$  and  $\{y_i\}_{i=1}^n$ . During the verification, the watermarked model will predict  $y_i$  given  $x_i$ . However, we observe that such memory can be broken by spatial-level transformations. Based on this, we aim to design a new transformation PST to preprocess watermark samples, and make them unrecognizable by  $\hat{f}$ . This transformation should also preserve the performance of  $\hat{f}$  on normal samples as much as possible.

Our PST function consists of three modules: (1) *scaling* is to resize an input sample to a fixed size; (2) *imperceptible pattern embedding* introduces human-unnoticeable perturbations to reduce the impact of abnormal pixels and patterns in the watermark samples; (3) *spatial-level transfor-*

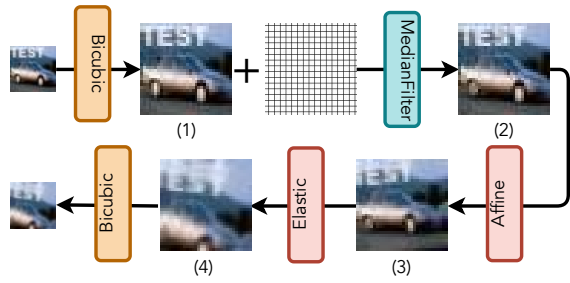


Figure 3: An example of PST. The grid is the imperceptible pattern which will be embedded into the scaled sample.

transformations further destroy the special spatial shapes introduced by the watermarking scheme, especially for watermark samples with large patterns. Detailed steps are illustrated below.

**Step 1: Scaling.** Given a sample  $x$  of an arbitrary size, PST first scales it to a fixed size. Specifically, PST chooses the bicubic interpolation (Meijering 2002) for scaling to reduce the correlation between watermark samples and labels. This operation `Bicubic` interpolates pixels by considering a small square neighborhood ( $4 \times 4$  in our experiments):

$$x = \text{Bicubic}(x, \beta),$$

where  $\beta$  is the scaling parameter. We choose this bicubic interpolation for two reasons. First, it decreases the values of singular pixels and makes the samples smoother, which can reduce the impact of watermark samples to  $\hat{f}$ . Second, samples with bicubic interpolation have fewer interpolation artifacts and often outperform the ones with bilinear or nearest-neighbor interpolation. Thus, this step can better preserve the performance of  $\hat{f}$  on normal samples.

**Step 2: Imperceptible Pattern Embedding.** Besides the bicubic interpolation, PST embeds random imperceptible patterns into the scaled watermark samples to further affect the prediction of  $\hat{f}$ . Due to the imperceptibility property, the embedded pattern will not impact the performance of  $\hat{f}$  over normal samples. Since the adversary has no prior knowledge about the watermarking scheme and watermark samples, we design a random yet easily identifiable pattern to alter the memory of  $\hat{f}$  about the watermark samples.

In particular, we adopt a random grid median filter `MedianFilter` to generate the desired imperceptible pattern. During the embedding, PST first selects a set of random rows and columns with the same interval size  $v$ . For each pixel  $x_{i,j}$  in the selected rows and columns, it is replaced by the pixel with the median value in the neighborhood. The pattern size is controlled by the interval size  $v$ : a large  $v$  can lead to a small number of the selected columns and rows, and a more imperceptible pattern. This median filter can be replaced by other types of filters such as the maximum filter.

**Step 3: Spatial-level Transformations.** Although the above pixel-level transformations can affect the watermark samples with small perturbations, they are insufficient to remove large perturbations such as pattern-based watermarks.

To this end, we propose to adopt spatial-level transformations to further compromise the effects of watermark samples. We integrate two different transformations and use a parameter  $\gamma$  to uniformly control the strength of each one. Specifically, Let  $(i, j)$  be a pixel of  $x$  and  $(\tilde{i}, \tilde{j})$  be the corresponding transformed pixel. For each operation, we require the distance between each dimension of the input and output pixels to be lower than  $\gamma$ , i.e.,

$$|i - \tilde{i}| \leq \gamma, \text{ and } |j - \tilde{j}| \leq \gamma.$$

Our PST first adopts random affine transformations (`Affine`) over the pattern-embedded  $x$ . An affine transformation is linear and can be formalized as a  $2 \times 3$  matrix, which preserves points, straight lines, and planes of samples. For a pixel  $(i, j)$ , it calculates

$$\begin{bmatrix} \tilde{i} \\ \tilde{j} \end{bmatrix} = \begin{bmatrix} a_{11} & a_{12} & b_1 \\ a_{21} & a_{22} & b_2 \end{bmatrix} \begin{bmatrix} i \\ j \\ 1 \end{bmatrix}. \quad (3)$$

For example, the matrix of the translation transformation in the horizontal direction is  $\begin{bmatrix} 1 & 0 & \phi \\ 0 & 1 & 0 \end{bmatrix}$ . To meet the distance constraint, we randomly choose  $\phi$  such that  $|\phi| \leq \gamma$  for all the columns. We can combine multiple affine transformations together such as rotation and translation.

Besides affine transformations, we also adopt an elastic transformation `Elastic` to further modify the samples. It is a nonlinear transformation that produces random elastic distortions. It first generates random displacement fields that are convolved with a Gaussian distribution of standard deviation  $\sigma$ . The displacement fields are then multiplied by a scaling factor  $\alpha$  that controls the intensity of the deformation. This transformation is mainly controlled by two parameters: the standard deviation  $\sigma$  and the scaling factor  $\alpha$ . We adjust these two parameters to restrict the displacement to be smaller than  $\gamma$ .

The PST operation  $g^{pst}$  is presented in Algorithm 1 (Lines 8-16). Figure 3 demonstrates an example of PST on a watermark sample. Specifically,  $g^{pst}$  first scales the given sample  $x$  with `Bicubic` (Figure 3 (1)). Then, it randomly selects rows and columns with the same interval and uses `MedianFilter` to generate the imperceptible pattern (Figure 3 (2)). It further adopts `Affine` and `Elastic` on  $x$  to produce spatial-level distortions (Figure 3 (3)-(4)). Finally, it rescales the transformed sample to the original size.

### Fine-tuning with Unlabeled Data

Although the above PST operation  $g^{pst}$  can make the watermarked model forget the watermark samples and labels, it can affect the model accuracy on normal samples as well. Here, we propose to fine-tune  $\hat{f}$  to enhance the model performance. Different from the fine-tuning-only solution (Chen et al. 2019) which requires the labeled training samples, our method can select an arbitrary set of data samples, which even do not need to be labeled or follow the same distribution as the original training set.

As illustrated in Algorithm 1 (Lines 17-21), this fine-tuning process consists of two steps. First, given a set of



---

**Algorithm 1:** Ownership verification under our attack technique.

---

**Parameters:**  $\beta, v, \gamma, \hat{f}, \{x'_i\}, \{x_i, y_i\}_{i=1}^n$

```

1 Function Verify ( $\{x_i, y_i\}_{i=1}^n$ ):
2   foreach  $x_i \in \{x_i\}_{i=1}^n$  do
3      $\tilde{y}_i \leftarrow \hat{f}(g^{pst}(x_i))$ , where  $\hat{f} \leftarrow \text{Fine-tune}$ ;
4     if  $d(\{y_i\}_{i=1}^n, \{\tilde{y}_i\}_{i=1}^n) < \tau$  then
5       return 1
6     else
7       return 0
8 Function  $g^{pst}(x)$ :
9    $x \leftarrow \text{Bicubic}(x, \beta)$ ;
10  Randomly selected rows and columns with interval
    $v$ ;
11  foreach  $x_{i,j}$  in the selected rows and columns do
12     $x_{i,j} \leftarrow \text{MedianFilter}(x_{i,j})$ ;
13     $x \leftarrow \text{Affine}(x, \gamma)$ ;
14     $x \leftarrow \text{Elastic}(x, \gamma)$ ;
15     $\tilde{x} \leftarrow \text{Bicubic}(x, \frac{1}{\beta})$ ;
16  return  $\tilde{x}$ 
17 Function Fine-tune ( $\hat{f}, \{x'_i\}$ ):
18  foreach  $x'_i \in \{x'_i\}$  do
19     $y'_i \leftarrow \hat{f}(g^{pst}(x'_i))$ ;
20     $\hat{f} \leftarrow \text{Train}(\hat{f}, \{g^{pst}(x'_i), y'_i\})$ ;
21  return  $\hat{f}$ 

```

---

unlabeled samples  $\{x'_i\}$ , we calculate the corresponding label of each sample using  $\hat{f}$  as an oracle. Second, we establish a dataset  $\{(g^{pst}(x'_i), \hat{f}(g^{pst}(x'_i)))\}$  and fine-tune the model  $\hat{f}$  using this dataset for a few epochs to reach the desired performance. This fine-tuning process takes very short time to complete, and can effectively adjust the noise and perturbations introduced by PST.

The owner executes Algorithm 1 (Lines 1-7) to identify the ownership of the fine-tuned model. For each watermark sample  $x_i$ , the adversary returns  $\tilde{y}_i = \hat{f}(g^{pst}(x_i))$ . Due to the effectiveness of  $g^{pst}$  and  $\hat{f}$ ,  $\tilde{y}_i$  is different from  $y_i$  with a high probability. Thus, the similarity between  $\{y_i\}_{i=1}^n$  and  $\{\tilde{y}_i\}_{i=1}^n$  would be smaller than  $\tau$ , which can prevent the model owner from identifying the watermarks. In contrast, for normal samples  $x$ ,  $\hat{f}$  will give the correct results.

## Experiments

In this section, we evaluate the performance of our attack on existing state-of-the-art watermarking schemes.

### Experimental Setup

**Datasets and DNN models.** We conduct experiments on the CIFAR10 and CIFAR100 datasets that have the same number of training samples. CIFAR10 has 10 classes of samples, and CIFAR-100 has 100 classes. We evaluate our attack on a ResNet model (He et al. 2016) for image classification. We




Figure 4: Examples of the watermark samples in our experiments. First row: normal sample and the four types of watermark samples; Second row: the samples that are preprocessed using PST with  $\gamma = 10$ ; Third row: the samples that are preprocessed using PST with  $\gamma = 20$ .

adopt a batch size of 100 and a fading learning rate with an value of 0.1.

**Watermark Samples.** We evaluate our attack on four types of state-of-the-art watermark samples:

- **Perturbation:** the watermark samples are generated by adding imperceptible perturbations on normal samples. Then they will be close to the frontiers of the models (Le Merrer, Perez, and Trédan 2019).
- **Patch:** the watermark samples are created by embedding a specific patch into the normal samples (Zhang et al. 2018).
- **Content:** the watermark samples are generated by embedding the word “TEXT” into the normal samples (Zhang et al. 2018).
- **OOD:** the watermark samples are randomly selected from unrelated datasets (Adi et al. 2018).

Figure 4 (first row) illustrates an example of a normal sample and the corresponding four types of watermark samples. Following the implementation in (Adi et al. 2018; Le Merrer, Perez, and Trédan 2019), we set the number of watermark samples as 100. We set  $\tau$  as 60% for both CIFAR10 and CIFAR100 when perturbation-based watermark samples are involved. Otherwise,  $\tau$  is 20% for CIFAR10 and 10% for CIFAR100. We train models from scratch to embed the watermarks. Each training process is stopped after 60 epochs if the model accuracy on watermark samples is 1. Otherwise, we continue the training till all watermarks are embedded.

**Implementation Details.** For PST, we set  $\beta$  as 5 and the size of the scaled images is  $160 \times 160$ . We set the interval size as 5 to generate the imperceptible pattern. We set the displacement bound  $\gamma$  in spatial-level transformations as 15. We use both in-distribution and out-of-distribution unlabeled samples in the fine-tuning phase. Specifically, the in-distribution samples are generated from the corresponding datasets using data augmentation techniques. The out-of-distribution samples of CIFAR10 (resp. CIFAR100) are randomly selected from CIFAR100 (resp. CIFAR10). We use

25000 unlabeled samples in this phase and fine-tune the watermarked models for 20 epochs.

### Effectiveness of Our Attack

We consider two strategies: the first one is to just use input preprocessing to remove watermarks. The attacker can choose PST transformation, or PST without imperceptible pattern embedding (denoted as ST). For comparisons, we also implement some state-of-the-art transformations for adversarial example mitigation as baselines: BdR (Xu, Evans, and Qi 2017), Shield (Das et al. 2018), PD (Prakash et al. 2018), FD (Liu et al. 2019b), and GB (Hendrycks and Dietterich 2019). Since they are proposed to remove small perturbations in adversarial examples, we adjust the parameters of these methods to affect samples with large patterns till their accuracy is lower than 70% (resp. 40%) on CIFAR10 (resp. CIFAR100).

The second strategy is the end-to-end attack with both PST and fine-tuning. We compare it with the black-box watermark removal attack (FT) in (Shafieinejad et al. 2019) which only fine-tunes the watermarked models with unlabeled samples. FT takes a set of unlabeled samples as input and obtains their labels using the watermarked model as an oracle. Then, it fine-tunes the watermarked models for 20 epochs with the new sample-label pairs. To be comprehensive, we implement the two solutions with in-distribution data for fine-tuning as well (Proposed-In and FT-In).

Since these input transformation functions introduce high randomization, we run each experiment five times to obtain the statistical results. We calculate the average performance of the attacks on normal samples  $P_D$  to reflect their usability. We select the minimum accuracy of the attacks on watermark samples  $P_W$  to quantify their effectiveness.

The experimental results are illustrated in Table 1. For the first strategy, we observe that perturbation and OOD watermarks are vulnerable to all kinds of transformations. The adversarial example transformations (except FD) and PST (also ST) can easily remove these two types of watermarks on both CIFAR10 and CIFAR100. However, adversarial example transformations are not helpful in removing pattern-based watermarks. Although GB can remove Content watermarks on CIFAR100, all adversarial example transformations can not affect Patch watermarks even  $P_D$  is extremely low. In contrast, PST can significantly reduce the accuracy of the watermarked model on all types of watermarks without heavily affecting  $P_D$ . ST is slightly worse than PST, but is still much better than the other transformations.

For the second strategy, we observe that although FT-In and FT-Out have almost the same performance on normal samples, they cannot remove watermarks, which was confirmed by the results in existing watermarking papers (Adi et al. 2018; Zhang et al. 2018). Our attack (Proposed-In and Proposed-Out) can remove all watermarks and preserve acceptable  $P_D$  values. Besides, the proposed fine-tuning process can not only improve the performance of the models on normal samples, but also further cleanse the watermarks.

Figure 5 illustrates the success rates of our attack. We observe that both Proposed-In and Proposed-Out can remove all types of watermarks with very high chances. For CI-

Datasets	Attack	Perturbation		Patch		Content		OOD	
		$P_D$	$P_W$	$P_D$	$P_W$	$P_D$	$P_W$	$P_D$	$P_W$
CIFAR10	None	0.92	1.00	0.92	1.00	0.92	1.00	0.92	1.00
	BdR	0.45	<b>0.36</b>	0.47	1.00	0.46	0.87	0.47	<b>0.11</b>
	Shield	0.67	<b>0.34</b>	0.63	1.00	0.64	0.88	0.66	<b>0.11</b>
	PD	0.52	<b>0.56</b>	0.49	0.99	0.55	0.52	0.53	<b>0.15</b>
	FD	0.57	0.61	0.58	1.00	0.56	0.70	0.55	<b>0.15</b>
	GB	0.54	<b>0.49</b>	0.56	1.00	0.63	0.33	0.66	<b>0.16</b>
	ST	0.83	<b>0.53</b>	0.82	0.34	0.83	0.27	0.83	<b>0.17</b>
	PST	0.83	<b>0.58</b>	0.82	0.32	0.82	0.24	0.83	<b>0.14</b>
	FT-In	<b>0.93</b>	1.00	<b>0.92</b>	1.00	<b>0.92</b>	1.00	<b>0.93</b>	0.97
	FT-Out	<b>0.91</b>	0.99	<b>0.90</b>	1.00	<b>0.90</b>	1.00	<b>0.91</b>	0.94
CIFAR100	Proposed-In	<b>0.90</b>	<b>0.44</b>	<b>0.89</b>	<b>0.13</b>	<b>0.89</b>	<b>0.17</b>	<b>0.90</b>	<b>0.11</b>
	Proposed-Out	<b>0.87</b>	<b>0.53</b>	<b>0.87</b>	<b>0.15</b>	<b>0.86</b>	<b>0.15</b>	<b>0.87</b>	<b>0.07</b>
	None	0.74	1.00	0.74	1.00	0.74	1.00	0.73	1.00
	BdR	0.16	<b>0.05</b>	0.16	0.53	0.16	0.28	0.15	<b>0.00</b>
	Shield	0.30	<b>0.15</b>	0.30	0.94	0.29	0.26	0.32	<b>0.02</b>
	PD	0.25	<b>0.40</b>	0.24	0.71	0.25	0.12	0.23	<b>0.04</b>
	FD	0.33	<b>0.20</b>	0.32	0.90	0.32	0.22	0.32	<b>0.03</b>
	GB	0.39	<b>0.15</b>	0.40	0.82	0.43	<b>0.01</b>	0.43	<b>0.02</b>
	ST	0.60	<b>0.32</b>	0.60	0.37	0.61	0.14	0.60	<b>0.03</b>
	PST	0.60	<b>0.28</b>	0.60	0.30	0.61	0.11	0.60	<b>0.02</b>
CIFAR100	FT-In	<b>0.75</b>	1.00	<b>0.75</b>	1.00	<b>0.75</b>	1.00	<b>0.74</b>	1.00
	FT-Out	<b>0.72</b>	0.98	<b>0.71</b>	1.00	<b>0.72</b>	1.00	<b>0.72</b>	0.99
	Proposed-In	<b>0.69</b>	<b>0.17</b>	<b>0.69</b>	<b>0.09</b>	<b>0.69</b>	<b>0.05</b>	<b>0.69</b>	<b>0.02</b>
	Proposed-Out	<b>0.63</b>	<b>0.15</b>	<b>0.63</b>	<b>0.08</b>	<b>0.64</b>	<b>0.04</b>	<b>0.63</b>	<b>0.01</b>

Table 1: Experimental results of watermark removal attacks on normal samples and watermark samples.

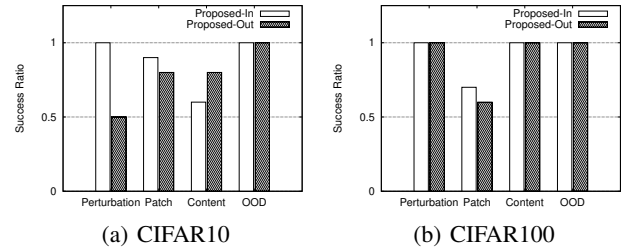


Figure 5: Success rates of our attack on the four types of watermarking schemes.

For CIFAR10, our attack has high success rates except Proposed-Out on the Perturbation watermarks, which is caused by the usage of adversarial frontiers and out-of-distribution samples. For CIFAR100, our attack can completely remove Perturbation, Content, and OOD watermarks. Its performance on Patch watermarks is also satisfactory.

### Impact of Parameters

**Varying the number of unlabeled samples.** We evaluate the performance of our attack with different numbers of unlabeled samples on CIFAR10. Figure 6 shows the performance of our attack on Patch watermarks. We observe that as the number of unlabeled samples increases, the model accuracy of both Proposed-In and Proposed-Out slightly increases as well. Thus, if the adversary has enough unlabeled samples, he can obtain a high-quality model with the same performance as the watermarked one. Besides, the success rates of our attack are preserved and even slightly increases with more unlabeled samples, which indicates its severe and practical threat to existing watermarking schemes.

**Varying  $\gamma$ .** Figure 4 visually illustrates the transformed out-

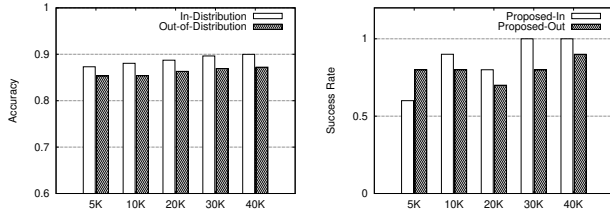


Figure 6: Performance of our attack with different numbers of unlabeled in-distribution and out-of-distribution samples.

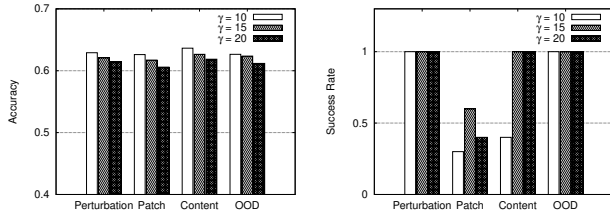


Figure 7: Performance of Proposed-Out with different  $\gamma$  values on CIFAR100.

put of normal and watermark samples with  $\gamma = 10$  (second row) and  $\gamma = 20$  (third row). Two observations are made from this figure. First, the distortion caused by PST increases as the displacement bound  $\gamma$  increases. Second, the samples are randomly preprocessed, which indicates that our attack can be adopted for various watermarking schemes with different settings. We also measure the performance of our attack with different  $\gamma$  values on CIFAR100. The experimental results are presented in Figure 7. We observe that due to the effect of the distortion, the model accuracy decreases and the success rate (except Patch) increase on the four types of watermarks with an increased  $\gamma$ .

## Related Work

### Watermarking for DNNs

Existing watermarking schemes for DNNs can be classified into two categories. The first category is parameter-embedding watermarking. Motivated by traditional digital watermarking techniques, these solutions embed watermarks into the parameters without decreasing the model’s performance. For example, (Uchida et al. 2017) embedded a bit-vector as the watermark into model parameters by adopting a parameter regularizer, which guarantees the success of embedding as well as the accuracy of the watermarked model. Instead of injecting watermarks into model parameters directly, (Rouhani, Chen, and Koushanfar 2019) implanted watermarks in the probability density function of the activation sets of the DNN layers, which would not affect the static properties of model parameters, such as the histogram.

The second category is data-poisoning watermarking. These solutions take a set of carefully crafted sample-label pairs as watermarks and embeds their correlation into DL models during the training process. To preserve the functionality and robustness of the watermarked models, the essential component of data-poisoning watermarking schemes

is the generation of watermark samples. For examples, (Le Merrer, Perez, and Trédan 2019) adopted adversarial examples near the frontiers as watermarks to identify the ownership of DL models. (Zhang et al. 2018; Adi et al. 2018) employed techniques of backdoor attacks, and embedded backdoor samples (Li et al. 2020) with certain trigger patterns into DL models. However, perturbation and pattern based watermark samples can be detected by adversaries. Motivated by such limitation, (Namba and Sakuma 2019) and (Li et al. 2019) generated watermark samples that are almost indistinguishable from normal samples to avoid detection by adversaries.

### Watermark Removal

DNN watermarks can be vulnerable to removal attacks, which try to invalidate the verification process without being noticed. Several techniques have been proposed to remove data-poisoning based watermarks, which mainly rely on fine-tune and pattern detection. For example, (Chen et al. 2019) proposed REFIT to remove watermarks by fine-tuning the watermarked DL models using a carefully-designed learning rate schedule. Specifically, REFIT uses labeled samples to fine-tune the models with elastic weight consolidation. To decrease the number of required in-distribution labeled samples, REFIT further uses unlabeled samples to preserve the performance. (Shafieinejad et al. 2019) proposed black-box and white-box fine-tune attacks to remove watermarks without access to the labeled samples or the watermarks. However, as shown in our experiments, these fine-tune techniques are not efficient and cannot remove data-poisoning based watermarks with unlabeled samples.

(Namba and Sakuma 2019; Aiken, Kim, and Woo 2020) observed that the watermark samples are different from normal ones, thus allowing an attacker to distinguish them during verification. In particular, (Namba and Sakuma 2019) detected watermark samples by tracking the statistical difference between watermark and normal samples. If the watermark samples are detected, the attacker can modify both the samples and the watermarked model to manipulate the verification. (Aiken, Kim, and Woo 2020) detected and recovered pattern-based watermark samples using existing backdoor recovery techniques and removed the watermarks via fine-tuning. However, as emphasized in the above sections, this type of watermark removal attacks is not training-agnostic and only works for specific watermarking schemes.

## Conclusion

In this paper, we propose an efficient and practical attack to blindly remove watermarks in DL models. We first design a preprocessing function PST to invalidate the effects of watermark perturbations and patterns. PST embeds imperceptible patterns into samples and then modifies them using spatial-level transformations. We fine-tune the watermarked model with unlabeled samples to further increase the model usability on normal samples. We conduct extensive experiments to demonstrate that the proposed attack technique can remove various types of state-of-the-art watermarks without any prior knowledge about the watermarking schemes and labeled training samples.

## References

- Adi, Y.; Baum, C.; Cisse, M.; Pinkas, B.; and Keshet, J. 2018. Turning your weakness into a strength: Watermarking deep neural networks by backdooring. In *USENIX Security Symposium*, 1615–1631.
- Aiken, W.; Kim, H.; and Woo, S. 2020. Neural Network Laundering: Removing Black-Box Backdoor Watermarks from Deep Neural Networks. *arXiv preprint arXiv:2004.11368*.
- Boneh, D.; and Shaw, J. 1995. Collusion-secure fingerprinting for digital data. In *Annual International Cryptology Conference*, 452–465.
- Chen, X.; Wang, W.; Bender, C.; Ding, Y.; Jia, R.; Li, B.; and Song, D. 2019. REFIT: A Unified Watermark Removal Framework for Deep Learning Systems with Limited Data. *arXiv preprint arXiv:1911.07205*.
- Das, N.; Shanbhogue, M.; Chen, S.-T.; Hohman, F.; Li, S.; Chen, L.; Kounavis, M. E.; and Chau, D. H. 2018. Shield: Fast, practical defense and vaccination for deep learning using jpeg compression. In *ACM SIGKDD International Conference on Knowledge Discovery & Data Mining*, 196–204.
- Fan, L.; Ng, K. W.; and Chan, C. S. 2019. Rethinking deep neural network ownership verification: Embedding passports to defeat ambiguity attacks. In *Advances in Neural Information Processing Systems*, 4714–4723.
- He, K.; Zhang, X.; Ren, S.; and Sun, J. 2016. Deep residual learning for image recognition. In *IEEE conference on Computer Vision and Pattern Recognition*, 770–778.
- Hendrycks, D.; and Dietterich, T. 2019. Benchmarking neural network robustness to common corruptions and perturbations. *arXiv preprint arXiv:1903.12261*.
- Le Merrer, E.; Perez, P.; and Trédan, G. 2019. Adversarial frontier stitching for remote neural network watermarking. *Neural Computing and Applications* 1–12.
- Li, Y.; Wu, B.; Jiang, Y.; Li, Z.; and Xia, S.-T. 2020. Backdoor Learning: A Survey. *arXiv preprint arXiv:2007.08745*.
- Li, Z.; Hu, C.; Zhang, Y.; and Guo, S. 2019. How to prove your model belongs to you: A blind-watermark based framework to protect intellectual property of DNN. In *Annual Computer Security Applications Conference*, 126–137.
- Liu, Y.; Lee, W.-C.; Tao, G.; Ma, S.; Aafer, Y.; and Zhang, X. 2019a. ABS: Scanning neural networks for back-doors by artificial brain stimulation. In *ACM SIGSAC Conference on Computer and Communications Security*, 1265–1282.
- Liu, Z.; Liu, Q.; Liu, T.; Xu, N.; Lin, X.; Wang, Y.; and Wen, W. 2019b. Feature distillation: Dnn-oriented jpeg compression against adversarial examples. In *IEEE Conference on Computer Vision and Pattern Recognition*, 860–868. IEEE.
- Meijering, E. 2002. A chronology of interpolation: From ancient astronomy to modern signal and image processing. *Proceedings of the IEEE* 90(3): 319–342.
- Namba, R.; and Sakuma, J. 2019. Robust watermarking of neural network with exponential weighting. In *ACM Asia Conference on Computer and Communications Security*, 228–240.
- Petitcolas, F. A.; Anderson, R. J.; and Kuhn, M. G. 1999. Information hiding-a survey. *Proceedings of the IEEE* 87(7): 1062–1078.
- Prakash, A.; Moran, N.; Garber, S.; DiLillo, A.; and Storer, J. 2018. Deflecting adversarial attacks with pixel deflection. In *IEEE Conference on Computer Vision and Pattern Recognition*, 8571–8580.
- Rouhani, B. D.; Chen, H.; and Koushanfar, F. 2019. Deep-signs: An end-to-end watermarking framework for protecting the ownership of deep neural networks. In *ACM International Conference on Architectural Support for Programming Languages and Operating Systems*.
- Shafieinejad, M.; Wang, J.; Lukas, N.; Li, X.; and Kerschbaum, F. 2019. On the robustness of the backdoor-based watermarking in deep neural networks. *arXiv preprint arXiv:1906.07745*.
- Tan, T. J. L.; and Shokri, R. 2019. Bypassing backdoor detection algorithms in deep learning. *arXiv preprint arXiv:1905.13409*.
- Uchida, Y.; Nagai, Y.; Sakazawa, S.; and Satoh, S. 2017. Embedding watermarks into deep neural networks. In *ACM on International Conference on Multimedia Retrieval*, 269–277.
- Xu, W.; Evans, D.; and Qi, Y. 2017. Feature squeezing: Detecting adversarial examples in deep neural networks. *arXiv preprint arXiv:1704.01155*.
- Zhang, J.; Gu, Z.; Jang, J.; Wu, H.; Stoecklin, M. P.; Huang, H.; and Molloy, I. 2018. Protecting intellectual property of deep neural networks with watermarking. In *ACM Asia Conference on Computer and Communications Security*, 159–172.