

# Accelerating Search on Binary Codes in Weighted Hamming Space

Zhenyu Weng, Yuesheng Zhu, *Senior Member, IEEE*, and Ruixin Liu

**Abstract**—Compared to Hamming distance, weighted Hamming distance as a similarity measure between binary codes and the binary query point can provide superior accuracy in the search tasks. However, how to efficiently find  $K$  binary codes in the dataset that have the smallest weighted Hamming distance with the query is still an open issue. In this paper, a non-exhaustive search framework is proposed to accelerate the search speed and guarantee the search accuracy on the binary codes in weighted Hamming space. By separating the binary codes into multiple disjoint substrings as the bucket indices, the search framework iteratively probes the buckets until the query's nearest neighbors are found. The framework consists of two modules, the search module and the decision module. The search module successively probes the buckets and takes the candidates according to a proper probing sequence generated by the proposed search algorithm. And the decision module decides whether the query's nearest neighbors are found or more buckets should be probed according to a designed decision criterion. The analysis and experiments indicate that the search framework can solve the nearest neighbor search problem in weighted Hamming space and is orders of magnitude faster than the linear scan baseline.

**Index Terms**—Binary codes, weighted Hamming distance, nearest neighbor search.

## 1 INTRODUCTION

IN recent years, with the explosive growth of the data, increasing demand for enhancing computation efficiency and reducing storage cost encourages research on binary codes. For example, binary image descriptors such as BRIEF [1], ORB [2], BRISK [3] and other binary image descriptors [4], [5], [6], [7], [8] are designed to represent the image data, and successfully used in various image applications, including image matching, 3D reconstruction and object recognition. Compared to the established descriptors such as SIFT [9] or other descriptors [10] learned from convolutional networks, these lightweight binary descriptors are more compact to store and faster to compare. In addition to binary image descriptors, another notable application of binary codes is binary hashing [11], [12], [13], [14], [15], [16], [17], [18], [19], [20], [21], [22], [23], [24], [25], [26]. By using the hash functions to encode the high-dimensional data with the binary codes and calculating the Hamming distance between binary codes, hashing methods can perform the approximate nearest neighbor search efficiently with a small storage space for storing the binary codes. Hashing methods have shown considerable promise for various search tasks such as clustering [27], object detection [28], image retrieval [29], [30], [31], cross-modal retrieval [32] and person re-identification [33], [34].

However, there is an ambiguity problem existing in the Hamming distance comparison between the binary codes and the binary query point, which is that different binary codes may share the same Hamming distance to the binary query point. To alleviate this ambiguity problem, bitwise weights are assigned to each bit of binary codes and the binary codes are compared with the query according to weighted Hamming distance. As shown in Fig. 1, since there

are different weights at each bit position between the query and the binary codes, the binary codes that share the same Hamming distance to the query yield different weighted Hamming distance to the query. By alleviating the ambiguity problem and broadening the comparison distance range, weighted Hamming distance can effectively improve the performance of binary codes while still enjoying small storage benefit. Currently, some methods [35], [36], [37] have adopted machine learning algorithms to learn the weights based on the characters of the data and the query information, improving the performance of the binary codes in the computer vision applications.

Although binary codes with weighted Hamming distance can alleviate the ambiguity problem, how to efficiently find the query's nearest neighbors in the weighted Hamming space is an open issue. To accelerate the search process in the weighted Hamming space, some methods [36], [38] use lookup tables to compute the query-independent values in advance. However, it is still an exhaustive linear scan. In the Hamming space, Multi-Index Hashing (MIH) [39] can perform the non-exhaustive search on binary codes, providing sublinear search time. To find  $K$  nearest neighbors, a hash table is populated with binary codes where each code is treated as an index in the hash table. Then, MIH probes the nearby buckets of the query point until  $K$  items are retrieved. Meanwhile, using a hash table for searching is only feasible for very compact codes (*e.g.*, 32 bits). For longer codes (*e.g.*, 64 bits), many of the buckets are empty and thus the number of the probed buckets often exceeds the number of the items in the dataset. To address this issue, MIH divides long codes into disjoint shorter substrings as the indices of the buckets to reduce the number of empty buckets. And then it finds the query's nearest neighbors among the candidates from the buckets. However, the MIH technique cannot be directly used in the weighted Hamming space due to the essential difference between Hamming

The authors are with Communication and Information Security Laboratory, Shenzhen Graduate School, Peking University, Shenzhen, China. E-mail: {wzytumbler, zhuys, anne\_xin}@pku.edu.cn. (Corresponding author: Yuesheng Zhu)

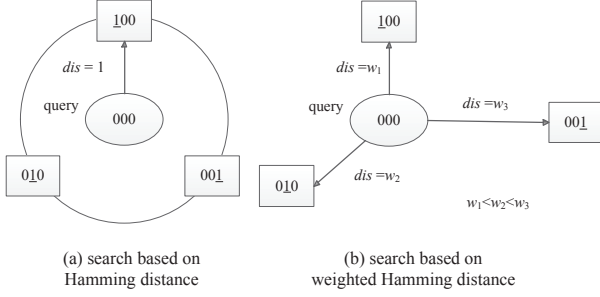


Fig. 1. The comparison between Hamming distance and weighted Hamming distance.

distance and weighted Hamming distance.

In this paper, we explore how to efficiently find the query's nearest binary codes in the weighted Hamming space. To perform the non-exhaustive search on the compact binary codes in the weighted Hamming space, a hash table is populated with binary codes where each code is treated as an index, and a search algorithm is proposed to generate a probing sequence of bucket indices. We prove that the weighted Hamming distance between the query and the sequence of bucket indices will increase monotonically. Further, to deal with longer codes, a search framework is proposed to divide the binary codes into disjoint substrings as the indices of the buckets and iteratively probe the buckets until the query's nearest neighbors are found. The framework consists of two modules, the search module and the decision module. By applying the proposed search algorithm on each substring to generate a proper probing sequence, the search module successively probes the buckets and takes the candidates from the probed buckets according to the generated probing sequence. After obtaining the candidates, the decision module decides whether the query's  $K$  nearest neighbors are found among the candidates or more buckets should be probed. Hence, the search framework can find the  $K$  binary codes that have the smallest weighted Hamming distance with the query in a non-exhaustive way. In addition, we design a single multi-index hash table for the search framework to reduce its practical storage cost. To present the effectiveness of the search framework, the experiments are performed on different kinds of weights and binary codes. The results of these extensive experiments demonstrate that the proposed framework can solve the nearest neighbor search problem in weighted Hamming space and is orders of magnitude faster than the linear scan baseline.

The rest of this paper is organized as follows. The related work is reviewed in Section 2. The problem statement is described in Section 3. The search algorithm and the search framework are presented in Section 4 and Section 5, respectively. The experimental results are presented in Section 6 and the conclusions are given in Section 7.

## 2 RELATED WORK

### 2.1 Weighted Hamming Distance

In the large-scale approximate nearest neighbor search, encoding high-dimensional feature vectors with the compact

binary codes offers two benefits: data compression and search efficiency. [36] argues that binarizing both query and database vectors is not strictly a requirement. It binarizes the database vectors and learns the weights for each bit of binary codes according to the original query information, which still enjoys the same two benefits but can provide superior accuracy. [37], [38], [40], [41], [42] also improve the search accuracy by using weighted Hamming distance to replace Hamming distance and learning the weights for the binary codes from different perspectives, such as the types of the hash functions and the learning strategies. In addition, [35], [43] learn the weights for the binary image descriptors to improve their descriptive ability.

Although various methods about using weighted Hamming distance to improve search accuracy are developed, the methods about accelerating the search in weighted Hamming space are rare. [36] uses lookup tables to compute the query-independent values in advance, so that the number of the computations in the search process can be reduced. It is still an exhaustive linear scan, which cannot be used in the large-scale databases. [39], [40] suggest that the search in weighted Hamming space can be accelerated by performing the non-exhaustive search in Hamming space at first and then re-ranking the candidates in weighted Hamming space. It can provide sub-linear search time but cannot provide the exact nearest neighbor search on the binary codes in weighted Hamming space, resulting in the inferior accuracy.

### 2.2 Multi-Index Hashing

Although Hamming distance between two binary codes can be computed by performing an XOR operation and then counting the number of ones in the result (computed by a single instruction, `__popcnt` in C++), the search time of the linear scan for a query on large scale datasets can still take several minutes [44]. To address this issue, MIH [39], [45] performs the non-exhaustive search by using a hash table that is populated with binary codes where each code is treated as an index in the hash table. To deal with the long binary codes, MIH adopts multi-index hash tables and divides long codes into disjoint shorter substrings where each substring is treated as an index of the corresponding hash table.

Motivated by MIH, various efficient search methods are developed to accelerate the search on the binary codes with different similarities. PQTable [46] develops a search method based on multi-index hash tables to perform a non-exhaustive search for the Product Quantization (PQ) codes. AMIH [47] develops a search method based on multi-index hash tables to perform a non-exhaustive search on the binary codes according to the angular distance. As described in [47], for other measures of similarity such as weighted Hamming distance, how to find fast search methods is still open.

In this paper, we propose an efficient search framework to perform a non-exhaustive but exact  $KNN$  search in weighted Hamming space. A preliminary work was presented in the conference [48]. Apart from more detailed analysis, this paper differs from the conference version in the following aspects: 1) We systematically describe the search framework. For each module of the framework,

detailed theoretical analysis and comparison with related works are given. 2) We optimize the decision module, making it simple yet effective. 3) We design a single multi-index hash table for the search framework, which can effectively reduce the practical storage cost when being applied on the large-scale datasets. 4) Much more experiments are conducted to demonstrate the effectiveness and efficiency of the search framework.

### 3 DEFINITIONS AND PROBLEM STATEMENT

Given the query  $\mathbf{q} \in \{0, 1\}^b$  and the dataset  $G = \{\mathbf{g}_1, \dots, \mathbf{g}_N\}$  where  $\mathbf{g}_i \in \{0, 1\}^b$ , the goal of the Nearest Neighbor (NN) search problem (also called the 1NN problem), is to find the item in  $G$  that is the closest to  $\mathbf{q}$ :

$$NN(\mathbf{q}) = \arg \min_{\mathbf{g} \in G} dis(\mathbf{q}, \mathbf{g}), \quad (1)$$

where  $dis(\cdot, \cdot)$  is the distance between two items.

The  $K$  Nearest Neighbor ( $KNN$ ) search problem is the generalization of 1NN, aiming to find the  $K$  closest items to the query. The focus of this paper is to efficiently solve the the  $KNN$  problem where  $dis(\cdot, \cdot)$  is the weighted Hamming distance.

The weighted Hamming distance between the query  $\mathbf{q}$  and the binary code  $\mathbf{g}$  is defined as:

$$d_w(\mathbf{q}, \mathbf{g}) = \sum_{i=1}^b w_i(q_i \oplus g_i), \quad (2)$$

where  $\oplus$  is an XOR operation,  $w_i : \{0, 1\} \rightarrow \mathbb{R}$  is a weight function for the  $i^{th}$  bit,  $q_i$  is the  $i^{th}$  bit of  $\mathbf{q}$ , and  $g_i$  is the  $i^{th}$  bit of  $\mathbf{g}$ .

In MIH [39], the  $KNN$  search problem with Hamming distance is solved through solving the  $R$ -Near Neighbor ( $RNN$ ) search problem with Hamming distance. The goal of the  $RNN$  search problem is to find all data points lying at distance at most  $R$  from the query point. To solve the  $KNN$  search problem with Hamming distance, first, a hash table is populated with the binary codes in  $G$ . Then, starting from a Hamming radius equal to zero,  $R = 0$ , the procedure increases  $R$  and then solves the  $RNN$  search problem by searching among the buckets at the Hamming distance  $R$  from the query. This procedure iterates until  $K$  binary codes are retrieved. In [39], the author mentioned that the  $KNN$  problem with weighted Hamming distance can be solved by the same way. In other words, the procedure increases  $R$  and then searches among the buckets at the Hamming distance  $R$  from the query. The procedure iterates until (more than)  $K$  binary codes are retrieved and then culls them according to the weighted Hamming distance to find the query's  $K$  nearest neighbor in the weighted Hamming space. However, this method cannot return the exact  $K$  nearest neighbors in the weighted Hamming space. When increasing the search radius  $R$  progressively until  $K$  binary codes are found, it guarantees that the binary codes that are found yield smaller Hamming distance to the query than the ones that are not found. In contrast, it cannot guarantee that these binary codes have the smaller weighted Hamming distance with the query than the ones that are not found. The binary codes which have the larger Hamming distance

with the query may have the smaller weighted Hamming distance.

Next, we propose a search algorithm that finds a probing sequence required for solving the  $KNN$  search problem with weighted Hamming distance.

### 4 FAST SEARCH IN WEIGHTED HAMMING SPACE

Given the dataset of binary codes  $G$ , we populate a hash table with the items of  $G$ , where each binary code is treated as a direct index of the table bucket. The problem that we aim to tackle is to find the  $K$  closest binary codes that have the smallest weighted Hamming distance with the query  $\mathbf{q}$ .

Based on the characteristic of the weighted Hamming distance, we propose a fast search algorithm to generate a sequence of binary codes (bucket indices), so that the weighted Hamming distance between the query and the sequence of binary codes will increase monotonically.

Since the query is fixed in the comparison between the query and each binary code, the weight values for the XOR result between the binary codes and the query can be pre-computed and stored. Hence, Eqn. (2) is rewritten as:

$$d_w(\mathbf{g}) = \sum_{i=1}^b \hat{w}_i(g_i), \quad (3)$$

where  $g_i$  is the  $i^{th}$  bit of  $\mathbf{g}$ ,  $\hat{w}_i : \{0, 1\} \rightarrow \mathbb{R}$  is a function to store the pre-computed weight value for the  $i^{th}$  bit and is defined as:

$$\begin{cases} \hat{w}_i(0) = w_i(0 \oplus q_i) \\ \hat{w}_i(1) = w_i(1 \oplus q_i). \end{cases} \quad (4)$$

As the input values of the function  $\hat{w}_i(\cdot)$  are 0 or 1, correspondingly, there are two output values of  $\hat{w}_i(\cdot)$ . To construct an initial  $b$ -bit binary code  $\mathbf{h} = [h_1, \dots, h_b]$  that has the smallest weighted Hamming distance (smallest sum of weights) with the query, each bit  $h_i$  of  $\mathbf{h}$  is obtained as:

$$h_i = \begin{cases} 0 & \hat{w}_i(0) \leq \hat{w}_i(1) \\ 1 & \text{otherwise.} \end{cases} \quad (5)$$

When the  $i^{th}$  bit of  $\mathbf{h}$  is changed (i.e., from 0 to 1 or from 1 to 0), we use  $\bar{h}_i$  to denote the changed  $i^{th}$  bit. When the bit is changed, the weight for this bit will increase. The increased weight  $\Delta \hat{w}_i$  of the  $i^{th}$  bit is defined as:

$$\Delta \hat{w}_i = \hat{w}_i(\bar{h}_i) - \hat{w}_i(h_i). \quad (6)$$

The bits are ranked from smallest to largest according to  $\Delta \hat{w}_i$  in advance. The leftmost bit has the smallest increased weight.

After ranking the bits and constructing the initial smallest binary code  $\mathbf{h}$ , we maintain a priority queue to generate a sequence of binary codes where the weighted Hamming distance between the binary codes and the query increases monotonically. The top of the priority queue is the binary code that has the smallest sum of weights in the priority queue.  $\mathbf{h}$  is the first one that is pushed into the priority queue. When taking out the top binary code  $\tilde{\mathbf{h}}$  from the priority queue and probing the corresponding hash bucket, two new binary codes are constructed from  $\tilde{\mathbf{h}}$  by **two different operations** and pushed into the priority queue, respectively.

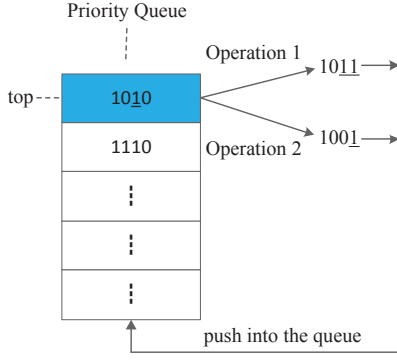


Fig. 2. The procedure of the search algorithm.

**Operation 1** is to construct a binary code by changing the unchanged bit right next to the rightmost changed bit of  $\hat{\mathbf{h}}$  if the rightmost changed bit is not at the end of the current binary code. For example, assume  $\hat{\mathbf{h}} = [h_1 \dots \bar{h}_r \dots h_b]$ , where  $\bar{h}_r$  is rightmost changed bit. Then, the new binary code is constructed as  $\hat{\mathbf{h}} = [h_1 \dots \bar{h}_r \bar{h}_{r+1} \dots h_b]$ .

**Operation 2** is to construct a binary code by moving the rightmost changed bit of  $\hat{\mathbf{h}}$  to the next bit if the position of the rightmost changed bit is not at the end. For example, assume  $\hat{\mathbf{h}} = [h_1 \dots \bar{h}_r \dots h_b]$ , where  $\bar{h}_r$  is rightmost changed bit. Then, the new binary code is constructed as  $\hat{\mathbf{h}} = [h_1 \dots h_r \bar{h}_{r+1} \dots h_b]$ .

Hence, the fast search algorithm in weighted Hamming space is performed by continuously taking out the top binary code from the priority queue as the bucket index and generating new binary codes that are pushed into the priority queue. The search process is shown in Fig. 2. After ranking the bits and generating the initial binary code according to the weight information and the query, two new binary codes are generated each time according to the above operations. The new generated binary code has a larger sum of weights than the current one. It should be noted that for the initial binary code  $\mathbf{h}$  which has no changed bit, only **Operation 1** is permitted, which means to change the first bit of the binary code.

---

**Algorithm 1** The fast search algorithm in weighted Hamming space

---

**Input:**  $\mathbf{q}, K, \text{table}, \mathbf{w}$

**Output:**  $u$  ▷ a set of ranked identifiers

```

1:  $u \leftarrow \emptyset$ 
2:  $\text{pri\_que} \leftarrow \emptyset$  ▷ priority queue
3:  $[\text{pri\_que}, \text{order}] \leftarrow \text{Init}(\mathbf{q}, \mathbf{w})$ 
4: while  $|u| < K$  do
5:    $\text{code} \leftarrow \text{pri\_que.top}()$ 
6:    $\text{pri\_que.pop}()$  ▷ remove top item from queue
7:    $\text{pri\_que.push}(\text{Operation1}(\text{code}, \text{order}))$ 
8:    $\text{pri\_que.push}(\text{Operation2}(\text{code}, \text{order}))$ 
9:    $\hat{u} \leftarrow \text{table.bucket}(\text{code})$  ▷ identifiers in the bucket
10:   $u.\text{extend}(\hat{u})$ 
11: end while
```

---

The pseudocode for the proposed algorithm is shown in Alg. 1.  $\text{Init}()$  is a function that constructs the binary code  $\mathbf{h}$  which has the smallest sum of weights according

to the query  $\mathbf{q}$  and the weights  $\mathbf{w}$ , and generates an order that denotes the positions of bits from smallest to largest according to Eqn. (6).  $\text{Operation1}()$  and  $\text{Operation2}()$  are two functions corresponding to above two operations to generate the new binary codes, respectively.

To prove that our algorithm can always find the binary code that has the smallest sum of weights among the un-probed binary codes, we begin with the following corollary.

**Corollary 1:** Every binary code can be generated by above two operations.

*Proof.* It can be proved by mathematical induction.

**Basis :** We have the binary code  $\mathbf{h}_0 = \mathbf{h}$  which have no changed bits initially. Then by definition,  $\hat{\mathbf{h}}_1$  is generated by changing the first bit of  $\mathbf{h}_0$  according to the first operation. It is easy to find that every binary code  $\mathbf{h}_1$  which have 1 changed bit can be generated from  $\hat{\mathbf{h}}_1$  according to the second operation.

**Inductive step :** Assume every binary code  $\mathbf{h}_z$  which has  $z$  changed bits can be generated. For every binary code  $\mathbf{h}_{z+1} = [h_1 \dots \bar{h}_i \dots \bar{h}_j \dots h_b]$  which has  $z + 1$  changed bits, where the  $i^{\text{th}}$  bit and the  $j^{\text{th}}$  bit are the  $z^{\text{th}}$  and  $(z + 1)^{\text{th}}$  changed bit, respectively. It can be generated by the second operation from another binary code  $\hat{\mathbf{h}}_{z+1} = [h_1 \dots \bar{h}_i \bar{h}_{i+1} \dots h_b]$ , where the changed status of the  $j^{\text{th}}$  bit is moved to the  $(i + 1)^{\text{th}}$  bit. Then  $\hat{\mathbf{h}}_{z+1}$  can be generated by the first operation from the binary code  $\hat{\mathbf{h}}_z = [h_1 \dots \bar{h}_i \bar{h}_{i+1} \dots h_j \dots h_b]$ , where the  $(i + 1)^{\text{th}}$  bit is changed back to the previous status and  $\hat{\mathbf{h}}_z$  has  $z$  changed bits. Thereby, every binary code  $\mathbf{h}_{z+1}$  which has  $z + 1$  changed bits can be generated by two operations from  $\mathbf{h}_z$ .  $\square$

Then, we prove the correctness of our algorithm by **Proposition 1**.

**Proposition 1:** The binary code that has the smallest sum of weights among the un-probed binary codes is always in the priority queue.

*Proof.* It can be proved by mathematical induction.

**Basis :** By definition, we have the binary code  $\mathbf{h}$  which have no changed bits initially. It is the smallest among all the binary codes and is pushed into the priority queue.

**Inductive step :** Assume the top item  $\mathbf{h}_a$  of the priority queue is the smallest among the current un-probed binary codes. When it is taken out, two new binary codes are constructed and pushed into the priority queue. Assume there is another binary code  $\mathbf{h}_b$  which is not in the priority queue and is smallest among the current un-probed binary codes after  $\mathbf{h}_a$  is taken out. According to **Corollary 1**,  $\mathbf{h}_b$  can be directly generated from  $\mathbf{h}_c$  by the above two operations.  $\mathbf{h}_c$  is smaller than  $\mathbf{h}_b$ . Since  $\mathbf{h}_b$  is smallest among the current un-probed binary codes,  $\mathbf{h}_c$  should have been probed. If  $\mathbf{h}_c$  is probed and  $\mathbf{h}_b$  is generated from  $\mathbf{h}_c$ ,  $\mathbf{h}_b$  should have been pushed into the priority queue. Obviously, the assumption is invalid. Therefore, the binary code which has smallest sum of weights among the un-probed binary codes is always in the priority queue.  $\square$

The sequential procedure of generating the bucket indices can be regarded as the multiple sequences combination problem (one bit represents one sequence). A algorithm

[46], [49] is used to solve the multiple sequences combination problem. However, this algorithm is not suitable in this situation. The algorithm in [49] can only traverse a few sequences (*e.g.*, 2 or 4) simultaneously to find the combination composing the bucket index that have the smallest weighted Hamming distance to the query. In this situation, there are  $b$  sequences where  $b$  is much larger than 4 such that the traversal space is very large.

## 5 SEARCH FRAMEWORK IN WEIGHTED HAMMING SPACE

In the applications of binary hashing, binary codes with large lengths (*e.g.*, 64 bits) are usually required to achieve satisfactory search accuracy. For such applications, it is not practical to use a single hash table because of the computational cost. As described in [39], when the length of the binary code increases, the range of the table index expands and there are more table buckets in the table. A lot of buckets are empty and the number of the buckets to be probed may exceed the number of the items in the dataset. Traversing these empty table buckets is inefficient.

To address this issue, MIH [39] merges the buckets over different dimensions of the binary codes to reduce the empty buckets. Specifically, instead of creating one huge hash table, MIH separates the binary codes into  $m$  smaller disjoint (usually with the same length) substrings and creates multiple smaller hash tables, where each substring is indexed within its corresponding hash table. These hash tables are called multi-index hash tables. Then, MIH solves  $m$  instances of the  $RNN$  search problem with Hamming distance to find the query's nearest neighbor in Hamming space, one per each hash table. More details can be found in [39]. However, since MIH is designed to solve the  $RNN$  search problem in the Hamming space, it cannot be directly used in weighted Hamming space.

In the rest of this section, we propose a search framework based on the MIH technique to find the query's nearest neighbors in the weighted Hamming space.

### 5.1 Search with Multi-Index Hash Tables

In the proposed search framework, by separating the binary codes into  $m$  smaller disjoint substrings,  $m$  different hash tables are built based on the  $m$  disjoint substrings. Each substring is indexed within its corresponding hash table. The length of each substring is  $\lceil b/m \rceil$  or  $\lfloor b/m \rfloor$ . For convenience, we assume that  $b$  can be divided by  $m$ , and that the substrings comprise continuous bits.

Correspondingly, we define  $f : \{0, 1\}^{b/m} \rightarrow \mathbb{R}$  as a function to calculate the sum of weights of the substring  $s \in \{0, 1\}^{b/m}$ , which is:

$$f(s) = \sum_{j=1}^{b/m} \hat{w}_j(s_j), \quad (7)$$

where  $s_j$  is the  $j^{th}$  bit of  $s$  and  $\hat{w}_j : \{0, 1\} \rightarrow \mathbb{R}$  is the weight function for the  $j^{th}$  bit.

As shown in Fig. 3, the search framework is composed of two modules, the search module and the decision module. When given a query, the query is similarly partitioned into

$m$  substrings. Then, the search module provides a proper probing sequence according to each query substring information and the weight information. After probing some buckets and taking the candidates from the probed buckets, the decision module determines if the query's  $K$  nearest neighbors are found or more buckets should be probed. Hence, the search framework iteratively probes the buckets until the  $K$  nearest neighbors are found. In the following, we will describe these two modules in detail.

In the search module, each hash table maintains a priority queue according to the sum of weights of the corresponding substring. Each priority queue operates the same as in Alg. 1. Hence, a proper probing sequence is generated by taking out the top substring of every priority queue for each round. By treating the substring as the index of the hash table bucket in the corresponding table, the identifiers in the bucket are taken out as the candidates.

In the decision module, to compare the candidates from the bucket and determine if the query's nearest neighbors are found, a decision algorithm is proposed. In the algorithm, a  $K$ -size max-heap is built to filter the candidates. The root node of the max-heap has the largest sum of weights in the heap. Assume the node  $\mathbf{r} \in \{0, 1\}^b$  in the max-heap is in the form of  $\mathbf{r} = [\mathbf{r}_1, \dots, \mathbf{r}_m]$  where  $\mathbf{r}_i$  is the substring of  $\mathbf{r}$  in the  $i^{th}$  table. And a function  $g : \{0, 1\}^b \rightarrow \mathbb{R}$  to calculate the sum of weights of the node is defined as:

$$g(\mathbf{r}) = \sum_{i=1}^m f(\mathbf{r}_i). \quad (8)$$

For each round, after the candidates are taken from each table, they are compared to the root node in the max-heap. If a candidate  $\hat{\mathbf{r}}$  has a smaller sum of weights than the root node (i.e.  $g(\hat{\mathbf{r}}) < g(\mathbf{r})$ ), the root node is thrown away and the candidate is inserted into the max-heap.

The criterion to decide if the query's nearest neighbors are found is that root node of the max-heap is smaller or equal to some threshold, which is:

$$g(\mathbf{r}) \leq S, \quad (9)$$

where  $S$  is the threshold.

Here, a simple threshold is defined as the sum of the weights of the current top substring of each priority queue. In detail, assume there are  $m$  tables and a  $b$ -bit binary code  $\mathbf{h}$  is partitioned into disjoint substrings  $\mathbf{s}$ . When the top substring  $\mathbf{s}_i$  of the  $i^{th}$  priority queue is taken out as the index of the bucket to be probed, the queue will have the new top substring  $\hat{\mathbf{s}}_i$ . The associated identifiers from the table bucket  $\mathbf{s}_i$  of the  $i^{th}$  table are taken out and compared with the root node of the max-heap. After probing the corresponding buckets in each table, the threshold  $S$  is set as the the sum of weights from the current top substring of each priority queue, which is:

$$S = \sum_{i=1}^m f(\hat{\mathbf{s}}_i). \quad (10)$$

Further, to accelerate the search by meeting the threshold faster, we do not need to make a decision after probing the buckets in all hash tables for each round. Instead, if the decision criterion is met after probing the first  $j$  tables' buckets, the  $K$  nearest neighbors are found and the search

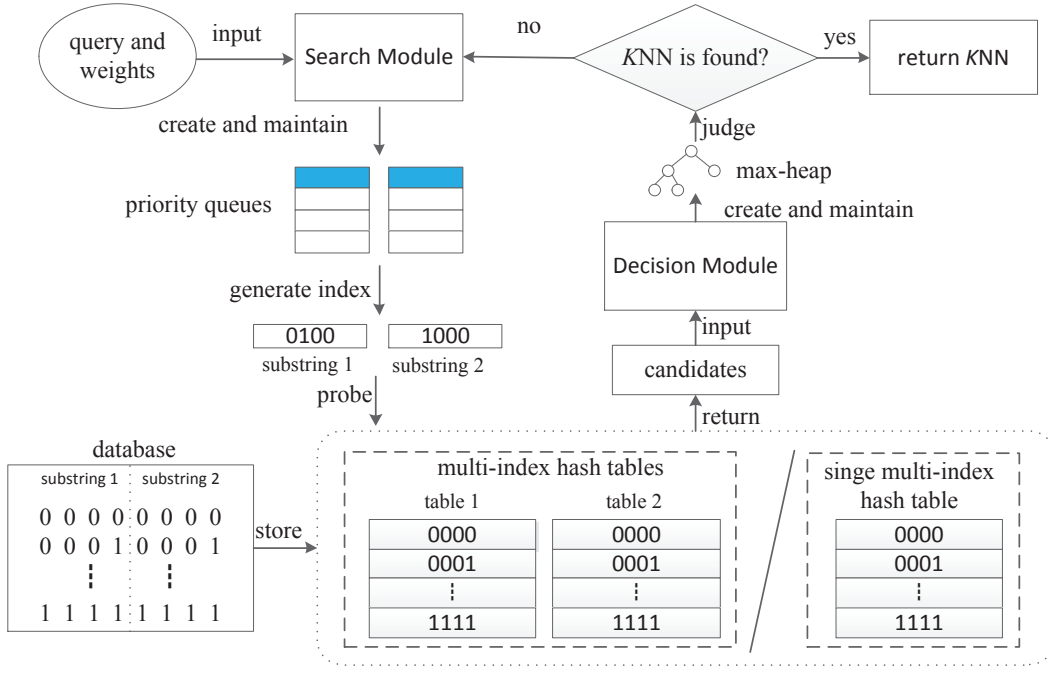


Fig. 3. The description of the search framework.

process can terminate. The threshold for probing the first  $j$  tables is calculated as:

$$\bar{S} = \sum_{i=1}^j f(\hat{s}_i) + \sum_{i=j+1}^m f(s_i), \quad (11)$$

where  $\hat{s}_i$  is the top substring of the priority queue in the current round and  $s_i$  is the top substring of the priority queue in the last round.

Obviously,  $S \leq \bar{S}$ . Therefore, we have

$$g(\mathbf{r}) \leq S \leq \bar{S}. \quad (12)$$

Hence, using Eqn. (11) as the threshold can make the search procedure terminate earlier (meet the threshold earlier) than using Eqn. (10) as the threshold.

We prove that the correctness of the decision criterion with **Proposition 2**.

**Proposition 2:** The binary codes that are found and stored in the max-heap have the smallest sum of weights among all binary codes.

*Proof.* This can be proved by contradiction. Assume there exists an identifier that is not found yet and its corresponding binary code is  $\tilde{\mathbf{r}}$ . Its sum of weights  $g(\tilde{\mathbf{r}})$  (the definition of the function  $g()$  is in Eqn. (8) in the manuscript) is smaller than that of the root node  $\mathbf{r}$  in the max-heap (*i.e.*  $g(\tilde{\mathbf{r}}) < g(\mathbf{r})$ ). Since  $g(\mathbf{r}) \leq \bar{S}$  (the definition of  $\bar{S}$  is provided in Eqn. (11) in the manuscript) and  $g(\tilde{\mathbf{r}}) < g(\mathbf{r})$ ,  $g(\tilde{\mathbf{r}}) < \bar{S}$ . Then, at least one of the disjoint substrings of  $\tilde{\mathbf{r}}$  is smaller than the top substring of the corresponding priority queue. This substring should have been taken out from the queue according to **Proposition 1**. Since the substring is taken out as a bucket to be probed,  $\tilde{\mathbf{r}}$  should have been inserted into the max-heap. Obviously the assumption is invalid. Therefore, the binary codes that are found and stored in

the max-heap have the smallest sum of weights among all binary codes.  $\square$

**Algorithm 2** The fast search framework in weighted Hamming space

**Input:**  $\mathbf{q}, \text{table}[], K, m, \mathbf{w}$

**Output:**  $\text{max\_heap}$

```

1:  $\text{max\_heap} \leftarrow \emptyset$ 
2:  $[\text{pri\_que}[], \text{order}[]] \leftarrow \text{Split}(\text{Init}(\mathbf{q}, \mathbf{w}), m)$ 
3: while ! $\text{max\_heap.satisfied}()$  do
4:   for  $i \leftarrow 1$  to  $m$  do
5:      $\text{code}[i] \leftarrow \text{pri\_que}[i].\text{top}()$ 
6:      $\text{pri\_que}[i].\text{pop}()$ 
7:      $\text{pri\_que}[i].\text{push}(\text{Operation1}(\text{code}[i], \text{order}[i]))$ 
8:      $\text{pri\_que}[i].\text{push}(\text{Operation2}(\text{code}[i], \text{order}[i]))$ 
9:      $\text{max\_heap.insert}(\text{table}[i].\text{hash}(\text{code}[i]))$ 
10:    if  $\text{max\_heap.satisfied}()$  then
11:      break
12:    end if
13:  end for
14: end while

```

The pseudocode for the search framework is shown in Alg. 2.  $\text{Init}()$ ,  $\text{Operation1}()$  and  $\text{Operation2}()$  are the same functions as in the Alg. 1.  $m$  denotes the number of substrings for the binary code.  $\text{table}[], \text{pri\_que}[], \text{order}[]$  denotes a set of tables, a set of priority queues, and a set of bit rankings for each substring, respectively.  $\text{Split}()$  is a function that splits the binary code and the weights into  $m$  parts.  $\text{max\_heap.satisfied}()$  denotes whether the root node of the max-heap satisfies the stopping criterion according to Eqn. (9) and Eqn. (11).

In our preliminary work [48], we want to find an order of probing hash tables so that the root node of the max-heap



TABLE 1  
The percentage (%) of the usage of the bucket indices on GIST1M and SIFT1B.

bit	GIST1M		SIFT1B	
	$ T_{one} / T_{all} $	$ T_{all} - T_{one} / T_{all} $	$ T_{one} / T_{all} $	$ T_{all} - T_{one} / T_{all} $
32	6.0	94.0	100.0	0.0
64	0.0	100.0	96.0	4.0
128	0.0	100.0	91.0	9.0

be smaller or equal to  $S$  faster. To this end, for each round, before probing the buckets, we obtain an order by sorting the tables according to the difference  $\Delta f_i$  from smallest to largest. The difference is calculated as:

$$\Delta f_i = f(\hat{s}_i) - f(s_i), \quad (13)$$

where  $\hat{s}_i$  is the top substring of the priority queue in the current round and  $s_i$  is the top substring of the priority queue in the last round.

Hence, the decision criterion in [48] is:

$$\hat{S} = \sum_{i=1}^j f(\hat{s}_{order[i]}) + \sum_{i=j+1}^m f(s_{order[i]}), \quad (14)$$

where the order is obtained by sorting the tables according to the difference  $\Delta f_i$ .

In the experiments, we will show that although using the threshold of Eqn. (14) can reduce the number of probed buckets, it adds the time cost of sorting the hash tables and makes the search slower than using the threshold of Eqn. (11) does.

PQTable [46] propose another criterion to determine whether the query's nearest neighbors are found, which can be presented in the form of Eqn. (9). In PQTable, the search process terminates when finding a binary code that has appeared  $m$  times and there are  $K - 1$  binary codes that yield smaller (or equal) weighted Hamming distance to the query than that binary code. Obviously, when a binary code appears  $m$  times, it means that its corresponding substrings are all probed. Hence, the threshold is the sum of the weights of the probed binary substring in each table. In detail, if the top substrings from the first  $j$  priority queues are taken out, the threshold is formulated as:

$$\tilde{S} = \sum_{i=1}^j f(s_i) + \sum_{i=j+1}^m f(\tilde{s}_i), \quad (15)$$

where  $s_i$  is the taken substring in the current round and  $\tilde{s}_i$  is the taken substring in the last round.

Obviously,  $\tilde{S} < \hat{S}$  for the same round since  $\tilde{s}_i < s_i < \hat{s}_i$ . Therefore, the search procedure according to the decision criterion in PQTable will ends later then the search according to Eqn. (11), resulting in more candidates to be compared and larger search time cost.

## 5.2 Search with a Single Multi-Index Hash Table

Accoding to the analysis on the experimental results in [39], [46], the practical storage cost of multi-index hash tables is larger than the theoretical storage cost, due to the null pointers in the empty buckets.

To reduce the empty buckets and the practical storage cost, we argue that multi-index hash tables can be merged into one hash table over the bucket indices. In other words, the binary codes are still separated into  $m$  disjoint substring and each substring is the bucket index within the same hash table rather than multiple hash tables.

For multi-index hash tables, let  $T_i$  denote the set of the non-empty bucket indices in the  $i^{th}$  hash table,  $T_{one}$  denote the set of the non-empty bucket indices that exist in only one of  $m$  hash tables, and  $T_{all} = T_1 \cup T_2 \cup \dots \cup T_m$  denote the set of the non-empty bucket indices in  $m$  hash tables. Therefore, the percentage of the non-empty bucket indices that exist in only one of  $m$  hash tables over the non-empty bucket indices in  $m$  hash tables is represented as  $|T_{one}|/|T_{all}|$ , and the percentage of the non-empty bucket indices that exist in more than one hash tables over the non-empty bucket indices in  $m$  hash tables is represented as  $|T_{all} - T_{one}|/|T_{all}|$ , where  $|\cdot|$  is the cardinality of the set. Table 1 shows the statistics about  $|T_{one}|/|T_{all}|$  and  $|T_{all} - T_{one}|/|T_{all}|$  on the GIST1M dataset and the SIFT1B dataset [50]. The data in the dataset is hashed to binary codes by Locality-Sensitive Hashing (LSH) [51]. Following [39], [46], [47], the value of  $m$  (*i.e.*, the number of the substrings) is set to  $b/\log_2 n$ , where  $n$  is the data size and  $b$  is the length of the binary code. Hence, on GIST1M, the number of the substrings is 2 for 32 bits, 4 for 64 bits and 8 for 128 bits (*i.e.*, the length of the substring is 16 bits). On SIFT1B, the number of the substrings is 1 for 32 bits, 2 for 64 bits and 4 for 128 bits (*i.e.*, the length of the substring is 32 bits). According to the results in Table 1, most bucket indices are shared by more than one table on GIST1M while few buckets indices are shared by more than one table on SIFT1B. Although merging the tables may make the buckets include more candidates that are not the query's nearest neighbors, resulting in the additional computational cost, this effect rarely happens on SIFT1B as only few buckets indices are shared by more than one table.

Hence, instead of creating  $m$  hash tables where there are many empty buckets, we desgin a single multi-index hash table where the binary codes are still separated into  $m$  disjoint substring and each substring is indexed within the same hash table. The proposed search framework on the binary substrings can be directly used on the single multi-index hash table, as shown in Fig. 3.

## 6 EXPERIMENTS

### 6.1 Datasets and Measurements

In the experiments, we will measure the efficiency and effectiveness of the proposed search framework on the binary

codes in the weighted Hamming space. For convenience, the binary codes in the weighted Hamming space are also called the weighted binary codes. Various kinds of weighted hashing methods are used to generate different weighted binary codes for three datasets: Places205 [52], GIST1M [50] and SIFT1B [50].

The Places205 dataset is a scene-centric dataset with 205 scene categories. For each category, we randomly choose 5,000 images for search and 50 images for queries. Hence, we have 1,025,000 images for search and 10,250 queries totally. Each image is represented by a 128-D feature according to the description in [53].

The GIST1M dataset contains 1 million 960-dimensional GIST descriptors [54] which are global descriptors, and extracted from Tiny image set [55]. The dataset contains 1,000 queries.

The SIFT1B dataset contains 1 billion 128-dimensional SIFT descriptors [9], which are local descriptors. The dataset contains 10,000 queries. GIST and SIFT are often used in computer vision areas, such as feature matching and image retrieval.

Three kinds of hashing methods are used to encode the feature vectors with the binary codes. Locality-Sensitive Hashing (LSH) [51] is used to generate data-independent hyperplane-based hash functions, which map the feature vectors to the binary codes, and [36] is used to learn the weights for the binary codes. Iterative Quantization (ITQ) [56] is used to generate data-dependent hyperplane-based hash functions, and [36] is used to generate the weights. Spherical Hashing (SpH) [57] is used to generate data-dependent hypersphere-based hash functions, and [38] is used to generate the weights.

We compare the proposed search framework, Fast Search on Weighted Binary Codes (FSWBC), with other search methods. FSWBC\_single denotes FSWBC with the single multi-index hash table. Linear scan denotes the exhaustive search for the weighted binary codes and is accelerated by adopting the lookup tables [36]. MIH\_Hamming denotes the multi-index hashing algorithm [39] that performs the non-exhaustive search for the binary codes according to Hamming distance. MIH\_weighted denotes the multi-index hashing [39] that performs the non-exhaustive search for the binary codes according to Hamming distance and then selects the neighbors among the candidates according to weighted Hamming distance. PQTable [46] performs the non-exhaustive search by translating the weighted binary codes in the form of PQ codes in advance. Specifically, the binary codes are split into disjoint parts each of which consists of continuous 8-bit binary codes. Then, each part can be regarded as a codebook, and PQTable is applied. These methods are all implemented in C++. In all the experiments, except for linear scan, the value of  $m$  (the number of the substrings) for the search methods is set to  $b/\log_2 n$ , following [39], [46]. All the experiments are run on a single core Intel Core-i5-6500 CPU with 64GB of memory. All source codes are available on <https://github.com/zyweng2pku/FSWBC>.

## 6.2 Search Performance Comparison

To measure the search accuracy for the  $KNN$  search,  $\text{pre}@K$  for Weighted Binary Codes (WBC) is used to measure the

search accuracy for WBC. It is defined as the fraction of the true retrieved weighted binary codes to the retrieved weighted binary codes and formulated as follows

$$\text{pre}@K \text{ for WBC} = \frac{\text{the true retrieved WBC}}{K}. \quad (16)$$

The true retrieved weighted binary codes are the top  $K$  weighted binary codes sorted by linear scan according to the weighted Hamming distance from the query.

Also, to measure the influence that the search accuracy for WBC brings to the search performance for the Approximate Nearest Neighbor (ANN) search in the labeled and the unlabeled dataset,  $\text{pre}@K$  is used [25] to measure the search accuracy for ANN. It is defined as the fraction of the true retrieved neighbors to the retrieved neighbors and is formulated as follows

$$\text{pre}@K \text{ for ANN} = \frac{\text{the true retrieved neighbors}}{K}. \quad (17)$$

For Places205, the ground truth refers to as the true neighbors the identifiers that have the same label as the query. For GIST1M and SIFT1B, the ground truth refers to as the true neighbors the top 1,000 identifiers selected by linear scan with the Euclidean distance from the query in the original space, i.e. Euclidean space.

In addition to the search accuracy, we measure the search efficiency by the search time cost and the speed-up factor compared to the linear scan for the weighted binary codes. The speed-up factor is defined as dividing the run-time cost of the linear scan by the run-time cost of the test method, which is formulated as follows

$$\text{speed-up factor} = \frac{\text{time of linear scan}}{\text{time of test method}}. \quad (18)$$

Table 2, Table 3, and Table 4 show the search performance comparison of the search methods for the weighted binary codes generated by ITQ, SpH, and LSH on GIST1M, respectively. In terms of the search accuracy, MIH\_Hamming and MIH\_weighted cannot perform the exact  $KNN$  search for the weighted binary code, resulting in the degraded performance of the weighted binary codes for the ANN search. Compared to MIH\_Hamming, MIH\_weighted selects the neighbors among the candidates according to weighted Hamming distance after performing the non-exhaustive search to obtain the candidates according to Hamming distance, and therefore achieves a better search accuracy for the weighted binary codes, leading to a better search performance for the ANN search. FSWBC, FSWBC\_single, PQTable and linear scan can perform the exact  $KNN$  search for the different kinds of weighted binary codes. In terms of the search efficiency, FSWBC is more efficient than PQTable. FSWBC\_single is competitive to FSWBC for 32 bits while it is slower than FSWBC for 64 bits and 128 bits. With the bits increasing, FSWBC\_single have much more candidates to be compared than FSWBC after probing the same number of the buckets, as analyzed in Sec. 5.2. Surprisingly, FSWBC is faster than MIH\_Hamming in the search for the weighted binary code generated by ITQ. It is because FSWBC probes less buckets and less candidates than MIH\_Hamming, which will be analyzed later. According to the results, when dealing with different kinds of weighted binary codes, the speed-up factors of FSWBC



TABLE 2  
The search performance comparison on GIST1M with ITQ.

bit	method	accuracy (pre@K) for KNN						efficiency for KNN					
		K =1		K =10		K =100		K =1		K =10		K =100	
		WBC (%)	ANN (%)	WBC (%)	ANN (%)	WBC (%)	ANN (%)	Time (ms)	Speed up	Time (ms)	Speed up	Time (ms)	Speed up
32	Linear Scan	100.0	36.1	100.0	27.7	100.0	19.8	25.35	1.0	25.35	1.0	25.35	1.0
	MIH_Hamming	45.0	28.9	42.5	22.0	44.4	14.9	0.13	195.0	0.19	133.4	0.38	66.7
	MIH_weighted	47.2	29.6	49.0	24.2	55.8	17.1	0.13	195.0	0.19	133.4	0.39	65
	PQTable	100.0	36.1	100.0	27.7	100.0	19.8	1.66	15.3	2.08	12.2	3.16	8.0
	FSWBC_single	100.0	36.1	100.0	27.7	100.0	19.8	0.09	281.7	0.22	115.2	0.63	40.2
	FSWBC	100.0	36.1	100.0	27.7	100.0	19.8	0.08	316.9	0.19	133.4	0.55	46.1
64	Linear Scan	100.0	46.9	100.0	36.4	100.0	26.1	44.47	1.0	44.47	1.0	44.47	1.0
	MIH_Hamming	32.2	38.9	38.6	30.2	46.0	20.9	0.69	64.4	1.28	34.7	2.44	18.2
	MIH_weighted	38.1	41.8	53.0	33.5	66.9	24.3	0.69	64.4	1.30	34.2	2.58	17.2
	PQTable	100.0	46.9	100.0	36.4	100.0	26.1	13.44	3.3	18.15	2.4	26.90	1.7
	FSWBC_single	100.0	46.9	100.0	36.4	100.0	26.1	2.11	21.1	4.84	9.2	10.42	4.3
	FSWBC	100.0	46.9	100.0	36.4	100.0	26.1	1.33	33.4	3.02	14.7	6.39	7.0
128	Linear Scan	100.0	49.6	100.0	39.7	100.0	29.3	89.04	1.0	89.04	1.0	89.04	1.0
	MIH_Hamming	36.0	43.6	43.3	34.7	51.8	25.0	6.47	13.8	10.56	8.4	16.25	5.4
	MIH_weighted	49.0	44.6	68.3	38.3	81.6	28.4	6.47	13.8	10.60	8.4	16.87	5.3
	PQTable	100.0	49.6	100.0	39.7	100.0	29.3	130.20	0.7	154.70	0.6	187.49	0.5
	FSWBC_single	100.0	49.6	100.0	39.7	100.0	29.3	35.91	2.5	59.70	1.5	89.09	1.0
	FSWBC	100.0	49.6	100.0	39.7	100.0	29.3	13.78	6.5	23.37	3.8	38.91	2.3

TABLE 3  
The search performance comparison on GIST1M with SpH.

bit	method	accuracy (pre@K) for KNN						efficiency for KNN					
		K =1		K =10		K =100		K =1		K =10		K =100	
		WBC (%)	ANN (%)	WBC (%)	ANN (%)	WBC (%)	ANN (%)	Time (ms)	Speed up	Time (ms)	Speed up	Time (ms)	Speed up
32	Linear Scan	100.0	28.6	100.0	25.6	100.0	19.0	25.45	1.0	25.45	1.0	25.45	1.0
	MIH_Hamming	31.2	24.0	33.2	18.1	36.2	12.2	0.06	424.2	0.11	231.4	0.28	90.9
	MIH_weighted	33.9	25.9	41.2	20.6	49.3	15.5	0.06	424.2	0.11	231.4	0.31	82.1
	PQTable	100.0	28.6	100.0	25.6	100.0	19.0	0.55	46.3	0.86	29.6	1.81	14.1
	FSWBC_single	100.0	28.6	100.0	25.6	100.0	19.0	0.08	318.1	0.19	133.9	0.58	43.9
	FSWBC	100.0	28.6	100.0	25.6	100.0	19.0	0.08	318.1	0.16	159.1	0.52	48.9
64	Linear Scan	100.0	59.7	100.0	49.8	100.0	35.8	44.54	1.0	44.54	1.0	44.54	1.0
	MIH_Hamming	26.3	40.5	32.7	31.8	38.8	21.8	0.47	94.8	0.98	45.4	2.14	20.8
	MIH_weighted	33.5	47.6	49.8	42.8	62.8	31.1	0.48	92.8	1.01	44.1	2.28	19.5
	PQTable	100.0	59.7	100.0	49.8	100.0	35.8	8.51	5.2	12.73	3.5	21.87	2
	FSWBC_single	100.0	59.7	100.0	49.8	100.0	35.8	1.67	26.7	3.98	11.2	9.47	4.7
	FSWBC	100.0	59.7	100.0	49.8	100.0	35.8	0.95	46.9	2.28	19.5	5.26	8.5
128	Linear Scan	100.0	79.4	100.0	70.4	100.0	53.5	89.04	1.0	89.04	1.0	89.04	1.0
	MIH_Hamming	27.7	57.8	36.2	47.4	41.6	33.1	3.8	23.4	7.14	12.5	12.75	7
	MIH_weighted	43.4	71.5	64.7	65.1	77.2	49.8	3.8	23.4	7.23	12.3	13.34	6.7
	PQTable	100.0	79.4	100.0	70.4	100.0	53.5	89.46	1.0	113.72	0.8	150.45	0.6
	FSWBC_single	100.0	79.4	100.0	70.4	100.0	53.5	24.62	3.6	46.38	1.9	78.87	1.1
	FSWBC	100.0	79.4	100.0	70.4	100.0	53.5	7.66	11.6	15.34	5.8	28.96	3.1

TABLE 4  
The search performance comparison on GIST1M with LSH.

bit	method	accuracy (pre@ $K$ ) for $K$ NN						efficiency for $K$ NN					
		$K = 1$		$K = 10$		$K = 100$		$K = 1$		$K = 10$		$K = 100$	
		WBC (%)	ANN (%)	WBC (%)	ANN (%)	WBC (%)	ANN (%)	Time (ms)	Speed up	Time (ms)	Speed up	Time (ms)	Speed up
32	Linear Scan	100.0	12.4	100.0	10.1	100.0	7.2	25.4	1.0	25.4	1.0	25.4	1.0
	MIH_Hamming	35.6	11.8	36.3	7.5	37.7	5.1	0.08	317.5	0.14	181.4	0.34	74.7
	MIH_weighted	38.7	11.5	44.9	8.8	51.0	6.1	0.08	317.5	0.14	181.4	0.39	65.1
	PQTable	100.0	12.4	100.0	10.1	100.0	7.2	0.72	35.3	1.19	21.3	2.56	9.9
	<b>FSWBC_single</b>	100.0	12.4	100.0	10.1	100.0	7.2	0.13	195.4	0.31	81.9	0.98	25.9
	<b>FSWBC</b>	100.0	12.4	100.0	10.1	100.0	7.2	0.11	230.9	0.27	94.1	0.83	30.6
64	Linear Scan	100.0	24.9	100.0	18.8	100.0	13.5	44.52	1.0	44.52	1.0	44.52	1.0
	MIH_Hamming	30.3	20.7	33.7	14.6	38.2	10.1	0.84	53	1.67	26.7	3.17	14
	MIH_weighted	37.8	20.7	50.1	16.7	60.6	12.3	0.84	53	1.7	26.2	3.31	13.5
	PQTable	100.0	24.9	100.0	18.8	100.0	13.5	18.07	2.5	24.7	1.8	36.99	1.2
	<b>FSWBC_single</b>	100.0	24.9	100.0	18.8	100.0	13.5	3.44	12.9	7.45	6	15.51	2.9
	<b>FSWBC</b>	100.0	24.9	100.0	18.8	100.0	13.5	2.11	21.1	4.47	10	9.25	4.8
128	Linear Scan	100.0	39.2	100.0	31.5	100.0	22.9	89.04	1.0	89.04	1.0	89.04	1.0
	MIH_Hamming	30.5	31.5	35.0	25.8	41.0	18.1	7.94	11.2	13.31	6.7	21.01	4.2
	MIH_weighted	44.7	34.7	61.6	29.2	74.1	22.0	7.94	11.2	13.4	6.6	21.5	4.1
	PQTable	100.0	39.2	100.0	31.5	100.0	22.9	163.7	0.5	196.17	0.5	237.3	0.4
	<b>FSWBC_single</b>	100.0	39.2	100.0	31.5	100.0	22.9	51.1	1.7	84.07	1.1	122.63	0.7
	<b>FSWBC</b>	100.0	39.2	100.0	31.5	100.0	22.9	18.37	4.8	32.98	2.7	55.17	1.6

TABLE 5  
The search performance comparison on Places205 with LSH.

bit	method	accuracy (pre@ $K$ ) for $K$ NN						efficiency for $K$ NN					
		$K = 1$		$K = 10$		$K = 100$		$K = 1$		$K = 10$		$K = 100$	
		WBC (%)	ANN (%)	WBC (%)	ANN (%)	WBC (%)	ANN (%)	Time (ms)	Speed up	Time (ms)	Speed up	Time (ms)	Speed up
32	Linear Scan	100.0	25.0	100.0	24.7	100.0	22.4	26.11	1.0	26.11	1.0	26.11	1.0
	MIH_Hamming	49.9	22.7	49.9	22.1	50.1	19.4	0.06	435.2	0.09	290.1	0.23	113.5
	MIH_weighted	51.2	23.1	59.4	23.7	66.1	21.4	0.06	435.2	0.1	261.1	0.26	100.4
	PQTable	100.0	25.0	100.0	24.7	100.0	22.4	0.36	72.5	0.59	44.3	1.32	19.8
	<b>FSWBC_single</b>	100.0	25.0	100.0	24.7	100.0	22.4	0.07	373	0.14	186.5	0.43	60.7
	<b>FSWBC</b>	100.0	25.0	100.0	24.7	100.0	22.4	0.07	373	0.12	217.6	0.37	70.6
64	Linear Scan	100.0	34.3	100.0	31.7	100.0	28.6	45.69	1.0	45.69	1.0	45.69	1.0
	MIH_Hamming	43.9	31.3	50.8	29.3	55.4	26.2	0.25	182.8	0.5	91.4	1.18	38.7
	MIH_weighted	51.9	32.4	71.6	30.9	82.8	28.2	0.26	175.7	0.53	86.2	1.34	34.1
	PQTable	100.0	34.3	100.0	31.7	100.0	28.6	4.03	11.3	6.1	7.5	11.33	4
	<b>FSWBC_single</b>	100.0	34.3	100.0	31.7	100.0	28.6	0.67	68.2	1.66	27.5	4.43	10.3
	<b>FSWBC</b>	100.0	34.3	100.0	31.7	100.0	28.6	0.42	108.8	0.97	47.1	2.51	18.2
128	Linear Scan	100.0	37.8	100.0	35.2	100.0	31.7	90.92	1.0	90.92	1.0	90.92	1.0
	MIH_Hamming	49.5	36.3	57.5	33.6	63.2	30.2	1.3	69.9	2.74	33.2	5.77	15.8
	MIH_weighted	66.1	37.2	88.1	34.9	95.8	31.7	1.33	68.4	2.83	32.1	6.34	14.3
	PQTable	100.0	37.8	100.0	35.2	100.0	31.7	30.2	3	42.51	2.1	66.73	1.4
	<b>FSWBC_single</b>	100.0	37.8	100.0	35.2	100.0	31.7	7.11	12.8	15.81	5.8	35.36	2.6
	<b>FSWBC</b>	100.0	37.8	100.0	35.2	100.0	31.7	2.3	39.5	4.94	18.4	11.23	8.1

TABLE 6  
The search performance comparison on SIFT1B with LSH.

bit	method	accuracy (pre@K) for KNN						efficiency for KNN					
		K =1		K =10		K =100		K =1		K =10		K =100	
		WBC (%)	ANN (%)	WBC (%)	ANN (%)	WBC (%)	ANN (%)	Time (ms)	Speed up	Time (ms)	Speed up	Time (ms)	Speed up
32	Linear Scan	100.0	2.9	100.0	2.8	100.0	2.2	25701.79	1.0	25701.79	1.0	25701.79	1.0
	MIH_Hamming	88.6	2.8	76.6	2.5	60.5	1.8	8.65	2971.3	8.65	2971.3	8.78	2927.3
	MIH_weighted	88.6	2.8	77.8	2.5	63.6	1.9	8.65	2971.3	8.67	2964.5	8.79	2924.0
	PQTable	100.0	2.9	100.0	2.8	100.0	2.2	8.48	3030.9	8.48	3030.9	8.62	2981.6
	FSWBC_single	100.0	2.9	100.0	2.8	100.0	2.2	8.34	3081.7	8.35	3078.1	8.45	3041.6
	FSWBC	100.0	2.9	100.0	2.8	100.0	2.2	8.34	3081.7	8.35	3078.1	8.45	3041.6
64	Linear Scan	100.	25.7	100.0	20.2	100.0	13.4	45117.23	1.0	45117.23	1.0	45117.23	1.0
	MIH_Hamming	35.8	19.6	40.3	14.6	40.4	9.1	10.05	4489.3	13.62	3312.6	25.86	1744.7
	MIH_weighted	39.6	20.9	50.3	17.2	53.6	11.3	10.14	4449.4	13.69	3295.6	26.29	1716.1
	PQTable	100.	25.7	100.0	20.2	100.0	13.4	20.34	2218.2	33.74	1337.2	75.56	597.1
	FSWBC_single	100.	25.7	100.0	20.2	100.0	13.4	10.81	4173.7	16.3	2767.9	38.73	1164.9
	FSWBC	100.	25.7	100.0	20.2	100.0	13.4	10.2	4423.3	15.63	2886.6	37.64	1198.7
128	Linear Scan	100.0	66.9	100.0	55.0	100.0	37.5	90930.07	1.0	90930.07	1.0	90930.07	1.0
	MIH_Hamming	34.4	54.4	41.9	41.7	45.1	26.5	46.75	1945.0	105.54	861.6	238.42	381.4
	MIH_weighted	44.5	59.8	62.5	50.5	70.0	34.4	54.84	1658.1	105.99	857.9	240.17	378.6
	PQTable	100.0	66.9	100.0	55.0	100.0	37.5	617.31	147.3	955.91	95.1	1803.9	50.4
	FSWBC_single	100.0	66.9	100.0	55.0	100.0	37.5	70.85	1283.4	195.77	464.5	578.49	157.2
	FSWBC	100.0	66.9	100.0	55.0	100.0	37.5	67.8	1341.2	187.89	484.0	555.18	163.8

are a little different. Nevertheless, FSWBC can effectively accelerate the search on the weighted binary codes.

Table 5 and Table 6 show the performance comparison of the search methods for the weighted binary codes generated by LSH on Places205 and SIFT1B, respectively. In terms of the search accuracy, MIH\_Hamming and MIH\_weighted still cannot perform the exact KNN search for the weighted binary code, resulting in the degraded performance of the weighted binary codes for the ANN search. In terms of the search efficiency, FSWBC is still more efficient than PQTable. Comparing the speed-up results of FSWBC and FSWBC\_single in Table 5 with the speed-up results in Table 6, these two methods achieve larger speed-up results in the larger dataset. For both 32 bits and 64 bits on SIFT1B, FSWBC and FSWBC\_single can accelerate the search to more than one thousand times the speed of the linear scan.

From Table 2 to Table 6, the results show that the proposed search methods can perform the exact KNN search for the different kinds of weighted binary codes on different datasets, and achieve an improvement on the search efficiency than linear scan, especially for the dataset SIFT1B which includes one billion binary codes.

### 6.3 Search Performance Analysis

As described in [39], there are two factors that influence the efficiency of the search process, the number of the probed buckets and the number of the compared candidates. Table 7 and Table 8 show the comparison of different search methods for the weighted binary codes learned by ITQ on GIST1M and learned by LSH on SIFT1B, respectively.

On GIST1M, FSWBC\_single is slower than FSWBC since FSWBC\_single probes the same number of the buckets as FSWBC does but compares more candidates. Although the Hamming distance computation is faster than the weighted Hamming distance computation, FSWBC is competitive to MIH\_Hamming for 32 bits since FSWBC probes less buckets and compares less candidates than MIH\_Hamming. Especially for returning 1NN on 32-bit binary codes, as FSWBC and FSWBC\_single probe 40% less buckets than MIH\_Hamming, they are faster than MIH\_Hamming. PQTable is slower than FSWBC and FSWBC\_single from 32 bits to 128 bits as PQTable probes more buckets and candidates than FSWBC and FSWBC\_single. Compared to other methods, FSWBC\_single can reduce the practical storage cost as it adopts the single multi-index hash table.

On SIFT1B, FSWBC\_single is as fast as FSWBC for 32 bits since the length of the substring is 32 bits and they both use one hash table. FSWBC\_single is a little slower than FSWBC for 64 bits and 128 bits as FSWBC\_single compares a little more candidates than FSWBC. FSWBC and FSWBC\_single are both competitive to MIH\_Hamming for 32 bits and 64 bits due to the less probed buckets and the less compared candidates than MIH\_Hamming. PQTable is slower than FSWBC and FSWBC\_single from 32 bits to 128 bits as PQTable probes more buckets and candidates than FSWBC and FSWBC\_single. In terms of the practical storage cost for the hash tables to store binary codes, using the single multi-index hash table can effectively reduce the storage cost than using the multi-index hash tables. According to the results in Table 8, by replacing the multi-index hash

TABLE 7  
The search performance analysis on GIST1M.

bit	method	$K = 1$			$K = 10$			$K = 100$			Storage (MB)
		Time (ms)	buckets	candidates	Time (ms)	buckets	candidates	Time (ms)	buckets	candidates	
32	MIH_Hamming	0.13	20	4469	0.19	68	6327	0.38	217	11637	15.9
	PQTable	1.66	26	5045	2.08	60	6900	3.16	161	11366	15.9
	FSWBC_single	0.09	12	4480	0.22	41	6458	0.63	138	12280	13.7
	FSWBC	0.08	12	4380	0.19	41	5935	0.55	138	10478	15.9
64	MIH_Hamming	0.69	288	14165	1.28	690	26549	2.44	1523	48289	27.6
	PQTable	13.44	956	39404	18.15	1415	52291	26.90	2297	73728	27.6
	FSWBC_single	2.11	250	25360	4.84	607	52365	10.42	1378	102915	25.6
	FSWBC	1.33	250	14727	3.02	607	27037	6.39	1378	48869	27.6
128	MIH_Hamming	6.47	2230	67395	10.56	4163	106668	16.25	7302	159670	54.1
	PQTable	130.20	12623	226645	154.70	15585	263330	187.49	19783	305136	54.1
	FSWBC_single	35.91	2172	231884	59.70	4140	361761	89.09	7405	498446	49.5
	FSWBC	13.78	2172	70597	23.37	4140	112344	38.91	7405	166520	54.1

TABLE 8  
The search performance analysis on SIFT1B.

bit	method	$K = 1$			$K = 10$			$K = 100$			Storage (MB)
		Time (ms)	buckets	candidates	Time (ms)	buckets	candidates	Time (ms)	buckets	candidates	
32	MIH_Hamming	8.65	8	2648	8.65	51	2697	8.78	317	3122	13,365.3
	PQTable	8.48	2	1	8.48	6	10	8.62	38	100	13,365.3
	FSWBC_single	8.34	2	1	8.35	6	10	8.45	38	100	13,365.3
	FSWBC	8.34	2	1	8.35	6	10	8.45	38	100	13,365.3
64	MIH_Hamming	10.05	1725	9548	13.62	7125	26799	25.86	26671	80146	27,296.3
	PQTable	20.34	1047	11982	33.74	2538	23744	75.56	7625	57155	27,296.3
	FSWBC_single	10.81	434	6219	16.3	1670	16862	38.73	6500	51340	24,319.0
	FSWBC	10.2	434	6074	15.63	1670	14681	37.64	6500	47383	27,296.3
128	MIH_Hamming	46.75	37475	149762	105.54	117339	367169	238.42	341004	845881	53,711.1
	PQTable	617.31	62290	428009	955.91	99390	623251	1803.9	185956	1007101	53,711.1
	FSWBC_single	70.85	10136	114475	195.77	30762	278245	578.49	91726	658012	42,190.0
	FSWBC	67.8	10136	106672	187.89	30762	255151	555.18	91726	589718	53,711.1

TABLE 9  
The decision criterion comparison on SIFT1B.

bit	method	$K = 1$			$K = 10$			$K = 100$		
		Time (ms)	buckets	candidates	Time (ms)	buckets	candidates	Time (ms)	buckets	candidates
32	FSWBC	8.34	2	1	8.35	6	10	8.45	38	100
	FSWBC_sort	8.34	2	1	8.35	6	10	8.45	38	100
	FSWBC_PQ	8.34	2	1	8.35	6	10	8.45	38	100
64	FSWBC	10.2	434	6074	15.63	1670	14681	37.64	6500	47383
	FSWBC_sort	10.49	434	5715	15.95	1670	16089	38.05	6500	48988
	FSWBC_PQ	19.67	1047	11982	32.42	2538	23744	71.12	7625	57155
128	FSWBC	67.8	10136	106672	187.89	30762	255151	555.18	91726	589718
	FSWBC_sort	68.46	10137.24	106099.4	189.17	30763	254849	558.07	91726	589635
	FSWBC_PQ	551.29	62290.81	428009	676.01	99390	623251	1218.58	185957	1007101

tables with the single multi-index hash table, almost 10% and 20% storage cost can be reduced for 64 bits and 128 bits, respectively. Hence, by using the single multi-index hash table, FSWBC\_single can effectively reduce the storage cost with little additional search cost compared to FSWBC on SIFT1B.

Table 9 shows the comparison of different decision criterion in the decision module on SIFT1B. In the table, FSWBC\_sort denotes the decision criterion in [48] and FSWBC\_PQ denotes the decision criterion in PQTable [46]. According to the results, FSWBC, FSWBC\_sort, and FSWBC\_PQ have the same time cost for 32 bits since the length of the substring is equal to the length of the binary code and thus they use one hash table. FSWBC\_sort and FSWBC are both faster than FSWBC\_PQ for 64 bits and 128 bits as FSWBC\_PQ probes more buckets and compares more candidates. In general, FSWBC\_sort probes less buckets and compares less candidates than FSWBC. However, the reduction is not much and FSWBC\_sort needs addition computational cost for generating the probing sequence of the substrings. Therefore, FSWBC\_sort is slower than FSWBC. By comparing FSWBC\_PQ in Table 9 with PQTable in Table 8, PQTable is slower than FSWBC with the same decision criterion, which demonstrates that FSWBC is more efficient in the bucket search procedure than PQTable as FSWBC is designed based on the characteristics of weighted binary codes.

## 7 CONCLUSION

In this paper, we focus on the  $K$  nearest neighbor search problem on binary codes in weighted Hamming space. By separating the binary codes into multiple disjoint substrings as the indices of the table buckets, we propose a search framework to iteratively probe the buckets and find the query's nearest neighbors. The experiments show that the proposed search framework can achieve orders of magnitude speed up especially when the size of the dataset is large. In addition, we design a single multi-index hash table, which can replace the multi-index hash tables and reduce the practical storage cost in the search process.

Our current work has indicated the effectiveness of the search framework for the static binary dataset. In the future work, it would be interesting to consider about the dynamic binary datasets where the dataset items become available gradually.

## ACKNOWLEDGMENTS

This work was supported in part by NSFC-Shenzhen Robot Jointed Founding under Grant U1613215, in part by the Shenzhen Municipal Development and Reform Commission (Disciplinary Development Program for Data Science and Intelligent Computing), and in part by the Key-Area Research and Development Program of Guangdong Province under Grant 2019B010137001.

## REFERENCES

- [1] M. Calonder, V. Lepetit, M. Ozuysal, T. Trzcinski, C. Strecha, and P. Fua, "Brief: Computing a local binary descriptor very fast," *IEEE Trans. on Pattern Anal. and Mach. Intell.*, vol. 34, no. 7, p. 1281, 2012.
- [2] E. Rublee, V. Rabaud, K. Konolige, and G. Bradski, "Orb: An efficient alternative to sift or surf," in *Proceedings of the IEEE International Conference on Computer Vision*, Nov 2011, pp. 2564–2571.
- [3] S. Leutenegger, M. Chli, and R. Y. Siegwart, "Brisk: Binary robust invariant scalable keypoints," in *Proceedings of the IEEE International Conference on Computer Vision*, Nov 2011, pp. 2548–2555.
- [4] A. Alahi, R. Ortiz, and P. Vanderghenst, "Freak: Fast retina keypoint," in *Proceedings of the IEEE Conference on Computer Vision and Pattern Recognition*, 2012, pp. 510–517.
- [5] L. Han, G. Zhou, L. Xu, and L. Fang, "Beyond sift using binary features in loop closure detection," in *IEEE/RSJ International Conference on Intelligent Robots and Systems*, 2017, pp. 4057–4063.
- [6] V. Balntas, L. Tang, and K. Mikolajczyk, "Binary online learned descriptors," *IEEE Trans. on Pattern Anal. and Mach. Intell.*, vol. 40, no. 3, pp. 555–567, March 2018.
- [7] K. Lin, J. Lu, C. Chen, J. Zhou, and M. Sun, "Unsupervised deep learning of compact binary descriptors," *IEEE Trans. on Pattern Anal. and Mach. Intell.*, vol. 41, no. 6, pp. 1501–1514, 2019.
- [8] Y. Duan, J. Lu, J. Feng, and J. Zhou, "Context-aware local binary feature learning for face recognition," *IEEE Trans. on Pattern Anal. and Mach. Intell.*, vol. 40, no. 5, pp. 1139–1153, 2018.
- [9] D. G. Lowe, "Distinctive image features from scale-invariant keypoints," *International Journal of Computer Vision*, vol. 60, no. 2, pp. 91–110, 2004.
- [10] X. Wei, J. Luo, J. Wu, and Z. Zhou, "Selective convolutional descriptor aggregation for fine-grained image retrieval," *IEEE Trans. on Image Processing*, vol. 26, no. 6, pp. 2868–2881, 2017.
- [11] C. Li, C. Deng, L. Wang, D. Xie, and X. Liu, "Coupled cycle-gan: Unsupervised hashing network for cross-modal retrieval," in *AAAI Conference on Artificial Intelligence*, 2019, pp. 176–183.
- [12] J. Song, T. He, L. Gao, X. Xu, A. Hanjalic, and H. T. Shen, "Binary generative adversarial networks for image retrieval," in *AAAI Conference on Artificial Intelligence*, 2018, pp. 394–401.
- [13] H. Xie, Z. Mao, Y. Zhang, H. Deng, C. Yan, and Z. Chen, "Double-bit quantization and index hashing for nearest neighbor search," *IEEE Trans. on Multimedia*, vol. 21, no. 5, pp. 1248–1260, 2019.
- [14] X. Liu, Z. Li, C. Deng, and D. Tao, "Distributed adaptive binary quantization for fast nearest neighbor search," *IEEE Trans. on Image Processing*, vol. 26, no. 11, pp. 5324–5336, Nov 2017.
- [15] X. Liu, C. Deng, Y. Mu, and Z. Li, "Boosting complementary hash tables for fast nearest neighbor search," in *AAAI Conference on Artificial Intelligence*, 2017, pp. 4183–4189.
- [16] Z. Weng and Y. Zhu, "Online hashing with bit selection for image retrieval," *IEEE Trans. on Multimedia*, 2020.
- [17] S. Eghbali, H. Ashtiani, and L. Tahvildari, "Online nearest neighbor search using hamming weight trees," *IEEE Trans. on Pattern Anal. and Mach. Intell.*, vol. 42, no. 7, pp. 1729–1740, 2020.
- [18] J. Song, H. T. Shen, J. Wang, Z. Huang, N. Sebe, and J. Wang, "A distance-computation-free search scheme for binary code databases," *IEEE Trans. on Multimedia*, vol. 18, no. 3, pp. 484–495, 2016.
- [19] F. Shen, Y. Xu, L. Liu, Y. Yang, Z. Huang, and H. T. Shen, "Unsupervised deep hashing with similarity-adaptive and discrete optimization," *IEEE Trans. on Pattern Anal. and Mach. Intell.*, vol. 40, no. 12, pp. 3034–3044, 2018.
- [20] M. Lin, R. Ji, S. Chen, X. Sun, and C. Lin, "Similarity-preserving linkage hashing for online image retrieval," *IEEE Trans. on Image Processing*, vol. 29, pp. 5289–5300, 2020.
- [21] M. Lin, R. Ji, H. Liu, X. Sun, S. Chen, and Q. Tian, "Hadamard matrix guided online hashing," *International Journal of Computer Vision*, 2020.
- [22] V. E. Liong, J. Lu, L. Duan, and Y. Tan, "Deep variational and structural hashing," *IEEE Trans. on Pattern Anal. and Mach. Intell.*, vol. 42, no. 3, pp. 580–595, 2020.
- [23] F. Cakir, K. He, S. A. Bargal, and S. Sclaroff, "Hashing with mutual information," *IEEE Trans. on Pattern Anal. and Mach. Intell.*, vol. 41, no. 10, pp. 2424–2437, 2019.
- [24] W. Liu, C. Mu, S. Kumar, and S.-F. Chang, "Discrete graph hashing," in *Advances in Neural Information Processing Systems*, 2014, pp. 3419–3427.
- [25] J. Wang, T. Zhang, J. Song, N. Sebe, and H. T. Shen, "A survey on learning to hash," *IEEE Trans. on Pattern Anal. and Mach. Intell.*, vol. 40, no. 4, pp. 769–790, April 2018.
- [26] J. Lu, V. E. Liong, and J. Zhou, "Deep hashing for scalable image search," *IEEE Trans. on Image Processing*, vol. 26, no. 5, pp. 2352–2367, 2017.

- [27] Y. Gong, M. Pawlowski, F. Yang, L. Brandy, L. Bourdev, and R. Fergus, "Web scale photo hash clustering on a single machine," in *Proceedings of the IEEE Conference on Computer Vision and Pattern Recognition*, 2015, pp. 19–27.
- [28] W. Kehl, F. Tombari, N. Navab, S. Ilic, and V. Lepetit, "Hashmod: A hashing method for scalable 3d object detection," in *Proceedings of the British Machine Vision Conference*, 2015, pp. 36.1–36.12.
- [29] M. Lin, R. Ji, H. Liu, X. Sun, Y. Wu, and Y. Wu, "Towards optimal discrete online hashing with balanced similarity," in *AAAI Conference on Artificial Intelligence*, 2019, pp. 8722–8729.
- [30] H. Liu, R. Ji, J. Wang, and C. Shen, "Ordinal constraint binary coding for approximate nearest neighbor search," *IEEE Trans. on Pattern Anal. and Mach. Intell.*, vol. 41, no. 4, pp. 941–955, 2019.
- [31] J. Gui, T. Liu, Z. Sun, D. Tao, and T. Tan, "Fast supervised discrete hashing," *IEEE Trans. on Pattern Anal. and Mach. Intell.*, vol. 40, no. 2, pp. 490–496, 2018.
- [32] D. Wang, X. Gao, X. Wang, and L. He, "Label consistent matrix factorization hashing for large-scale cross-modal similarity search," *IEEE Trans. on Pattern Anal. and Mach. Intell.*, vol. 41, no. 10, pp. 2466–2479, 2019.
- [33] R. Zhang, L. Lin, R. Zhang, W. Zuo, and L. Zhang, "Bit-scalable deep hashing with regularized similarity learning for image retrieval and person re-identification," *IEEE Trans. on Image Processing*, vol. 24, no. 12, pp. 4766–4779, 2015.
- [34] F. Zhu, X. Kong, L. Zheng, H. Fu, and Q. Tian, "Part-based deep hashing for large-scale person re-identification," *IEEE Trans. on Image Processing*, vol. 26, no. 10, pp. 4806–4817, 2017.
- [35] B. Fan, Q. Kong, X. Yuan, Z. Wang, and C. Pan, "Learning weighted hamming distance for binary descriptors," in *Proceedings of the IEEE International Conference on Acoustics, Speech and Signal Processing*, 2013, pp. 2395–2399.
- [36] A. Gordo, F. Perronnin, Y. Gong, and S. Lazebnik, "Asymmetric distances for binary embeddings," *IEEE Trans. on Pattern Anal. and Mach. Intell.*, vol. 36, no. 1, pp. 33–47, 2014.
- [37] L. Zhang, Y. Zhang, J. Tang, K. Lu, and Q. Tian, "Binary code ranking with weighted hamming distance," in *Proceedings of the IEEE Conference on Computer Vision and Pattern Recognition*, 2013, pp. 1586–1593.
- [38] Z. Weng, W. Yao, Z. Sun, and Y. Zhu, "Asymmetric distance for spherical hashing," in *Proceedings of the IEEE International Conference on Image Processing*, 2016, pp. 206–210.
- [39] M. Norouzi, A. Punjani, and D. J. Fleet, "Fast exact search in hamming space with multi-index hashing," *IEEE Trans. on Pattern Anal. and Mach. Intell.*, vol. 36, no. 6, pp. 1107–1119, 2014.
- [40] L. Y. Duan, J. Lin, Z. Wang, T. Huang, and W. Gao, "Weighted component hashing of binary aggregated descriptors for fast visual search," *IEEE Trans. on Multimedia*, vol. 17, no. 6, pp. 828–842, 2015.
- [41] J. Zhang and Y. Peng, "Query-adaptive image retrieval by deep-weighted hashing," *IEEE Trans. on Multimedia*, vol. 20, no. 9, pp. 2400–2414, Sept 2018.
- [42] X. Liu, L. Huang, C. Deng, B. Lang, and D. Tao, "Query-adaptive hash code ranking for large-scale multi-view visual search," *IEEE Trans. on Image Processing*, vol. 25, no. 10, pp. 4514–4524, Oct 2016.
- [43] Z. Huang, Z. Wei, and G. Zhang, "Rwbd: Learning robust weighted binary descriptor for image matching," *IEEE Trans. on Circuits and Systems for Video Technology*, vol. PP, no. 99, pp. 1–1, 2017.
- [44] E. Ong and M. Bober, "Improved hamming distance search using variable length hashing," in *Proceedings of the IEEE Conference on Computer Vision and Pattern Recognition*, 2016, pp. 2000–2008.
- [45] H. Lai, Y. Pan, S. Liu, Z. Weng, and J. Yin, "Improved search in hamming space using deep multi-index hashing," *IEEE Trans. on Circuits and Systems for Video Technology*, vol. 29, no. 9, pp. 2844–2855, 2019.
- [46] Y. Matsui, T. Yamasaki, and K. Aizawa, "Pqtable: Nonexhaustive fast search for product-quantized codes using hash tables," *IEEE Trans. on Multimedia*, vol. 20, no. 7, pp. 1809–1822, July 2018.
- [47] S. Eghbali and L. Tahvildari, "Fast cosine similarity search in binary space with angular multi-index hashing," *IEEE Trans. on Knowledge and Data Engineering*, vol. 31, no. 2, pp. 329–342, 2019.
- [48] Z. Weng and Y. Zhu, "Efficient querying from weighted binary codes," in *AAAI Conference on Artificial Intelligence*, 2020, pp. 12346–12353.
- [49] A. Babenko and V. Lempitsky, "The inverted multi-index," *IEEE Trans. on Pattern Anal. and Mach. Intell.*, vol. 37, no. 6, pp. 1247–1260, June 2015.
- [50] H. Jegou, M. Douze, and C. Schmid, "Product quantization for nearest neighbor search," *IEEE Trans. on Pattern Anal. and Mach. Intell.*, vol. 33, no. 1, pp. 117–128, 2011.
- [51] A. Andoni and P. Indyk, "Near-optimal hashing algorithms for approximate nearest neighbor in high dimensions," in *Annual IEEE Symposium on Foundations of Computer Science*, 2006, pp. 459–468.
- [52] B. Zhou, A. Lapedriza, J. Xiao, A. Torralba, and A. Oliva, "Learning deep features for scene recognition using places database," in *Advances in Neural Information Processing Systems*, 2014, pp. 487–495.
- [53] F. Cakir, K. He, S. A. Bargal, and S. Sclaroff, "Mihash: Online hashing with mutual information," in *Proceedings of the IEEE International Conference on Computer Vision*, 2017, pp. 437–445.
- [54] A. Oliva and A. Torralba, "Modeling the shape of the scene: A holistic representation of the spatial envelope," *International Journal of Computer Vision*, vol. 42, no. 3, pp. 145–175, 2001.
- [55] A. Torralba, R. Fergus, and W. T. Freeman, "80 million tiny images: A large data set for nonparametric object and scene recognition," *IEEE Trans. on Pattern Anal. and Mach. Intell.*, vol. 30, no. 11, pp. 1958–1970, 2008.
- [56] Y. Gong, S. Lazebnik, A. Gordo, and F. Perronnin, "Iterative quantization: A procrustean approach to learning binary codes for large-scale image retrieval," *IEEE Trans. on Pattern Anal. and Mach. Intell.*, vol. 35, no. 12, pp. 2916–2929, 2013.
- [57] J.-P. Heo, Y. Lee, J. He, S.-F. Chang, and S.-E. Yoon, "Spherical hashing: Binary code embedding with hyperspheres," *IEEE Trans. on Pattern Anal. and Mach. Intell.*, pp. 2304–2316, 2015.



**Zhenyu Weng** is currently a senior research associate in School of Electronic and Computer Engineering, Peking University. He received his B.S. degree in Computer Science from Sun Yat-sen University in 2013 and his Ph.D. degree in Computer Applied Technology from Peking University in 2020. His research interests include computer vision, machine learning and multimedia information retrieval.



technology, communication and information security.

**Yuesheng Zhu** received his B.Eng. degree in radio engineering, M. Eng. degree in circuits and systems and Ph.D. degree in electronics engineering in 1982, 1989 and 1996, respectively. He is currently working as a professor at the Lab of Communication and Information Security, Shenzhen Graduate School, Peking University. He is a senior member of IEEE, fellow of China Institute of Electronics, and senior member of China Institute of Communications. His interests include digital signal processing, multimedia



**Ruixin Liu** received bachelor's degree in the Software College, Northeastern University, Shenyang, China in 2018. She is pursuing her Ph.D degree under the supervision of Yuesheng Zhu in School of Electronics Engineering and Computer Science, Peking University. Her research interests include computer vision and deep learning.