

SREC: Proactive Self-Remedy of Energy-Constrained UAV-Based Networks via Deep Reinforcement Learning

Ran Zhang*, Miao Wang*, and Lin X. Cai†

* Department of Electrical and Computer Engineering, Miami University, Oxford, USA

† Department of Electrical and Computer Engineering, Illinois Institute of Technology, Chicago, USA

Email: *{zhangr43, wangm64}@miamioh.edu, †lincai@iit.edu

Abstract—Energy-aware control for multiple unmanned aerial vehicles (UAVs) is one of the major research interests in UAV based networking. Yet few existing works have focused on how the network should react around the timing when the UAV lineup is changed. In this work, we study proactive self-remedy of energy-constrained UAV networks when one or more UAVs are short of energy and about to quit for charging. We target at an energy-aware optimal UAV control policy which proactively relocates the UAVs when any UAV is about to quit the network, rather than passively dispatches the remaining UAVs after the quit. Specifically, a deep reinforcement learning (DRL)-based self remedy approach, named SREC-DRL, is proposed to maximize the accumulated user satisfaction scores for a certain period within which at least one UAV will quit the network. To handle the continuous state and action space in the problem, the state-of-the-art algorithm of the actor-critic DRL, i.e., deep deterministic policy gradient (DDPG), is applied with better convergence stability. Numerical results demonstrate that compared with the passive reaction method, the proposed SREC-DRL approach shows a 12.12% gain in accumulative user satisfaction score during the remedy period.

I. INTRODUCTION

Unmanned aerial vehicles (UAVs) have been demonstrating dazzling potentials in future wireless communications due to flexible 3-D mobility and higher chance of Line-of-Sight (LoS) links to ground users compared to the terrestrial base stations (BSs) [1]. UAVs equipped with wireless transceivers have found applications in a multitude of fields, such as emergency rescue, UAV-based heterogeneous networks (HetNets), rural Internet service support, traffic monitoring and control, cached content delivery, etc.. In various applications, UAVs serve as either relays to collect or disseminate data, or additional access points to improve the communication performance.

While having a bright future, UAV-based communications still face a number of research challenges. Many related works have been conducted in various aspects, such as resource allocation, deployment, and trajectory design [2]–[4]. Compared with those studied in terrestrial networks, UAV-based problems have extra dimensions due to UAV mobility. Particularly, for UAV trajectory design, the target performance metric usually

considers UAV and/or user dynamics for a range of time slots, thus being sophisticated especially when multiple UAVs need coordinating. The conventional optimization or rule-based approaches have been increasingly labored when dealing with such problems. Thanks to the recent advance in machine learning, reinforcement learning (RL) and deep RL (DRL) techniques [5] are becoming promising solutions to UAV-based problems [6]–[8]. Bearing the nature of maximizing accumulative future return, (D)RL is strongly capable of handling complex state and action space in time-varying environment with limited to even zero domain knowledge. For instance, Klaine *et al.* [6] proposed a distributed Q-learning approach to find best UAV positions that maximize the total amount of covered users with time-varying user distributions. Singh *et al.* [7] exploited Deep Q-learning (DQL) to optimize the inter-cell interference coordination in UAV-based HetNets. Liu *et al.* [8] employed double Q-learning to design optimal trajectories for multiple UAVs which maximize the number of satisfied users with time-constrained service requirements.

In addition to the space mobility, energy management is another major research interest for UAV-based networks as UAVs are usually powered by battery. Quite a few research works have considered energy-related UAV control. For instance, Sun *et al.* [9] designed optimal 3D trajectories for a single solar-powered UAV and identified the tradeoff between communication performance and solar energy harvesting. Liu *et al.* [10] exploited the DRL approach to devise an optimal UAV control policy that jointly maximizes the energy efficiency, fairness and coverage performance of UAV networks. However, there are few works in the existing literature that focus on how the network should react around the timing when one or more UAVs are short of energy and demand to leave for charging. By “react”, only passive respond after any UAV quits the network is not enough, the network is anticipated to identify the upcoming change in UAV lineup and proactively take effective actions in advance to minimize performance loss during the transition to another steady state. Such procedure is referred to as proactive self-remedy in this paper.

Therefore, in this work, we study proactive self-remedy of energy-constrained UAV-based networks when one or more

UAVs are running out of battery and about to quit for charging. We target at an energy-aware optimal UAV control policy which proactively relocates the UAVs when any UAV is about to quit the network, rather than passively dispatches the remaining UAVs after the quit. Specifically, the contributions of the paper are summarized as follows.

- A DRL-based approach for self-remedy of energy constrained UAV networks, named as SREC-DRL, is proposed. The approach is designed to maximize the accumulated user satisfaction scores for a certain period within which at least one UAV will quit the network. DRL techniques are employed due to its policy-oriented nature of maximizing the accumulated future return.
- The SREC-DRL approach identifies the UAV positions and battery status as states, moving directions and distances as actions, and user satisfaction score as instantaneous reward. As energy-aware UAV control is a continuous problem, the state-of-the-art actor-critic method, Deep Deterministic Policy Gradient (DDPG) [11], is applied as an implementation of DRL to handle the continuous state and action space.
- Numerical results are presented to demonstrate the efficacy of the proposed approach. Compared with the passive reaction method, SREC-DRL shows a 12.12% gain during the remedy period.

The remainder of the paper is organized as follows. Section II describes the system model. Section III introduces preliminary knowledge on DRL and the applied DDPG algorithm. Section IV elaborates the detailed design of the proposed SREC-DRL approach. Numerical results are presented in Section V. Finally, Section VI concludes the paper.

II. SYSTEM MODEL

In this section, the system model is depicted from four aspects: network setup, spectrum access, energy-related setup, and system objectives.

A. Network Setup

We consider a target area \mathbf{A} with a set \mathbf{S}_{ur} of N_u ground users, as shown in Fig. 1. The target area is (but not limited to) an L -by- L square. A percentage p of the users are randomly distributed around certain scattered hot spots while the rest are uniformly distributed throughout \mathbf{A} . A group \mathbf{S}_{UAV} of N_{UAV} UAVs fly horizontally within \mathbf{A} at a fixed altitude H to provide QoS guaranteed communications to the ground users. The antennas of each UAV are strongly directional, such that most of the energy is focused within an aperture angle of θ right below the UAV. Thus the ground coverage \mathbf{R} of a UAV is considered to be a disk area with radius $r = H \tan(\frac{\theta}{2})$ as shown in Fig. 1. Users will not receive interference from one UAV if they are outside its coverage disk.

B. Spectrum Access

All the UAVs are considered to have connections (e.g., satellite links) to external networks (e.g., Internet). These links are set to occupy disjoint spectrum from that of UAV-user

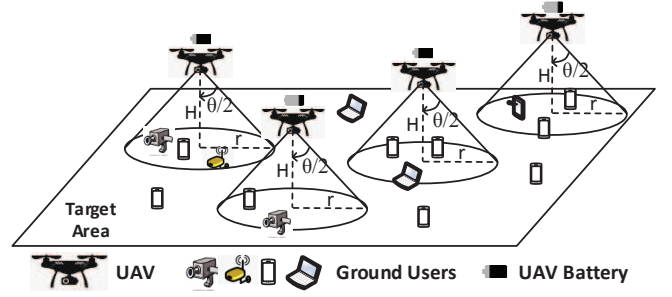


Fig. 1: UAV coverage range as a disk area.

links, thus having no mutual interference. The path loss from UAV i to ground user u follows a commonly adopted model proposed by Al-Hourani *et al.* [12] as given below,

$$PL_{iu} = 20 \log_{10} \left(\frac{4\pi f_c d_{iu}}{c} \right) + \eta \quad (\text{dB}), \quad (1)$$

where f_c denotes the center frequency of the occupied spectrum, d_{iu} denotes the 3-D distance from UAV i to user u , c denotes the light speed, and η denotes additional loss which has different values for LoS or non-LoS links. With the considered path loss, the signal-to-interference-and-noise ratio (SINR) from UAV i to user u is obtained as

$$SINR_{iu} = \frac{P_t G_{iu}}{n_0 + \sum_{j \in \mathbf{S}_{u'} \setminus \{i\}} P_t G_{ju}} \quad (2)$$

where $G_{iu} = 10^{-PL_{iu}/20}$.

In Eq. (2), P_t and n_0 is the power spectrum density (psd) for UAV transmission and noise, respectively; $\mathbf{S}_{u'}$ denotes the set of UAVs having user u in their coverage.

Each user is considered to have a minimum throughput requirement r_u . A user can access a UAV only when its QoS requirement can be satisfied, i.e.,

$$W_{iu} \log_2 (1 + SINR_{ui}) \geq r_u, \quad (3)$$

where W_{iu} denotes the bandwidth assigned by UAV i to the user. Each user is allocated to the UAV that provides the best SINR with enough available bandwidth, according to Eq. (3).

C. Energy-Related Setup

Each UAV i is battery-powered with initial energy E_0^i . The timing is divided into a sequence of time slots, each with duration T . In each time slot t , each UAV spends at most $T_1 < T$ to move a distance of $d_t^i \in [0, d_{max}]$ at a constant speed v in the direction of $\alpha_t^i \in [0, 2\pi)$, and hovers in the new position for the rest of time to interact with the environment. The induced power of level flight is given as follows according to [13] Eq. (7.10),

$$P_{level} = \frac{W}{\sqrt{2\rho A}} \frac{1}{\sqrt{v^2 + \sqrt{v^4 + 4V_h^4}}}, \quad (4)$$

where $V_h = \sqrt{\frac{W}{2\rho A}}$, W is the weight of UAV in Newton (N), ρ is the air density, and A is the total area of UAV rotor disks. It can be inferred that the power of level flight is interestingly

less than that of hovering due to the speed. Therefore, the energy consumption EC_t^i for UAV i in time slot t is given as

$$EC_t^i = E_{FLT}(v, d_t^i, T) + E_{TX}(W_t^i, P_t, T) + E_{OP}(T). \quad (5)$$

The energy consumption of a UAV is divided into three parts: one part due to flight as a function of level speed v , flight distance d_t^i and slot duration T , one part due to signal transmission as a function of total occupied bandwidth W_t^i , psd P_t and T , and one part due to operational cost assumed to be proportional to T . Denote the residual battery energy of UAV i at the end of time slot t as E_t^i . When E_t^i is below a threshold E_{Thre} , UAV i will quit the network for charging.

D. System Objectives

The system aims to find a control policy that maximizes the accumulative user satisfaction scores within a period of N_T time slots, given the user locations and energy status of each UAV. Particularly, when one UAV is running out of battery and about to quit, the system is expected to take actions in advance before the quit to reduce service holes as much as possible, rather than start dispatching after the UAV quits.

The user satisfaction score SC_t at time slot t is defined as:

$$SC_t := \left(\sum_{u \in \mathcal{S}_{ur}} X_t^u \right)^\beta, \quad (6)$$

where $X_t^u \in \{0, 1\}$ takes 1 when user u is served with satisfied QoS requirement and 0 when not, and $\beta > 0$ is a factor representing how much we care about the user satisfaction relative to the number of users that get served in time slot t .

III. PRELIMINARIES

In a general reinforcement learning (RL) context, an RL agent interacts with a system environment and gets a reward r_t for taking an action A_t in a system state S_t at epoch t . The agent targets at a policy π which determines the best action A for different system states S to maximize the future cumulative long-term rewards R defined as $R = \sum_{t=0}^{\infty} \gamma^t r_{t+1}$, $\gamma \in [0, 1]$. Q-learning (QL) [14] is the most commonly used value-based method to get the optimal π . Instead of optimizing π directly, QL embarks on evaluating the value function $Q(S, A)$ of taking action A at state S . Then the optimal policy is $\pi^*(S) = \arg \max_A Q(S, A)$. From the Bellman Optimality Equation [15], $Q(S, A)$ can be updated with guaranteed convergence as follows,

$$Q_{t+1}(S_t, A_t) = Q_t(S_t, A_t) + \alpha \left[r_{t+1} + \gamma \max_A Q_t(S_{t+1}, A) - Q_t(S_t, A_t) \right], \quad (7)$$

where t is the epoch and α is the tunable learning rate. One of the major drawbacks of QL is that the agent needs to maintain a Q -matrix for each possible state and action, which will suffer from ‘‘curse of dimensionality’’ when the state space is large or even infinite. This is often the case in the field of communications and networking. In light of this, DRL is proposed exploiting one or multiple deep neural networks (DNNs) as approximator(s) of the $Q(\cdot)$ function and/or the

action decider. As a representative, deep QL (DQL) employs a DNN, referred to as deep Q-network (DQN), to approximate the $Q(\cdot)$ function. Compared to the Q -matrix, DQN makes the input dimension equal to the cardinality of the state space, thus solving the memory anxiety of the standard Q-learning. The DQN is trained by minimizing the loss function below [16]:

$$\mathcal{L}(\theta_Q) = \mathbb{E}[y_t - Q(S_t, A_t | \theta_Q)]^2, \quad (8)$$

where θ_Q is the weight set of DQN, y_t is the target value given by

$$y_t = \begin{cases} r_{t+1}, & \text{if } S_t \text{ is terminal state;} \\ r_{t+1} + \gamma \max_{A_{t+1}} Q(S_{t+1}, A_{t+1} | \theta_Q), & \text{otherwise.} \end{cases} \quad (9)$$

DQL only applies to problems with low-dimensional discrete action space. For a variety of problems in communication field such as power control and UAV movement control (considered in this paper), the action space is continuous. Discretizing the action space is feasible, but resulting in extremely long training period and/or considerable accuracy loss. Actor-critic RL (AC-RL) [17] well solves the problem by employing DNNs to approximate both the $Q(\cdot)$ function (critic) and the action decider (actor). Instead of DQN, the actor network is used to determine the action and updates itself in a policy gradient manner.

Among all the AC-RL algorithms, DDPG is considered one of the best in solving the convergence instability problems [11]. Specifically, DDPG adopts target networks for both the critic network ($Q(S, A | \theta_Q)$) and actor network ($\mu(S | \theta_\mu)$). The target networks, denoted as $Q'(S, A | \theta_{Q'})$ and $\mu'(S | \theta_{\mu'})$, have the same hyper-parameter setting and initialization as $Q(S, A | \theta_Q)$ and $\mu(S | \theta_\mu)$, respectively, but are updated slowly in each epoch as follows:

$$\begin{aligned} \theta_{Q'} &= \tau \theta_Q + (1 - \tau) \theta_{Q'} \\ \theta_{\mu'} &= \tau \theta_\mu + (1 - \tau) \theta_{\mu'} \end{aligned} \quad (10)$$

where $\tau \ll 1$. Such slow update prevents the target value y_t from being affected too much by a bad deviation in θ_Q or θ_μ , thus significantly improving the convergence stability. With DDPG, the target y_t in Eq. (9) is estimated by

$$y_t = \begin{cases} r_{t+1}, & \text{if } S_t \text{ is terminal state;} \\ r_{t+1} + \gamma Q'(S_{t+1}, \mu'(S_{t+1} | \theta_{\mu'}) | \theta_{Q'}), & \text{otherwise.} \end{cases} \quad (11)$$

The actor network is updated as follows,

$$\begin{aligned} \nabla_{\theta_\mu} J &\approx \mathbb{E}[G_a G_\mu], \\ \text{where } G_a &= \nabla_{\mu(S | \theta_\mu)} Q(S, A | \theta_Q), \\ G_\mu &= \nabla_{\theta_\mu} \mu(S | \theta_\mu). \end{aligned} \quad (12)$$

IV. DESIGN OF SREC-DRL APPROACH

In this section, detailed design of the proposed SREC-DRL approach is elaborated. A well-trained centralized SREC-DRL agent periodically collects the states of the UAV-based network in each time slot (i.e., epoch), finds the best action to take, and directs the UAVs to move via the backhaul links of UAV. To train the agent, the states, actions, state transitions, reward functions, and tune-ups are explained as follows.

A. State Definition

The system has three groups of states: UAV positions, residual battery energy of each UAV, and whether each UAV has quit the network.

- The positions of UAVs directly affect the number of served users in each epoch, thus largely affecting the maximization objectives. As the UAVs fly horizontally, we only care about the 2-D coordinates (x_t^i, y_t^i) , $\forall i \in \mathbf{S}_{UAV}$ at epoch $t \leq N_T$. The movements of UAVs are bounded within the target area \mathbf{A} , so $x_t^i, y_t^i \in [0, L]$.
- The residual battery energy of UAVs is another key factor. It is expected to have little impact on the UAV movement when the energy of all UAVs are abundant. But when the battery of any UAV is close to E_{Thre} , this factor is expected to have significant influence on the movement of UAVs. The SREC-DRL agent will learn from the experiences the critical timing for $\{E_t^i\}$ to take part in the game. Moreover, E_t^i is bounded in $[E_{Thre}, E_0^i]$.
- Whether one UAV quits the network is also involved as part of the environment states. Let q_t^i be the indicator of whether UAV i quits the network at epoch t , with value 1 indicating “not quit”, and 0 indicating “quit”. Although the residual battery energy *implicitly* indicates q_t^i , lack of this information as *explicit* states will significantly increase the non-linearity of the learning task, leading to convergence at local optimum.

Collectively, the formal state vector of SREC-DRL is defined as $S_t = [x_t^1, \dots, x_t^{N_{UAV}}, y_t^1, \dots, y_t^{N_{UAV}}, E_t^1, \dots, E_t^{N_{UAV}}, q_t^1, \dots, q_t^{N_{UAV}}]$, with cardinality of $4N_{UAV}$.

B. Action Definition

As the training takes place in a centralized agent, the action A_t of SREC-DRL in epoch t corresponds to collective actions from all the UAVs. The action of each UAV consists of two factors: moving direction $\alpha_t^i \in [0, 2\pi)$ and moving distance $d_t^i \in [0, d_{max}]$. In other words, each UAV could keep still in its current position or move in any direction with a maximum distance d_{max} . Therefore, the formal action vector of SREC-DRL is defined as $A_t = [\alpha_t^1, \dots, \alpha_t^{N_{UAV}}, d_t^1, \dots, d_t^{N_{UAV}}]$, with cardinality of $2N_{UAV}$.

C. State Transition

The terminal state is largely coupled with the definition of the instantaneous reward. In SREC-DRL, one episode ends in two situations: *i*) whenever any UAV moves out of boundaries, i.e., x_t^i (or y_t^i) < 0 or x_t^i (or y_t^i) $> L$; *ii*) when t reaches the period end N_T . When reaching the terminal state, the agent ends the current episode and starts a new one. The objective is to maximize the accumulated reward of one episode.

The state space and action space will be different after one UAV quits the network. Suppose UAV i quits the network at epoch t_q . Then x_t^i, y_t^i, E_t^i and q_t^i keep unchanged for any $t > t_q$. For actions, no matter what values of α_t^i and d_t^i are suggested by the actor network, d_t^i is always treated as 0; UAV i is always excluded when calculating the reward.

D. Reward Function Design

Denote the reward for epoch t as r_t . The epoch reward is designed as a function of user satisfaction score SC_t :

$$r_t = \left(\frac{\sum_{u \in \mathbf{S}_{ur}} X_t^u}{N_u} \right)^\beta = \frac{EC_t}{(N_u)^\beta}. \quad (13)$$

where the numerator is the user satisfaction score in epoch t . We divide EC_t by $(N_u)^\alpha$ because empirically speaking, it is preferable to keep the absolute value of the instantaneous reward within 1 for better convergence performance. Moreover, when $\beta > 1$, the reward difference for different $(\sum_{u \in \mathbf{S}_{ur}} X_t^u)$ values is amplified. This is to promote the agent to take advanced actions when one UAV is about to quit the network. But β cannot be too large as it may end up with lower converged return in practical simulations.

Algorithm 1 SREC-DRL Approach

- 1: Randomly initialize critic network $Q(S, A|\theta_Q)$ and actor network $\mu(S|\theta_\mu)$;
 - 2: Initialize the target networks $Q'(S, A|\theta_{Q'})$ and $\mu'(S|\theta_{\mu'})$ with the same weights: $\theta_{Q'} := \theta_Q, \theta_{\mu'} := \theta_\mu$;
 - 3: **for** episode $:= 1, \dots, N$ **do**
 - 4: Obtain the initial state S_1 , IsTerminal := False;
 - 5: **for** epoch $t := 1, \dots, N_T$ **do**
 - 6: $A_t = \mu(S|\theta_\mu) + \mathcal{N}$, where \mathcal{N} is stochastic noise with zero mean and decaying variance over t ;
 - 7: Execute A_t and observe next state S_{t+1} ;
 - 8: **for** UAV $i := 1, \dots, N_{UAV}$ **do**
 - 9: **if** UAV i has quit the network **then**
 - 10: $S_{t+1}^i := S_t^i$, where $S_t^i = \{x_t^i, y_t^i, E_t^i, q_t^i\}$;
 - 11: Exclude UAV i when calculating r_{t+1} ;
 - 12: **end if**
 - 13: **if** UAV i goes out of boundaries **then**
 - 14: Cancel the movement of UAV i ;
 - 15: IsTerminal := True;
 - 16: **end if**
 - 17: **end for**
 - 18: Calculate r_{t+1} ;
 - 19: Store the experience $(S_t, A_t, r_{t+1}, S_{t+1})$ into experience replay buffer B ;
 - 20: Obtain a random minibatch of samples from B ;
 - 21: Update θ_Q according to Eq. (8)(11);
 - 22: Update θ_μ according to Eq. (12);
 - 23: Update $\theta_{Q'}$ and $\theta_{\mu'}$ according to (10);
 - 24: Break if IsTerminal==True;
 - 25: **end for**
 - 26: **end for**
-

An alternative design of reward function is to assign negative rewards as punishment when any UAV moves out of boundaries. The reward function will be something like:

$$r_t = \begin{cases} (\sum_{u \in \mathbf{S}_{ur}} X_t^u / N_u)^\beta, & \text{if inside boundaries} \\ p, & \text{otherwise} \end{cases} \quad (14)$$

where p can be a negative constant or negatively proportional

to the number UAVs outside the boundaries. Accordingly, when one UAV moves out of boundaries, the movement will be cancelled, and a punishment will be issued. As a result, each episode will all have N_T epochs. While being feasible, this design may be more difficult towards convergence. This is because empirically a good reward design needs to make the negative rewards "combat" the positive ones closely during the training for better convergence performance. However, the percentages of positive and negative rewards keep changing during the training, thus very likely taking more iterations to tune the relative values between positive and negative rewards.

E. Agent and Training Tune-Ups

The critic and actor DNNs should be just large enough to well learn the input-output mappings and prevent overfitting. Both the critic and actor DNNs exploit 2 fully connected hidden layers, each having 400 and 300 neurons, respectively. To bound the actions as defined in Subsection IV-B, *tanh* and *scaling* layers are used in the actor DNN. For both networks, ReLU function and L_2 regularization is used for activation and overfitting prevention, respectively. The learning rates for updating both DNNs is 10^{-4} . A larger learning rate in our case tends to result in convergence instability or local optimum. The mini-batch size is 512 and input normalization is adopted.

As for RL training, both target networks are updated slowly with $\tau = 0.001$. DDPG exploits an exploration algorithm where the output of the actor network is added with a random noise of zero mean and decaying variance. In our implementation, the initial variance is 0.6 and decays at a rate of 0.9995. The discount factor γ is set to 0.9. A higher γ forces the agent to consider the future rewards more, thus making convergence harder. Experience replay is adopted with enough buffer size for all the experiences. In our implementation, insufficient buffer size will make the agent lose failure experiences at early stage, subsequently causing notable instability during training. The SREC-DRL approach is presented in Algorithm 1.

V. NUMERICAL RESULTS

A. Simulation Setup

The target area is square with 10×10 square units. Each unit is 100 meters. The training is conducted using Reinforcement Learning Toolbox of Matlab 2020a on a Windows 10 server with Intel Core i7-7700 CPU @ 3.60GHz and 16GB RAM. The training has maximum 10000 episodes, each having up to 100 epochs. The trained agent is tested for a period of $N_T = 100$ epochs. Moreover, the communication-related power of UAVs is considered negligible compared to the flight/hovering power. The main parameters are summarized in Table I below¹.

B. Simulation Results

The episode-wise accumulated user satisfaction scores during training are first presented in Fig. 2. Three configurations are considered: 5 UAVs all with sufficient battery energy, 5 UAVs of which one UAV quits the network, 4 UAVs

¹Note that *unit·s* in the table indicates that the value is a product of power (1 power unit = 9.428W according to (4)) and time (unit is second).

Parameters	Values
UAV level speed v	40km/h
UAV weight W , air density	$4kg \times 9.8m/s^2$, $1.225kg/m^3$
Total area of rotor disks A	$0.18m^2$
UAV height H , aperture angle θ	3 units, 60°
Max. distance per epoch d_{max}	1 unit
Spectrum center frequency f_c	2GHz
Spectrum access technology	LTE with resource blocks (RBs)
Spectrum and RB bandwidth	4.5MHz and 180kHz
psd of transmission and noise	-49.5dBm, -174dBm
Required user throughput r_u	250kbps
LOS path loss parameter η	1dB
Time duration per epoch T	10s
Max. UAV moving (communication) time per epoch T_1 ($T - T_1$)	9s (1s)
Factor of user satisfaction score β	2
Energy threshold to quit E_{Thre}	150 unit·s

TABLE I: Summary of Main Parameters

all with sufficient battery energy. It is shown that all the three configurations converge eventually. Configurations with 5 UAVs converge much more slowly than the one with 4 UAVs. Note that what is in the y-axis is not the episode reward, but the average reward over the latest 200 episodes. The reason is that instead of converging to a single constant value, each curve eventually converges to a narrow range with 95% credit interval around 3.

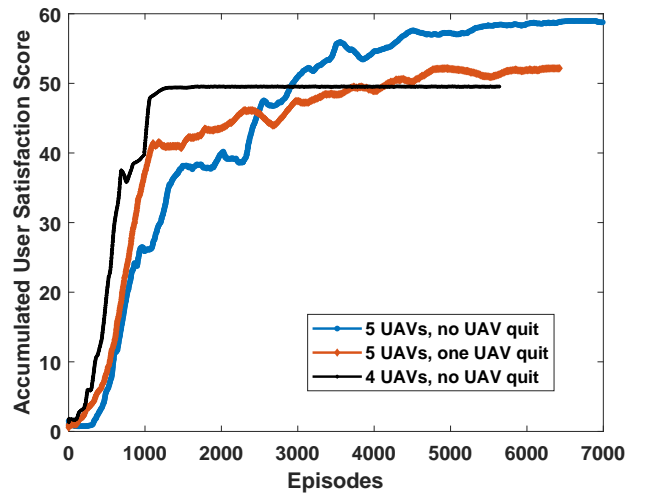


Fig. 2: Episode-wise accumulated user satisfaction scores.

The optimal epoch-wise user satisfaction scores under both the proposed proactive approach and the passive reaction approach are presented in Fig. 3. The residual battery energy of the only UAV that quits the network during the testing period is also provided. It can be observed that the battery energy of the considered UAV decreases slower in the first several epochs compared to the after. At beginning, UAVs are far from the optimal positions, and thus need to fly for longer time; whereas when getting close to the optimal positions, UAVs just make marginal adjustments and hover for more time. As level flight consumes less power than hovering, less energy is consumed in the beginning. In addition, the considered UAV quits the network around epoch 40 when its battery energy drops below

$E_{Thre} = 150$ unit-s. More importantly, the epoch-wise user satisfaction scores under both approaches first increase to the maximum 0.6084, then have a dramatic drop around the time of UAV quit, and finally goes up to 0.5041 after the remaining UAVs reach the new optimal positions.

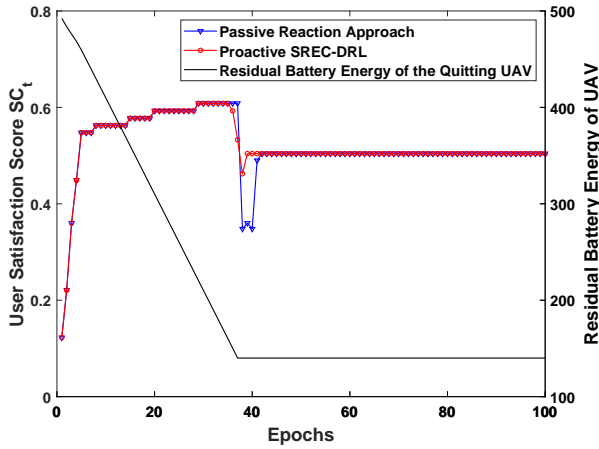


Fig. 3: User Satisfaction Score Comparison and Residual Battery Energy

A zoomed-in view of the user satisfaction scores around the timing of UAV quit is shown in Fig. 4. It can be seen that under the passive reaction approach, UAVs remain still at the optimal positions until one UAV quits, and then passively start relocating. But under SREC-DRL approach, UAVs start relocating 2 epochs ahead of the UAV quit, so that the user satisfaction score does not drop too much when the UAV quits. As a result, SREC-DRL approach gains 12.12% higher accumulative user satisfaction score over the passive reaction approach during the remedy period [36,41].

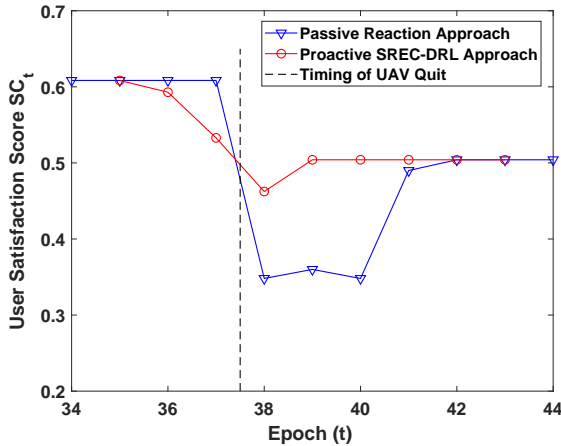


Fig. 4: User Satisfaction Score Comparison in Self-Remedy Period.

VI. CONCLUSIONS

In this paper, self-remedy of the energy constrained UAV-based networks has been studied. DDPG algorithm has been

applied to handle the continuous action space while maximizing the accumulative user satisfaction scores. Specifically, a DDPG agent has been successfully trained to proactively relocate the UAVs when any UAV is about to quit the network due to battery depletion, rather than passively start relocation after one UAV quits. Simulation results have demonstrated the efficacy of the proposed SREC-DRL approach by having a 12.12% gain over the passive method.

REFERENCES

- [1] Y. Zeng, R. Zhang, and T. J. Lim, "Wireless communications with unmanned aerial vehicles: Opportunities and challenges," *IEEE Communications Magazine*, vol. 54, no. 5, pp. 36–42, 2016.
- [2] Z. Hu, Z. Zheng, L. Song, T. Wang, and X. Li, "Uav offloading: Spectrum trading contract design for uav-assisted cellular networks," *IEEE Transactions on Wireless Communications*, vol. 17, no. 9, pp. 6093–6107, 2018.
- [3] Y. Zhao, Z. Li, N. Cheng, R. Zhang, B. Hao, and X. Shen, "Uav deployment strategy for range-based space-air integrated localization network," in *2019 IEEE Global Communications Conference (GLOBECOM)*. IEEE, 2019, pp. 1–6.
- [4] Q. Wu, Y. Zeng, and R. Zhang, "Joint trajectory and communication design for multi-uav enabled wireless networks," *IEEE Transactions on Wireless Communications*, vol. 17, no. 3, pp. 2109–2121, 2018.
- [5] N. C. Luong, D. T. Hoang, S. Gong, D. Niyato, P. Wang, Y.-C. Liang, and D. I. Kim, "Applications of deep reinforcement learning in communications and networking: A survey," *IEEE Communications Surveys & Tutorials*, vol. 21, no. 4, pp. 3133–3174, 2019.
- [6] P. V. Klaine, J. P. Nadas, R. D. Souza, and M. A. Imran, "Distributed drone base station positioning for emergency cellular networks using reinforcement learning," *Cognitive computation*, vol. 10, no. 5, pp. 790–804, 2018.
- [7] S. Singh, A. Kumbhar, I. Güvenç, and M. L. Sichitiu, "Distributed approaches for inter-cell interference coordination in uav-based lte-advanced hetnets," in *2018 IEEE 88th Vehicular Technology Conference (VTC-Fall)*. IEEE, 2018, pp. 1–6.
- [8] X. Liu, M. Chen, and C. Yin, "Optimized trajectory design in uav based cellular networks for 3d users: A double q-learning approach," *arXiv preprint arXiv:1902.06610*, 2019.
- [9] Y. Sun, D. Xu, D. W. K. Ng, L. Dai, and R. Schober, "Optimal 3d-trajectory design and resource allocation for solar-powered uav communication systems," *IEEE Transactions on Communications*, vol. 67, no. 6, pp. 4281–4298, 2019.
- [10] C. H. Liu, Z. Chen, J. Tang, J. Xu, and C. Piao, "Energy-efficient uav control for effective and fair communication coverage: A deep reinforcement learning approach," *IEEE Journal on Selected Areas in Communications*, vol. 36, no. 9, pp. 2059–2070, 2018.
- [11] T. P. Lillicrap, J. J. Hunt, A. Pritzel, N. Heess, T. Erez, Y. Tassa, D. Silver, and D. Wierstra, "Continuous control with deep reinforcement learning," *arXiv preprint arXiv:1509.02971*, 2015.
- [12] A. Al-Hourani, S. Kandeepan, and A. Jamalipour, "Modeling air-to-ground path loss for low altitude platforms in urban environments," in *2014 IEEE global communications conference*. IEEE, 2014, pp. 2898–2904.
- [13] J. M. Seddon and S. Newman, *Basic helicopter aerodynamics*. John Wiley & Sons, 2011, vol. 40.
- [14] M. Han, S. Khairy, L. X. Cai, Y. Cheng, and R. Zhang, "Reinforcement learning for efficient and fair coexistence between lte-laa and wi-fi," *IEEE Transactions on Vehicular Technology*, to appear.
- [15] H. He, H. Shan, A. Huang, Q. Ye, and W. Zhuang, "Reinforcement learning-based computing and transmission scheduling for lte-u-enabled iot," in *2018 IEEE Global Communications Conference (GLOBECOM)*. IEEE, 2018, pp. 1–6.
- [16] T. Hester, M. Vecerik, O. Pietquin, M. Lanctot, T. Schaul, B. Piot, D. Horgan, J. Quan, A. Sendonaris, I. Osband *et al.*, "Deep q-learning from demonstrations," in *Thirty-Second AAAI Conference on Artificial Intelligence*, 2018.
- [17] I. Grondman, L. Busoniu, G. A. Lopes, and R. Babuska, "A survey of actor-critic reinforcement learning: Standard and natural policy gradients," *IEEE Transactions on Systems, Man, and Cybernetics, Part C (Applications and Reviews)*, vol. 42, no. 6, pp. 1291–1307, 2012.