

# Arbitrary Video Style Transfer via Multi-Channel Correlation

Yingying Deng, Fan Tang, Weiming Dong, Haibin Huang, Chongyang Ma, Changsheng Xu

**Abstract**—Video style transfer is getting more attention in AI community for its numerous applications such as augmented reality and animation productions. Compared with traditional image style transfer, performing this task on video presents new challenges: how to effectively generate satisfactory stylized results for any specified style, and maintain temporal coherence across frames at the same time. Towards this end, we propose Multi-Channel Correction network (MCCNet), which can be trained to fuse the exemplar style features and input content features for efficient style transfer while naturally maintaining the coherence of input videos. Specifically, MCCNet works directly on the feature space of style and content domain where it learns to rearrange and fuse style features based on their similarity with content features. The outputs generated by MCC are features containing the desired style patterns which can further be decoded into images with vivid style textures. Moreover, MCCNet is also designed to explicitly align the features to input which ensures the output maintains the content structures as well as the temporal continuity. To further improve the performance of MCCNet under complex light conditions, we also introduce the illumination loss during training. Qualitative and quantitative evaluations demonstrate that MCCNet performs well in both arbitrary video and image style transfer tasks.

**Index Terms**—Arbitrary video style transfer; Feature alignment

## I. INTRODUCTION

Style transfer is a significant topic in the industrial community and research area of artificial intelligence. Given a content image and an art painting, a desired style transfer method can render the content image into the artistic style referenced by the art painting. Traditional style transfer methods which were on the basis of stroke rendering, image analogy, or image filtering [1]–[3] only used low level features for texture transfer [4]. Recently, deep convolutional neural networks (CNNs) are widely studied for artistic image generation and translation [4]–[9].

Although those methods can generate satisfactory results for still images, they will lead to flickering effects between adjacent frames when applied to videos directly [10], [11]. Video style transfer is a challenging task which not only needs to generate good stylization effects per frame, but

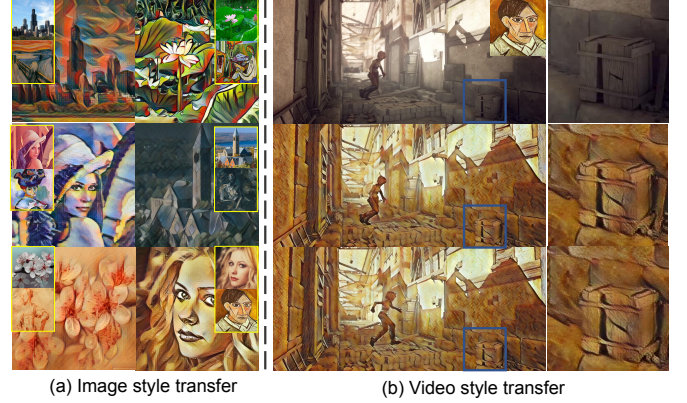


Fig. 1. The proposed method can be used for stable video style transfer with high-quality stylization effect: (a) image style transfer results using images in different domains; (b) video style transfer results using different frames from *Sintel*. The stylization results of the same object in different frames are the same, which means the rendered effects for the same content are stable between different frames.

also should take the continuity between adjacent frames of the video into consideration. Ruder et al. [10] firstly added temporal consistency loss based on the approach by Gatys [4] to maintain a smooth transition between video frames. Chen et al. [11] proposed an end-to-end framework for online video style transfer through a real-time optical flow and mask estimation network. Gao et al. [12] proposed a multi-style video transfer model, which estimated the light flow and introduced temporal constraint. However, these methods highly depended on the accuracy of optical flow calculation and the introduction of temporal constraint loss would lower the stylization quality of individual frames. Moreover, adding optical flow to constrain the coherence of stylized video makes the network difficult to train when applied to an arbitrary style transfer model.

In this paper, we revisit the basic operations in state-of-the-art image stylization approaches and propose a framed-based *Multi-Channel Correlation* network (MCCNet) for temporally coherent video style transfer without involving the calculation of optical flow. Our network adaptively rearranges style representations based on content representations by considering the multi-channel correlation of these representations to enable the style patterns suited to content structures. By further merging the rearranged style and content representations, we generate features that can be decoded into stylized results with clear content structures and vivid style patterns. MCCNet makes the generated features aligned to content features, thus slight changes in adjacent frames will not cause flickering in the stylized video. Furthermore, the illumination variation among consecutive frames would influence the stability of

Yingying Deng, Weiming Dong and Changsheng Xu are with NLPR, Institute of Automation, Chinese Academy of Sciences, Beijing, China and School of Artificial Intelligence, University of Chinese Academy of Sciences, Beijing, China. E-mail: {dengyingying2017, weiming.dong, changsheng.xu}@ia.ac.cn.

Fan Tang is with Jilin University, Changchun, China. E-mail: tfan.108@gmail.com.

Haibin Huang and Chongyang Ma are with Kuaishou Technology, Beijing, China. E-mail: jackiehuanghaibin@gmail.com, chongyangm@gmail.com.

video style transfer. Thus we add random Gaussian noise to the content image to simulate illumination varieties, and propose an illumination loss to make the model stable and to avoid flickering. As shown in Figure 1, our method is suitable for stable video style transfer, and can generate single image style transfer results with well-preserved content structures and vivid style patterns. In summary, our main contributions are:

- We propose MCCNet for framed-based video style transfer by aligning cross-domain features with input video to render coherence result.
- We calculate the multi-channel correlation cross the content and style features to generate stylized images with clear content structures and vivid style patterns.
- We propose an illumination loss to make the style transfer process more stable so that our model can be flexibly applied to videos with complex light conditions.

## II. RELATED WORK

*a) Image style transfer:* Image style transfer has been widely researched in recent years, which can generate artistic paintings without the expertise of a professional painter. Gatys et al. [4] found that the inner product of the feature map in CNNs can be used to represent style, they proposed a neural style transfer (NST) method through continuous optimization iterations. However, the optimization process is time-consuming, which can not be widely used. Johnson et al. [5] put forward a real-time style transfer method to dispose of a specific style in one model. To increase the number of transformation styles for one model, Dumoulin et al. [13] proposed conditional instance normalization (CIN) to learn multiple styles in one model by reducing a style image into a point in the embedded space. Some methods achieved arbitrary style transfer by aligning the second-order statistics of style image and content image [7], [14], [15]. Huang et al. [7] came up with an arbitrary style transfer method by adopting adaptive instance normalization (AdaIN), which normalized content features using the mean and variance of style feature. Li et al. [14] used whitening and coloring transformation (WCT) to render content images with style patterns. Wang et al. [15] adopted deep feature perturbation (DFP) in a WCT-based model to achieve diversified arbitrary style transfer. However, these holistic transformation leads to unsatisfactory results. Park et al. [16] proposed a style-attention network (SANet) to obtain abundant style patterns in generated results, but failed to maintain distinct content structures. Yao et al. [17] proposed an attention-aware multi-stroke style transfer (AAMS) model by adopting self-attention into a style-swapped based image transfer method, which highly relied on the accuracy of the attention map. Deng et al. [18] proposed a multi-adaptation style transfer (MAST) method to disentangle the content and style features and combine them adaptively. However, some results would be rendered with uncontrollable style patterns.

In this paper, we propose an arbitrary style transfer approach, which can be applied to video transfer with satisfactory stylized results better than state-of-the-art methods.

*b) Video style transfer:* Most video style transfer methods rely on existing image style transfer methods [10]–[12]. Ruder

et al. [10] built on NST and added temporal constraint to avoid flickering. However, the optimization-based method is inefficient for video style transfer. Chen et al. [11] proposed a feed-forward network for fast video style transfer by incorporating temporal information. Chen et al. [19] distilled knowledge from the video style transfer network with optical flow to a student network to avoid optical flow estimation in test stage. Gao et al. [12] adopted CIN for multi-style video transfer, which incorporated a FlowNet and two ConvLSTM modules to estimate the light flow and introduce temporal constraint. Whereas, the temporal constraint aforementioned is achieved by optical flow calculation, and the accuracy of optical flow estimation will affect the coherence of the stylized video. Moreover, the diversity of styles is limited due to the used basic image style transfer methods. Wang et al. [20] proposed a novel interpretation of temporal consistency without optical flow estimation for efficient zero-shot style transfer. Li et al. [21] learned a transformation matrix for arbitrary style transfer. They found that the normalized affinity for the generated features were the same as the normalized affinity for the content feature, which was suitable for frame-based video style transfer. However, the style patterns in their stylized results are less noticeable.

To avoid using optical flow estimation while maintaining video continuity, we aim to design an alignment transform operation to achieve stable video style transfer with vivid style patterns.

## III. METHODOLOGY

As shown in Figure 2, our MCCNet adopts an encoder-decoder architecture. Given a content image  $I_c$  and a style image  $I_s$ , we can obtain corresponding feature maps  $f_c = E(I_c)$  and  $f_s = E(I_s)$  through the encoder. By MCC calculation, we generate  $f_{cs}$  that can be decoded into stylized image  $I_{cs}$ .

In this section, we first formulate and analyze the proposed multi-channel correlation in Sections III-A and III-B, then introduce the configuration of MCCNet involving feature alignment and fusion in Section III-C.

### A. Multi-Channel Correlation

Cross domain feature correlation has been studied for image stylization [16], [18]. However, these approaches will bring severe flickering effect thus unsuitable for video stylization. In this paper, we propose the multi-channel correlation for frame-based video stylization, as illustrated in Figure 3. For channel  $i$ , the content and style features are  $f_c^i \in \mathbb{R}^{H \times W}$  and  $f_s^i \in \mathbb{R}^{H \times W}$ , respectively. We reshape them to  $f_c^i \in \mathbb{R}^{1 \times N}$ ,  $f_s^i = [c_1, c_2, \dots, c_N]$  and  $f_s^i \in \mathbb{R}^{1 \times N}$ ,  $f_s^i = [s_1, s_2, \dots, s_N]$ , where  $N = H \times W$ . The channel-wise correlation matrix between content and style is calculated by:

$$CO^i = f_c^{iT} \otimes f_s^i. \quad (1)$$

Then, we rearrange the style features by:

$$f_{rs}^i = f_s^i \otimes CO^{iT} = \|f_s^i\|_2 f_c^i, \quad (2)$$

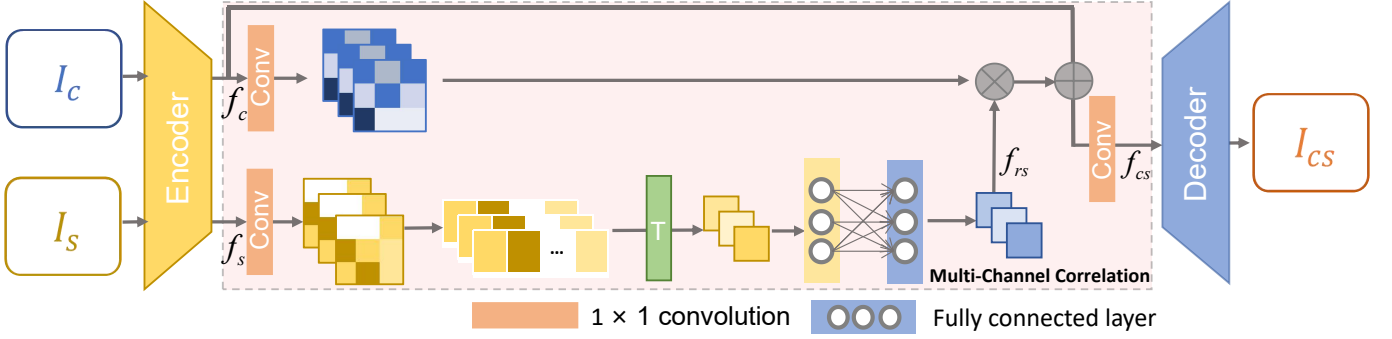


Fig. 2. Overall structure of MCCNet. The green block represents operation that the feature vector times the transpose of the vector.  $\otimes$  and  $\oplus$  represent the matrix multiplication and addition.  $I_c$ ,  $I_s$  and  $I_{cs}$  are content, style and the generated image, respectively.

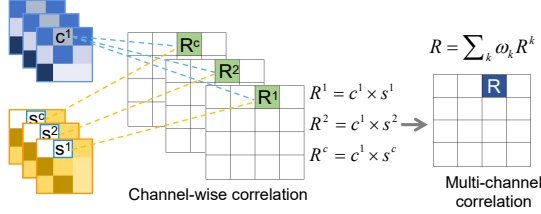


Fig. 3. Correlation matrix.

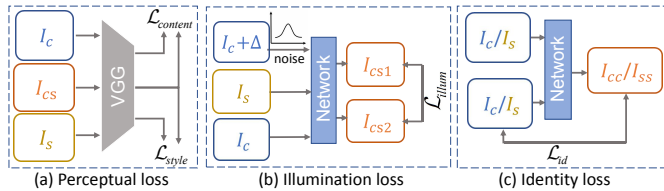


Fig. 4. Loss function.

where  $\|f_s^i\|_2 = \sum_{j=1}^N s_j^2$ . Finally, the channel-wise generated features are:

$$f_{cs}^i = f_c^i + f_{rs}^i = (1 + \|f_s^i\|_2) f_c^i. \quad (3)$$

However, the multi-channel correlation in style feature is also important to represent style patterns (e.g., texture and color). We calculate the correlation between each content channel and every style channel. The  $i$ -th channel for generated features can be rewritten as:

$$f_{cs}^i = f_c^i + f_{rs}^i = (1 + \sum_{k=1}^C w_k \|f_s^k\|_2) f_c^i, \quad (4)$$

where  $C$  is the number of channel,  $w_k$  represents the weights of  $k$ -th style channel. Finally, the generated features  $f_{cs}$  can be obtained by:

$$f_{cs} = K f_c, \quad (5)$$

where  $K$  is style information learned by training.

From Equation (5), we can conclude that MCCNet can help to generate stylized features which are aligned to content features strictly. Therefore, the coherence of input video is naturally maintained and slight changes (e.g., objects motions) in adjacent frames cannot lead to violent changes in stylized video. Moreover, through the correlation calculation between content and style representations, the style patterns are adjusted according to content distribution, which can help to generate stylized results with stable content structure and appropriate style patterns.

### B. Coherence Analysis

A stable style transfer requires that the output stylized video should be as coherent as the input video. As described in [20], a coherent video should satisfy the following constraint:

$$\|X^m - W_{X^m \rightarrow X^n} X^n\| < \delta, \quad (6)$$

where  $X^m, X^n$  are the  $m$ -th and  $n$ -th frame,  $W_{X^m \rightarrow X^n}$  is the warping matrix from  $X^m$  to  $X^n$ .  $\delta$  is a minimum so that the humans are not aware of the minor flickering artifacts. Given a coherent input video, we can obtain the content features  $f_c$  of each frame. The content features of  $m$ -th and  $n$ -th frame satisfy:

$$\|f_c^m - W f_c^n\| < \delta. \quad (7)$$

For corresponding output features  $f_{cs}^m$  and  $f_{cs}^n$ :

$$\begin{aligned} \|f_{cs}^m - W f_{cs}^n\| &= \|K f_c^m - W K f_c^n\| \\ &= |K| \cdot \|f_c^m - W f_c^n\| < |K| \cdot \delta. \end{aligned} \quad (8)$$

Then, the output video also satisfies:

$$\|f_{cs}^m - W f_{cs}^n\| < \gamma, \quad (9)$$

where  $\gamma$  is a minimum. Therefore, our network can migrate the coherence of the input video frame features to the stylized frame features without additional temporal constraint. We further demonstrate that the coherence of stylized frame features can be well-transited to generated video despite the convolutional operation of decoder in Section IV-D. Such observations prove that the proposed MCCNet is suitable for video style transfer tasks.

### C. Network Structure and Training

In this section, we introduce how to involve MCC in the encoder-decoder based stylization framework (see Figure 2). Given  $f_c$  and  $f_s$ , we first normalize them and feed them to  $1 \times 1$  convolution layer. We stretch  $f_s \in \mathbb{R}^{C \times H \times W}$  to  $f_s \in \mathbb{R}^{C \times 1 \times N}$ , and  $f_s f_s^T = [\|f_s^1\|_2, \|f_s^2\|_2, \dots, \|f_s^C\|_2]$  is obtained through covariance matrix calculation. Next, we add a fully connected layer to weight the different channels in  $f_s f_s^T$ . Through matrix multiplication, we weight each content channel with compound of different channels in  $f_s f_s^T$  to obtain  $f_{rs}$ . Then, we add the  $f_c$  and  $f_{rs}$  to obtain  $f_{cs}$  defined in function 4. Finally, we feed  $f_{cs}$  to a  $1 \times 1$  convolutional layer and decode it to obtain the generated image  $I_{cs}$ .

As shown in Figure 4, our network is trained by minimizing the loss function defined as:

$$\mathcal{L} = \lambda_{content}\mathcal{L}_{content} + \lambda_{style}\mathcal{L}_{style} + \lambda_{id}\mathcal{L}_{id} + \lambda_{illum}\mathcal{L}_{illum}. \quad (10)$$

The total loss function contains perceptual loss  $\mathcal{L}_{content}$  and  $\mathcal{L}_{style}$ , identity loss  $\mathcal{L}_{id}$  and illumination loss  $\mathcal{L}_{illum}$  in training procedure. The weights  $\lambda_{content}$ ,  $\lambda_{style}$ ,  $\lambda_{id}$ , and  $\lambda_{illum}$  are set to 4, 15, 70, and 3000 to eliminate the impact of magnitude differences.

a) *Perceptual loss*: We use a pretrained VGG19 to extract content and style feature maps, and compute the content and style perceptual loss similar to AdaIN [7]. In our model, we use layer *conv4\_1* to calculate the content perceptual loss and layers *conv1\_1*, *conv2\_1*, *conv3\_1*, and *conv4\_1* to calculate the style perceptual loss. The content perceptual loss  $\mathcal{L}_{content}$  is used to minimize the content differences between generated images and content images, where

$$\mathcal{L}_{content} = \|\phi_i(I_{cs}) - \phi_i(I_c)\|_2. \quad (11)$$

The style perceptual loss  $\mathcal{L}_{style}$  is used to minimize the style differences between generated images and style images:

$$\mathcal{L}_{style} = \sum_{i=1}^L \mathcal{L}_{style}^i, \quad (12)$$

$$\mathcal{L}_{style}^i = \|\mu(\phi_i(I_{cs})) - \mu(\phi_i(I_c))\|_2 + \|\sigma(\phi_i(I_{cs})) - \sigma(\phi_i(I_c))\|_2, \quad (13)$$

where  $\phi_i(\cdot)$  denotes features extracted from  $i$ -th layer in a pretrained VGG19,  $\mu(\cdot)$  denotes the mean of features, and  $\sigma(\cdot)$  denotes the variance of features.

b) *Identity loss*: We adopt the identity loss to constrain the mapping relation between style features and content features, and help our model to maintain the content structure without losing the richness of the style patterns. The identity loss  $\mathcal{L}_{id}$  is defined as:

$$\mathcal{L}_{id} = \|I_{cc} - I_c\|_2 + \|I_{ss} - I_s\|_2, \quad (14)$$

where  $I_{cc}$  is the generated results using a common natural image as content image and style image,  $I_{ss}$  is the generated results using a common painting as content image and style image.

c) *Illumination loss*: For a video sequence, the illumination may change slightly, which is difficult to be discovered by humans. The illumination variation in video frames could influence the final transfer results and result in flicking. Therefore, we add random Gaussian noise to content images to simulate the light. The illumination loss is formulated as:

$$\mathcal{L}_{illum} = \|G(I_c, I_s) - G(I_c + \Delta, I_s)\|_2, \quad (15)$$

where  $G(\cdot)$  is our generation function,  $\Delta \sim \mathcal{N}(0, \sigma^2 I)$ . With illumination loss, our method can be robust to complex light condition in input video.

TABLE I  
INFERENCE TIME (S).

Image size	256	512	1024
Ours	0.013	0.015	0.019
MAST	0.030	0.096	0.506
DFP	0.563	0.724	1.260
Linear	0.010	0.013	0.022
SANet	0.015	0.019	0.021
AAMS	2.074	2.173	2.456
AdaIN	0.007	0.008	0.009
WCT	0.451	0.579	1.008
NST	19.528	37.211	106.372

## IV. EXPERIMENTS

Typical video stylization methods use temporal constraint and optical flow to avoid flickering in generated videos. Our method focuses on promoting the stability of transform operation in arbitrary style transfer model on the basis of single frame. Thus, the following frame-based SOTA stylization methods are selected for comparisons: MAST [18], DFP [15], Linear [21], SANet [16], AAMS [17], WCT [14], AdaIN [7], and NST [4].

In this section, we start from the training details of the proposed approach, then move on to the evaluation of image (frame) stylization and the analysis of rendered videos.

### A. Implementation and Statistics

We use MS-COCO [22] and WikiArt [23] as the content and style image datasets for network training. At the training stage, the images are randomly cropped to  $256 \times 256$  pixels. At the inference stage, images in arbitrary size are acceptable. The encoder is a pre-trained VGG19 network. The decoder is a mirror version of the encoder, except for the parameters of that need to be trained. The training batch size is 8, and the whole model is trained through 160,000 steps.

a) *Timing information*: We measure our inference time for generation of an output image and compare with SOTA methods using 16G TitanX GPU. The optimization based method NST [4] is trained for 30 epochs. Table I shows the inference time of different methods using three scales of image size. The inference speed of our network is much faster than [4], [14], [15], [17], [18]. Our method can achieve a real-time transfer speed comparable with [7], [16], [21] for efficient video style transfer.

### B. Image Style Transfer Results

a) *Qualitative analysis*: The comparisons of image stylizations are shown in Figure 5. Based on optimized training mechanism, NST may introduce failure results (2<sup>nd</sup> row) and is difficult to achieve a trade-off between the content structure and style patterns in the rendered images. Besides crack effects caused by over-simplified calculation in AdaIN, the absence of correlation between different channels makes the style color distribution badly transferred (4<sup>th</sup> row). As for WCT, the local content structures of generated results are damaged due to the global parameter transfer method. Although the attention map in AAMS helps to make the main structure exact, the patch splicing trace affects the overall generated effect. Some style image patches would be transferred into the content image






Fig. 5. Comparison of image style transfer results. The first column shows style images, the second column shows content images. The remaining columns are stylized results of different methods.

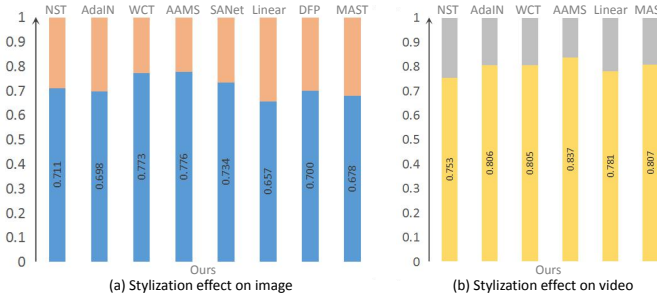


Fig. 6. User study results.

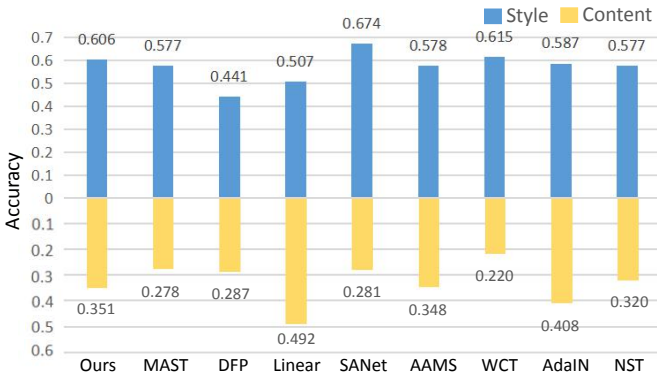


Fig. 7. Classification accuracy.

directly (1<sup>st</sup> row) by SANet, and damage content structures (4<sup>th</sup> row). By learning a transformation matrix for style transfer, the process of Linear is too simple to acquire adequate style textural patterns for rendering. DFP focuses on generating diversified style transfer results, but may lead to failure cases similar to WCT. MAST may introduce unexpected style patterns in rendered results (4<sup>th</sup> and 5<sup>th</sup> row).

Our network calculates the multi-channel correlation of content and style features and rearrange style features based

on the correlation. The rearranged style features fit for original content features, and the fused generated features consist of clear content structure and controllable style patterns information. Therefore, our method can achieve satisfactory stylized results.

*b) Quantitative analysis:* Two classification models are trained to assess the performance of different style transfer networks by considering their ability of maintaining content structure and style migration, respectively. We generate several stylized images using different style transfer methods aforementioned. Then we input the stylized images generated by different methods into style and content classification models. The high accuracy of style classification indicates that the style transfer network can easily learn to obtain effective style information, while high content classification accuracy indicates that the style transfer network can easily learn to maintain the original content information. From Figure 7, we can conclude that AAMS, AdaIN and our method can make a balance between content and style. However, our network can obtain better visual effect compared with AAMS and AdaIN.

*c) User study:* We conduct user studies to compare the stylization effect of our method with the aforementioned SOTA methods. We select 20 content images and 20 style images to generate 400 stylized images using different methods. First, We show participants a pair of content and style images. Then, we show them two stylized results which are generated by our method and a random contrast method, respectively. Finally, we ask the participants which stylized result has better rendered effects by considering both the integrity of the content structures and the visibility of the style patterns. We collect 2500 votes from 50 participants, and the voting results are shown in the Figure 6(a). Overall, our method can achieve the best image stylization effect.






Fig. 8. Visual comparisons of video style transfer results. The first row shows the video frame stylized results. The second row shows the heat maps which are used to visualize the differences between two adjacent video frame.

TABLE II  
AVERAGE  $mean_{Diff}$  AND  $var_{Diff}$  OF 14 INPUT VIDEO AND RENDERED CLIPS.

	Inputs	Ours	MAST	Linear	AAMS	WCT	AdaIN	NST
Mean	0.0143	<b>0.0297</b>	0.0548	0.0314	0.0546	0.0498	0.0486	0.0417
Variance	0.0022	<b>0.0054</b>	0.0073	0.0061	0.0067	0.0061	0.0067	0.0065

### C. Video Style Transfer Results

Considering the size limitation for input images of SANet and generation diversity of DFP, SANet and DFP are not selected for video stylization comparisons. We synthesize 14 stylized video clips by the rest methods and measure the coherence of rendered videos by calculating the differences of adjacent frames. As shown in Figure 8, the heat maps in second row visualize the differences between two adjacent frames of input video or stylized videos. Our method can highly promote the stability of image style transfer. The differences of our results are closest to that of the input frames without damaging the stylization effect. MAST, Linear, AAMS, WCT, AdaIN, and NST fail to retain the coherence of input videos. Linear can also generate relative coherence video, but their result continuity is influenced by non-linear operation in deep CNN networks.

Given two adjacent frames  $F_t$  and  $F_{t-1}$  in a T-frame rendered clip, we define  $Diff_{F(t)} = ||F_t - F_{t-1}||$  and calculate the mean ( $mean_{Diff}$ ) and variance ( $var_{Diff}$ ) of  $Diff_{F(t)}$ . As shown in Table II, we can conclude that our method can yield the best video results with high consistency.

a) *User study*: We conduct user studies to compare the video stylization effects of our method with the aforementioned SOTAs. First, we show the participants an input video clip and a style image. Then, we show them two stylized video clips which are generated by our method and a random contrast method. Finally, we ask the participants which stylized video clip is more satisfying by considering both the stylized effect and the stability of the videos. We collect 700 votes from 50 participants, and the voting results are shown in the Figure 6(b).

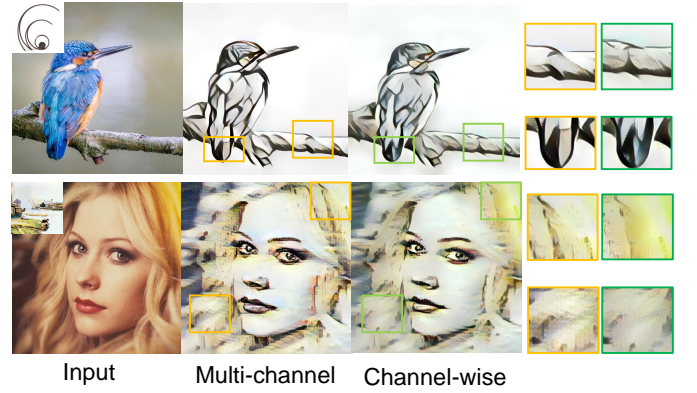


Fig. 9. Ablation study of channel correlation. Without multi-channel correlation, the stylized results obtain less style patterns (e.g., hair of the woman) and may maintain original color distribution (the blue color in the bird's tail).

Overall, our method can achieve the best video stylization effect.

### D. Ablation Study

a) *Channel correlation*: Our network is on the basis of multi-channel correlation calculation shown in Figure 3. To analyze the influence of multi-channel correlation on stylization effect, we change the model to calculate channel-wise correlation without considering the relationship between style channels. Figure 9 shows the contrast results. Through channel-wise calculation, the stylized results obtain less style patterns (e.g., hair of the woman) and may maintain original color distribution (the blue color in the bird's tail), while the



Fig. 10. Ablation study of removing the illumination loss. The bottom row is heat maps used to visualize the differences between the above two video frames.




Fig. 11. Ablation of network depth. Compared to the shallower network, our method generates artistic style transfer results with more stylized patterns.

style patterns are well transferred by considering multi-channel information in style features.

*b) Illumination loss:* The illumination loss is proposed to eliminate the impact of video illumination variation. We remove the illumination loss in the training stage and compare the results with ours in Figure 10. Without illumination loss, the differences between two video frames become larger, of which the mean value is 0.0317. With illumination loss, our method can be flexibly applied to video with complex light conditions.

*c) Network depth:* We use a shallower auto-encoder up to the *relu3-1* instead of the *relu4-1* to discuss the effect of the convolution operation of decoder on our model. As shown in Figure 11, for image style transfer, the shallower network can not generate results with vivid style patterns (e.g., the circle element in the first row of our results). As shown in Figure 12, the depth of the network has little impact on the coherence of stylized video. This phenomenon suggests that the coherence of stylized frames features can be well-transited to generated video despite the convolution operation of decoder.



Fig. 12. Ablation study of network depth. The bottom row is heat maps used to visualize the differences between the above two video frames.

## V. CONCLUSION

In this paper, we propose MCCNet for arbitrary stable video style transfer. The proposed network can migrate the coherence of input videos to stylized videos, which guarantees the stability of rendered videos. Meanwhile, MCCNet can generate stylized results with vivid style patterns and detailed content structures by analyzing the multi-channel correlation between content and style features. Moreover, the illumination loss improves the stability of generated video under complex light conditions.

## REFERENCES

- [1] A. A. Efros and W. T. Freeman, "Image quilting for texture synthesis and transfer," in *Proceedings of the 28th Annual Conference on Computer Graphics and Interactive Techniques*, 2001, pp. 341–346.
- [2] S. Bruckner and M. E. Gröller, "Style transfer functions for illustrative volume rendering," *Computer Graphics Forum*, vol. 26, no. 3, pp. 715–724, 2007.
- [3] T. Strothotte and S. Schlechtweg, *Non-photorealistic computer graphics: modeling, rendering, and animation*. Morgan Kaufmann, 2002.
- [4] L. A. Gatys, A. S. Ecker, and M. Bethge, "Image style transfer using convolutional neural networks," in *Proceedings of the IEEE Conference on Computer Vision and Pattern Recognition*. IEEE, 2016, pp. 2414–2423.
- [5] J. Johnson, A. Alahi, and L. Fei-Fei, "Perceptual losses for real-time style transfer and super-resolution," in *European Conference on Computer Vision (ECCV)*. Springer, 2016, pp. 694–711.
- [6] J.-Y. Zhu, T. Park, P. Isola, and A. A. Efros, "Unpaired image-to-image translation using cycle-consistent adversarial networks," in *IEEE International Conference on Computer Vision (CVPR)*. IEEE, 2017, pp. 2223–2232.
- [7] X. Huang and B. Serge, "Arbitrary style transfer in real-time with adaptive instance normalization," in *Proceedings of the IEEE International Conference on Computer Vision (ICCV)*. IEEE, 2017, pp. 1501–1510.
- [8] X. Huang, M.-Y. Liu, S. Belongie, and J. Kautz, "Multimodal unsupervised image-to-image translation," in *European Conference on Computer Vision (ECCV)*. Springer, 2018, pp. 172–189.
- [9] Y. Jing, X. Liu, Y. Ding, X. Wang, E. Ding, M. Song, and S. Wen, "Dynamic instance normalization for arbitrary style transfer," in *Thirty-Fourth AAAI Conference on Artificial Intelligence (AAAI)*. AAAI Press, 2020, pp. 4369–4376.
- [10] M. Ruder, A. Dosovitskiy, and T. Brox, "Artistic style transfer for videos," in *German Conference on Pattern Recognition*. Springer, 2016, pp. 26–36.
- [11] D. Chen, J. Liao, L. Yuan, N. Yu, and G. Hua, "Coherent online video style transfer," in *Proceedings of the IEEE International Conference on Computer Vision*, 2017, pp. 1105–1114.
- [12] W. Gao, Y. Li, Y. Yin, and M.-H. Yang, "Fast video multi-style transfer," in *The IEEE Winter Conference on Applications of Computer Vision*, 2020, pp. 3222–3230.
- [13] V. Dumoulin, J. Shlens, and M. Kudlur, "A learned representation for artistic style," *arXiv preprint arXiv:1610.07629*, 2016.
- [14] Y. Li, C. Fang, J. Yang, Z. Wang, X. Lu, and M.-H. Yang, "Universal style transfer via feature transforms," in *Advances in neural information processing systems*, 2017, pp. 386–396.
- [15] Z. Wang, L. Zhao, H. Chen, L. Qiu, Q. Mo, S. Lin, W. Xing, and D. Lu, "Diversified arbitrary style transfer via deep feature perturbation," in *Proceedings of the IEEE/CVF Conference on Computer Vision and Pattern Recognition (CVPR)*, 2020, pp. 7789–7798.
- [16] D. Y. Park and K. H. Lee, "Arbitrary style transfer with style-attentional networks," in *Proceedings of the IEEE Conference on Computer Vision and Pattern Recognition*. IEEE, 2019, pp. 5880–5888.
- [17] Y. Yao, J. Ren, X. Xie, W. Liu, Y.-J. Liu, and J. Wang, "Attention-aware multi-stroke style transfer," in *Proceedings of the IEEE Conference on Computer Vision and Pattern Recognition*. IEEE, 2019, pp. 1467–1475.
- [18] Y. Deng, F. Tang, W. Dong, W. Sun, F. Huang, and C. Xu, "Arbitrary style transfer via multi-adaptation network," in *Acm International Conference on Multimedia*. ACM, 2020.
- [19] X. Chen, Y. Zhang, Y. Wang, H. Shu, C. Xu, and C. Xu, "Optical flow distillation: Towards efficient and stable video style transfer," in *European Conference on Computer Vision (ECCV)*. Springer, 2020.
- [20] W. Wang, J. Xu, L. Zhang, Y. Wang, and J. Liu, "Consistent video style transfer via compound regularization," in *Thirty-Fourth AAAI Conference on Artificial Intelligence (AAAI)*. AAAI Press, 2020, pp. 12 233–12 240.

- [21] X. Li, S. Liu, J. Kautz, and M.-H. Yang, "Learning linear transformations for fast image and video style transfer," in *Proceedings of the IEEE conference on computer vision and pattern recognition*, 2019, pp. 3809–3817.
- [22] T.-Y. Lin, M. Maire, S. Belongie, J. Hays, P. Perona, D. Ramanan, P. Dollár, and C. L. Zitnick, "Microsoft COCO: Common objects in context," in *European Conference on Computer Vision (ECCV)*. Springer, 2014, pp. 740–755.
- [23] F. Phillips and B. Mackintosh, "Wiki art gallery, inc.: A case for critical thinking," *Issues in Accounting Education*, vol. 26, no. 3, pp. 593–608, 2011.