

Free utility model for explaining the social gravity law

Hao Wang,¹ Xiao-Yong Yan,^{1,2,*} and Jinshan Wu³

¹*Institute of Transportation System Science and Engineering,
Beijing Jiaotong University, Beijing 100044, China*

²*Complex Lab, University of Electronic Science and Technology of China, Chengdu 611731, China*

³*School of Systems Science, Beijing Normal University, Beijing 100875, China*

(Dated: September 18, 2020)

Social gravity law widely exists in human travel, population migration, commodity trade, information communication, scientific collaboration and so on. Why is there such a simple law in many complex social systems is an interesting question. Although scientists from fields of statistical physics, complex systems, economics and transportation science have explained the social gravity law, a theoretical explanation including two dominant mechanisms, namely individual interaction and bounded rationality, is still lacking. Here we present a free utility model from the perspective of individual choice behavior to explain the social gravity law. The basic assumption is that bounded rational individuals interacting with each other will trade off the expected utility and information-processing cost to maximize their own utility. The previous explanations of the social gravity law including the maximum entropy model, the free cost model, the Logit model and the destination choice game model are all special cases under our model. Further, we extend the free utility model to the dummy network and real transportation network. This model not only helps us to better understand the underlying mechanisms of spatial interaction patterns in complex social systems, but also provides a new perspective for understanding the potential function in game theory and the user equilibrium model in transportation science.

I. INTRODUCTION

Predicting the mobility of people, goods and information between locations is an important problem in fields as diverse as sociology [1], economics [2], demography [3], epidemiology [4], transportation science [5] and network science [6]. For more than a hundred years, scholars have proposed a variety of models to predict such mobility [5–12]. These models are named spatial interaction models in economics [8] and trip distribution models in transportation science [5]. The gravity model is the most influential mobility prediction model and has been applied in many fields [6]. For example, it is used to predict population migration [13], commodity trade [14], commuting flows [15] and public transportation flows [15, 16]. The gravity model is popular because spatial interaction phenomena in these fields all obey a law known as the social gravity law under which the flow between two locations is proportional to the activity (usually quantified by population, GDP and so on) of these two locations and decays with the power function of the distance between them, similar to Newton's law of universal gravitation. As early as 1846, Desart found that the railway passenger flow between stations in Belgium obeyed the social gravity law [17]. This may be the earliest record of the discovery of the social gravity law. Later, Carey [18] and Ravenstein [19] found that population migrations of the United States and the United Kingdom, respectively, obeyed the social gravity law. Additionally, Reilly [20] found that retail business drawn from cities obeyed the social gravity law. In recent years, with the continuous

development of modern electronic and information technology, there have been many approaches (such as GPS, mobile phones and social networking sites) to recording the mobility data of people, goods and information over long periods. By analyzing these data, scientists have found many phenomena showing obedience to the social gravity law in various systems [6]. For example, commuting flow in the United States [21], highway traffic flow in Korea [22], telecommunication flow in Belgium [23], global airline flow [24], global cargo ship movement [25] and even global scientific collaboration [26] followed the social gravity law.

Why does such a simple law apply to so many complex social systems? This problem has long excited the curiosity of many scholars. In the past half century, scientists have proposed different explanations of the roots of the social gravity law, among which Wilson's maximum entropy model [27] is the prevailing explanation. He proposed an approach to deriving the doubly-constrained gravity model by maximizing the entropy of the trip distribution between locations in the transportation system under the constraints of the total cost, the trip production volume and attraction volume of each location. However, unlike the total amount of internal energy available to all gas molecules in a system, which is determined exogenously, the total cost cannot be estimated in a real transportation system [28]. Tomlin and Tomlin [29] constructed a free cost model by analogy with the Helmholtz free energy in physics. This model can lead to the same results as Wilson's maximum entropy model but does not need the prior constraint of the total cost. However, both the maximum entropy model and the free cost model are macroscopic explanations of the social gravity law. They provide only the most probable macroscopic distribution

* yanxy@bjtu.edu.cn

state but do not take into account individual choice behavior in destination choice [30]. On the other hand, economists have explained the social gravity law by describing individual choice behavior using utility theory, in which the most influential study is that of Domencich and McFadden, who applied random utility theory to model individual destination choice behavior [31]. They assumed that the traveler always selects the destination with the highest utility, but her perception of the destination utility exhibits random error. If these errors follow the independent and identical Gumbel distribution, the Logit model [32] can be derived. If the destination utility consists only of the destination attractiveness and the travel cost to the destination, the Logit model can derive the singly-constrained gravity model. However, all the aforementioned models neglect individual interaction, which is a ubiquitous phenomenon in many complex systems [33]. For example, in a real transportation system, a traveler considers not only the constant values of destination attractiveness and travel cost but also possible crowding at the destination and congestion on the way. Recently, Yan and Zhou [34] modeled the individual destination choice process as a congestion game, including interaction among travelers, and further derived the singly-constrained gravity model. However, they assumed that all travelers are perfectly rational and can accurately perceive the utilities of all destinations. In practice, individual rationality is bounded because of the intractability of the alternative choice problem and limited information-processing resources [35]. However, an explanation of the social gravity law that simultaneously reflects individual interaction and bounded rationality is still lacking.

In this paper, we develop a free utility model from the perspective of individual choice behavior to explain the social gravity law in the context of the destination choice problem in transportation science. First, we establish the individual choice model on the basis of how a bounded rational traveler trades off expected utility and information-processing cost. Then, we extend the individual choice model to the collective choice model, including infinite noninteractive or interactive travelers, and further derive the gravity model from the collective model. We next extend the collective model of interactive travelers, named the free utility model, to a dummy network and real transportation network. Finally, we contrast the similarities and differences between the free utility model and the free energy in physics and further discuss the potential application value of the free utility model in different scientific fields.

II. MODEL

A. Individual choice model

Similar to some of the aforementioned studies explaining the social gravity law, we conduct our research in

the context of individual destination choice behavior in the transportation system. In this system, there are M origins labeled i ($i = 1, 2, \dots, M$) and N destinations labeled j ($j = 1, 2, \dots, N$). O_i is the number of trips leaving origin i . We initially start with the simplest system, in which there is only one origin ($M = 1$) and one trip ($O_i = 1$) made by a traveler who can select N ($N > 1$) destinations. The utility of destination j for this traveler is u_{ij} , which describes her satisfaction degree concerning the attractiveness of destination j and the travel cost from origin i to destination j . According to the utility maximization principle, this traveler will select the destination with the highest utility only if she is perfectly rational [36]. However, it is difficult for a bounded rational traveler to exactly perceive the utilities of all destinations in reality. In this case, her choice is probabilistic, i.e., destination j is selected with probability p_{ij} , which depends on u_{ij} [37]. If the traveler is completely uncertain about the utilities of all destinations, she can select destination j only with probability $p_{ij} = \frac{1}{N}$, and her expected utility $\sum_j p_{ij} u_{ij}$ is the average of the utilities of all destinations. If she wants to obtain higher expected utility, she must acquire knowledge about the utilities of the destinations through information processing [38]. A natural measure of information processing is negative information entropy $-H = -\sum_j p_{ij} \ln p_{ij}$ [38–40]. Assuming that the price of unit information is τ , then the information-processing cost is $-\tau H$. If $\tau \rightarrow \infty$, which means that the information-processing cost is extremely high, the traveler does not care about the expected utility and focuses only on the information-processing cost. Hence, she will make a totally random choice of destination, that is, a uniform distribution over the set of destinations. If $\tau = 0$, which means that information processing has no cost, she will select only the destination with the highest utility. In general case $\tau > 0$, she must trade off her expected utility and the information-processing cost [41, 42] to achieve the total utility maximization goal, i.e.,

$$\begin{aligned} \max w &= \sum_j p_{ij} u_{ij} + \tau H, \\ \text{s.t. } &\sum_j p_{ij} = 1, \end{aligned} \quad (1)$$

where $\sum_j p_{ij} u_{ij} + \tau H$ is the objective function subjected to $\sum_j p_{ij} = 1$. Using the Lagrange multiplier method, we can obtain the solution of Eq. (1) as follows:

$$L(p_{ij}, \lambda) = \sum_j p_{ij} u_{ij} + \tau H - \lambda (\sum_j p_{ij} - 1), \quad (2)$$

where λ is a Lagrange multiplier. According to $\frac{\partial L}{\partial p_{ij}} = 0$ for all destinations, we can obtain

$$u_{ij} - \tau (\ln p_{ij} + 1) = \lambda, \quad (3)$$

which means that all destinations have the same utility minus the marginal information-processing cost under

the traveler's optimal choice strategy. This situation is very similar to consumer equilibrium in microeconomics [43], in which the marginal utility of each good is equal. Thus, we name $u_{ij} - \tau(\ln p_{ij} + 1)$ the *marginal utility* of destination j . The total utility of the system is the sum of the integrals of the marginal utilities of all destinations. The optimal choice strategy for the traveler is to follow the *equimarginal principle* [43] to select destinations in order to achieve maximum total utility. Combining Eq. (3) and $\sum_j p_{ij} = 1$, we can derive

$$p_{ij} = \frac{e^{u_{ij}/\tau}}{\sum_j e^{u_{ij}/\tau}}, \quad (4)$$

which is the equilibrium solution of Eq. (1). In mathematical form, Eq. (4) is the Logit model derived in terms of random utility theory [31]. However, our derivation does not need to assume in advance that the destination utility perception errors follow the Gumbel distribution.

B. Collective choice model

We further extend the transportation system to the case where origin i has infinite homogeneous travelers (i.e., $O_i \gg 1$), each of whom still has only one trip. The question then becomes how these trips are distributed among various destinations. If the utility of destination j is not affected by the number of trips to j , Eq. (4) can still be applied in this system. On this occasion, the number of trips from i to j is $T_{ij} = O_i p_{ij}$, and the system entropy S is the sum of the information entropy H of each trip. Therefore, we can rewrite Eq. (1) as

$$\begin{aligned} \max W &= \sum_j T_{ij} u_{ij} + \tau S, \\ \text{s.t.} \quad &\sum_j T_{ij} = O_i. \end{aligned} \quad (5)$$

Similarly, all homogeneous travelers follow the equimarginal principle so that all destinations have the same marginal utility for them. If the utility of destination j is abstractly written as $u_{ij} = A_j - c_{ij}$, where A_j is the constant attractiveness of destination j reflecting the activity opportunities (including variables such as retail activity and employment density) [44] available there, and c_{ij} is the constant travel cost from i to j , we can use the Lagrange multiplier method to obtain the equilibrium solution of Eq. (5) as

$$T_{ij} = O_i \frac{e^{(A_j - c_{ij})/\tau}}{\sum_j e^{(A_j - c_{ij})/\tau}}, \quad (6)$$

which is the same as the singly-constrained gravity model derived from the Logit model [31].

However, in practice, the utility of destination j is affected by the number of trips from i to j [45]; that is,

u_{ij} is a function of T_{ij} . For example, the trip number T_{ij} from origin i to destination j will influence the travel cost from i to j and the attractiveness of destination j , both of which will change the utility of destination j . Hence, the utility can be abstractly written as $u_{ij}(T_{ij}) = A_j - l_j(T_{ij}) - c_{ij} - g_{ij}(T_{ij})$, where $l_j(T_{ij})$ is the variable attractiveness function at destination j and $g_{ij}(T_{ij})$ is the congestion function on the way from i to j . We already know that each traveler follows the equimarginal principle to make the optimal choice. In this context, a traveler's choice of destination depends on how other travelers are distributed over all destinations [46]. The phenomenon of one individual's behavior being dependent on the behavior of other individuals, known as individual interaction, is widespread in social systems. In this interactive system, the optimal choice strategy for all travelers is still to assign all destinations the same marginal utility. Since the total utility of the system is the sum of the integrals of the marginal utilities of all destinations, the utility maximization model of the interactive system can be written as

$$\begin{aligned} \max W &= \sum_j \int_0^{T_{ij}} u_{ij}(x) dx + \tau S, \\ \text{s.t.} \quad &\sum_j T_{ij} = O_i. \end{aligned} \quad (7)$$

Interestingly, the objective function of Eq. (7) is mathematically consistent with the Helmholtz free energy in physics [47]; thus, we name Eq. (7) the *free utility* model. Analogous to the thermodynamic system, the equilibrium trip distribution maximizes the free utility function in the transportation system. In addition, the first term of the free utility function, $\sum_j \int_0^{T_{ij}} u_{ij}(x) dx$, is analogous to internal energy, including potential energy in a thermodynamic system. Monderer and Shapley [48] therefore named this term the *potential function*. The free utility model with $\tau = 0$ is essentially a potential game with an infinite number of agents.

Here, to generate gravity-like behavior, the utility needs a logarithmic dependence on the number of travelers from i to j , i.e., $u_{ij}(T_{ij}) = A_j - c_{ij} - \gamma \ln T_{ij}$, where $\gamma \ln T_{ij} = l_j(T_{ij}) + g_{ij}(T_{ij})$ is the simplified cost function, including the travel congestion cost and the destination variable attractiveness, and γ is a non-negative parameter. Equation (7) can be specifically written as

$$\begin{aligned} \max W &= \sum_j \int_0^{T_{ij}} (A_j - c_{ij} - \gamma \ln x) dx + \tau S, \\ \text{s.t.} \quad &\sum_j T_{ij} = O_i. \end{aligned} \quad (8)$$

Using the Lagrange multiplier method, we can obtain

$$T_{ij} = O_i \frac{e^{(A_j - c_{ij})/(\gamma + \tau)}}{\sum_j e^{(A_j - c_{ij})/(\gamma + \tau)}}. \quad (9)$$

This result is the singly-constrained gravity model [5]. Parameter τ reflects the information-processing price for bounded rational travelers, and parameter γ reflects travelers' interaction strength. Figure 1 shows the effect of changes in parameters τ and γ on the free utility optimal solution in a simple system with one origin and two destinations. The surface in Fig. 1 describes the optimal solution of the free utility model in this simple system. From Eq. (8), we can see that when $\gamma > 0$ and $\tau = 0$ (meaning no information-processing cost), the free utility model is equivalent to the degenerated destination choice game model [34] in terms of potential game theory, as shown in the left dashed line of Fig. 1; when $\gamma > 0$ and $\tau \rightarrow \infty$ (meaning that the information-processing cost is too high), travelers can only uniformly randomly select each destination, as shown in the lower-right solid line of Fig. 1; when $\tau > 0$ and $\gamma = 0$ (meaning that there is no interaction among travelers), the free utility model is equivalent to the Logit model [31], as shown in the upper-right dotted line of Fig. 1; and when $\tau = 0$ and $\gamma = 0$, all travelers will select the destination with the highest constant utility, as shown in the intersection point of the dashed line and dotted line of Fig. 1.

Above, we considered only a simple system with a single origin. However, there is more than one origin ($M > 1$) in a real transportation system. In such a system, the utility form of destination j is changed. It is affected by not only the number of trips from i to j but also the total number of trips attracted to destination j . Hence, the utility of destination j for travelers at origin i can be abstractly written as $u_{ij}(T_{ij}, D_j) = A_j - l_j(D_j) - c_{ij} - g_{ij}(T_{ij})$, where D_j is the total number of trips attracted to destination j , i.e., $D_j = \sum_i T_{ij}$. If D_j is as constant as O_i , that is, not only the total number of trips emanating from origin i but also the number of trips destined for any destination is fixed, then, the variable attractiveness function $l_j(D_j)$ of destination j is also constant and thus can be merged into the constant attractiveness A_j of destination j . In other words, only the travel congestion function $g_{ij}(T_{ij})$ influences the destination choice behavior of travelers. If $g_{ij}(T_{ij}) = \gamma \ln T_{ij}$, the free utility model of the system can be written as

$$\begin{aligned} \max W &= \sum_i \sum_j \int_0^{T_{ij}} (A_j - c_{ij} - \gamma \ln x) dx + \tau \sum_i S_i, \\ \text{s.t.} \quad &\sum_j T_{ij} = O_i, \\ &\sum_i T_{ij} = D_j, \end{aligned} \quad (10)$$

where the two constraints $\sum_j T_{ij} = O_i$ and $\sum_i T_{ij} = D_j$ are the fixed total number of trips emanating from origin i and the fixed total number of trips attracted to destination j , respectively. Using the Lagrange multiplier method, we can obtain

$$T_{ij} = a_i b_j O_i D_j e^{-c_{ij}/(\gamma+\tau)}, \quad (11)$$

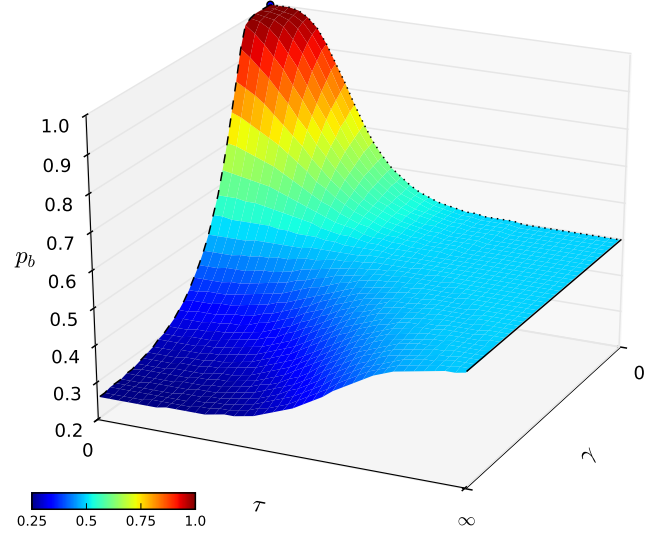


FIG. 1. **The effect of parameter changes on the optimal solution of the free utility model.** In this simple system, there is only one origin, labeled a , and two destinations, labeled b and c . The origin has 200 travelers, each of whom has only one trip. The utilities of b and c are $u_{ab} = 20 - 3\gamma T_{ab}$ and $u_{ac} = 2 - \gamma T_{ac}$, respectively, where T_{ab} and T_{ac} are the number of travelers selecting destinations b and c , respectively, and γ is the interaction strength parameter. The information-processing cost for these travelers is $-\tau S$, where τ is the information-processing price. The surface of the figure describes probability p_b that destination b is selected in the optimal solution of the free utility model under different parameter combinations.

where $a_i = 1/\sum_j b_j D_j e^{-c_{ij}/(\gamma+\tau)}$ and $b_j = 1/\sum_i a_i O_i e^{-c_{ij}/(\gamma+\tau)}$. This is the doubly-constrained gravity model widely used in transportation science [5]. This free utility model can be reduced to some classical models under specific parameter combinations. When $\tau > 0$ and $\gamma = 0$ (meaning that there is no interaction among travelers), Eq. (10) is equivalent to the free cost model proposed by Tomlin et al. [29], and its solution has the same form as that of Wilson's maximum entropy model [27]. When $\tau = 0$ and $\gamma = 0$, Eq. (10) is equivalent to the Hitchcock-Koopmans problem [49], which asks, for every origin i and destination j , how many travelers must journey from i to j in order to minimize the total cost $\sum_i \sum_j (c_{ij} - A_j) T_{ij}$. When $\tau \rightarrow \infty$ (meaning that the first term of the free utility function in Eq. (10) is negligible), Eq. (10) is equivalent to the equal priori probability Sasaki model [29] with the solution $T_{ij} \propto O_i D_j$.

In a real transportation system, the travel cost c_{ij} often follows an approximate logarithmic relationship with distance d_{ij} , i.e., $c_{ij} \approx \beta \ln d_{ij}$ [50]. Using $\beta \ln d_{ij}$ instead of c_{ij} in Eq. (11), we can obtain the social gravity law

$$T_{ij} = a_i b_j O_i D_j d_{ij}^{\beta/(\gamma+\tau)}. \quad (12)$$

Thus far, we have achieved the goal of explaining the root of the social gravity law. The social gravity law

is a macroscopic phenomenon caused by the interaction of bounded rational individuals in destination choice. In contrast, the destination choice game model considers only individual interaction but ignores individual bounded rationality, which is almost universal in practice, while the maximum entropy model, the free cost model and the Logit model reflect the randomness of individual choice decisions but do not reflect individual interaction.

C. Network expansion model

The above constraints $\sum_j T_{ij} = O_i$ and $\sum_i T_{ij} = D_j$ are essential in the classic four-step travel demand forecasting models in transportation science since the second-step model predicting trip distribution requires the input values of trip production and attraction resulting from the first-step model [5]. However, the total number of trips D_j attracted to destination j is impossible to fix beforehand in a real transportation system since $D_j = \sum_i T_{ij}$ is the product of the individual destination choice process. In other words, D_j is variable. In this case, the free utility model can still describe traveler destination choice behavior. For a better understanding, we transform the destination choice problem in the transportation system with multiple origin-destination pairs into an equivalent route choice problem in a dummy network, as shown in Fig. 2. In this network, there are M origin nodes, N destination nodes and one dummy node s . There are $M \times N$ dummy links leading from each origin node to each destination node and N dummy links leading from each destination node to the dummy node. Each origin node has O_i travelers whose final destination in this network is the dummy node s . The traveler journeying from i to s has N alternative paths. Each path is composed of two links, ij and js . The flow along link ij is T_{ij} , and that along js is $\sum_i T_{ij}$. The path utility consists of the utility $u_{ij}(T_{ij}) = -c_{ij} - g_{ij}(T_{ij})$ of link ij and the utility $u_j(\sum_i T_{ij}) = A_j - l_j(\sum_i T_{ij})$ of link js . Hence, the free utility model for this dummy network can be written as

$$\begin{aligned} \max W = & \sum_i \sum_j \int_0^{T_{ij}} u_{ij}(x) dx + \sum_j \int_0^{\sum_i T_{ij}} u_j(x) dx \\ & + \tau \sum_i S_i, \\ \text{s.t. } & \sum_j T_{ij} = O_i, \end{aligned} \quad (13)$$

where $S_i = -\sum_j T_{ij} \ln \frac{T_{ij}}{O_i}$. In addition, some paths may not be selected since the number of trips O_i is finite in practice; thus, constraint $T_{ij} \geq 0$ must be added to Eq. (13). Interestingly, Eq. (13) is identical to the stochastic user equilibrium (SUE) model [51] for traffic assignment in transportation science. There are many algorithms that can solve this model and calculate the traf-

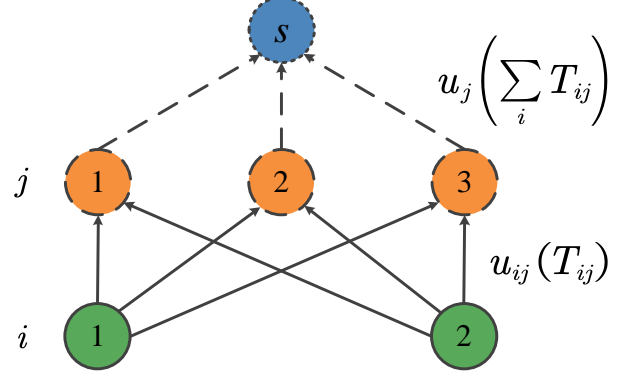


FIG. 2. A dummy network to illustrate destination choice behavior in a transportation system with multiple origin-destination pairs. In this network, the green nodes in the bottom layer are origin nodes, labeled i , and the orange nodes in the middle layer are destination nodes, labeled j . The solid lines from the green nodes to the orange nodes are dummy links ij , with flow T_{ij} and utility $u_{ij}(T_{ij})$. The blue node in the top layer is the dummy node s . The dashed lines from the orange nodes to the dummy node are dummy links js , with flow $\sum_i T_{ij}$ and utility $u_j(\sum_i T_{ij})$. Individual destination choice behavior is route choice behavior in this network. The path from i to s is composed of link ij and corresponding link js .

fic flow on all links in the network [44]. Although the free utility model in Eq. (13) cannot provide an explicit expression of T_{ij} , it can better characterize collective destination choice behavior than the doubly-constrained gravity model that specifies the number of trips D_j attracted to destination j .

In the above studies, we assumed that the factors influencing the utility of destination j for travelers at origin i include the destination variable attractiveness function $l_j(\sum_i T_{ij})$ and the travel congestion function $g_{ij}(T_{ij})$. In practice, the travel congestion cost is determined by the link congestion cost in the transportation network, and the link congestion cost depends travelers' route choice results. Therefore, under the premise of having transportation network data, a combined destination and route choice model can predict not only the number of trips between origin and destination pairs but also the link flow in the transportation network. Here, we present a network expansion method to simultaneously solve the destination and route choice problem, as shown in Fig. 3. The bottom layer is the real transportation network, in which each green node labeled i represents a location (which is the centroid of the traffic analysis zone (TAZ) in transportation science) that can produce and attract trips, the black square nodes represent ordinary nodes such as intersections, and the links labeled a represent segments. Each link is assigned a utility $-t_a(x_a)$ summarizing the relationship between link cost t_a and link flow x_a . We expand the real transportation network

by adding two types of dummy nodes and two types of dummy links. First, we add a dummy destination node i' for each node i and a dummy link ii' from node i to node i' . The flow along link ii' is $x_{ii'}$, which is equal to the trip attraction at the real destination i . The equivalent utility of link ii' is the negative destination variable attractiveness $-l_{ii'}(x_{ii'})$. Next, we add a dummy origin node i'' for each node i and add dummy links from node i'' to all dummy origin nodes except the corresponding dummy origin i'' . The flow along link $i'i''$ is $x_{i'i''}$, which is equal to the number of trips between the corresponding origin and destination pair. The equivalent utility of link $i'i''$ is the constant attractiveness $A_{i'}$. In this manner, an expanded network is formed.

In this expanded network, the fixed trip volume from origin node i to corresponding dummy origin node i'' is O_i , i.e., the number of travelers at origin i . Consequently, the combined destination and route choice problem is converted into a route choice problem in the expanded network. The free utility model for this expanded network can be written as

$$\begin{aligned} \max W = & - \sum_a \int_0^{x_a} t_a(x) dx - \sum_{i'} \int_0^{x_{ii'}} l_{ii'}(x) dx \\ & + \sum_{i''} \sum_{i' \neq i''} A_{i'} x_{i'i''} + \tau \sum_i S_i, \\ \text{s.t. } & \sum_k f_i^k = O_i, \\ & f_i^k \geq 0, \end{aligned} \quad (14)$$

where $S_i = \sum_k f_i^k \ln \frac{f_i^k}{O_i}$ is the information-processing entropy for bounded rational travelers and f_i^k is the flow on the k th path from node i to the corresponding dummy origin node i'' . The relationship between path flow f_i^k and link flow x_a in the expanded network is $x_a = \sum_i \sum_k f_i^k \delta_i^{a,k}$, where $\delta_i^{a,k}$ is 1 if path k uses link a and 0 otherwise. Similar to Eq. (13), Eq. (14) is a SUE model for traffic assignment on the expanded network. By solving it, we can obtain not only the traffic flow on the segment of the real transportation network but also the trip volume between TAZs (i.e., flow $x_{i'i''}$ along dummy link $i'i''$) and the trip volume attracted by each TAZ (i.e., flow $x_{ii'}$ along dummy link ii'). Such a model, which can simultaneously predict trip distribution and traffic flow, is called a combined distribution-assignment model in transportation science [44]. However, the combined model established by the free utility framework is more interpretable than most previous combined distribution-assignment models. It clearly shows the interaction of travellers with bounded rationality on the links and destinations of the real transportation network.

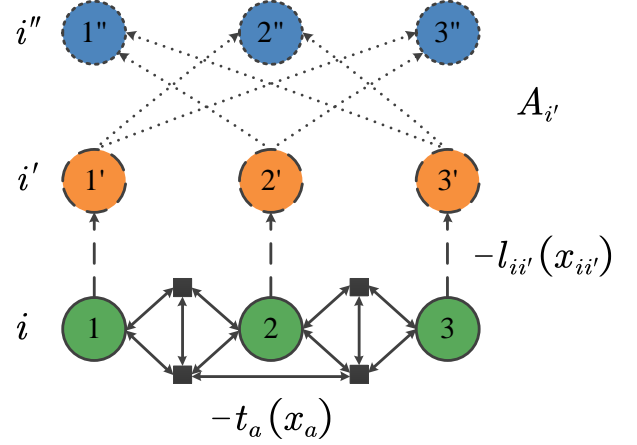


FIG. 3. **An expanded transportation network.** The bottom layer in this network is the real transportation network, in which the green nodes labeled i are the locations that can produce and attract trips, the black square nodes are the ordinary nodes of the transportation network, and the solid lines between the nodes are the links of the transportation network. The flow on the link labeled a is x_a , and the utility of the link is $-t_a(x_a)$. The orange nodes in the middle layer are the dummy destination nodes labeled i' . The dashed lines from the green nodes to the orange nodes are the directed links ii' with flow $x_{ii'}$ and utility $-l_{ii'}(x_{ii'})$. The blue nodes in the top layer are dummy origin nodes labeled i'' . The dotted lines from the orange nodes to the blue nodes are the directed links $i'i''$ with flow $x_{i'i''}$ and utility $A_{i'}$.

III. DISCUSSION AND CONCLUSIONS

In this paper, we developed a free utility model that can explain the social gravity law from the perspective of individual choice behavior. The model makes two basic assumptions: (1) the individual pursues utility maximization, and (2) the individual needs to pay the information-processing cost to acquire more knowledge about the utilities of the destinations. The objective function of the free utility model of the destination choice system with a single origin (see Eq. (7)) is mathematically consistent with the Helmholtz free energy in physics. In other words, this destination choice system is analogous to the isothermal and isochoric thermodynamic system that consists of several subsystems in thermal contact with a large reservoir: the number of travelers is analogous to the number of particles; the first term of the free utility model's objective function is analogous to the thermodynamic system's internal energy including potential energy; the information-processing price is analogous to the temperature of the reservoir; the information entropy is analogous to the entropy of the thermodynamic system; the information-processing cost is analogous to the heat transferred between the thermodynamic system and the reservoir; and the marginal utility is analogous to the chemical potential of the subsystem.

However, the essence of these two systems is different: the thermodynamic system follows the minimum free energy principle to make the system reach the equilibrium state in which all subsystems have the same chemical potential [47], and the maximization free utility of destination choice system is the result of individuals following the equimarginal principle to make choices to maximize their own utility.

Some previous models, including the free cost model [29] and the maximum entropy model [27], have not shown a clear derivation of the gravity model from microscopic mechanisms [52]. The free cost model presented by Tomlin and Tomlin derived the gravity model by analogy with the Helmholtz free energy, but it did not explain the social gravity law from the perspective of individual choice behavior. In our opinion, this model is not essentially different from the unconstrained gravity model established by direct analogy with Newton's law of universal gravitation. Similarly, Wilson's maximum entropy model on the gravity model can provide only the most likely macrostate but cannot describe individual choice behavior. The maximum entropy model also requires the prior constraint of the total cost, which is actually the result of individual choice. Additionally, both of these physical analogy models ignore the interaction among individuals, which is a ubiquitous phenomenon in social systems [6]. In comparison, we provide a concise explanation for the social gravity law from the perspective of individual behavior. It simultaneously reflects two dominant mechanisms that are common in social systems, namely, individual interaction and bounded rationality. This line of explanation brings us to the idea that the social gravity law is a phenomenon resulting from bounded rational individuals interacting with each other.

The free utility model can explain not only the social gravity law but also the potential function in game theory from the perspective of individual behavior. The free utility model is a stochastic potential game model [53] in mathematical form. The objective function of the potential game model proposed by Monderer and Shapley was established by analogy with the potential function in physics [48]. The variation in a player's individual payoff due to changes in the player's strategy is equal to the variation in the potential function [54, 55]. Every equilibrium strategy profile of the potential game maximizes the potential function. Under these circumstances, all players have the same payoff, and they cannot unilaterally change their strategy to increase their respective payoff. However, Monderer and Shapley raised a question about the interpretation of potential function: "What do the firms try to jointly maximize?" [48]. In fact, the potential function is not something that players try to jointly maximize. Now we know that players will maximize only their own utility (i.e., the payoff) through the modeling process of the free utility model. A player's optimal choice strategy is to make the marginal utility of each alternative equal. When all players follow this equimarginal principle, the sum of the integral of the

marginal utility of each alternative (called total utility in economics) is naturally maximized. In other words, the maximum potential function is the result of players' optimal choice strategy but is not a goal that the players pursue jointly.

The free utility model can also provide an explanation for the objective function of the classic traffic assignment model in transportation science. From Eq. (13), we can see that the free utility model for the transportation network is mathematically consistent with the SUE model [51]. Without considering the information-processing cost, the free utility model is mathematically consistent with the classic user equilibrium (UE) model established by Beckmann [56]. The equilibrium solution of the UE model, in which all paths used between each OD pair have equal and minimum costs, is simply the result of the optimal path choice strategy selected by travelers following the equimarginal principle. The objective function of the UE model, i.e., the sum of the integral of the marginal utility (negative cost) of each link, is actually the negative free utility without information-processing cost. This provides new insights into UE and SUE models.

We know that the free utility model can be used to predict trip distribution and traffic assignment in the four-step travel forecasting procedure. Moreover, the free utility model can also be used to predict modal splits in the four-step procedure [5]. If we regard transportation modes as alternatives and assign the appropriate utility to each mode, we can build a free utility model similar to that shown in Eq. (7) to predict the number of travelers selecting different modes. Compared with the Logit model, which is the model most frequently used for mode choice prediction in transportation science, the advantage of the free utility model is that it can reflect the interaction among travelers. For example, congestion in subways has a negative effect on utility in this mode. However, the Logit model does not consider the congestion caused by individual interaction [37] that is common in actual transportation systems. Furthermore, mode choice can be combined with destination choice and route choice to build a multistep combined model under the free utility framework. This requires only that the real transportation network shown in the bottom layer of Fig. 3 be expended into a multimode integrated transportation network. By the same token, travel choice behaviors such as trip frequency choice and departure time choice can also be modeled in combination with the above steps under the free utility framework. In summary, such combined models allow us to systematically study the entire travel decision-making process of interacting bounded rational travelers and quantitatively analyze the complex transportation system under the more interpretable analytic framework.

Finally, although we use individual destination choice behavior in the transportation system as background to explain the social gravity law, such behavior of selecting alternatives exists not only in the transportation system

but also in systems where the spatial interaction patterns follow the social gravity law. For example, population migration involves selecting locations as residences, social interaction involves selecting people as friends and scientific collaboration involves selecting researchers as partners. In these systems, individuals tend to select alternatives with relatively high activity and relatively low distance, and changes in the number of individuals who select the same alternative will affect the variation in the utility of the alternative. For example, an increase in commodity competitors for the same product will lead to a decrease in the product price, and an increase in collaborators with one scientist will lead to a decrease in cooperation intensity between this scientist and her collaborators. The spatial interaction behavior in these different systems can be described by the free utility model. Not only that, the free utility model of the destination choice system with a single origin (see Eq. (7)) can be used for generalized problems of human choice, where homogeneous individuals select from multiple alternatives

with utility associated with the choices. Moreover, using the dummy network method, we can extend the free utility model to individuals of different types (i.e., heterogeneous individuals). The dummy network in Fig. 2 can be regarded as a case in which two types of individuals select from among three alternatives. In this network, the utility of the solid line represents the utility component of the alternative for the corresponding type of individual, and the utility of the dashed line represents the utility component of the alternative for both types of individuals. In short, the free utility model that explains the social gravity law not only helps us deeply understand collective choice behavior patterns emerging from the interaction of bounded rational individuals but also shows potential application in predicting, guiding or even controlling human choice behavior in various complex social systems.

Acknowledgments: This work was supported by the National Natural Science Foundation of China (Grant Nos. 71822102, 71621001, 71671015).

-
- [1] G. Carra, I. Mulalic, M. Fosgerau et al., Modelling the relation between income and commuting distance, *Journal of the Royal Society Interface*, 13(119): 20160306, 2006.
 - [2] J. H. Niedercorn and B. V. Bechdolt Jr, An economic derivation of the “gravity law” of spatial interaction, *Journal of Regional Science*, 9(2): 273-282, 1969.
 - [3] J. R. Roy and J. C. Thill, Spatial interaction modelling, *Papers in Regional Science*, 83(1): 339-361, 2003.
 - [4] J. S. Jia, X. Lu, Y. Yuan, G. Xu et al., Population flow drives spatio-temporal distribution of COVID-19 in China, *Nature*, 582: 389-394, 2020.
 - [5] J. de Dios Ortúzar and L. G. Willumsen, *Modelling Transport*, John Wiley & Sons, West Sussex, 2011.
 - [6] M. Barthélemy, Spatial networks, *Physics Reports*, 499(1-3): 1-101, 2011.
 - [7] S. A. Stouffer, Intervening opportunities: A theory relating mobility and distance, *American Sociological Review*, 5(6): 845-867, 1940.
 - [8] A. Sen and T. E. Smith, *Gravity Models of Spatial Interaction Behavior*, Springer-Verlag, Heidelberg, 1995.
 - [9] F. Simini, M. C. González, A. Maritan et al., A universal model for mobility and migration patterns, *Nature*, 484(7392): 96-100, 2012.
 - [10] X.-Y. Yan, C. Zhao, Y. Fan, Z.-R. Di et al., Universal predictability of mobility patterns in cities, *Journal of the Royal Society Interface*, 11(100): 20140834, 2014.
 - [11] X.-Y. Yan, W.-X. Wang, Z.-Y. Gao et al., Universal model of individual and population mobility on diverse spatial scales, *Nature Communications*, 8(1): 1639, 2017.
 - [12] E.-J. Liu and X.-Y. Yan, A universal opportunity model for human mobility, *Scientific Reports*, 10: 4657, 2020.
 - [13] G. Fagiolo and M. Mastrorillo, International migration network: Topology and modeling, *Physical Review E*, 88(1): 012812, 2013.
 - [14] M. Karpiarż, P. Fronczak, and A. Fronczak, International trade network: Fractal properties and globalization puzzle, *Physical Review Letters*, 113(24): 248701, 2014.
 - [15] A. P. Masucci, J. Serras, A. Johansson et al., Gravity versus radiation models: On the importance of scale and heterogeneity in commuting flows, *Physical Review E*, 88(2): 022812, 2013.
 - [16] S. Goh, K. Lee, J. S. Park et al., Modification of the gravity model and application to the metropolitan Seoul subway system, *Physical Review E*, 86(2): 026102, 2012.
 - [17] A. Odlyzko, The forgotten discovery of gravity models and the inefficiency of early railway networks, *Economia*, 5(1): 157-192, 2015.
 - [18] H. C. Carey, *Principles of Social Science*, Lippincott, Philadelphia, 1858.
 - [19] E. G. Ravenstein, The laws of migration, *Journal of the Royal Statistical Society*, 52(2): 241-305, 1889.
 - [20] W. J. Reilly, *Methods for the Study of Retail Relationships*, University of Texas, Austin, 1929.
 - [21] C. Viboud, O. N. Bjørnstad, D. L. Smith et al., Synchrony, waves, and spatial hierarchies in the spread of influenza, *Science*, 312(5772): 447-451, 2006.
 - [22] W. S. Jung, F. Wang, and H. E. Stanley, Gravity model in the Korean highway, *Europhysics Letters*, 81(4): 48005, 2008.
 - [23] G. Krings, F. Calabrese, C. Ratti et al., Urban gravity: A model for inter-city telecommunication flows, *Journal of Statistical Mechanics: Theory and Experiment*, 2009(07): L07003, 2009.
 - [24] D. Balcan, V. Colizza, B. Gonçalves et al, Multiscale mobility networks and the spatial spreading of infectious diseases, *Proceedings of the National Academy of Sciences*, 106(51): 21484-21489, 2009.
 - [25] P. Kaluza, A. Kölzsch, M. T. Gastner et al., The complex network of global cargo ship movements, *Journal of the Royal Society Interface*, 7(48): 1093-1103, 2010.
 - [26] R. K. Pan, K. Kaski, and S. Fortunato, World citation and collaboration networks: uncovering the role of geography in science, *Scientific Reports*, 2: 902, 2012.
 - [27] A. G. Wilson, A statistical theory of spatial distribution models, *Transportation Research*, 1(3): 253-269, 1967.
 - [28] C. Hua and F. Porell, A critical review of the develop-

- ment of the gravity model, *International Regional Science Review*, 4(2): 97-126, 1979.
- [29] J. A. Tomlin and S. G. Tomlin, Traffic distribution and entropy, *Nature*, 220(5171): 974-976, 1968.
- [30] E. S. Sheppard, Theoretical underpinnings of the gravity hypothesis, *Geographical Analysis*, 10(4): 386-402, 1978.
- [31] T. A. Domencich and D. Mcfadden, *Urban Travel Demand: A Behavioral Analysis*, North-Holland Publishing Co., Amsterdam, 1975.
- [32] D. A. Hensher and L. W. Johnson, *Applied Discrete-Choice Modelling*, Routledge, New York, 2018.
- [33] T. Vicsek and A. Zafeiris, Collective motion, *Physics Reports*, 517(3-4): 71-140, 2012.
- [34] X.-Y. Yan and T. Zhou, Destination choice game: A spatial interaction theory on human mobility, *Scientific Reports*, 9: 9466, 2019.
- [35] H. A. Simon, *Theories of Bounded Rationality*, North-Holland Publishing Co., Amsterdam, 1972.
- [36] P. Fishburn, *The Foundations of Expected Utility*. D. Reidel Publishing Co., Dordrecht, 1982.
- [37] D. Luce, *Individual Choice Behavior: A Theoretical Analysis*, John Wiley & Sons, West Sussex, 1959.
- [38] M. Marsili, On the multinomial logit model, *Physica A: Statistical Mechanics and its Applications*, 269(1): 9-15, 1999.
- [39] D. H. Wolpert, M. Harré, E. Olbrich et al., Hysteresis effects of changing the parameters of noncooperative games, *Physical Review E*, 85(3): 036102, 2012.
- [40] P. A. Ortega and D. A. Braun, Thermodynamics as a theory of decision-making with information-processing costs, *Proceedings of the Royal Society A: Mathematical, Physical and Engineering Sciences*, 469(2153): 20120683, 2013.
- [41] S. Guan, L. Xu, Q. Zhang et al., Trade-offs between effectiveness and cost in bifunctional enzyme circuit with concentration robustness, *Physical Review E*, 101(1): 012409, 2020.
- [42] G. Tkačik and W. Bialek, Information processing in living systems, *Annual Review of Condensed Matter Physics*, 7: 89-117, 2006.
- [43] D. D. Tewari, *Principles of Microeconomics*, New Age International Ltd., New Delhi, 2003.
- [44] Y. Sheffi, *Urban Transportation Networks: Equilibrium Analysis with Mathematical Programming Methods*, Prentice Hall, England Cliffs, 1985.
- [45] M. Fujita, *Urban Economic Theory: Land Use and City Size*, Cambridge University Press, Cambridge, 1989.
- [46] J. Conlisk, Interactive Markov chains, *Journal of Mathematical Sociology*, 4(2): 157-185, 1976.
- [47] C. Kittel and H. Kroemer, *Thermal Physics*, Freeman, New York, 1980.
- [48] D. Monderer and L. S. Shapley, Potential games, *Games and Economic Behavior*, 14(1): 124-143, 1996.
- [49] F. L. Hitchcock, The distribution of a product from several sources to numerous localities, *Journal of Mathematics and Physics*, 20(1-4): 224-230, 1941.
- [50] X.-Y. Yan, X.-P. Han, B.-H. Wang et al., Diversity of individual mobility patterns and emergence of aggregated scaling laws, *Scientific Reports*, 3: 2678, 2013.
- [51] C. Fisk, Some developments in equilibrium traffic assignment, *Transportation Research Part B: Methodological*, 14(3): 243-255, 1980.
- [52] M. Barthélemy, The statistical physics of cities, *Nature Reviews Physics*, 1(6): 406-415, 2019.
- [53] J. K. Goeree and C. A. Holt, Stochastic game theory: For playing games, not just for doing theory, *Proceedings of the National Academy of Sciences*, 96(19): 10564-10567, 1999.
- [54] S. Grauwlin, E. Bertin, R. Lemoy et al., Competition between collective and individual dynamics, *Proceedings of the National Academy of Sciences*, 106(49): 20622-20626, 2009.
- [55] R. Lemoy, E. Bertin, and P. Jensen, Socio-economic utility and chemical potential, *Europhysics Letters*, 93: 38002, 2011.
- [56] M. J. Beckmann, C. B. McGuire, and C. B. Winsten. *Studies in the Economics of Transportation*, Yale University Press, New Haven, 1956.