

Immutable Log Storage as a Service on Private and Public Blockchains

William Pourmajidi¹, Lei Zhang², John Steinbacher³, Tony Erwin⁴, and Andriy Miransky⁵

^{1,2,5} Department of Computer Science, Ryerson University, Toronto, Canada

³ IBM Canada Lab, Toronto, Canada

⁴ IBM Watson and Cloud Platform, Austin, USA

william.pourmajidi@ryerson.ca, leizhang@ryerson.ca, jstein@ca.ibm.com,
aerwin@us.ibm.com, avm@ryerson.ca

Abstract

During the normal operation of a Cloud solution, no one pays attention to the logs except the system reliability engineers, who may periodically check them to ensure that the Cloud platform's performance conforms to the Service Level Agreements (SLA). However, the moment a component fails, or a customer complains about a breach of SLA, the importance of logs increases significantly. All departments, including management, customer support, and even the actual customer, may turn to logs to determine the cause and timeline of the issue and to find the party responsible for the issue. The party at fault may be motivated to tamper with the logs to hide their role. Given the number and volume of logs generated by the Cloud platforms, many tampering opportunities exist. We argue that the critical nature of logs calls for immutability and verification mechanism without the presence of a single trusted party.

This paper proposes such a mechanism by describing a blockchain-based log system, called Logchain, which can be integrated with existing private and public blockchain solutions. Logchain uses the immutability feature of blockchain to provide a tamper-resistance storage platform for log storage. Additionally, we propose a hierarchical structure to combine the hash-binding of two blockchains to address blockchains' scalability issues. To validate the mechanism, we integrate Logchain into two different types of blockchains. We choose Ethereum as a public, permission-less blockchain and IBM Blockchain as a private, permission-based one. We show that the solution is scalable on both the private and public blockchains. Additionally, we perform the analysis of the cost of ownership for private and public blockchains implementations to help a reader selecting an implementation that would be applicable to their needs.

The Logchain's scalability improvement on a blockchain is achieved without any alteration on the fundamental architecture of blockchains. As shown in this work, it can function on private and public blockchains and, therefore, can be a suitable alternative for organizations that need a secure, immutable log storage platform.

1 Introduction

In the majority of Cloud offerings, there are two parties involved. A Cloud Service Provider (CSP) owns a pool of computing resources and offers them at predefined prices to a Cloud Service Consumer (CSC) via the Internet.

The CSP uses continued monitoring to ensure that the current Quality of Service (QoS) provided to the CSC matches with the one in the signed Service Level Agreement (SLA). When a technical issue arises, the CSC will be one of the parties that become interested in reviewing and assessing the logs, because logs hold the truth about the delivered QoS.

Full access to all resources (e.g., bare-metal servers, networking components, cloud management platforms, and virtualization tools) is required to deploy holistic monitoring solutions [1], and such access is only available to the CSP.

While the full control over monitoring systems and generated logs allows CSPs to monitor and maintain Cloud services efficiently, it gives them a controversial power over evidential resources that are important to CSCs. That is, logs are generated and stored on a platform, which is built, managed, and owned by a CSP. Hence, CSPs have full permission on all collected logs. Such situations cause many trust-related issues.

Log tampering actions include adding, removing, and manipulating a log partially or entirely. Moreover, log tampering may affect CSCs financially and technically. If a CSP tampers with the logs related to resource usage and overcharges the customer, or if a CSP hides the breach of one or more criteria of an SLA, the CSC is in immediate need of finding a method or a tool to verify the integrity of data provided by the CSP.

Logs are evidential documents [2]. They contain all the details and QoS metrics related to the operation of software, network components, servers, and Cloud platforms. As a key element in computer forensic investigations, logs are presentable in the court of law [3, 4] only if they satisfy the legal requirement such as authenticity, reliability, and admissibility.

Here, tamper-motivation is defined as the desire of one or more of the parties involved in a platform, infrastructure, or Cloud solution to access critical logs and tamper with these logs by adding, removing, or manipulating a part or the entire log.

Below, we provide three examples of situations where there may be motivation to tamper with logs related to private, community, and public Clouds.

Example 1. In a private Cloud, a unique type of tamper-motivation may exist. Imagine a company that has established a private Cloud. The management team has requested from the Information Technology (IT) department a full second-by-second backup for all of the company’s financial data. The IT department configures its backup systems and ensures that there is enough space for continuous backup of transactions. Months after the initial setup, the company’s primary storage is affected by a hardware failure. The IT department finds out that the real-time backup system has stopped working a few days ago and had sent several alerts that no one in the IT department noticed. The IT department is the only department that has access to all the logs. Thus, the department may be motivated to tamper with the logs to cover up the problem.

Example 2. A community Cloud [5] requires a clear definition of responsibilities for each partner. In case of an unfortunate incident, the party at fault may be motivated to tamper with the logs that identify them as the party responsible for the issue. Even worse, they may try to tamper with the logs and fabricate a scenario where another party becomes the main reason behind failure. Having access to the logs for one or more of the parties in a community Cloud may cause trust issues that call for the logs’ immutability.

Example 3. As for the public Cloud, the platform’s operational health, performance, generated metrics, and even charge-back reports (that are consolidated in the form of monthly invoices to CSCs) are entirely managed by CSPs. Without having access to the actual logs or the actual infrastructure, CSCs of the public Clouds are in a very unfair, dependent position. Consider a scenario in which a CSC deploys an application on an elastic Cloud environment with an auto-scaling feature and defines a rule that when the memory usage exceeds 80%, the CSP should allocate 20% extra memory space to the deployed application. Imagine that the CSC receives complaints related to the application performance from its users. The CSC asks the CSP to send a detailed report of the elastic memory allocation. The CSP’s IT team checks their logs and finds out that the auto-scaling feature has worked intermittently, hence the performance issue. If the CSC finds out the truth, there may be a lawsuit on the horizon. Thus, the IT team may be motivated to tamper with the log before sending it to the CSC.

Given the existence of many motivations to tamper with logs on the Cloud platforms, the negative consequences of log tampering for the CSCs, and the inadequacy of existing monitoring solutions, we conclude that an immutable log system, which is capable of storing the logs and verifying their integrity, can be genuinely beneficial for the CSCs and can be used to establish trust among Cloud participants. Thus, a CSP implementing such a system offers a higher level of visibility and promotes a higher level of assurance and trust. Therefore, implementing Logchain can result in a competitive advantage over other Cloud providers who do not offer the same level of visibility and assurance.

To address the trust issue of the current Cloud log storage solutions, our **objective** is to create an immutable log system called Logchain. We choose blockchain as our data storage model as it has all the

required features (such as immutability) and can store any type of data. The proposed solution collects logs from various platforms and stores them in blocks of blockchains. To make the Logchain more accessible, we construct a Logchain as a Service (LCaaS) by implementing an API that can be used to interact with the Logchain.

To implement LCaaS, we provide a solution for the main scalability limitation of the blockchain, namely, the number of computational resources needed to verify each block’s integrity. This is done by designing a hierarchical ledger.

The main **contribution** of this paper is to extend the applicability of LCaaS as a hierarchical ledger from a proprietary, private blockchain to Ethereum as a public blockchain and to IBM Blockchain [6] as a private blockchain. We refer to these two blockchain platforms collectively as blockchain vendors. We focus on the primary integration point between LCaaS and blockchain vendors and assess integrated solutions’ performance by measuring the impact of all relevant factors. The incoming transactions per second (*tps*) defines the incoming load for the LCaaS. The higher the *tps*, the more work there is for LCaaS and its hashing methods. Nevertheless, the *tps* does not directly impact the number of outgoing transactions to blockchain vendors. The number of outgoing transactions is defined by the length of lower-level blockchains, also known as circled blockchains. The longer circled blockchains result in a lower frequency of submission of blocks to blockchain vendors. While this lower submission makes the integration more feasible (as there are fewer transactions to be paid for), it creates a longer window of time for logs to be stored locally before they can be sent to blockchain vendor, hence a higher risk.

While there are solutions that recommend the use of blockchain as a storage option for critical data (e.g., [7, 8, 9]), to the best of our knowledge, none of them have tried to address the scalability issues of blockchain platforms for complete and large-scale log storage. As a result, most existing solutions have settled for partial storage of logs, such as audit logs [10, 11]. While this solves a portion of the problem, we argue that the entire log storage system has to be immutable. Moreover, blockchains are used as an immutable storage option for many transaction-related data, but their usage in the non-financial area is still in infancy. We employ blockchain and use blocks to store logs. To successfully implement our prototype, we had to provide a solution for the blockchain’s main scalability limitation, namely, the number of computational resources needed to verify each block’s integrity.

It is essential to mention that each blockchain vendor has vendor-specific configurable items that may impact the integration’s overall performance. Hence, it is not always possible to compare the performance of the two implemented solutions. For example, in the case of Ethereum, the gas price is the only factor that defines the speed at which a miner accepts the transactions and adds it to a block in the public blockchain. The economics of Ethereum as a public blockchain and the role of gas price are explained in Section 5.4.3. In the case of IBM blockchain, there is no such concept as gas price; instead, there are different pricing models [12], and one can choose an appropriate model based on the business needs and budgeting constraints.

Our prototype constructs LCaaS, receives logs, and stores them in an immutable hierarchical ledger. Clients can use LCaaS API to interact with the solution and send, verify, and retrieve data from this immutable storage. The complete source code of the prototype can be accessed via [13].

In addition to using essential characteristics of blockchain technology, we have introduced the following new additional features that will increase functionality, scalability, and usability of blockchain technologies for tamper-proof log storage.

We design the proposed solution as a service so that multiple customers can use it concurrently. Moreover, given that CSCs are already using many “X-as-a-Service” solutions, they are accustomed to such a service offering model. To ensure that the proposed solution can be used in conjunction with the existing blockchain solutions, we implemented the proposed hierarchical ledger on top of Ethereum.

This manuscript expands [14, 15], which mainly focused on the internal design and implementation of LCaaS and its interaction with Ethereum blockchain. In this work, we expand the integration of LCaaS onto a private blockchain platform, namely, IBM Blockchain and then compare the results of LCaaS integration to two blockchain platforms. We also assess and compare the cost of ownership for the two implementations.

The rest of this paper is structured as follows. In Section 2, we provide related works and a brief literature review on both Cloud computing and blockchain. In Section 3, we review background details on blockchains and its key concepts such as hashing and binding and provide details for blockchain taxonomies. In Section 4, we introduce the methodologies that we use to build Logchain, our prototype, and the approaches for en-

hancing blockchain and its capability, followed by the implementation of the hierarchical ledger. In Section 5, we present implementation and integration details of LCaaS to blockchain vendors, namely, Ethereum and IBM Blockchain. In Section 6, we analyze the results of the integration of the LCaaS model with Ethereum and IBM Blockchain. In Section 7, we discuss practical aspects of implementing LCaaS. In Section 8, we summarize potential threats to the validity of the proposed solution. Finally, in Section 9, we conclude the paper by providing a summary and a direction towards future work.

2 Literature Review

In Section 2.1, we review the related work that highlights the importance of Cloud monitoring and challenges specific to Cloud monitoring. In Section 2.2, we provide an overview of blockchain and its characteristics, concluding with a review of blockchain capacity limitations and their respective solutions.

2.1 Cloud Logs and Related Challenges

Companies like Netflix deploy large and scalable solutions on the Cloud. The metrics that need to be monitored can quickly produce more than 10 billion records a day [16], making the data set large enough to be classified as Big Data [17, 18]. The high volume of generated logs makes the storage and process of the collected data computationally expensive [18, 19]. Hence, monitoring large scale deployed platforms is one of the major challenges of Cloud monitoring [19].

In addition to the scale of generated logs, unique characteristics of Cloud platforms cause various monitoring challenges. The CSPs use Cloud orchestration tools to automate the allocation of resources and their placement, fault management, and storage management [20]. Many monitoring tools need to be aware of the existence of a resource before they can provide a monitoring service for it. Hence, conventional monitoring tools cannot be used in an environment that offers dynamic resource allocation [19] empowered by Cloud orchestration tools. These challenges are not limited to hardware resources such as CPU and RAM, and the dynamic nature of Cloud networks also causes difficulties for the network monitoring tools [21].

Cloud platforms consist of several hierarchical layers [22]. The layer at the bottom is the hardware level and consists of data centre components. Many software-defined layers are implemented on top of this layer [23]. A common challenge for CSPs is to trace an issue and find out the layer (and a component specific to that layer) that is the root cause of a given problem. Addressing this challenge requires extensive traceability and a holistic view of how layers are interrelated. Interestingly, this layered architecture opens the door for many log tampering opportunities as the logs at each layer are only accessible to the technical team responsible for that layer.

The legal system relies on a range of forensic investigation and identification. In the digital era, digital evidence such as operational logs, transaction logs, and usage logs replace physical evidence. This new type of evidence requires new forensic investigation methods [24]. In an attempt to regulate and standardize digital forensics practices, the Digital Forensic Research Workshop (DFRWS) [25] has developed a forensic framework. The framework identifies preservation as a crucial step and indicates that it must be a guarded principle across “forensic” categories.

Another major challenge related to the authenticity and reliability of digital evidence is that digital data are much more easily tampered with compared to physical evidence. Furthermore, just transferring or viewing digital evidence requires translation and transformation through many software and network layers. As a result, a significant trust issue exists for any digital evidence that is captured from a digital source. To effectively use logs as digital evidence, many have recommended using a Log Management System (LMS) [26, 27]. The majority of LMSs promise a set of desirable features, such as tamper-resistance, verifiability, confidentiality, and privacy [27]. To secure the collected logs, specifically audit logs, Waters et al. [11] build a platform that uses hash encryption to protect the content of audit logs from unauthorized parties by encrypting the content of them. Furthermore, the authors indicate that while encryption is required to preserve the logs and to make them immutable, it will cause many search issues. For instance, relying on traditional search techniques would require complete decryption for all the records at the search time. Such a requirement by itself creates room for potential unauthorized access. The authors present a design for a log encryption system that allows a designated trusted party, known as an audit escrow agent, to construct search capabilities and allow an investigator to decrypt entries matching a keyword. Ko and Will [28]

indicate that data are (arguably) the most important asset on the Cloud and offer a solution (referred to as Logger) to address four issues of the current data collection tools: the inability to provide a tamper-resistant environment, accurate timestamp synchronization among all data collection servers, log space requirements, and efficient logging of root usage of the system. Ko and Will [28] offer a solution referred to as Logger and claim that Logger addresses all four issues. Regarding preventing log tampering, the authors acknowledge the complexity and difficulty of this requirement and address it by only allowing an internal process to access the file and forcing such limitation in all internal system calls. The authors explore additional options, such as the use of signatures, hash creation for records, or hash chaining, but in the end, argue that such methods can cause significant performance issues. However, LMSs are managed by IT personnel; thus, requiring the presence of a trusted third party (TTP), limiting LMSs applicability.

File verification techniques can be utilized to preserve log integrity. More than five decades ago, Peterson et al. described the use of cyclic codes to verify that a given array of bits is original or a change has happened [29]. Based on similar principles of cyclic codes, checksum has been widely known and used [30, 31]. In particular, checksums are used by many file systems to validate the integrity of files and their related operations, such as copy and move. The primary issue related to checksumming data is that generating and verifying checksum values will slow down the I/O process [31], which is known to be the slowest among all processes in a computer [32].

One of the most popular modern hashing techniques is a family of Secure Hash Algorithms (SHA) [33], which is used as a means to verify content, authorship, or a property of a digital artifact. As an example, the source code management system git [34] generates a SHA-1 [33] signature for a commit and uses it to trace the commit throughout the entire lifecycle of the source code [35]. In this solution, SHA-1 is mainly used for traceability and points out to the person who committed the code and is not used for tamper-detection.

In recent years, many verification-as-a-service platforms offer integrity control for the data that are uploaded by the user, but they do need a TTP. For example, arXiv [36] provides a repository for electronic documents and ensures their integrity.

As for Cloud solutions, theoretically, many of the mentioned solutions are applicable. However, the complexity of the Cloud environment and the scale of generated logs bring more challenges for the storage, access, and verification of the logs. Sharma [37] points out the complexity of a mega-scale Cloud environment and suggests incorporation of various cryptographic algorithms and digital signature to achieve high integrity for storing critical information in the Cloud. Liu et al. [38] focus on the data storage integrity verification for Big Data in the areas of Cloud and Internet of Things (IoT), stating that data integrity is critical for any computation-related system.

The problem of trusting a third-party can be alleviated by a self-contained solution that does not rely on a TTP integrity verification service. We argue that blockchain is among the most promising solutions that can be used to replace the requirement for a TTP. It was initially designed to support a cryptocurrency known as Bitcoin that does not require a TTP (such as banks or other financial institutes) for verification or maintenance of financial transactions. A correctly implemented distributed blockchain is an adequate alternative to address the TTP issue [39, 40].

2.2 Blockchain

Blockchain, in the simplest form, is a distributed database of records. Records are stored in each copy of the database, known as a public ledger, and they are append-only. The most famous application of blockchain is providing the infrastructure to the most controversial currency in the world, i.e., Bitcoin. While Bitcoin is tightly coupled with the blockchain, it is important to mention that Bitcoin is only one of the possible applications of blockchain technologies.

In 2008, an individual or a group of the researcher(s) under the alias of Satoshi Nakamoto published a paper titled “Bitcoin: A peer-to-peer electronic cash system” [41]. In this paper, the author(s) describe a system in which financial transactions can be sent from a sender to a recipient without relying on a trusted financial institute such as a bank. Nakamoto argue(s) that a purely peer-to-peer version of electronic cash transaction eliminates the needs of relying on a financial institution. A payer needs to digitally sign a transaction to prove the authenticity of the transaction, and the receiver has to verify the transaction to prevent the double-spending problem. A significant component that allows transactions to be immutable is the use of a timestamp method to mark each transaction with a timestamp. A timestamp server takes a

hash of a block of items to be timestamped and widely publishes the hash and its timestamp so that every participant gets to know that the items must have existed at the time of the announcement [41].

A significant component of blockchain that allows transactions to be immutable is the use of the Proof of Work (PoW) verification schema. PoW involves running iterations for finding a particular value that, when it is hashed in conjunction with other elements of a block, the calculated hash begins with a certain number of zero bits. The number of zeros is proportional to the time required to complete a PoW. The higher the number of zeros, the longer it will take to complete the PoW. Once the computational effort is dedicated and the hash value is found, all items along with the found value, known as *nonce*, are kept in a block. The content of a block cannot be changed unless the whole PoW process is repeated. Chaining blocks together using hash binding or hash chaining [42, 43, 10] significantly increases the amount of computational effort that is needed for changing the content of an earlier block. In a hash binding relationship, the current hash of the previous block is used as the previous hash of the current block. This chain makes any attempt to change the blockchain computationally unfeasible as one needs to re-process PoW for all the blocks in order to tamper with any of the earlier blocks [44].

Current blockchain implementations of the distributed ledgers already have notary proof-of-existence services [39]. For example, Poex.io [45], launched in 2013, verifies the existence of a computer file at a specific time, by storing a timestamp and the SHA-256 [33] of the respective file in a block that eventually will be added to a blockchain. The service is anonymous as the files are not stored or transferred to the provider's servers. Since the digital signature of the file is permanently stored in a decentralized blockchain, the provider can verify the integrity and existence of such a file (at a point of submission to the blockchain) anytime in the future. Characteristics of cryptographic hash function [46] allow a provider to claim, with high certainty, that if the document had not existed at the time when its hash was added to the blockchain, it would have been very difficult to embed its hash in the blockchain after the fact. Additionally, embedding a particular hash and then adopting a future document to match the embedded hash is also almost impossible [46].

Proof-of-existence solutions cannot be used as scalable LMSs, as they consider files individually, with no search function to locate the appropriate file or block. Moreover, Cloud solutions consist of thousands of components, each of which generates a large volume of logs [47]. The current solutions are not designed to handle the scale that is required to store Cloud-generated logs. Furthermore, the current public blockchains can handle a limited number of concurrent transactions [39].

At its very core, blockchain requires a lot of computational resources to operate. For the creation of every block, on average, many iterations of hash generation are repeated until the desired outcome matches the required difficulty target. This requirement makes blockchain an expensive solution for the storage of high volume data such as logs. Hence, using blockchain as a log management system, at least without modifications, is neither financially nor technically feasible.

Accorsi [48] presents a digital black box solution, named BBox, that provides authentic archiving in distributed systems. BBox offers a source validation technique and only allows authorized devices to insert records in the log files. Further, BBox uses hash chains to encrypt all data, and there are no logs stored as clear-text. Last but not least, BBox offers a keyword-based retrieval of records.

Although records are encrypted, BBox supports simple keyword searches for log entries, by generating the so-called log views". Therefore, the retrieval only requires the decryption of logs that match the entered keyword and, in return, reduces the cost of log view generation.

The use of blockchain technology is not limited to the financial industry. Azaria et al. [49] denote that heavy regulations and bureaucratic inefficiency have severely slowed the innovation for Electronic Medical Record (EMR). The authors propose a blockchain-based solution, known as MedRec, which offers each patient easy access to their immutable medical records. Relying on key features of the blockchain, MedRec manages all crucial considerations that are required when dealing with sensitive data sets such as healthcare records. MedRec overcomes many inefficiencies that current EMRs have by employing advanced blockchain techniques such as smart contracts [50]. The smart contract was invented by Szabo [50] to allow the decentralized nodes to run self-executing autonomous pieces of code.

Although blockchain technology has great potential and can be used in many disciplines, it is dealing with a number of challenges. The scalability remains the most critical challenge [51]. Blockchain heavily relies on consensus algorithms, like PoW, and such algorithms are computationally expensive. To overcome the scalability issues, a novel cryptocurrency scheme is suggested by [52] where old transactions are removed from the blockchain, and a database holds the values of removed transactions. Although this solution reduces

the size of the blockchain, it introduces the same trust issue that traditional databases are suffering from.

In [53], Eyal et al. suggest redesigning the current structure of a blockchain. In the redesigned model, known as Bitcoin-NG (next generation), conventional blocks are decoupled into two parts: the key block and microblocks. The key block is used for leader election, and the leader is responsible for microblock generation until a new leader appears. Once a node generates a key block, it becomes a leader and is allowed to generate microblocks. A microblock contains ledger entries and also a header that includes the reference to the previous block. Peculiarly, microblocks do not require PoW and only key blocks contribute to the length of the chain. While this approach is very different from current practices of the blockchain, the authors claim that Bitcoin-NG maintains all security features of the blockchain.

PoW requires a lot of computing resources and a higher cost for creating each block. To address the cost associated with PoW, King and Nadal [54] provide an alternative approach to PoW and name it Proof-of-Stake (PoS). They argue that the security of peer-to-peer cryptocurrency solutions (such as Bitcoin) do not have to depend on the cost of energy consumption, and one can mine or validate block transactions according to how many coins he or she holds. Compared to PoW, the proposed alternative works faster and cheaper. Confirming the ownership of a coin (or any digital asset) is fast, easy and secure. Given the higher efficiency of PoS, some public blockchain platforms such as Ethereum have decided to migrate from PoW to PoS. At the time of writing this paper, the migration is in progress and is expected to be completed by the end of 2021 [55]. Currently, Ethereum runs on a hybrid PoW / PoS structure [56]. The PoS schemas are actively evolving. For example, Micali et al. [57] create a fast, scalable, and secure PoS algorithm, called Algorand. The authors prove optimality of their solution and are currently working on the production implementation of the algorithm [58].

3 Background

We introduce some basic components and characteristics of blockchains in this section. In Section 3.1, we present a brief overview of common components of all blockchains and describe what each component does. In Section 3.2, we provide an overview of the mining and immutability of blocks in a blockchain.

3.1 Common Key Components of Blockchains

Here, we introduce the components that are common among all implementations of the blockchain.

Genesis Block (GB): Genesis block is the first block of any blockchain. Genesis block has predefined characteristics. Its *index* and *previous_hash* are set to zero, as there are no prior blocks. The primary purpose of a genesis block is to indicate the start of a new blockchain [59].

Data Block (DB): A data block, more commonly known as a block, contains the following variables: *index*, *timestamp*, *data*, *current_hash*, and *previous_hash*. The first element, *index*, is a unique sequential ID for each block; it uniquely identifies each block. The *timestamp* indicates the time at which the block is created and is usually stored in the Coordinated Universal Time format. The *data* is the most important element of a data block. It contains valuable information that blockchain has promised to be immutable. The *nonce* is an arbitrary random number that is used to generate a specific *current_hash*. To achieve hash binding, each block includes a *previous_hash* element. The *previous_hash* is the exact duplicate of the *current_hash* of the previous block. In other words, the *current_hash* of the m -th block becomes the *previous_hash* of block $m + 1$. We use SHA-256 to generate *current_hash* and *nonce* for a block as illustrated in Algorithm 1.

Blockchain (BC): Blocks that are linked together via hash binding will result in a blockchain. If data in an earlier block (say, block m) are tampered, the link among all the subsequent blocks, from $m + 1$ to the most recent block i will be broken. Then one has to recompute *current_hash* and *nonce* values of each block from block m to block i of the BC.

3.2 Mining and Hash Binding

Relying on key characteristics of cryptographic hash function [46], blocks are cryptographically sealed and mined. Mining is the process running through all possible values of an integer variable¹, known as *nonce*, to

¹Typically implemented as an unsigned integer.

Algorithm 1: Generation of *current_hash* and *nonce* for a block.

Input : *block_index*, *timestamp*, *data*, *previous_hash*
Output: *current_hash*, *nonce*

```

1 content = concatenate(index, timestamp, data, previous_hash);
2 content = Hasher(content); // to speedup computing
3 nonce = 0;
4 repeat
5   | nonce = nonce + 1;
6   | current_hash = Hasher( concatenate(nonce, content) );
7 until prefix of current_hash = difficulty_target;
8 return current_hash, nonce;
```

find a value for *nonce*, such that if the value is added to the rest of elements of a block and then hashed, the hash matches the imposed *difficulty_target*. Once the desired value for *nonce* is found, it resides in the *nonce* element of the block, and the calculated hash resides in the *current_hash* element of a block. At this stage, the block is mined. The *difficulty_target* is often defined as the number of required zeros at the beginning of the desired hash. The more zeros, the more computational power is needed to generate a hash that matches the difficulty target. Blocks are linked together based on a hash binding relationship.

Once a block is mined, its content can no longer change unless the whole PoW process is repeated for every block in the blockchain. In addition to hash binding, blockchains take advantage of the hash function basic properties, namely first and second preimage resistance and collision resistance, which make it extremely difficult to tamper with the hash values (ensuring their uniqueness), see [60] for details.

In addition to hash binding, blockchains take advantage of the hash function properties. Most cryptographic hash functions are designed to take an input of any size and produce a fixed-length hash value. Menezes et al. [60] indicate the following three basic properties of a hash function h with inputs x or x' and outputs y or y' .

1. “Preimage Resistance: for all predefined outputs, it is computationally infeasible to find any input which hashes to that output, i.e., to find any preimage x' such that $h(x') = y$ for any y for which a corresponding input is not known. In other words, for a given hash, it would be computationally unfeasible to reverse the hash function and find the value that was hashed.” [60]
2. “Second preimage resistance: it is computationally infeasible to find any second input which has the same output as any specified input, i.e, given x , to find a second preimage $x' \neq x$ such that $h(x) = h(x')$.” [60]
3. “Collision resistance: it is computationally infeasible to find any two distinct inputs x and x' which hash to the same output, i.e., such that $h(x) = h(x')$. Collision resistance implies second preimage resistance but does not guarantee preimage resistance.” [60]

3.3 Blockchain Taxonomies

Here we provide a summary of different types of blockchains and how they are compared. We will start by looking at the deployment models, including private and public blockchain and then move to the administrative models, including permissioned and permission-less blockchains.

3.3.1 Private and Public Blockchains

Blockchains, as tamper-evident and tamper-resistant distributed digital ledgers, can be deployed in various ways. They can be implemented privately, inside an organization, or can be launched publicly for a wider range of customers. Regardless of their implementation location, blockchains have the same fundamental components, which were discussed in Section 3.1.

Table 1: Differences between Private and Public blockchains

	Public	Private
Network	Decentralized	Centralized
Security	Open Network	Approved Participants
Access	Permission-less	Permissioned
Identity	Anonymous or Pseudonymous	Known Identities
Speed	Slower	Faster

In a private blockchain, nodes who can participate are often part of the same organization that controls the centralized network and offer permissions to various players. In public blockchains, since they are open to the public, all records are visible to everyone, and the network is open for new nodes to join and participate.

In recent years, consortium blockchains have evolved as a hybrid model based on public blockchains. A consortium blockchain is very similar to a public blockchain except that only a group of pre-selected nodes would participate in the consensus process of the blockchain [61]. Table 1 lists the differences between private and public blockchains.

3.3.2 Permissioned and Permission-less Blockchains

As highlighted in NIST’s Blockchain Technology Overview [62], blockchain implementations are often inspired by a specific purpose or function. The purpose plays a significant role in finding and adopting the right model of blockchain. Blockchains have been categorized into two high-level categories: permission-less and permissioned (also known as permission-based). The permissionless blockchain allows any arbitrary user to interact with the blockchain and read and write blocks without the need of a central authority or getting approval from any party. In contrast, permission-based blockchains limit participants to specific people or organizations and provide a systematic authentication and authorization approach.

4 Design of LCaaS

In this section, we introduce the methodologies that we use to build Logchain and explore the implementation of the hierarchical ledger. Furthermore, we introduce Logchain API, its signatures, and its responses. In Section 4.1, we give a general overview of Logchain as a service, its details, and the additional components that are added to the blockchain to enhance LCaaS’ scalability. In Section 4.2, we review LCaaS API, its signatures and methods.

4.1 Logchain as a Service (LCaaS)

Current blockchain consensus protocols require every node of the network to process every block of the blockchain, hence a major scalability limitation. We overcome this limitation by segmenting a portion of a blockchain and locking-it-down in a block of a higher level blockchain, i.e., we create a two-level hierarchy of blockchains. Validating the integrity of a high-level block confirms the integrity of all the blocks of the lower-level blockchain and leads to a reduction of the number of operations needed to validate the chain. The LCaaS is a hierarchical blockchain framework, graphically shown in Figure 1 depicts a two-level hierarchy, but the number of levels can be increased if a use case requires it, making it a cascading blockchain.

As mentioned in the legend of Figure 1, n_i refers to the number of data blocks in the i -th circled blockchain and α_j is the index of the terminal block of the j -th circled blockchain. β_j is the index for the absolute or relative genesis block of the j -th circled blockchain. The value of α_j will be calculated by

$$\alpha_j = \begin{cases} n_0 + 1, & \text{if } j = 0 \\ n_0 + 1 + \sum_{i=1}^j (n_i + 2)n_i, & \text{if } j \geq 1 \end{cases} \quad (1)$$

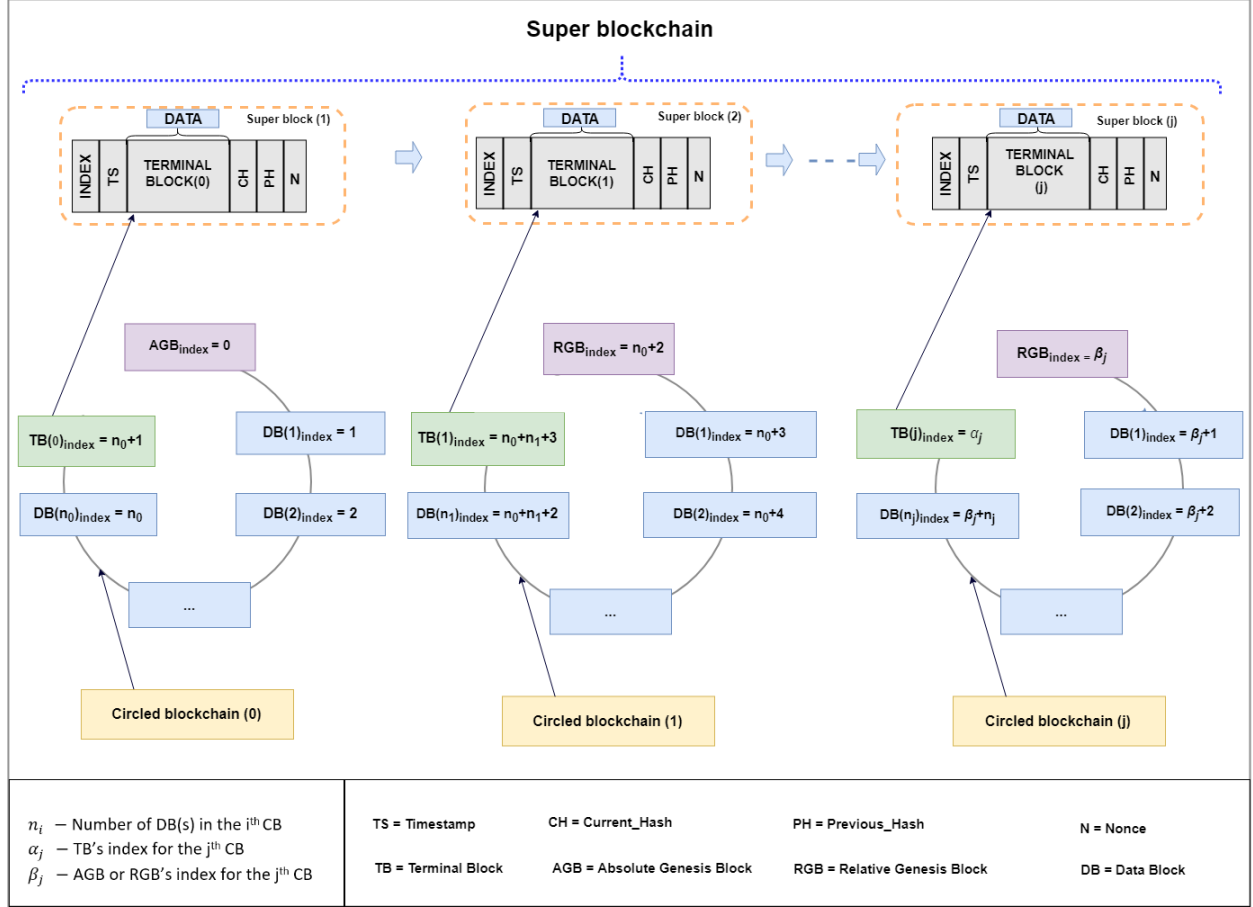


Figure 1: Two-level Hierarchy as implemented by LCaaS

and the value of β_j will be calculated by

$$\beta_j = \begin{cases} 0, & \text{if } j = 0 \\ \alpha_{j-1} + 1, & \text{if } j \geq 1 \end{cases}. \quad (2)$$

Logchain resides on top of a basic blockchain and converts it to a hierarchical ledger. Our primary goal is to bring scalability to blockchain for the situations in which the number of data items stored in a blockchain is large (e.g., operational logs of a Cloud platform).

As the name implies, the LCaaS offers the hierarchical ledger as a service. Cloud participants can create an account and receive a unique API key for all corresponding API calls. Clients also need to configure two main settings on their instance before they can use it. The first key configuration is the *difficulty_target*, which is defined as the number of required zeros at the beginning of an acceptable hash. The LCaaS will continue to generate new hashes and new *nonces* until a hash is generated that matches the difficulty target. The second key configuration is defining a limit for the number of blocks in a circled blockchain. This constraint acts as a size-limit and controls how many blocks are accepted in each circled blockchain. Once the limit is reached, the LCaaS takes the blockchain and pushes it to the hierarchical ledger. Let us now look at the key components of the LCaaS.

While common key components of blockchains are necessary to implement a blockchain, our prototype requires additional components. We have expanded the basic genesis block concept and introduced absolute genesis block, relative genesis block, terminal block, super block, and super blockchains. These advancements allow the LCaaS to provide the hierarchical structure that improves the scalability of blockchains.

Absolute Genesis Block (AGB): Absolute genesis block is placed as the first block of the first circled blockchain. An AGB is the first block that is created in the LCaaS and has the same characteristics as GB, with *index* and *previous_hash* set to zero and the *data* element set to null.

Relative Genesis Block (RGB): Relative genesis block is placed at the beginning of every subsequent circled blockchain after the first circled blockchain. The *previous_hash* of an RGB is set to the *current_hash* of the terminal block of the previous circled blockchain.

Terminal Blocks (TB): Terminal Blocks are similar to genesis blocks, but they are added at the end of a blockchain to “close” it and produce a circled blockchain. The terminal block’s *index* and *current_hash* are calculated similarly to any other block. The part that differentiates a terminal block from a genesis block or a data block is its *data* element. The terminal block’s *data* element stores a JavaScript Object Notation (JSON) object that contains details about the terminated circled blockchain. The details are as follows. The *aggr_hash* is created by collecting and hashing *current_hash* values of all blocks in that circled blockchain, from the AGB or RGB to the block before the terminal block. The *data* element also store four additional values, namely *timestamp_from*, *timestamp_to*, *block_index_from*, and *block_index_to*.

Circled Blockchains (CB): Circled blockchains are blockchains that are capped. In other words, there is a limit on the number of blocks that they can include before a terminal block “caps” the blocks. Once a circled blockchain is terminated, it can not accept any new block.

Super Blocks (SB): Super blocks exhibit the features of regular data blocks and have *nonce*, *index*, *timestamp*, *data*, *previous_hash*, and *current_hash*. The only difference between a super block and data block is that super block’s *data* element stores all of the field of a terminal block of a circled blockchain. In order to accept terminal block elements, the *data* element consists of a JSON object. The elements of this JSON object are as follows: *index*, *timestamp*, *data*, *current_hash*, *previous_hash*, and *nonce*.

Super Blockchain (SBC): Super blockchain is a blockchain where each of its blocks is a super block. The super blocks are “chained” together by hash binding. In other words, super blocks that are linked together will result in a super blockchain. An i -th super block in a super blockchain relies on *current_hash* of its previous super block. If data in an earlier super block m is tampered with, the link among all the subsequent super blocks, from $m + 1$ to the most recent super block, denoted by super block i , will be broken. Then one has to recompute *current_hash* and *nonce* values of each super block from super block m to super block i .

Figure 2 shows the relationship between a terminal block and all other blocks in a circled blockchain. All elements of a super block are identical to the ones of a data block. Thus, it can be implemented by any other blockchain framework.

Considering that a super block’s data element includes all the elements of a terminal block, changing any block in a circled blockchain, not only breaks the circled blockchain but also breaks the super blockchain. The data element of the super block provides a hash tree structure and enhances the immutability the circled blockchains, while decreasing the computational resources required to verify blocks in a circled blockchain.

The above novel enhancements allow the LCaaS to provide the hierarchical structure that is needed to overcome scalability limitations of the blockchains. In the following section, we dive into the implementation details of the LCaaS.

4.2 LCaaS API

To simplify the interaction with the Logchain platform, we introduce an API that converts the Logchain to the LCaaS. The CSPs can efficiently use this API and interconnect the LCaaS with their monitoring systems and store all their logs, or the hash of their logs, in the Logchain. Similarly, CSCs can search and verify provided logs against the data in the Logchain and, therefore, be assured that the logs provided by the CSPs are not tampered with. However, the API is not provided to CSCs. In the current implementation, the application receives logs or their hashes, adds them to the data blocks and mines the blocks by finding a *nonce*. Like all other blockchains, our implementation links the blocks to their previous blocks by inserting the *current_hash* of the previous block into the *previous_hash* of the current block.

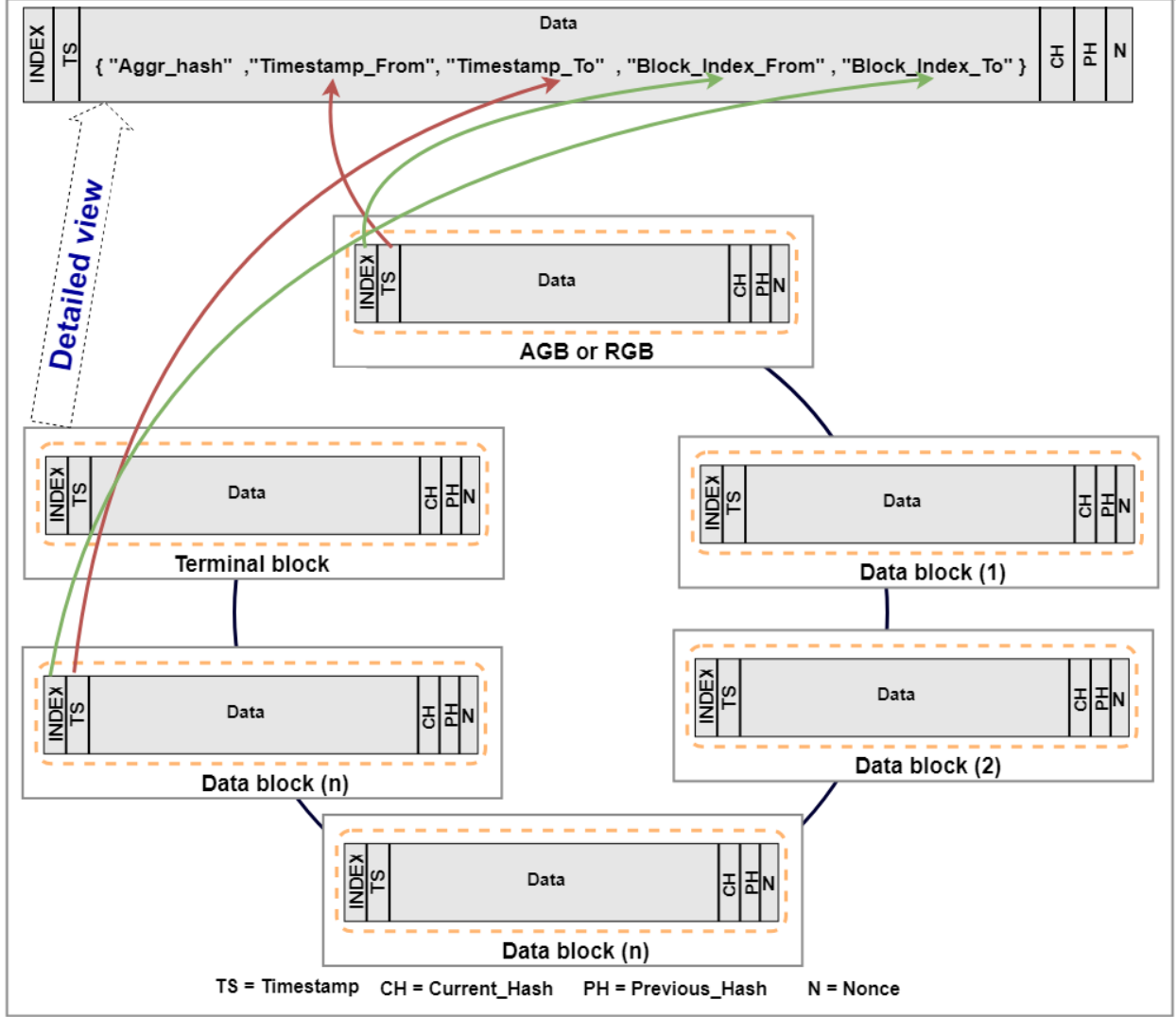


Figure 2: The Relation Between Terminal Block and All other Blocks in a Circled Blockchain

4.2.1 Submission Methods

The API is designed and implemented using Flask [63], a micro-framework for Python. There are two data submission methods: *submit_raw* and *submit_digest*. The former allows the client to submit the actual logs, while the latter — just the file's digest (e.g., SHA-based digest computed using OpenSSL *dgst* [64]), thus, preserving the privacy of the log and reducing the amount of transmitted data. Both methods return, on success, *timestamp*, *block_index* and other details of the created block and, on failure, details of the error. For privacy reasons, the CSPs or CSCs may decide to generate a digest locally and submit it to LCaaS by using the *submit_digest* method. The Client of the LCaaS, have full control over the amount of log included in each submission and their interval, Therefore, LCaaS API can be really customized based on the presented scenario and the CSPs and CSCs needs.

4.2.2 Verification Methods

There are three verification methods: *verify_raw*, *verify_digest*, and *verify_tb*. The first one allows the client to verify the existence of actual logs in the Logchain. The second one allows the client to verify the digest of the logs. The last method allows a user to verify the existence of a terminal block with a specified hash in the Logchain, hence, proving the integrity of all the blocks in the circled blockchain of the submitted terminal block with one verification operation. All methods return, on success, the details of the found values in the Logchain and, on failure, details of the error.

For the verification of the actual log content, one should use method *verify_raw*. The method would return the status of submission and number of blocks that match the submitted data; if no block is found, the API will return a message informing the user that no match has been found. In case of an error, the API will return the failed status along with the error's description.

To improve the scalability of our solution, we introduce the *verify_tb* method. It provides an assurance (in the cryptographic sense [46]) that the sequence of blocks, from *index_from* to *index_to* are not tampered with. By comparing the generated hash value from all the *current_hash* values of a circled blockchain to the *aggr_hash* value in the data element of a TB, one can verify the integrity of all the blocks in the circled blockchain.

It is important to mention that while we have introduced these additional components, we have tried not to alter the key element of the actual blocks. Avoiding any alteration on block's structure is intentional, because any modification in the blocks format (e.g., adding new elements) will result in a proprietary implementation of blocks and blockchains and will reduce the applicability of the proposed hierarchical structure to other existing blockchain platforms.

5 Validation Case Study

Here, we review the validation and evaluation of the LCaaS and its integration with the blockchain vendors. Section 5.1 provides rationale for choosing Ethereum and IBM Blockchain. Sections 5.2 and 5.3 covers details of integration with the Ethereum and IBM Blockchains, respectively. Section 5.4 discusses controlling factors of Ethereum and IBM Blockchain integration. Finally, Section 5.5 depicts the workload drivers.

5.1 Integration Platforms - Rationale

5.1.1 Rationale for choosing Ethereum

While the focus of some public blockchains (such as Bitcoin and Litecoin) is on financial transactions, other public blockchains such as Ethereum try to provide different applications and use cases for blockchain technology. Coherently, Ethereum provides the developer with an end-to-end system for building various distributed applications [65].

Ethereum provides a robust platform for designing and deploying smart contracts. The smart contracts are autonomous pieces of code [50]. They are deployed over the blockchain and are stored in blocks. Upon being called, like a function, smart contracts can interact with the user data or data stored in the blockchain. Ethereum has developed Solidity [66], a high-level language for developers who want to build and deploy smart contracts on Ethereum blockchain. Additionally, to make the programming of smart contracts simpler, the Ethereum team has provided Remix [67]: an online/offline Integrated Development Environment (IDE) for coding and compiling Solidity code.

Ethereum works based on the Ether currency. Ether is a necessary element for operating Ethereum and is a form of payment made by the platform clients to the machines executing the requested operations (mainly smart contracts). All financial transactions, such as incentives and transaction fees, are paid in Ether. Ether also allows Ethereum to remain a healthy network as it encourages developers to write quality applications, as the inefficient code will cost more to run [68].

Given the popularity of Ethereum, its wide range of use cases, and its widely available development tools, we have selected Ethereum as the public blockchain platform for integration with the LCaaS.

5.1.2 Rationale for choosing IBM Blockchain

Cloud-backed blockchain platforms such as IBM Blockchain try to provide a generalized platform for many different applications and use cases. IBM Blockchain provides developers with an end-to-end platform for designing, building, and implementing various applications based on the underlying blockchain technology [69].

Another major feature of IBM Blockchain is its extensive support for the smart contracts. Within the IBM Blockchain, smart contracts are known as Chaincode [70]. To simplify the development process, IBM Blockchain is equipped with an extension [71] for Visual Studio code (VSC) [72] that can be used for building and deploying smart contract on the IBM Blockchain platform. The extension uses direct access to IBM Blockchain (of course, after successful authentication) and can directly edit, run, and deploy smart contracts on the IBM Blockchain. Smart contracts for IBM Blockchain can be developed in Java, JavaScript, and Go [73].

Given the popularity of Cloud-based services, its wide range of use cases [69], we have selected IBM Blockchain as the private blockchain platform for integration with the LCaaS.

5.2 Case study setup: Ethereum

Figure 3 depicts the relationship between LCaaS and Ethereum. The *API* module receives API calls from clients and passes them to the *Logchain* Module. The *Logchain* module employs the *Blockchain* module to convert the received data (digest or raw logs) to blocks and pushes a copy of the blocks to Firebase and another copy to the *API* module. The *API* module pushes the received data to the Ethereum and informs the client of the successful submission of data to the blockchain. We use Google Firebase real-time database [74] to store all types of blocks as additional permanent storage. Integration with the Firebase can be disabled without affecting the normal operation of the LCaaS.

LCaaS is built on top of a private blockchain. In order to replace it with a public blockchain (e.g., Ethereum), integration points have to be designed. We propose a composite structure, in which receiving logs and converting them to blocks happens at the LCaaS side and storing the hashes and digitally signing them happens over the Ethereum blockchain. Using blockchain terminology, data collection and blockification of logs happen off-chain, and the block storage on the Ethereum blockchain is handled by Ethereum smart contract and will be on-chain.

Within the Ethereum blockchain, economics is controlled by an execution fee called gas. The gas is paid by Ether—the Ethereum intrinsic currency [65]. Gas measures, in computation resource terms, the effort that is needed to process the transaction. A smart contract consists of one or more operations, and each operation has an associated gas cost, which is defined by the Ethereum protocol [75]. For instance, a SHA-3 operation costs 30 units of gas. The higher the gas price, the more appealing the transaction would become for the miners. Hence, if a transaction needs to be executed faster, the higher gas price will motivate a miner to consider the transaction and mine it in the upcoming block. The current implementation of LCaaS does not use a lot of computational resources for each block that is pushed to the blockchain; thus, the main bottleneck is at the blockchain provider side. As indicated above, one can increase the performance of the blockchain by increasing the gas price for the desired transaction.

In the light of the above economics and the fact that each transaction incurs a cost, we limited the submissions to the Ethereum blockchain to super blocks. Super blocks include complete elements of a terminal block of a circled blockchain and can be used to verify the integrity of all the blocks in that circled blockchain. Based on the preimage resistance property of hash functions (mentioned in Section 3.2), it would be computationally infeasible to construct an entire circled blockchain such that its hash matches the *current_hash* of a super block. However, if one desires, minor changes to the current implementation of the *Ethereum* module can be made to allow the LCaaS to push data blocks to the Ethereum blockchain as well.

Since the main Ethereum blockchain is used for production and real transactions, pushing data and smart contracts to this network requires actual payments. To allow developers to test and interact with the Ethereum blockchain, Ethereum has provided a real, live, and decentralized test blockchain that can be used throughout the entire development lifecycle and can be easily replaced by the real blockchain network when the developer decides to do so. There are two options to take advantage of the Ethereum test network [76]. The first alternative, known as local, allows one to set up a node locally on a personal computer or a hosted server and run an isolated node which simulates nodes on the public Ethereum blockchain. The second alternative, known as public, uses a decentralized test network that all developers worldwide are constantly

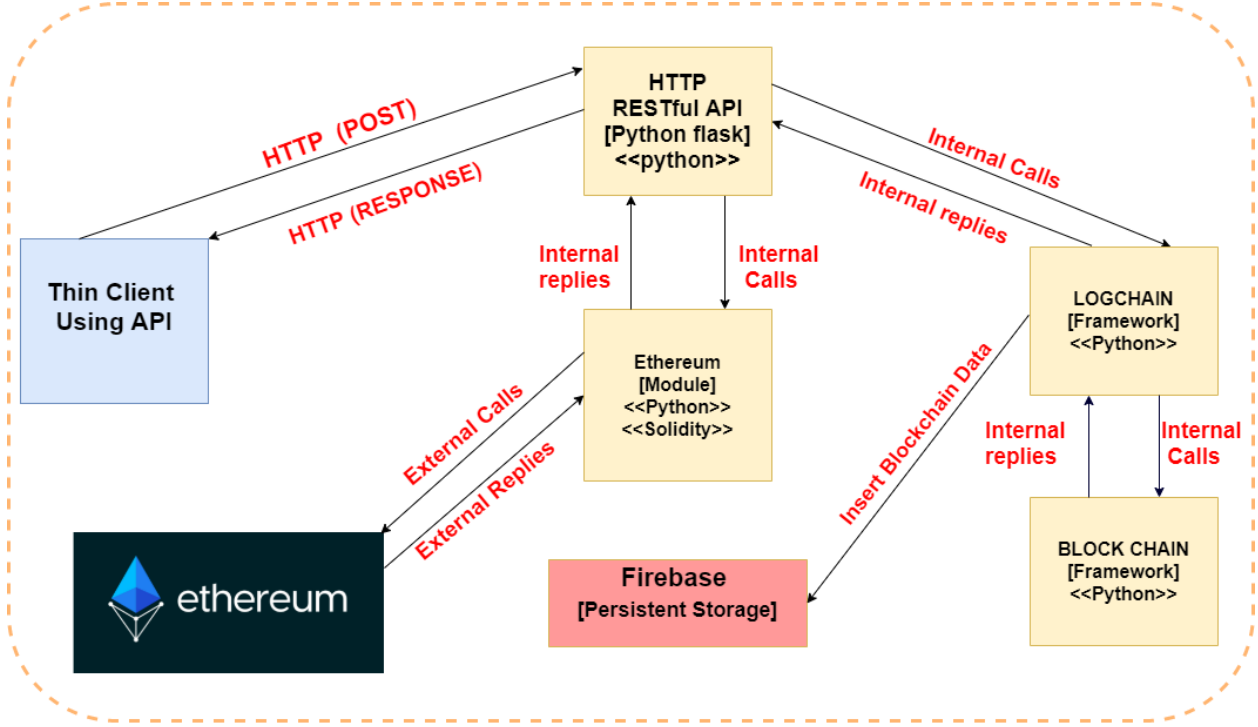


Figure 3: LCaaS and Ethereum integration

using. This live test network is more similar to the real Ethereum blockchain as it is a publicly available decentralized blockchain. Because we need to use a test network that resembles all characteristics of the real Ethereum blockchain, we chose the second alternative to test drive the integration of the LCaaS and Ethereum.

Considering the cost of mining and adding a transaction to a block, public blockchain platforms offer their services at a price. Customers, who are willing to interact with the public blockchain, should pay the required fee for every transaction. Interestingly, Ethereum test networks follow the same logic. In fact, any interaction other than submitting a query against the test network requires payment in Ether currency. However, a special type of Ether is designed for transactions on Ethereum test networks. Known as test Ether, the currency does not have any real monetary value, yet, it resembles the real Ether on the live Ethereum blockchain. To obtain test Ether, we use MetaMask Ether Faucet [77].

Smart contracts on the Ethereum blockchain allow users to interact with the blockchain. In other words, any interaction with the blockchain has to be managed by published smart contracts. The storage of super blocks in the blockchain requires a smart contract. It is important to mention that a super block's data element contains the terminal block of a circled blockchain. Hence, super block is the most efficient candidate to be stored in a public blockchain, as one can easily verify the integrity of a super block and conclude the integrity of all the blocks in the circled blockchain that the terminal block (stored in that super block) has terminated.

To publish our smart contract, we use Solidity [66], as it is the recommended language for developers to build and deploy smart contracts on Ethereum blockchain. Furthermore, we use Remix [67] as an IDE for coding and compiling the solidity code. The smart contract implements the logic of receiving super blocks and pushing them into the Ethereum blockchain. We name this smart contract *Superblock.sol* (available at [13]).

Once the smart contract is developed, it has to be published on the Ethereum blockchain. We use the Remix to publish the smart contract. Publishing a smart contract on the blockchain is considered a transaction and is a chargeable service. Thus, we use the test Ether that we have stored in MetaMask vault

to pay the transaction fee.

The LCaaS platform is a pay-as-you-go platform with a flat membership fee. Hence, the premium features such as integration with Ethereum are only available to users who pay the premium membership fee. Therefore, we introduce additional logic in the smart contract to only accept transactions from users who have paid their membership fee. Once the user's address is added to the allowed list, they can push super blocks into the published smart contract. The published smart contract stores the super blocks on the Ethereum blockchain and, upon successful submission, returns a receipt back to the *Ethereum* module. The receipt includes details of the transaction, such as the sender address, the content, the transaction hash, and the block number.

All interactions with the Ethereum blockchain can be traced using Etherscan [78], a web dashboard connected to Ethereum blockchain. Known as Ethereum block explorer, Etherscan allows anyone to look up transactions' details by using the sender or recipient address, transaction hash, or block number.

Using the Ethereum *blockNumber* field or the sender address, one can verify the transaction. If the transaction is found and the submitted super block chain matches with the one at hand, the integrity of the terminal block in the data element of the super block is confirmed; thus, confirming the integrity of all blocks in the circled blockchain that the terminal block has terminated. An example of a successful transaction of LCaaS on Etherscan can be seen in [79].

Figure 4 shows a successful submission of a super block to the Ethereum network.

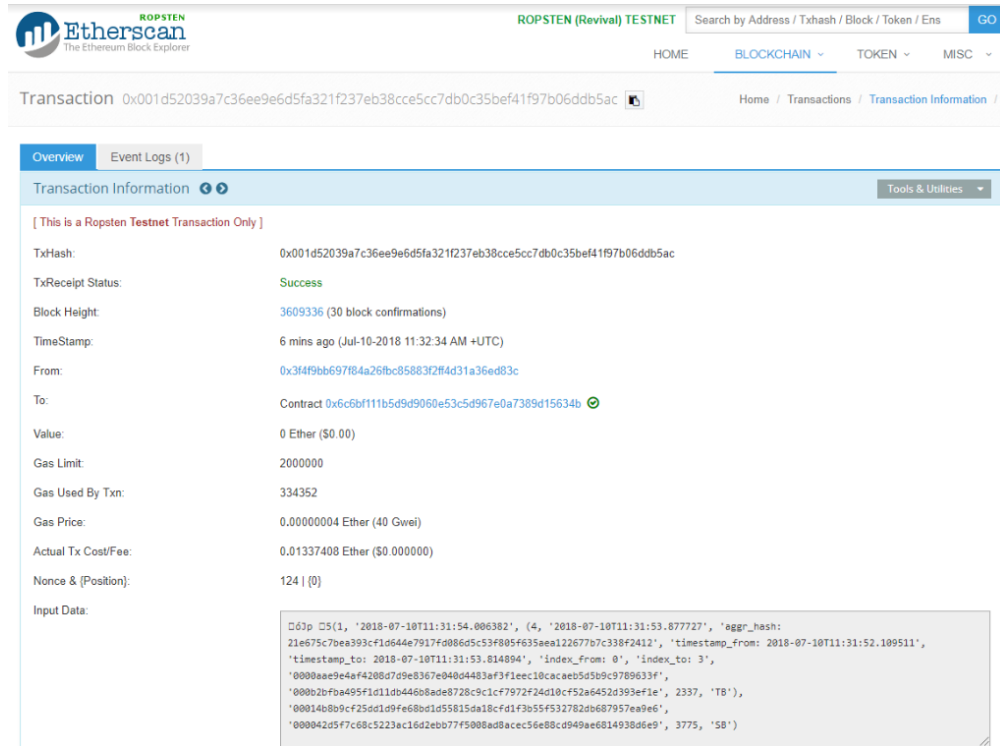


Figure 4: Example of Super Block submission to Ethereum blockchain

5.3 Case study setup: IBM Blockchain

The relationship between LCaaS and IBM Blockchain is depicted in Figure 5.

The process of receiving data, processing it, and converting it to blocks remain the same as the processes explained in Section 5.2 except that data are pushed to IBM Blockchain instead of Ethereum.

The integration between LCaaS and IBM Blockchain is achieved by defining an integration points between these two independent platforms. In this composite integration structure, receiving logs and converting them

to blocks happens at the LCaaS side and storing the hashes and digitally signing them happens over the IBM Blockchain.

Unlike Ethereum, there is no concept of gas price on IBM Blockchain. However, the economics are controlled, on hourly bases, and based on virtual processor core (VPC) allocation. This simplified model is based on the amount of CPU (or VPC) that the IBM Blockchain Platform nodes are allocated on an hourly basis. To further clarify the concept of VPC, is important to mention that a VPC is a unit of measurement that is used to determine the licensing cost of IBM products and is based on the number of virtual cores (vCPUs) that are available to the product. A vCPU is a virtual core that is assigned to a virtual machine or a physical processor core. Within the IBM Blockchain platform, the platform cost estimation for 1 VPC = 1 CPU = 1 vCPU = 1 Core [80].

There are some benefits of using this pricing model for IBM Blockchain. To begin with, it resembles Cloud pricing mode, namely hourly, pay-as-you-go model. Additionally, it brings clarity to estimations and as there is no minimum-investment requirement, developers and early adopters can try out the platform

Given that this is a paid service where each transaction incurs a cost, we limited the submissions to the IBM Blockchain to super blocks as they include complete elements of a terminal block of a circled blockchain and can be used to verify the integrity of all the blocks in that circled blockchain. Figure 5 depicts the relationship between LCaaS and IBM Blockchain.

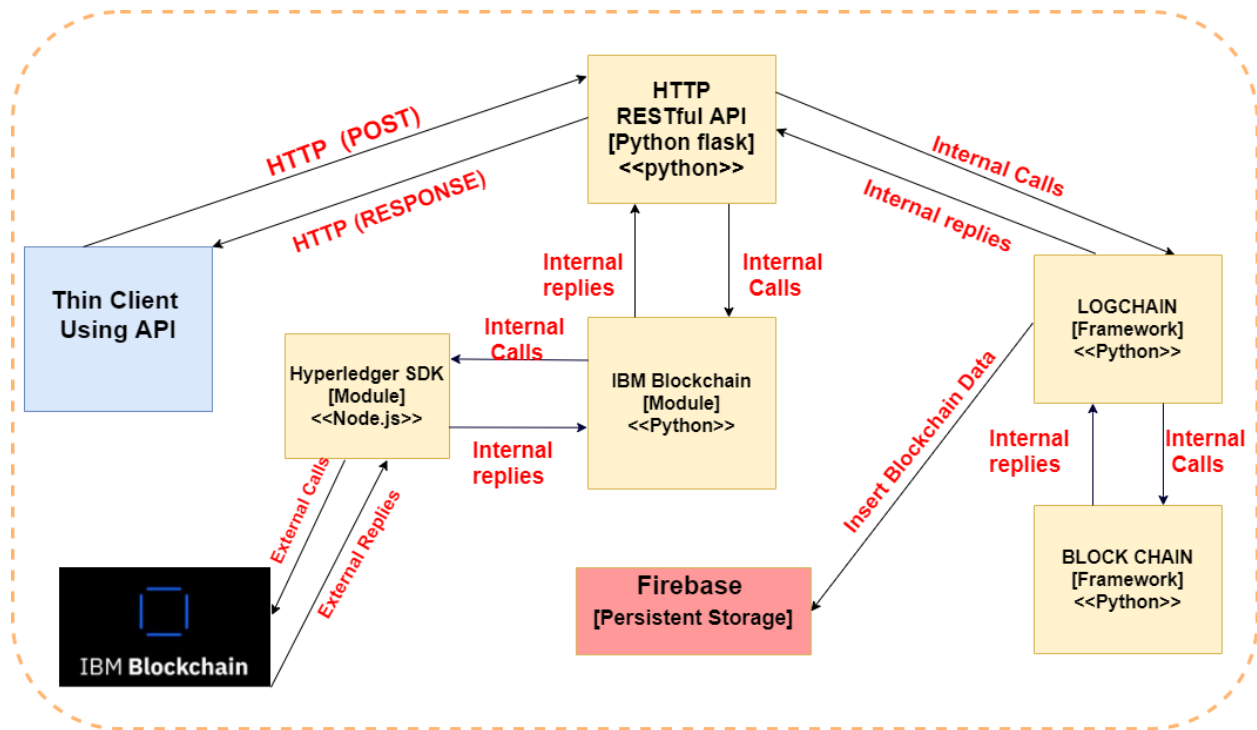


Figure 5: LCaaS and IBM Blockchain integration

The IBM Blockchain is a paid-service, and can be deployed on the IBM Cloud [81] as a service. We create an account on the IBM Cloud and follow the guidelines listed on the IBM Blockchain developer support website [82] to deploy and configure an instance of the IBM Blockchain. The latest version of VSC was downloaded and the IBM Blockchain add-on for the VSC was installed. As reviewed in Section 5.1.1, smart contracts allow external actors to interact with a blockchain. In the case of IBM Blockchain, smart contracts, known as chaincodes, are used for the same purpose. The IBM Blockchain uses Hyperledger fabric [83] as its blockchain framework and work based on the open source tools hosted by the Linux Foundation [84]. Thus, we created a local development/deployment environment similar to the IBM Blockchain by instantiating a local version of the Hyperledger fabric blockchain. Once the smart contract code was up and running, we

ported it to the IBM Blockchain.

In this work, to develop smart contracts, our first attempt was to implement them using Python; however, the Hyperledger Python SDK [85] was not ready at the time of this experiment; hence, we chose JavaScript (running on the Node.js backend). The next step was to package the smart contract using the IBM Blockchain Platform Extension for VSC and export it so it can be imported to the IBM Blockchain network.

The VSC IBM Blockchain extension allows direct interaction with the IBM Blockchain as long as a private blockchain with credentials (permissioned) is set up, and its connection details are configured on the VSC side. To instantiate an instance of The IBM Blockchain platform, one has to create a network [86] onto an IBM Kubernetes [87]. After deploying the network, we created the required Membership Service Provider (MSP) and a Certificate Authority(CA) for the private blockchain and associated them with a channel. Each transaction on a network is executed on a channel that is a private sub-network of the main blockchain and only allowed participants (known as organizations) can communicate and conduct transactions. Once the channel is created, the developed chaincode is imported and associated with it. The deployed chaincode constructs the business logic that receives data from LCaaS and submits it to the IBM Blockchain. At this stage, the IBM Blockchain is configured, and there is a channel with authorized participants who can submit data as blocks to the private instance of IBM Blockchain instantiated on the IBM Cloud. The only remaining part for the end-to-end integration is a module that connects LCaaS to the instantiated instance of IBM Blockchain as the private blockchain.

Many distributed blockchains, such as Ethereum and Bitcoin, are not permissioned, which means that any node can participate in the consensus process, wherein transactions are ordered and bundled into blocks. Because of this fact, these systems rely on probabilistic consensus algorithms which eventually guarantee ledger consistency to a high degree of probability, but which are still vulnerable to divergent ledgers (also known as a ledger fork), where different participants in the network have a different view of the accepted order of transactions. As for the Hyperledger Fabric, the open source platform behind the IBM Blockchain, things work differently. Hyperledger Fabric features a kind of a node called an orderer (its also known as an ordering node) that does this transaction ordering, which along with other nodes forms an ordering service. Because Fabric's design relies on deterministic consensus algorithms, any block a peer validates as generated by the ordering service is guaranteed to be final and correct. Ledgers cannot fork the way they do in many other distributed blockchains.

5.4 Test bench and control factors

5.4.1 Test bench

To test the performance of LCaaS and its integration with blockchain vendors, we designed a load test which we run on our test computer with Intel i7-7500U CPU and 16 GB of RAM. The main goal of the load test is to evaluate the impact of the configurable factors: incoming transactions per second and length of circled blockchains.

For Ethereum, we use publicly available Ethereum test network (as was discussed in Section 5.2).

IBM Blockchain can be deployed in two different environments. The first, and preferred method is to deploy it on the IBM Cloud while the second option is to install and configure it on-premises [88]. We chose the Cloud deployment as it was the recommended deployment model. The default configuration of computing resources of the IBM Blockchain [89] seem adequate for our test scenarios, but one can increase the computing resources for a larger storage and/or a higher performance.

To be able to compare the results of submission of super blocks to Ethereum and IBM Blockchain, we kept the rest of the configurations alike. Table 2 provides a summary of controlling factors and workload drivers for Ethereum and IBM blockchain respectively. Below, we will provide the details of each of the factors.

5.4.2 Common configurable factors

Incoming transactions per second (*tps*): The number of *tps* depends on the velocity of log generation at the CSP side and the way that CSP decides to push their logs into LCaaS. The transaction in this case may represent a log file. It is important to mention that the change in *tps* does not directly lead to a change of frequency of submissions to the Ethereum blockchain. This is because LCaaS will store the received logs in

Table 2: Configurable factors

Factor	Values	Note
Transactions per second (tps)	[0.1, 1, 10, 100]	
Length of circled blockchain (n)	[1, 10, 100]	
Gas price (g) measured in gwei (1 Ether = 10^9 gwei)	[6, 9, 20]	Specific to Ethereum integration
Number of sample log files	200 or 1000	
Size of sample log files measured in bytes	64	
<i>difficulty_target</i> measured in bytes	000 prefix	

blocks of a circled blockchain and then will push the generated super block to the Ethereum. By varying the value of tps , we mimic workloads with different intensities, from the least intense at $tps = 0.1$ to the most intense at $tps = 100$.

Length of circled blockchains (n): Circled blockchains store a genesis block, one or many data blocks, and one terminal block. In other words, the number of data blocks in circled blockchains is configurable. A larger number of data blocks in a circled blockchain will result in a lower frequency of submissions to the Ethereum. Since each submission has a transaction fee, configuring a larger value for the number of data blocks in a circled blockchain seems more feasible. While this is true, it brings an additional risk. The risk is caused by the fact that LCaaS stores generated blocks internally and waits until the circled blockchain is terminated before sending the respective super block to the Ethereum blockchain. Hence, transactions in a longer circled blockchain are stored for a longer period, and this gives a longer window to an adversary to tamper with the logs (we will further discuss this in Section 7.2). Therefore, by varying the value of n , we mimic LCaaS handling from the most sensitive data (at $n = 1$) to the least sensitive one (at $n = 100$). We submit the digest of a log file (64 bytes long) using *submit_digest* function. Thus, the length of the file is always constant. We did not measure the performance of *submit_raw* in this series of experiments, but we know that most of the time in this function is spent in computing the digest, which is proportional to the length of the file. On our test computer, it takes 200 ms to compute SHA-256 digest for 1 MB file, 1.5 seconds — for 10MB file, and 15 seconds — for 100 MB file. The time to transfer the raw file from the user to LCaaS will also be proportionate to the length of the file. However, if the internal network is fast, then the transfer time will be small and can be ignored. Note that the time needed to process a super block is independent of the length of a raw file, as we are dealing with digests of the files at that stage.

We set the difficulty target for internal computations to 000. To ensure that there are enough submissions to Ethereum for each of the 36 experiments, for the setups with $n \in [1, 10]$, we submit 200 digests representing 200 log files to the LCaaS; and for the setups with $n = 100$, we submit 1000 digests representing 1000 log files to the LCaaS.

5.4.3 Ethereum-specific control factors

In addition to tps and n , Ethereum has gas price (g) as another controlling factor.

Gas price (g): The gas price is the amount paid per unit of gas and is defined by the initiator of the transaction. The higher the gas price, the more appealing the transaction would become for the miners. Hence, if a transaction needs to be executed faster, the higher gas price will motivate a miner to consider the transaction and mine it in the upcoming block. The ETH Gas Station [90] keeps track of all submitted transactions and their processing times and suggests a value of g for different processing speeds. For our experiments, we tried setting $g \in [6, 9, 20]$ gwei. These three values of g on September 10, 2018 corresponded to processing times of less than 30, 5, and 2 minutes, respectively (based on [90]).

5.4.4 Test scenarios

Based on the configurable items and suggested values for gas price (as shown in Table 3), for Ethereum, we designed 36 scenarios consist of combination of each one of the following possible values: $tps = [0.1, 1, 10, 100]$, $n = [1, 10, 100]$, and $g = [6, 9, 20]$.

Table 3: Suggested gas prices as per [90], gathered on Sep. 10, 2018

Speed	Gas price [gwei]
SafeLow (< 30 minutes)	6
Standard (< 5 minutes)	9
Fast (< 2 minutes)	20

Unlike Ethereum, IBM Blockchain does not have any currency or gas price, hence, we deal with a subset of the controlling factors, namely, tps and n , leading to 12 distinct setups.

5.5 Workload Drivers

Since the LCaaS receives its incoming data through API, we use Postman [91] to generate incoming transactions (i.e., log files) to the LCaaS. Using the *Runner* function of Postman, one can set the number of iterations and delay for each submitted API calls. For example, the number of iterations set to 200 and the delay of 1000 milliseconds will send 200 transactions to LCaaS at the rate of 1 tps .

6 Results

In Section 6.1, we discuss the performance of the the LCaaS itself, comparing the processing time for each block type. In Sections 6.2 and 6.3, we discuss integration with Ethereum and IBM Blockchain, respectively.

6.1 LCaaS performance test analysis

LCaaS component, integrated with Ethereum and IBM Blockchain, is kept identical in both integration scenarios (so that we can fairly assess the performance of each integration). That is, the number of transactions, the length of circled blockchains, and the size of submitted logs to LCaaS are identical in both integration scenarios. Therefore, the only difference between the two setups, from the LCaaS point of view, is the blockchain vendor that is chosen as the endpoint for submissions of super blocks.

Internally, we track the time needed to create a block of each block type (discussed in Section 4.1). The results of the timing for each block type are listed in Figure 6 and Table 4. As expected, by construction, the creation of internal blocks on LCaaS (namely, AGB, DB, RGB, and TB) is much faster than of the SB, which has to be submitted to blockchain vendors. Internal blocks creation time ranges² between 10^{-6} and 0.38 seconds, while creation of the SB — from 10.17 seconds to 23 minutes for Ethereum and from 0.78 to 3.63 seconds for IBM Blockchain.

The time to create an internal block depends mainly on the *difficulty_target* and the processing speed of a computer on which the test is performed. This is why the processing times for all types of internal blocks are similar. Moreover, eyeballing of Figure 6 suggests that the processing time of the AGB, DB, RGB, and TB blocks remains similar, independent of the values of tps and n . This suggests that our test bed is capable to absorb both low- and high-intensity workloads without reaching the saturation.

To create a super block, one needs to parse and fetch all of the field of a terminal block of a circled blockchain and send it out to an external vendor, hence the additional processing time. Let us look at the SB submission time in details.

6.2 Ethereum integration performance test analysis

We conduct 36 experiments (one for every permutation of the values of the factors listed in Table 2).

To see whether the performance will be affected by n , g and tps , we performed Pearson and Spearman correlation analysis as well as linear regression analysis on the raw data (i.e., per SB timing), the mean, the median, and the 95th percentile timing³ of SBs for each experiment. We found that none of the factors

²Technically, the 10^{-6} should be interpreted as $\leq 10^{-6}$, as 10^{-6} is the smallest duration that we could measure.

³Aggregate statistics are chosen to reduce the amount of noise in the data.

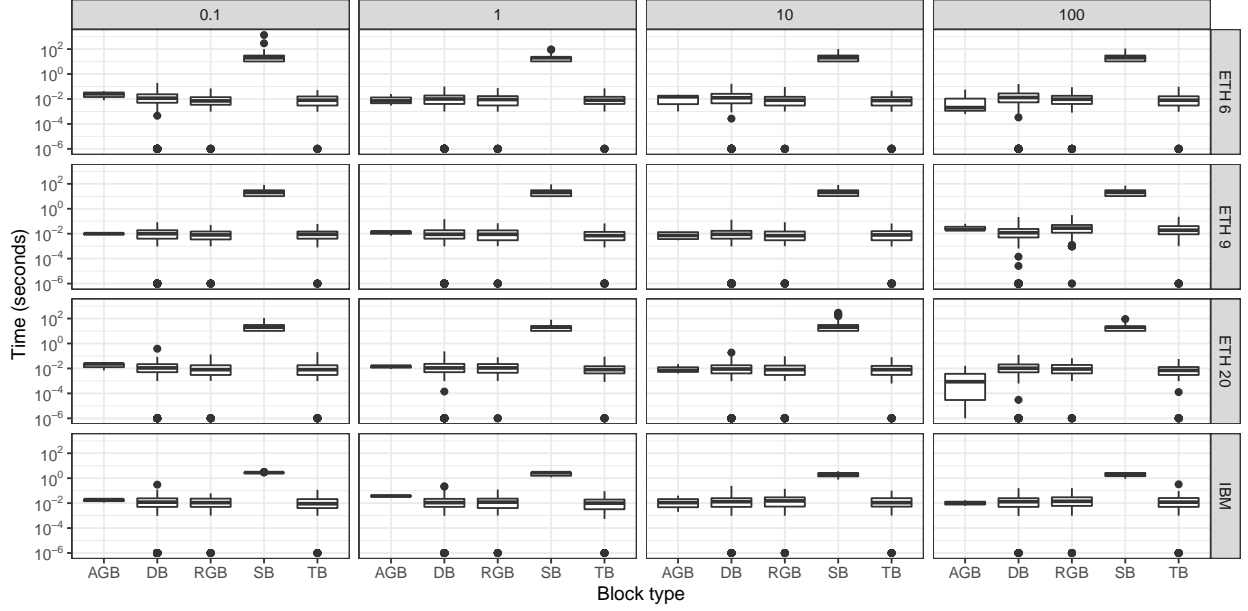


Figure 6: Processing time of different types of blocks for different experiments. Columns portray different values of *tps*, namely, 0.1, 1, 10, and 100. Rows show different gas prices in the case of Ethereum LCaaS implementation (denoted ETH), namely, 6, 9, and 20, and no gas price in the case of IBM LCaaS implementation (denoted IBM).

or the composite factors have any statistically significant relation to the response times, based on the low (< 0.15) values of correlations and high (> 0.1) p -values of linear models. This implies that the time needed to process SB block is dependent mainly on external factors, e.g., saturation of the Ethereum network and availability of the miners.

We show a distribution of processing times for SB block in Figure 7. Eyeballing of the distributions suggests that the lower the gas price is, the more SB blocks have higher processing time (> 32 seconds), even though the difference is not dramatic. Based on Kolmogorov-Smirnov test, the distribution of $g = 20$ case differs significantly (p -value < 0.001) from the cases when $g = 9$ or $g = 6$. However, the difference between $g = 6$ and $g = 9$ cases is less pronounced: p -value ≈ 0.08 . We were anticipating a stronger difference between all three cases; probably our usage of the test network rather than a production one lead to this anemic difference.

The Ethereum production network strives to keep the average processing time of a transaction at ≈ 15 seconds [78]. As mentioned above, we observe an average of 23 seconds and the median of 20 seconds, making it close to the target (even on the test network). Essentially, our findings show that the network has enough capacity to “absorb” the changes in our workload even in the intense cases, such as $tps = 100$ and $n = 1$. However, in rare cases, the processing time is high: out of 3089 processed SBs, 5 (0.16%) had been processed in between 3 and 5 minutes, and 1 (0.03%) in 23 minutes. As we can see, these cases are rare, but they do exist and we have to be aware of such events. From practical perspective, if LCaaS workload deals with sensitive data, where the processing time is critical, one may setup an alerting mechanism that will notify stakeholders of such events.

Can we extrapolate the results of test cases executed on the Ethereum test network to the production one? Our tests show the overall feasibility of the approach: the smart contract required to submit an SB is low enough ($\approx 335K$ units of gas, as shown in Figure 4) to fit into an Ethereum block (i.e., it can be executed on the production network). We also know that the production Ethereum network is scalable (currently handling ≈ 1.2 million transactions per day [92]). Thus, adding hundreds or thousands of SB submissions per day will not saturate the network.

The processing time is strongly driven by gas prices on the production network, as shown empirically

Table 4: Summary statistics for processing time of different types of blocks. The columns of ‘1st qu.’ and ‘3rd qu.’ denote first and thirds quantiles, respectively. SB (ETH) and SB (IBM) denote super blocks submitted to Ethereum and IBM Blockchain, respectively.

Block	min	1st qu.	median	mean	3rd qu.	max
AGB	1E-6	0.01	0.01	0.02	0.02	0.06
DB	1E-6	0.00	0.01	0.02	0.02	0.38
RGB	1E-6	0.00	0.01	0.02	0.02	0.31
TB	1E-6	0.00	0.01	0.01	0.02	0.32
SB (ETH)	10.17	10.33	20.34	23.10	30.44	1353.37
SB (IBM)	0.78	1.62	2.72	2.28	2.79	3.63

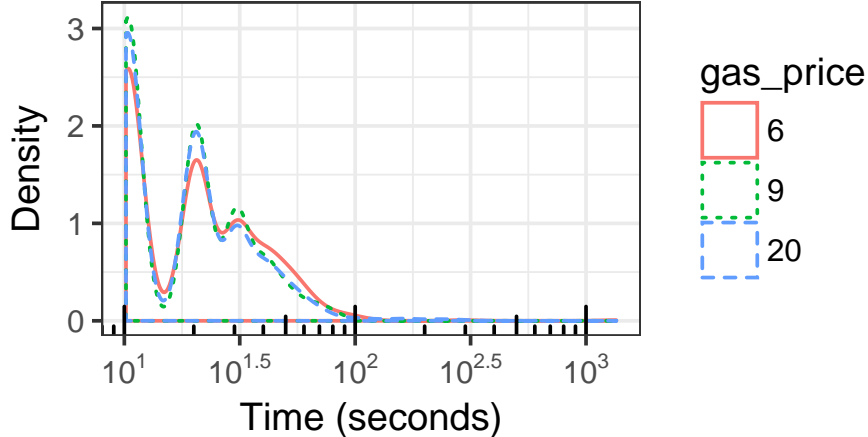


Figure 7: Density estimate of the processing time for SB block on Ethereum test network.

by [90]. We will further discuss gas prices and their effect on the cost of ownership in Section 7.4.2–onward.

6.3 IBM Blockchain integration performance test analysis

As the concept of gas price does not apply to the IBM Blockchain integration, our controlling factors and their subsequent scenarios are limited to 12 experiments (one for every permutation of the values of the factors listed in Table 2).

For each experiment, we have introduced submission timers for each block that is submitted to the IBM Blockchain. To measure the most relevant timer, we have enabled this timer on the Hyperledger Node.js component of the IBM Blockchain integration (see Figure 5).

As shown in Figure 6 and Table 4, the submission time of an SB ranges between 0.78 and 3.63 seconds. Kolmogorov-Smirnov test shows that tps and n affect the duration of the submission time. However, from practical perspective, their impact is minor as the submission time, even in the worst-case scenario is less than 4 seconds.

For the IBM Blockchain, the main factor controlling the SB processing time is the performance of underlying hardware running the IBM Blockchain. Furthermore, as IBM Blockchain is implemented over Kubernetes containers, additional clustering configuration can be used to scale up the Blockchain platform performance, if needed. The results published by the IBM Blockchain team show that the platform can handle 128 peers and 325 channels using LevelDB ledger and achieve around 13K tps [93].

7 Discussion

In the previous section, we have analyzed the results of integration between LCaaS and two blockchain vendors, namely, Ethereum and IBM Blockchain. We choose these two vendors on purpose as each one

represents a different and vital type of blockchain. The private blockchains are designed for businesses that want to employ blockchain technologies but without a publicly accessible ledger. While this can be an applicable scenario for many businesses, many others, such as online asset tracking systems, need publicly available ledgers, hence the public blockchains.

Which solution is the best? As usual, it depends on various aspects of a particular use-case. Below, we will discuss these aspects. Specifically, implementation of the LCaaS part of our solution in production is discussed in Section 7.1, security — in Section 7.2, timing — in Section 7.3, and the cost of ownership — in Section 7.4.

7.1 Platform for CBs

We built a prototype implementing core elements (covering CBs) of the LCaaS [13] ourselves. However, for the production implementations, we recommend that practitioners build their solution on top of the enterprise-grade blockchain services, such as the IBM Blockchain that was used in this work, or similar solutions, such as AWS Blockchain [94] and Azure Blockchain [95]. For the private implementation, one can use one of the Hyperledger frameworks, such as Hyperledger Fabric [96], and build a hierarchical ledger on top of it. Furthermore, public blockchain services, such as Ethereum, can be used but may not be financially feasible for a large number of logs. Essentially, one will need to create a single blockchain for Super blockchain and additional ones for each of the CBs. Note that a personal instance of the Ethereum network can be deployed on the Cloud. For example, Microsoft Azure Cloud provides a template that can create the infrastructure needed to deploy components needed for the creation of the network [97].

7.2 Security

7.2.1 Log submission intensity

How should we set a policy of submitting the logs to the Logchain? Two control variables at our disposal are the time interval between submissions to the LCaaS and the maximum length (or the number of records) that a log file has to reach before it gets submitted to LCaaS. Intuitively, we can say that if we submit a log file to LCaaS every week, then it will give a perpetrator sufficient time to alter this log. Submitting logs every second (or every time a new log record comes in) will mitigate this risk, but will probably be economically infeasible and may also lead to scalability challenges.

What is the “goldilocks zone” then? The answer will depend on the nature of the logs. Log files with sensitive information, such as security and audit logs (e.g., recording event of a user logging into a system) may have to be submitted to LCaaS individually, i.e., a log file would contain a single log record. Typically, the intensity of arrival of such events is low and will not overwhelm computational resources and budget. Moreover, these are the types of records that an analyst may want to preserve as-is, without hashing them (assuming this does not violate confidentiality). Log files with less sensitive information, e.g., the operational logs containing performance metrics, can be submitted to the system every six hours (or sooner in case the log gets full and is truncated and archived by an operating system, based on policies set by IT personnel). In this case, four transactions per day will be submitted by a single logger, making archiving scalable and budget-friendly. Note that these are the types of records that are good candidates for hashing rather than storing in the raw format.

7.2.2 Public vs. private blockchain

The security of blockchain implementations is mainly dependent upon the security of underlying software and hardware as well as the protocols and settings required for the blockchain to function [98].

A public blockchain is more decentralized, with a large number of participating nodes. In contrast, a private blockchain is more centralized, and is designed to be used by one or more groups of users with a common goal and inherently, a fairly smaller number of participating nodes. The number of participating nodes, the consensus protocol in place, and the type of implementation play a significant role in security aspects of blockchain-based solutions [99]

7.3 Timing

As we can see from Figure 6 and Table 4, the processing of a transaction on average takes two seconds on IBM Blockchain, while on the Ethereum network, it takes at least 23 seconds.

For IBM Blockchain, we are using the production network and thus can readily use these statistics. However, in the case of Ethereum, we are using the test network. For a proper comparison, we need to assess the time required to sign a transaction on the Ethereum blockchain.

The timing on the production network will depend on multiple factors, such as the number of miners and the size of their computing resources, the intensity and the size of the transactions submitted to the network. All of these factors are outside of our control.

The Ethereum production network strives to keep the average processing time of a transaction at ≈ 15 seconds [78]. We can treat it the lowest time limit to process and sign a block. In practice, the lowest threshold is a bit higher, as a user needs to spend time to send the transaction to the pool of the transactions and then distribute the transaction between the miners. Thus, signing an SB is faster on the IBM Blockchain than on the Ethereum Network. Let us now look at the cost of ownership of these two solutions.

7.4 Cost of ownership

The costs associated with the creation and maintenance of the CBs will be the same, independent of the solution that we build to sign the SBs. Let us examine the costs of signing the SBs below.

7.4.1 IBM Blockchain

In the case of the IBM Blockchain, we need to pay for the compute and storage resources required to process the transactions. Let us use the reference architecture recommended by the manufacturer [100]. In this case, the solution consists of the costs needed to run IBM Cloud Kubernetes cluster, IBM Blockchain Platform, and IP address allocation, as well as compute and storage resources, costing us $\approx \$1.21$ USD per hour. The cost can be reduced to $\approx \$0.43$ USD per hour by reducing computing resources. This reduction will be applicable only if the intensity of SB submission is higher than 1 SB per hour (as the resources are billable by the hour).

The cost per day will depend on the intensity of submissions of SBs and is shown in Figure 8 and Table 5. The details of the computations are given in Appendix A.1. As expected, the more transactions are submitted, the higher the cost (as we need a higher amount of computing resources): the daily cost of ownership ranges from \$11.14 USD to \$29.09 USD for 1 transaction per day and per 5 minutes, respectively.

Table 5: Daily costs for submitting SBs in USD

Submissions per day	IBM	ETH slow	ETH average	ETH fast	ETH fastest
1	11.14	4.07	4.37	4.90	5.86
2	11.92	10.31	11.54	13.07	14.52
3	12.70	17.54	19.41	21.26	23.91
...
288	29.09	1597.05	1800.87	2000.94	2226.10

7.4.2 Ethereum Blockchain

In the case of Ethereum, SB submissions do not incur fixed cost. That is due to the fact that, unlike IBM Blockchain, we do not need any specialized infrastructure for Ethereum. However, the cost will depend on the number of transactions submitted (as we have to pay for every transaction) and the price of gas.

We know that the gas price, which a user sets, controls the speed with which a transaction is processed by a miner (the higher the price is, the faster it is executed). However, how does the gas price change with time? Let us explore the empirical data⁴ gathered from the Ethereum Gas Station service[90], shown in

⁴While ETH Gas Station predictions are not 100% accurate [101]; they are sufficient to illustrate the concept.

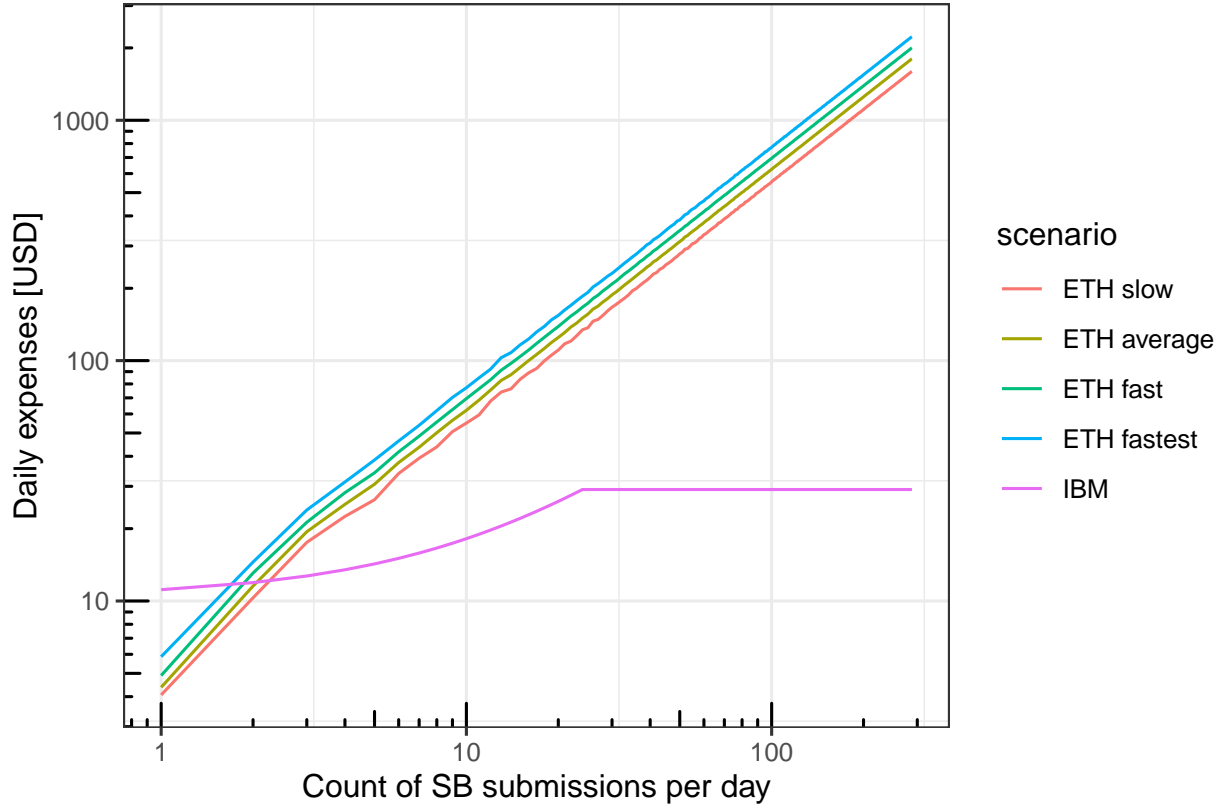


Figure 8: Daily cost of ownership. The intensity ranges from 1 SB submission per day to 288 submissions per day (i.e., one submission per five minutes).

Figure 9. The figure shows the price of gas a user needs to set to sign the transaction in less than 30 seconds (*fastest*), 2 minutes (*fast*), 5 minutes (*average*), and 30 minutes (*slow*). The figure also shows that the faster the transaction is, the more we have to pay. Our data analysis, based on the daily collection of data through the exposed API by ETH GAS Station [102], also shows that the prices exhibit daily seasonality and a non-zero trend. We also see that the gas daily price is at the lowest at 23:50 UTC.

Figure 8 and Table 5 shows the daily costs of the SB submissions to the Ethereum blockchain. The details of the computations are given in Appendix A.2. As we can see, the prices will increase with the growth of the speed with which we would like the transaction to be processed, as well as the increase of intensity of the SB submissions. The daily cost of ownership ranges from \$4.07 USD for 1 transaction per day in the *slow* scenario to \$2226.10 USD for 1 transaction per 5 minutes in the *fastest* scenario.

7.4.3 IBM Blockchain vs. Ethereum blockchain

To reiterate, the cost of ownership will depend on the intensity of the submissions of SBs. When the intensity is low, Ethereum is cheaper. When the intensity increases, IBM Blockchain becomes more economical. Quantitatively, Ethereum blockchain will be more economical if the number of SB submissions per day will be less than 2 (for the *fast* and *fastest* scenarios) and less than 3 (for the *average* and *slow* scenarios). These thresholds may change in the future (as the underlying costs are non-constant). In contrast, the underlying cost associated with running LCaaS and producing CBs is constant (the sum of computation cost for mining and the cost for storing CBs).

Moreover, the IBM Blockchain can be used by multiple workloads. Thus, an organization may reduce the cost per workload by sharing blockchain infrastructure.

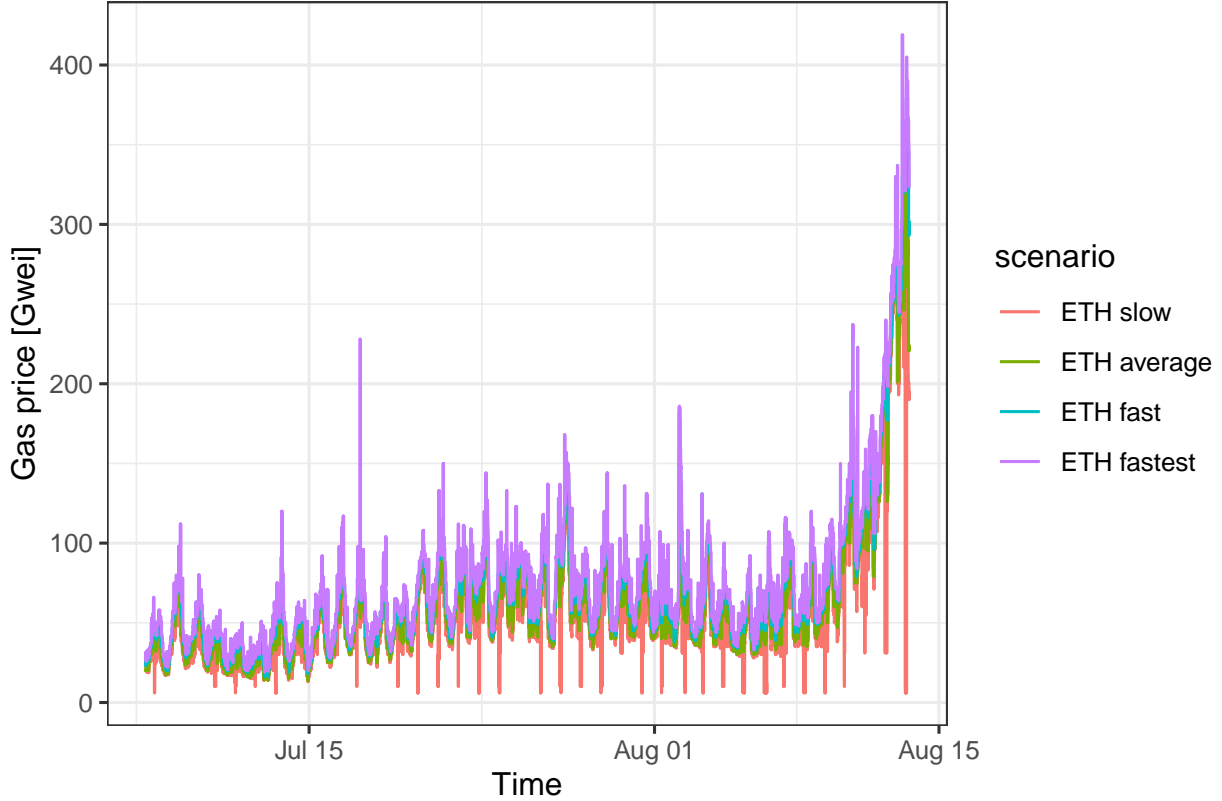


Figure 9: The price of gas required to sign the transaction on the production Ethereum blockchain under a certain time limit, based on [90]. The data are gathered for a ≈ 37 days period between 2020-07-06 22:35 UTC and 2020-08-13 12:50 UTC. Legend: *slow* — less than 30 minutes are required to sign the transaction, *average* — less than 5 minutes are needed to sign the transaction, *fast* — less than 2 minutes are required to sign the transaction, and *fastest* — less than 30 seconds are required to sign the transaction.

Note that we do not consider the overhead associated with the maintenance of the IBM Blockchain infrastructure. Also, the ETH–USD exchange rate is volatile (in the last 12 months it ranged between $\approx \$111$ USD and $\approx \$400$ USD for 1 ETH [103]), adding additional risks related to currency conversion.

To summarize, the pros and cons are as follows. Ethereum implementation is decentralized, has higher redundancy, and a higher degree of trust (due to the large number of miners involved) than the IBM Blockchain. However, its budget is less predictable (due to fluctuation in gas price and ETH–USD conversion rate). Moreover, if the number of transactions is high, the Ethereum-based LCaaS may become prohibitively expensive.

8 Threats to Validity

In this section, we discuss the threats that affect validity structured as per [104, 105].

Internal validity. Our integration of LCaaS with the blockchain vendors may be suboptimal and should be treated as a proof of idea rather than production-grade integration. Nevertheless, we were able to achieve strong performance results.

We conduct performance testing on the test Ethereum network rather than the production Ethereum blockchain. The experiments on the test network show the computational feasibility of our approach (i.e., that a transaction with SB can be submitted to a block). To extrapolate the timing results to the production network, we performed additional analysis based on the empirical data for gas prices and timing.

In the case of the IBM Blockchain integration test, we have used the trial version of IBM Blockchain that is running on the lite infrastructure with shared resources and declared limitations [106]. The performance of the non-trial infrastructure may be higher due to more powerful resource allocation [89].

Construction validity. Manual gathering of performance data may lead to errors; thus, we automate the execution and data gathering of the experiments to minimize the risk of human errors.

Statistical validity. We complete several statistical tests to analyze potential factors that affect the performance of the LCaaS and its integration with blockchain vendors. The conclusions are drawn based on the statistical validity of the tests.

External validity. It is important to mention that while we have introduced additional components to LCaaS (namely AGB, RGB, TB, SB, and SBC), we have not altered the key elements of the actual blocks, so that LCaaS can be easily integrated with any other blockchain, which is proven by the successful integration of LCaaS to Ethereum and IBM Blockchain. With minor modifications, the proposed integration architecture can be used for integration between LCaaS and any other blockchain networks that supports smart contracts. Thus, LCaaS and its integration with Ethereum and IBM Blockchain can be treated as “critical cases” (in a case study sense [105]) showing the feasibility of our approach.

An additional threat to the validity is that one could ask why the CSCs who do not fully trust CSPs, would trust the logs provided by them? We argue that the tampering attempts typically happen after a client complains about the service. If the time difference between the submission time of logs and the rendered service is minimal, from milliseconds to a few seconds, the window of time at which the provider can tamper with the logs is narrow.

9 Conclusion

We described Cloud-based immutable log storage solution, LCaaS, based on the blockchain technology. This solution prevents log tampering, ensuring a transparent logging process and establishing trust between all Cloud participants (providers and users). Thus, the solution is of interest to practitioners. We provided detailed design of the solution and showed the implementation of the LCaaS on a public blockchain (Ethereum) and a private blockchain (IBM Blockchain). Performance test suggests that the solution is scalable (dealing with 100 *tps*) and is capable of fast “sealing” of the records (from seconds to minutes, depending on the implementation). This work is also of interest to academics, as it describes building blocks, which may be leveraged in a general scalable and immutable storage platform, leading to novel solutions for storing data.

The proposed LCaaS can act as a hierarchical ledger and a repository for all logs generated by Cloud solutions and can be accessed by all Cloud participants (namely, providers and consumers) to establish trust among them. Using verification services, a Cloud user can verify the Cloud provider’s logs against the records in the hierarchical ledger and finds out if the logs were tampered with or not.

In the future, we are planning to test LCaaS with other existing blockchain solutions to find integration points that can be used to implement LCaaS on top of such solutions. Additionally, we would like to review the capacity and scalability challenges of blockchain and define key parameters that affect the LCaaS performance and cost. At the final state, we would like to use such parameters to design a framework that can reduce the total cost of ownership of an end-to-end solution for the secure storage of logs using blockchains.

A Details of computing the cost of SB submission

Details of computing the cost of SB for IBM Blockchain are given in Appendix A.1, for Ethereum — in Appendix A.2.

A.1 IBM Blockchain

A typical small-scale, production-grade setup of the IBM Blockchain costs \$1.19 USD per hour [100]. The recommended setup requires three VMs (two for the peers to ensure high availability, and one to act as a Certificate Authority), an access to a production IBM Blockchain Platform, storage, and a Kubernetes cluster (to tie it all together).

To the variable costs above, we also need to add IP address allocation cost of \$16.00 USD per month (or $\approx 16.00/30/24 = \$0.02$ USD per hour. This will increase hourly cost to $\approx \$1.21$ USD per hour.

When the system is inactive, we can scale down the CPU allocation to almost zero to reduce the cost [100]. In this case, the hourly price will be reduced to \$0.43 USD per hour.

Assuming that we would like to equidistribute SB submissions around the clock-dial, we can take the advantage of the cost reduction. The cost in this case will be computed as per Algorithm 2.

Algorithm 2: Computation of daily cost for IBM Blockchain.

Input : s ; Output : d ; 1 $c = 16.00/30/24$; 2 $f = 1.19 + c$; 3 $r \approx 0.41 + c$; 4 if $s < 24$ then 5 $d = s \cdot f + (24 - s) \cdot r$; 6 else 7 $d = 24 \cdot f$; 8 end 9 return d ;	// SB count per day // Daily cost in USD // IP address hourly cost // Full cost per hour // Reduced cost per hour
--	---

A.2 Ethereum Blockchain

We have gathered Ethereum gas prices every 5 minutes for 37 days. The results are shown in Figure 9.

These empirical data are passed to Algorithm 3 to compute daily price for a given scenario and SB submission intensity. In a nutshell, the algorithm works as follows. Based on our analysis (example of gas prices time series decomposition is shown in Figure 10), the lowest ETH gas price is, consistently, at 23:50 UTC. Thus, this will be our starting time. Similar to the approach in Appendix A.1, we will equidistribute SB submissions around the clock-dial. For example, if we need to submit one SB per day the submission will happen at 23:50 UTC. In the case of two SB submissions, they will be sent off at 23:50 UTC and 11:50 UTC, in the case of three SB submissions — at 23:50 UTC, 7:50 UTC, and 15:50 UTC, and so on. For each scenario, we will then average out gas prices for a given minute of the day and sum them up. To convert this value into US dollars, we will need to multiply the average gas price by the number of units of gas needed to execute SB submission contract (namely, $\approx 335K$ gwei) and then convert gwei to USD. In our case, we will use the average ETH-USD exchange rate between 2020-07-06 and 2020-08-13 (i.e., the time interval when the empirical gas prices were collected), which was equal to 302.05 USD per 1 ETH [103] or 3.02×10^{-7} USD per 1 gwei.

References

- [1] T. A. B. Nguyen, M. Siebenhaar, R. Hans, and R. Steinmetz, “Role-based templates for cloud monitoring,” in *Utility and Cloud Computing (UCC), 2014 IEEE/ACM 7th International Conference on*, Dec 2014, pp. 242–250.
- [2] R. Accorsi, “Log data as digital evidence: What secure logging protocols have to offer?” in *33rd Annual IEEE Int. Computer Software and Applications Conference, COMPSAC’09.*, vol. 2. IEEE, 2009, pp. 398–403.
- [3] S. R. Selamat, R. Yusof, and S. Sahib, “Mapping process of digital forensic investigation framework,” *International Journal of Computer Science and Network Security*, vol. 8, no. 10, pp. 163–169, 2008.
- [4] D. Reilly, C. Wren, and T. Berry, “Cloud computing: Forensic challenges for law enforcement,” in *Int. Conference for Internet Technology and Secured Transactions (ICITST)*. IEEE, 2010, pp. 1–7.

Algorithm 3: Computation of daily cost for Ethereum Blockchain.

Input : s, r, p, c ; // SB count per day, the name of the Ethereum scenario, spot prices of gas in gwei, and gwei to USD conversion rate, respectively

Output: d ; // Daily cost in USD

- 1 Transform p to retain three columns for each observation: *minute_of_the_day*, *scenario_name*, *gas_price*;
- 2 Retain the observations in p only for the scenario r ;
- 3 Perform the following aggregation: “select *minute_of_the_day*, average(*gas_price*) from p group by *minute_of_the_day*”;
- 4 For a given s , equidistribute the submission times, starting at 23:50 UTC and identify the closest *minute_of_the_day* to each submission time;
- 5 z = Sum up the average *gas_price* for each of the closest *minute_of_the_day*;
- 6 $g = 335000$; // Number of gas units needed for SB submission (measured in gwei)
- 7 $d = z \cdot g \cdot c$;
- 8 return d ;

- [5] P. Mell, T. Grance *et al.*, “The nist definition of cloud computing,” 2011.
- [6] “Ibm blockchain - enterprise blockchain solutions & services — ibm,” <https://www.ibm.com/blockchain>, (Accessed on 04/19/2020).
- [7] H. Shafagh, L. Burkhalter, A. Hithnawi, and S. Duquennoy, “Towards blockchain-based auditable storage and sharing of iot data,” in *Proceedings of the 2017 on Cloud Computing Security Workshop*, 2017, pp. 45–50.
- [8] Y. Chen, S. Ding, Z. Xu, H. Zheng, and S. Yang, “Blockchain-based medical records secure storage and medical service framework,” *Journal of medical systems*, vol. 43, no. 1, p. 5, 2019.
- [9] Q. Xu, K. M. M. Aung, Y. Zhu, and K. L. Yong, “A blockchain-based storage system for data analytics in the internet of things,” in *New Advances in the Internet of Things*. Springer, 2018, pp. 119–138.
- [10] J. Kelsey and B. Schneier, “Minimizing bandwidth for remote access to cryptographically protected audit logs,” in *Recent Advances in Intrusion Detection*, 1999, pp. 9–9.
- [11] B. R. Waters, D. Balfanz, G. Durfee, and D. K. Smetters, “Building an encrypted and searchable audit log,” in *NDSS*, vol. 4, 2004, pp. 5–6.
- [12] “Pricing for ibm blockchain platform for ibm cloud,” <https://cloud.ibm.com/docs/services/blockchain?topic=blockchain-ibp-saas-pricing>, (Accessed on 04/19/2020).
- [13] “Logchain source code,” <https://github.com/WilliamPourmajidi/LCaaS>.
- [14] W. Pourmajidi and A. Miranskyy, “Logchain: Blockchain-assisted log storage,” in *2018 IEEE 11th International Conference on Cloud Computing (CLOUD)*. IEEE, 2018, pp. 978–982.
- [15] W. Pourmajidi, L. Zhang, J. Steinbacher, T. Erwin, and A. Miranskyy, “Immutable log storage as a service,” in *2019 IEEE/ACM 41st International Conference on Software Engineering: Companion Proceedings (ICSE-Companion)*. IEEE, 2019, pp. 280–281.
- [16] A. Anwar, A. Sailer, A. Kochut, and A. R. Butt, “Anatomy of cloud monitoring and metering: A case study and open problems,” in *Proceedings of the 6th Asia-Pacific Workshop on Systems*. ACM, 2015, p. 6.
- [17] A. Mockus, “Engineering big data solutions,” in *Proceedings of the on Future of Software Engineering*, ser. FOSE 2014. New York, NY, USA: ACM, 2014, pp. 85–99.
- [18] A. Miranskyy, A. Hamou-Lhadj, E. Cialini, and A. Larsson, “Operational-log analysis for big data systems: Challenges and solutions,” *IEEE Software*, vol. 33, no. 2, pp. 52–59, Mar 2016.

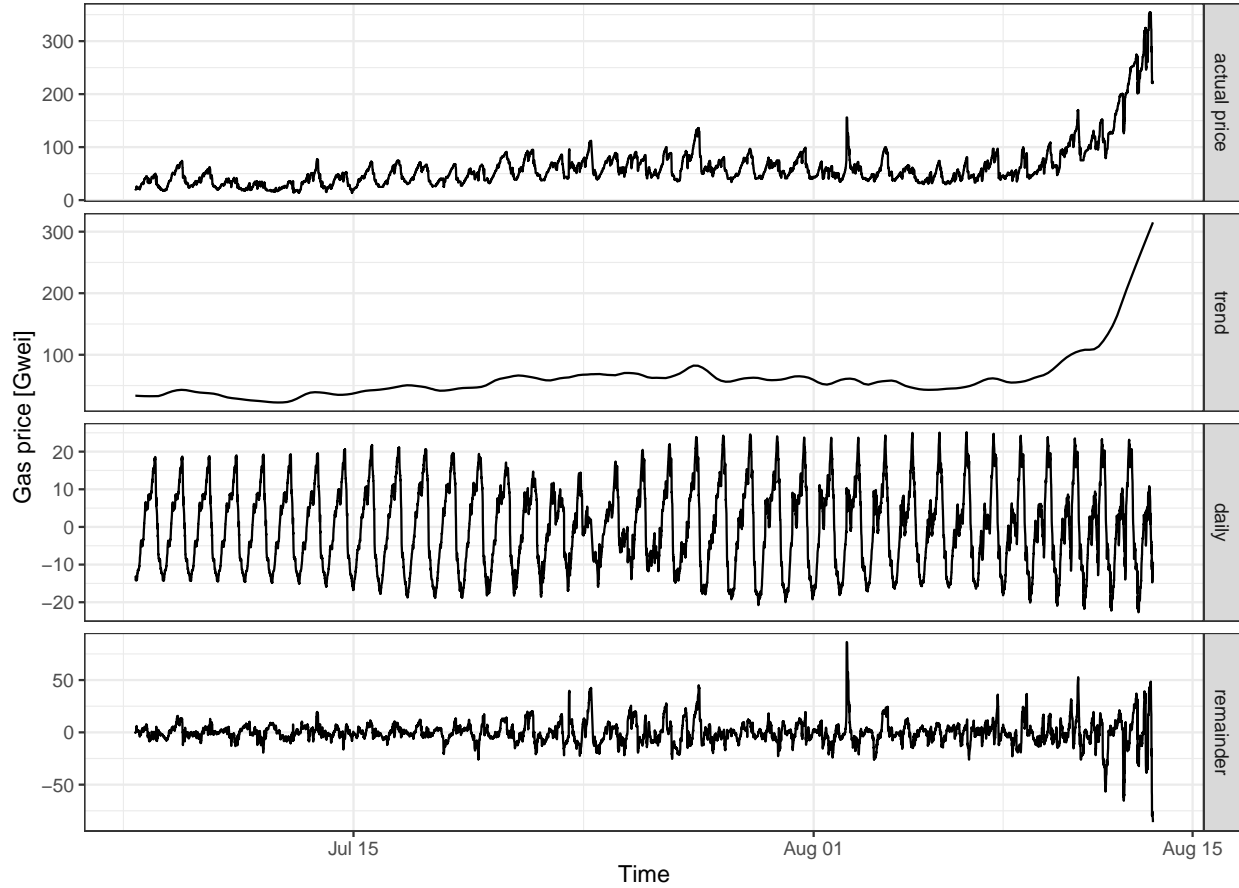


Figure 10: Example of gas price decomposition (*average scenario*) performed using R forecast package [107, 108].

- [19] J. S. Ward and A. Barker, “Self managing monitoring for highly elastic large scale cloud deployments,” in *Proceedings of the 6th International Workshop on Data Intensive Distributed Computing*, ser. DIDC ’14. New York, NY, USA: ACM, 2014, pp. 3–10.
- [20] C. Liu, Y. Mao, J. Van der Merwe, and M. Fernandez, “Cloud resource orchestration: A data-centric approach,” in *Proceedings of the biennial Conference on Innovative Data Systems Research (CIDR)*. Citeseer, 2011, pp. 1–8.
- [21] P. Pongpaibool, A. Niruntasukrat, C. Issariyapat, K. Meesublak, C. Mokarat, and P. Aiumsupucgul, “Netham-nano: A robust and scalable service-oriented platform for distributed monitoring,” in *Proceedings of the AINTEC 2014 on Asian Internet Engineering Conference*, ser. AINTEC ’14. New York, NY, USA: ACM, 2014, pp. 51:51–51:57. [Online]. Available: <http://doi.acm.org/10.1145/2684793.2684801>
- [22] W. T. Tsai, X. Sun, and J. Balasooriya, “Service-oriented cloud computing architecture,” in *2010 Seventh International Conference on Information Technology: New Generations*, April 2010, pp. 684–689.
- [23] H. Kang, M. Le, and S. Tao, “Container and Microservice Driven Design for Cloud Infrastructure DevOps,” in *2016 IEEE International Conference on Cloud Engineering (IC2E)*, Apr. 2016, pp. 202–211.

- [24] H. Farid, “Image forgery detection,” *IEEE Signal processing magazine*, vol. 26, no. 2, pp. 16–25, 2009.
- [25] “Digital forensics research workshop,” <https://www.dfrws.org/>.
- [26] R. Marty, “Cloud application logging for forensics,” in *Proceedings of the 2011 ACM Symposium on Applied Computing*, ser. SAC ’11. New York, NY, USA: ACM, 2011, pp. 178–184.
- [27] I. Ray, K. Belyaev, M. Strizhov, D. Mulamba, and M. Rajaram, “Secure logging as a servicedelegating log management to the cloud,” *IEEE systems journal*, vol. 7, no. 2, pp. 323–334, 2013.
- [28] R. K. Ko and M. A. Will, “Progger: An efficient, tamper-evident kernel-space logger for cloud data provenance tracking,” in *Cloud Computing (CLOUD), 2014 IEEE 7th Int. Conf. on*. IEEE, 2014, pp. 881–889.
- [29] W. W. Peterson and D. T. Brown, “Cyclic codes for error detection,” *Proceedings of the IRE*, vol. 49, no. 1, pp. 228–235, 1961.
- [30] F. Cohen, “A cryptographic checksum for integrity protection,” *Computers & Security*, vol. 6, no. 6, pp. 505–510, 1987.
- [31] G. Sivathanu, C. P. Wright, and E. Zadok, “Enhancing file system integrity through checksums,” Citeseer, Tech. Rep., 2004.
- [32] A. Silberschatz, P. B. Galvin, and G. Gagne, *Operating system concepts essentials*. John Wiley & Sons, Inc., 2014.
- [33] P. Gallagher, “Secure hash standard (shs),” *FIPS PUB*, pp. 1–27, 2008.
- [34] “Git - distributed version control system,” <https://git-scm.com/>.
- [35] C. Bird, P. C. Rigby, E. T. Barr, D. J. Hamilton, D. M. German, and P. Devanbu, “The promises and perils of mining git,” in *6th Int. Working Conf. on Mining Software Repositories, MSR’09*. IEEE, 2009, pp. 1–10.
- [36] “arxiv.org e-print archive,” <https://arxiv.org/>.
- [37] S. Sharma, “A strongly trusted integrity preservance based security framework for critical information storage over cloud platform,” *International Journal of Applied Information Systems*, vol. 11, no. 6, pp. 3–7, Nov 2016.
- [38] C. Liu, C. Yang, X. Zhang, and J. Chen, “External integrity verification for outsourced big data in cloud and iot: A big picture,” *Future Generation Computer Systems*, vol. 49, pp. 58–67, 2015.
- [39] S. Underwood, “Blockchain beyond bitcoin,” *Commun. ACM*, vol. 59, no. 11, pp. 15–17, Oct. 2016.
- [40] M. Mainelli and M. Smith, “Sharing ledgers for sharing economies: an exploration of mutual distributed ledgers (aka blockchain technology),” *Journal of Financial Perspectives*, vol. 3, no. 3, pp. 38–58, 2015.
- [41] S. Nakamoto, “Bitcoin: A peer-to-peer electronic cash system,” 2008.
- [42] S. Haber and W. S. Stornetta, “How to time-stamp a digital document,” in *Conf. on the Theory and Appl. of Crypt.* Springer, 1990, pp. 437–455.
- [43] B. Schneier and J. Kelsey, “Cryptographic support for secure logs on untrusted machines.” in *USENIX Security*, vol. 98, 1998, pp. 53–62.
- [44] R. Matzutt, M. Henze, J. H. Ziegeldorf, J. Hiller, and K. Wehrle, “Thwarting unwanted blockchain content insertion,” in *Cloud Engineering (IC2E), 2018 IEEE Int. Conf. on*. IEEE, 2018, pp. 364–370.
- [45] “Poex.io - the original blockchain notary service,” <https://poex.io/>.

- [46] P. Rogaway and T. Shrimpton, “Cryptographic hash-function basics: Definitions, implications, and separations for preimage resistance, second-preimage resistance, and collision resistance,” in *International workshop on fast software encryption*. Springer, 2004, pp. 371–388.
- [47] W. Pourmajidi, J. Steinbacher, T. Erwin, and A. Miranskyy, “On challenges of cloud monitoring,” in *2017 Conf. of the Center for Adv. Studies on Collaborative Research (CASCOR)*. IBM Corp., 2017, pp. 259–265.
- [48] R. Accorsi, “Bbox: A distributed secure log architecture,” in *European Public Key Infrastructure Workshop*. Springer, 2010, pp. 109–124.
- [49] A. Azaria, A. Ekblaw, T. Vieira, and A. Lippman, “Medrec: Using blockchain for medical data access and permission management,” in *Open and Big Data (OBD), Int. Conf. on*. IEEE, 2016, pp. 25–30.
- [50] N. Szabo, “Nick szabo – the idea of smart contracts,” <http://www.fon.hum.uva.nl/rob/Courses/InformationInSpeech/CDROM/Literature/LOTwinterschool2006/szabo.best.vwh.net/idea.html>.
- [51] Z. Zheng, S. Xie, and H.-N. Dai, “Blockchain challenges and opportunities: A survey,” 2016.
- [52] J. Bruce, “The mini-blockchain scheme,” 2014. [Online]. Available: <http://cryptonite.info>
- [53] I. Eyal, A. E. Gencer, E. G. Sirer, and R. Van Renesse, “Bitcoin-ng: A scalable blockchain protocol.” in *NSDI*, 2016, pp. 45–59.
- [54] S. King and S. Nadal, “Ppcoin: Peer-to-peer crypto-currency with proof-of-stake,” *self-published paper, August*, vol. 19, 2012.
- [55] “Messari ceo predicts ethereum 2.0 pos transition will be delayed to 2021 - ethereum world news,” <https://ethereumworldnews.com/messari-ceo-predicts-ethereum-2-0-pos-transition-will-be-delayed-to-2021/>, (Accessed on 01/17/2020).
- [56] “Casper version 1 implementation guide ethereum/research wiki,” <https://github.com/ethereum/research/wiki/Casper-Version-1-Implementation-Guide>.
- [57] Y. Gilad, R. Hemo, S. Micali, G. Vlachos, and N. Zeldovich, “Algorand: Scaling byzantine agreements for cryptocurrencies,” in *Proc. of the 26th Symp. on Operating Systems Principles*. ACM, 2017, pp. 51–68.
- [58] “Algorand,” <https://www.algorand.com/>.
- [59] C. Decker and R. Wattenhofer, “Information propagation in the bitcoin network,” in *Peer-to-Peer Computing (P2P), 2013 IEEE Thirteenth International Conference on*. IEEE, 2013, pp. 1–10.
- [60] A. J. Menezes, P. C. van Oorschot, and S. A. Vanstone, *Handbook of applied cryptography*. CRC press, 1996.
- [61] Z. Zheng, S. Xie, H. Dai, X. Chen, and H. Wang, “An overview of blockchain technology: Architecture, consensus, and future trends,” in *2017 IEEE international congress on big data (BigData congress)*. IEEE, 2017, pp. 557–564.
- [62] “Blockchain technology overview,” <https://nvlpubs.nist.gov/nistpubs/ir/2018/NIST.IR.8202.pdf>, (Accessed on 05/25/2020).
- [63] “Flask (a python microframework),” <http://flask.pocoo.org/>.
- [64] “Openssl dgst,” <https://www.openssl.org/docs/manmaster/man1/dgst.html>.
- [65] G. Wood, “Ethereum: A secure decentralised generalised transaction ledger,” *Ethereum project yellow paper*, vol. 151, pp. 1–32, 2014.
- [66] “Solidity contract-oriented language,” <http://solidity.readthedocs.io/en/v0.4.24/>.

- [67] “Remix solidity ide,” <https://remix.ethereum.org>.
- [68] “Ether and ethereum,” <https://www.ethereum.org/ether>.
- [69] “Blockchain use cases - ibm blockchain,” <https://www.ibm.com/blockchain/use-cases/>, (Accessed on 01/17/2020).
- [70] “Glossary,” <https://cloud.ibm.com/docs/blockchain?topic=blockchain-glossary#glossary-chaincode>, (Accessed on 01/17/2020).
- [71] “Ibm blockchain platform - visual studio marketplace,” <https://marketplace.visualstudio.com/items?itemName=IBMBlockchain.ibm-blockchain-platform>, (Accessed on 05/30/2020).
- [72] “Visual studio code - code editing. redefined,” <https://code.visualstudio.com/>, (Accessed on 05/30/2020).
- [73] “Developing smart contracts with visual studio code extension,” <https://cloud.ibm.com/docs/blockchain?topic=blockchain-develop-vscode>, (Accessed on 01/17/2020).
- [74] “Firebase,” <https://firebase.google.com/>.
- [75] “Account types, gas, and transactions ethereum homestead 0.1 documentation,” <http://ethdocs.org/en/latest/contracts-and-transactions/account-types-gas-and-transactions.html>.
- [76] “Test networks ethereum,” <http://ethdocs.org/en/latest/network/test-networks.html#details>.
- [77] “Test ether faucet,” <https://faucet.metamask.io/>.
- [78] “Ethereum average block time chart — etherscan,” <https://etherscan.io/chart/blocktime>.
- [79] “Ropsten transaction,” <https://bit.ly/2VGbtH4>.
- [80] “Pricing for ibm blockchain platform for ibm cloud,” <https://cloud.ibm.com/docs/blockchain?topic=blockchain-ibp-saas-pricing>, (Accessed on 05/30/2020).
- [81] “Ibm cloud — ibm,” <https://www.ibm.com/cloud>, (Accessed on 05/31/2020).
- [82] “Get started with blockchain ibm developer,” <https://developer.ibm.com/technologies/blockchain/gettingstarted/>, (Accessed on 05/31/2020).
- [83] “Hyperledger open source blockchain technologies,” <https://www.hyperledger.org/>, (Accessed on 05/31/2020).
- [84] “Hyperledger - open source blockchain for business - ibm blockchain — ibm,” <https://www.ibm.com/blockchain/hyperledger>, (Accessed on 05/31/2020).
- [85] “Github - hyperledger/fabric-sdk-py: Hyperledger fabric python sdk,” <https://github.com/hyperledger/fabric-sdk-py>, (Accessed on 05/31/2020).
- [86] “Build a network,” <https://cloud.ibm.com/docs/blockchain/howto?topic=blockchain-ibp-console-build-network#ibp-console-build-network>, (Accessed on 05/31/2020).
- [87] “Kubernetes service - overview — ibm,” <https://www.ibm.com/cloud/container-service/>, (Accessed on 05/31/2020).
- [88] “Blockchain platform pricing - canada ibm,” <https://www.ibm.com/ca-en/cloud/blockchain-platform/pricing>, (Accessed on 06/02/2020).
- [89] “Pricing for ibm blockchain platform for ibm cloud,” <https://cloud.ibm.com/docs/blockchain?topic=blockchain-ibp-saas-pricing#ibp-saas-pricing-default>, (Accessed on 08/28/2020).

- [90] “Eth gas station — consumer oriented metrics for the ethereum gas market,” <https://ethgasstation.info/>.
- [91] “Postman api development environment,” <https://www.getpostman.com/>.
- [92] “Ethereum daily transactions chart — etherscan,” <https://etherscan.io/chart/tx>, (Accessed on 2020-08-11).
- [93] “Does hyperledger fabric perform at scale? - blockchain pulse: Ibm blockchain blog,” <https://www.ibm.com/blogs/blockchain/2019/04/does-hyperledger-fabric-perform-at-scale/>, (Accessed on 06/22/2020).
- [94] “Blockchain on aws,” <https://aws.amazon.com/blockchain/>, (Accessed on 01/17/2020).
- [95] “Blockchain technology and applications — microsoft azure,” <https://azure.microsoft.com/en-us/solutions/blockchain/>, (Accessed on 01/17/2020).
- [96] Hyperledger Fabric a blockchain framework. [Online]. Available: <https://www.hyperledger.org/projects/fabric>
- [97] “Azure blockchain workbench,” <https://azuremarketplace.microsoft.com/en-ca/marketplace/apps/microsoft-azure-blockchain.azure-blockchain-workbench?tab=Overview>.
- [98] W. Gao, W. G. Hatcher, and W. Yu, “A survey of blockchain: techniques, applications, and challenges,” in *2018 27th international conference on computer communication and networks (ICCCN)*. IEEE, 2018, pp. 1–11.
- [99] C. C. Agbo and Q. H. Mahmoud, “Comparison of blockchain frameworks for healthcare applications,” *Internet Technology Letters*, vol. 2, no. 5, p. e122, 2019.
- [100] “Pricing for ibm blockchain platform for ibm cloud,” <https://cloud.ibm.com/docs/blockchain?topic=blockchain-ibp-saas-pricing#ibp-saas-pricing-scenarios>, (Accessed on 2020-07-23).
- [101] G. Antonio Pierro, H. Rocha, R. Tonelli, and S. Ducasse, “Are the gas prices oracle reliable? a case study using the ethgasstation,” in *2020 IEEE International Workshop on Blockchain Oriented Software Engineering (IWBOSE)*, 2020, pp. 1–8.
- [102] “Eth gas station api overview - eth gas station api,” <https://docs.ethgasstation.info/>, (Accessed on 08/29/2020).
- [103] “Ethereum usd historical data — coingecko,” https://www.coingecko.com/en/coins/ethereum/historical_data/usd?end_date=2020-08-13&start_date=2019-08-13#panel, (Accessed on 2020-08-13).
- [104] C. Wohlin, P. Runeson, M. Höst, M. Ohlsson, B. Regnell, and A. Wesslén, *Experimentation in Software Engineering*, ser. Computer Science. Springer Berlin Heidelberg, 2012.
- [105] R. Yin, *Case Study Research: Design and Methods*, ser. Applied Social Research Methods. SAGE Publications, 2009.
- [106] “Benefits and service offerings,” https://cloud.ibm.com/docs/containers?topic=containers-cs_ov#cluster_types, (Accessed on 08/28/2020).
- [107] R. J. Hyndman and Y. Khandakar, “Automatic time series forecasting: the forecast package for R,” *Journal of Statistical Software*, vol. 26, no. 3, pp. 1–22, 2008. [Online]. Available: <http://www.jstatsoft.org/article/view/v027i03>
- [108] R. Hyndman, G. Athanasopoulos, C. Bergmeir, G. Caceres, L. Chhay, M. O’Hara-Wild, F. Petropoulos, S. Razbash, E. Wang, and F. Yasmeen, *forecast: Forecasting functions for time series and linear models*, 2020, r package version 8.12. [Online]. Available: <http://pkg.robjhyndman.com/forecast>