

Steady and ranging sets in graph persistence

Mattia G. Bergomi¹, Massimo Ferri², Antonella Tavaglione²

¹ Veos Digital, Milan, Italy

² ARCES and Dept. of Mathematics, Univ. of Bologna, Italy
 mattia.bergomi@veos.digital, massimo.ferri@unibo.it,
 antonella.tavaglione@studio.unibo.it,

Abstract. Generalised persistence functions (gp-functions) are defined on (\mathbb{R}, \leq) -indexed diagrams in a given category. A sufficient condition for stability is also introduced. In the category of graphs, a standard way of producing gp-functions is proposed: steady and ranging sets for a given feature. The example of steady and ranging hubs is studied in depth; their meaning is investigated in three concrete networks.

Keywords: Persistence, hub, network.

1 Introduction

Weighted graphs are a common data-structure in many real-world scenarios. It is also customary to make use of persistent homology for analysis, classification, comparison and retrieval. However, this technique is by its very own nature limited to the analysis of weighted simplicial complexes. Of course, the graph itself is a one-dimensional complex, however it often turns out that the relevant information is not the one carried by its topology, but it is rather carried by more concealed graph-theoretical structures. A common choice to overcome this issue is to associate auxiliary simplicial complexes to the graph, see for instance [2]. This strategy has been successfully applied in many interesting applications, e.g. [21,18,23,24,25,7,22,4,26].

It is possible to define and compute persistence in other categories than simplicial complexes or topological spaces [3,1] and, in a different sense, [20,15]. The present paper introduces a further class of generalized persistence functions (*gp-functions*), defined on (\mathbb{R}, \leq) -indexed diagrams in a given category, that can be described via persistence diagrams. Additionally, we display a specific way of building gp-functions for filtered graphs, introducing the concepts of *steady* and *ranging sets*.

We are therefore rather far from the categorifications of [5,17,19,10], in that we aim to provide a simpler and more agile tool for a direct use on graphs—without a passage through simplicial complexes—and possibly on other structures naturally arising from applications.

Section 2 is dedicated to recalling persistence diagrams and categorical persistence functions, and to introducing gp-functions. Section 3 focuses on graphs:

it defines *balanced* gp-functions, for which stability holds, and above all defines *steady* and *ranging sets* with respect to given features in a graph; this is the core of the paper. The feature which is studied in depth in Section 4 is the one of being a *hub*, i.e. a vertex whose degree is higher than the one of its neighbors. This is illustrated in Section 5 by three concrete examples: steady and ranging hubs in a network of airports, the network of characters of *Les Misérables* and the one of a set of languages. An Appendix contains examples showing that the main gp-functions of the paper are not balanced.

2 Generalized persistence

Persistent topology has produced several concepts and tools: barcodes, extended persistence, zig-zag persistence, persistence modules and many more, but in our opinion persistence diagrams are the most effective for analysis and comparison of shapes, where the term “shape” has a very wide meaning. In Section 2.1 we recall their definition in the classical topological context. Section 2.2 is a brief overview of the extension to a broad categorical context, given in [3,1]. Section 2.3 finally contains the main new concept of the present paper: generalised persistence functions. All the following sections will be based on them.

2.1 Persistence diagrams

The main object of study in persistent homology [11] are filtered spaces, i.e. pairs (X, f) where X is a topological space (mostly the space of a simplicial complex) and $f : X \rightarrow \mathbb{R}$ is a map called *filtering function*: sublevel sets $X_u = f^{-1}((-\infty, u])$ are compared through the homology morphisms induced by inclusion, in particular through the so-called Persistent Betti Number functions. Out of such a function a *persistence diagram* (see Def. 1) can be built [8, Sect. 2]; out of the persistence diagram, in turn, the Persistent Betti Number function can be recovered [8].

Persistence diagrams are the most widely used “fingerprints” of filtered spaces. The *bottleneck distance* between persistence diagrams yields an effective lower bound to distances between filtered spaces; this makes persistence diagrams a powerful tool in shape classification, analysis and retrieval. The strategic advantage of the generalisation started in [3,1] consists in the fact that also categorical persistence functions (see Sect. 2.2) can be represented by persistence diagrams.

In $\mathbb{R} \times (\mathbb{R} \cup \{+\infty\})$ set $\Delta = \{(u, v) \mid u = v\}$, $\Delta^+ = \{(u, v) \mid u < v\}$ and $\bar{\Delta}^+ = \Delta \cup \Delta^+$. In a multiset, the *multiplicity* of an element will be the number of times that the element appears.

Definition 1. [8,6] A persistence diagram D is a multiset of points of $\bar{\Delta}^+$ where every point of the diagonal Δ appears with infinite multiplicity.

The points of D belonging to Δ^+ are called *cornerpoints*; they are said to be *proper* if both their coordinates are finite, *cornerpoints at infinity* otherwise. A

persistence diagram is said to be *finite* if so is its set of cornerpoints. We shall only consider finite persistence diagrams.

Definition 2. *Given persistence diagrams D, D' , let Γ be the set of all bijections between D and D' . We define the bottleneck (formerly matching) distance as the real number*

$$d(D, D') = \inf_{\gamma \in \Gamma} \sup_{p \in D} \|p - \gamma(p)\|_{\infty}$$

This distance checks the maximum displacement between corresponding points for a given matching either between cornerpoints of the two diagrams or between cornerpoints and their own projections on the diagonal Δ , and takes the minimum among these maxima. Minima and maxima are actually attained because of the requested finiteness.

2.2 Categorical persistence functions

We briefly recall from [3,1] some definitions that we shall use in the paper.

Definition 3. *[3, Def. 3.2] Let \mathbf{C} be a category. A lower-bounded function $p : \text{Morph}(\mathbf{C}) \rightarrow \mathbb{Z}$ is a categorical persistence function if, for all $u_1 \rightarrow u_2 \rightarrow v_1 \rightarrow v_2$, the following inequalities hold:*

1. $p(u_1 \rightarrow v_1) \leq p(u_2 \rightarrow v_1)$ and $p(u_2 \rightarrow v_2) \leq p(u_2 \rightarrow v_1)$.
2. $p(u_2 \rightarrow v_1) - p(u_1 \rightarrow v_1) \geq p(u_2 \rightarrow v_2) - p(u_1 \rightarrow v_2)$.

The archetypal categorical persistence functions are Persistent Betti Numbers (see [11] for their definition and properties). Still, this definition has a much wider range; for instance it includes functions induced by *weakly directed properties*, e.g. functions counting clique communities, blocks, edge-blocks in a weighted graph [1].

Remark 1. There is a standard way of associating a persistence diagram to a categorical persistence function; see [3, Sect. 3.9]. By [1, Prop. 1], the discontinuity sets of a categorical persistence function are either vertical or horizontal (possibly unbounded) segments with end-points in the cornerpoints. This means that categorical persistence functions have the appearance of superimposed triangles, typical of Persistent Betti Number functions. In fact, the two conditions of Def. 3 correspond to Prop. 1 and Lemma 1 of [12], where that behaviour of the discontinuities of “size functions” (what would later be called 0-th Persistent Betti Number functions) was studied.

Definition 4. *[3] A persistence function is a categorical persistence function on the category (\mathbb{R}, \leq) .*

So a persistence function maps each pair of real numbers $u \leq v$, to an integer $p(u, v)$ such that, given $u_1 \leq u_2 \leq v_1 \leq v_2$, the following inequalities hold.

1. $p(u_1, v_1) \leq p(u_2, v_1)$ and $p(u_2, v_2) \leq p(u_2, v_1)$, that is to say p is non-decreasing in the first argument, and non-increasing in the second.
2. $p(u_2, v_1) - p(u_1, v_1) \geq p(u_2, v_2) - p(u_1, v_2)$.

Definition 5. [5, Sect. 1.3] An (\mathbb{R}, \leq) -indexed diagram is any functor from the category (\mathbb{R}, \leq) to an arbitrary category \mathbf{C} . (\mathbb{R}, \leq) -indexed diagrams form a category, $\mathbf{C}^{(\mathbb{R}, \leq)}$. The (\mathbb{R}, \leq) -indexed diagram is said to be *monic* if all morphisms of its image are monomorphisms of \mathbf{C} .

2.3 Generalised persistence functions

Definition 6. Assume that a map p is given, which assigns to each monic (\mathbb{R}, \leq) -indexed diagram M in a category \mathbf{C} a categorical persistence function p_M on (\mathbb{R}, \leq) , such that $p_M = p_{M'}$ for M naturally isomorphic to M' . All the resulting categorical persistence functions p_M are called *generalised persistence functions* in \mathbf{C} (*gp-functions* for brevity). The map p itself is called a *gp-function generator*.

Remark 2. The mapping assumed in Def. 6 can be easily shaped into a functor between suitable categories, but we shall not make use of this property.

Every gp-function can be represented by a persistence diagram by the already quoted construction of [3, Sect. 3.9], so gp-functions can be compared through the bottleneck distance of the respective diagrams. Moreover, (\mathbb{R}, \leq) -indexed diagrams can be compared through the interleaving distance [5, Def. 3.4], extending the *interleaving distance* in the topological setting [8]. Thus, it makes sense to discuss stability [5, Sect. 5] and universality [17, Sect. 5]. There is a wide class of gp-functions for which stability follows by definition: the gp-functions built by composing a categorical persistence function (on a category \mathbf{C} with finite colimits) with (\mathbb{R}, \leq) -indexed diagrams in \mathbf{C} [3, Thm. 3.27]. Universality is also guaranteed if \mathbf{C} respects suitable conditions [1, Prop. 5].

Remark 3. Even with a well-behaved category (e.g. **Graph**), gp-functions might not enjoy stability, since their values may not depend on the single morphisms, but on the structure of the whole (\mathbb{R}, \leq) -indexed diagram. This will be unfortunately the case for the examples of Sect. 4.

3 Graph-theoretical persistence

Let **Graph** be the category having finite simple undirected graphs as objects and injective simplicial applications as morphisms, seen as a subcategory of the category of finite simplicial complexes. In what follows, a graph will be considered as the pair of its vertex set and edge set, i.e. $G = (V, E)$, $G' = (V', E')$ and so on.

We consider (\mathbb{R}, \leq) -indexed diagrams in **Graph** that are constant on a finite set of left-closed, right-open intervals. Because of the choice of monomorphisms

as the only acceptable morphisms, every such (\mathbb{R}, \leq) -indexed diagram is monic and can be seen, up to natural isomorphisms, as a filtration of a graph G coming from a filtering function $f : V \cup E \rightarrow \mathbb{R} \cup \{+\infty\}$. Moreover, we shall limit our study to (\mathbb{R}, \leq) -indexed diagrams whose associated filtration has no isolated vertices at any level. In other words, the filtering function f takes value $+\infty$ if a vertex is isolated, and the minimum of its values on the edges incident to the vertex, otherwise. Thus, f is determined by its restriction to E ; therefore the *weighted graphs* considered here are pairs (G, f) with $f : E \rightarrow \mathbb{R}$.

A gp-function in **Graph** (Def. 6) p_M , where M is an (\mathbb{R}, \leq) -indexed diagram, will be denoted $p_{(G,f)}$, where M corresponds to the filtration produced by the weighted graph (G, f) . The associated persistence diagram will be denoted by $D(f)$, for the sake of simplicity and if no confusion may occur.

3.1 Balanced gp-functions

In general, gp-functions are not stable unless they come from a categorical persistence function on **Graph**, i.e. there is no guarantee that the bottleneck distance between their persistence diagrams be a lower bound for their interleaving distance. All the same there is a condition (Def. 7) which implies stability in that sense of Thm. 1.

Definition 7. *Let p be a gp-function generator on **Graph**. The map p itself and the resulting gp-functions are said to be balanced if the following condition is satisfied. Let (G, f) and (G', f') be two weighted graphs, and $p_{(G,f)}$, $p_{(G',f')}$ their associated gp-functions. If an isomorphism $\psi : G \rightarrow G'$ exists, such that $\sup_{e \in E} |f(e) - f'(\psi(e))| \leq h$ ($h > 0$), then for all $(u, v) \in \Delta^+$ the inequality $p_{(G,f)}(u - h, v + h) \leq p_{(G',f')}(u, v)$ holds.*

Let (G, f) , (G', f') be as above. Let also \mathcal{H} be the (possibly empty) set of graph isomorphisms between G and G' . We can now take to **Graph** some definitions given in [14,9,17].

Definition 8. *The natural pseudodistance of (G, f) and (G', f') is*

$$\delta((G, f), (G', f')) = \begin{cases} +\infty & \text{if } \mathcal{H} = \emptyset \\ \inf_{\phi \in \mathcal{H}} \sup_{e \in E} |f(e) - g(\phi(e))| & \text{otherwise} \end{cases}$$

Some simple adjustments of the proof of [9, Thm. 29] and of its preceding lemmas yield the following theorem.

Theorem 1 (Stability). *Let p be a balanced gp-function generator in **Graph** and (G, f) , (G', f') be two weighted graphs. Then we have*

$$d(D(f), D(f')) \leq \delta((G, f), (G', f')),$$

where $D(f)$ and $D(f')$ are the persistence diagrams realized by the gp-functions $p_{(G,f)}$ and $p_{(G',f')}$ respectively. \square

Through [13, Thm. 5.8], this also implies stability with respect to the interleaving distance. Universality is generally not granted for stable persistence functions: it needs *ad hoc* constructions.

3.2 Steady and ranging sets

Given a weighted graph (G, f) , any function $F : 2^{V \cup E} \rightarrow \{\text{true}, \text{false}\}$ is called a *feature*. We call F -set any $X \subset V \cup E$ such that $F(X) = \text{true}$. Given a real number u , we denote by G_u the subgraph of G induced by the edge set $f^{-1}(-\infty, u]$. We shall say that $X \subset V \cup E$ is an F -set at level $w \in \mathbb{R}$ if it is an F -set of the subgraph G_w .

Definition 9. Let F be a feature. A set $X \subseteq V \cup E$ is a *steady* F -set (*sF-set* for brevity) at $(u, v) \in \Delta^+$ if it is an F -set at all levels w with $u \leq w \leq v$. We call X a *ranging* F -set (*rF-set*) at (u, v) if there exist levels $w \leq u$ and $w' \geq v$ at which it is an F -set.

Let $S_{(G,f)}^F(u, v)$ be the set of sF-sets at (u, v) and let $R_{(G,f)}^F(u, v)$ be the set of rF-sets at (u, v) .

Remark 4. Of course, steady implies ranging; this is due to the “ \leq ” and “ \geq ” signs in the definitions. With strict inequalities the implication fails. Actually, there are features F for which steady is equivalent to ranging: the ones for which a set can be an F -set only in a (possibly unbounded) interval. A simple example is the feature F which assigns *true* only to singletons consisting of a vertex of a fixed degree.

Lemma 1. If $u \leq u' < v' \leq v$, then

1. $S_{(G,f)}^F(u, v) \subseteq S_{(G,f)}^F(u', v')$
2. $R_{(G,f)}^F(u, v) \subseteq R_{(G,f)}^F(u', v')$

where the equalities hold if $G_u = G_{u'}$ and $G_v = G_{v'}$. Moreover $S_{(G,f)}^F(u, v) = \emptyset = R_{(G,f)}^F(u, v)$ if $G_u = \emptyset$.

Proof. By the definitions themselves of steady and ranging F -set. \square

Definition 10. Let F be a feature. For any graph G , for any filtering function $f : E \rightarrow \mathbb{R}$, we define $\sigma_{(G,f)}^F : \Delta^+ \rightarrow \mathbb{R}$ as the function which assigns to $(u, v) \in \Delta^+$ the number $|S_{(G,f)}^F(u, v)|$ and $\varrho_{(G,f)}^F : \Delta^+ \rightarrow \mathbb{R}$ as the function which assigns to $(u, v) \in \Delta^+$ the number $|R_{(G,f)}^F(u, v)|$. We denote by σ^F and ϱ^F the maps assigning $\sigma_{(G,f)}^F$ and $\varrho_{(G,f)}^F$ respectively to the (\mathbb{R}, \leq) -indexed diagram corresponding to (G, f) .

Proposition 1. The maps σ^F and ϱ^F are gp-function generators.

Proof. We prove conditions 1 and 2 of Def. 3, recalling that the source category is (\mathbb{R}, \leq) , so the existence of a morphism $u \rightarrow v$ (with $u \neq v$) simply means that $u < v$. Assume $u_1 < u_2 < v_1 < v_2$. Let (G, f) be any weighted graph.

- (**Condition 1 for σ^F**) By Lemma 1, $S_{(G,f)}^F(u_1, v_1) \subseteq S_{(G,f)}^F(u_2, v_1)$, so $|S_{(G,f)}^F(u_1, v_1)| \leq |S_{(G,f)}^F(u_2, v_1)|$. Also $S_{(G,f)}^F(u_2, v_2) \subseteq S_{(G,f)}^F(u_2, v_1)$ and $|S_{(G,f)}^F(u_2, v_2)| \leq |S_{(G,f)}^F(u_2, v_1)|$.

- **(Condition 2 for σ^F)** By Lemma 1, $S_{(G,f)}^F(u_1, v_1) \subseteq S_{(G,f)}^F(u_2, v_1)$, so $|S_{(G,f)}^F(u_2, v_1)| - |S_{(G,f)}^F(u_1, v_1)|$ is the number of sF-sets at (u_2, v_1) which fail to be F-sets at some w with $u_1 \leq w \leq u_2$. Analogously for $|S_{(G,f)}^F(u_2, v_2)| - |S_{(G,f)}^F(u_1, v_2)|$.
Now, every sF-set at (u_1, v_2) which fails to be an F-set at w with $u_1 \leq w \leq u_2$ is also an sF-set at (u_1, v_1) failing at the same w . So $S_{(G,f)}^F(u_2, v_1) - S_{(G,f)}^F(u_1, v_1) \supseteq S_{(G,f)}^F(u_2, v_2) - S_{(G,f)}^F(u_1, v_2)$ and $|S_{(G,f)}^F(u_2, v_1)| - |S_{(G,f)}^F(u_1, v_1)| \geq |S_{(G,f)}^F(u_2, v_2)| - |S_{(G,f)}^F(u_1, v_2)|$.
- **(Condition 1 for ϱ^F)** The argument is the same as for σ^F .
- **(Condition 2 for ϱ^F)** By Lemma 1, $R_{(G,f)}^F(u_1, v_1) \subseteq R_{(G,f)}^F(u_2, v_1)$, so $|R_{(G,f)}^F(u_2, v_1)| - |R_{(G,f)}^F(u_1, v_1)|$ is the number of rF-sets at (u_2, v_1) which fail to be F-sets at all levels w with $w \leq u_1$. Analogously for $|R_{(G,f)}^F(u_2, v_2)| - |R_{(G,f)}^F(u_1, v_2)|$.
Now, every rF-set at (u_1, v_2) which fails to be an F-set at all levels w with $w \leq u_1$ is also an rF-set at (u_1, v_1) failing at the same levels w . So $R_{(G,f)}^F(u_2, v_1) - R_{(G,f)}^F(u_1, v_1) \supseteq R_{(G,f)}^F(u_2, v_2) - R_{(G,f)}^F(u_1, v_2)$ and $|R_{(G,f)}^F(u_2, v_1)| - |R_{(G,f)}^F(u_1, v_1)| \geq |R_{(G,f)}^F(u_2, v_2)| - |R_{(G,f)}^F(u_1, v_2)|$.

□

The value of both functions $\sigma_{(G,f)}^F$ and $\varrho_{(G,f)}^F$ at a point P on a vertical (resp. horizontal) discontinuity line is the same as the value at the points in a right (resp. upper) neighborhood of P .

Of course, there are many features which give valid but meaningless gp-functions: the features F such that, if X is an F-set at level u , then it is an F-set also at level v for all $v > u$.

We still don't know which hypothesis on F would imply that $\sigma_{(G,f)}^F$ or $\varrho_{(G,f)}^F$ are balanced (Def. 7). Such features exist: One is the already mentioned feature F which assigns *true* only to singletons consisting of a vertex of a fixed degree.

3.3 Generalized steady and ranging persistence on Eulerian sets

We now give an example of the framework exposed in Section 3.2. Given any graph G , we define $Eu : 2^{V \cup E} \rightarrow \{true, false\}$ to yield *true* on a set A if and only if A is a set of vertices whose induced subgraph of G is nonempty, connected, Eulerian and maximal with respect to these properties; in that case A is said to be a *Eu-set* of G . Let now (G, f) be a weighted graph. We apply Def. 9 to feature Eu , in the modified version with one strict inequality.

Definition 11. *For any real number w , the subset $A \subseteq V$ is a Eu-set at level w if it is a Eu-set of the subgraph G_w . It is a steady Eu-set (an sEu-set) at $(u, v) \in \Delta^+$ if it is a Eu-set at all levels w with $u \leq w < v$. It is a ranging Eu-set (an rEu-set) at (u, v) if there exist levels $w \leq u$ and $w' \geq v$ at which it is a Eu-set.*

$S_{(G,f)}^{Eu}(u, v)$ and $R_{(G,f)}^{Eu}(u, v)$ are respectively the sets of sEu-sets and of rEu-sets

at (u, v) . We define $\sigma_{(G,f)}^{Eu} : \Delta^+ \rightarrow \mathbb{R}$ as the function which assigns to $(u, v) \in \Delta^+$ the number $|S_{(G,f)}^{Eu}(u, v)|$ and $\varrho_{(G,f)}^{Eu} : \Delta^+ \rightarrow \mathbb{R}$ as the function which assigns to $(u, v) \in \Delta^+$ the number $|R_{(G,f)}^{Eu}(u, v)|$.

We denote by σ^{Eu} and ϱ^{Eu} the maps assigning $\sigma_{(G,f)}^{Eu}$ and $\varrho_{(G,f)}^{Eu}$ respectively to the (\mathbb{R}, \leq) -indexed diagram corresponding to (G, f) .

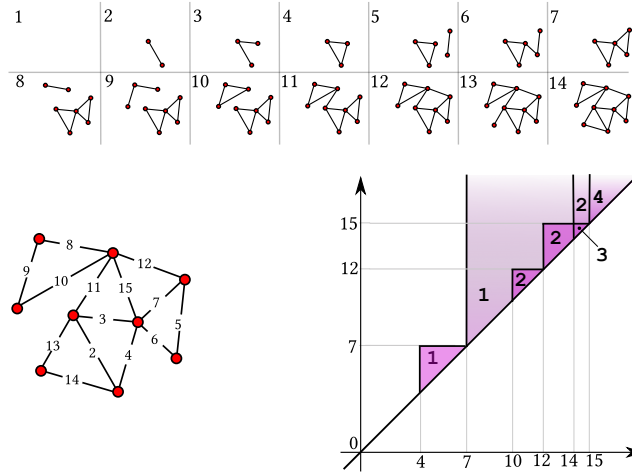


Fig. 1: Example of the functions $\sigma_{(G,f)}^{Eu}$ and $\varrho_{(G,f)}^{Eu}$, coinciding for this particular weighted graph.

Proposition 2. *The maps σ^{Eu} and ϱ^{Eu} are gp-function generators.*

Proof. By Proposition 1. □

Fig. 1 shows these two functions (coincident in this case) for a weighted graph.

Both functions σ^{Eu} and ϱ^{Eu} are not balanced (see the Appendix).

4 Hubs

Although the informal concept of *hub* is intuitively clear, it is not as easy to formalize in graph-theoretical terms. The simple idea of a vertex with (locally) maximum degree is not entirely satisfactory: in a social network it is common to find users with a lot of contacts, with whom, however, they interact poorly. Even a high sum of traffic intensities (e.g. the number of messages exchanged between a user and its connections) is not enough to bestow a vertex the central role meant by the word *hub*.

We shall use local degree prevalence as the feature used for building two gp-function generators: for any graph G we define $H : 2^{V \cup E} \rightarrow \{true, false\}$ to yield *true* only on singletons containing a vertex whose degree is greater than the ones of its neighbors. Such a vertex is called an *H-vertex* or simply a *hub*. This feature, combined with the generalized persistence framework and the notion of ranging and steady feature, allows for the identification of those vertices whose role is indeed central throughout the filtration of a given weighted graph (G, f) .

Importantly, we preserve the flexibility granted in the realm of classical persistence: as one of the many possible variations, we could consider a vertex to be a hub if the sum of values of f on the edges incident to it (instead of the degree) is greater than the sum at its neighbors.

Our proposal is to build persistence diagrams in our generalized framework, and thereafter use the selection procedure presented in [16] (see 5.1) to identify relevant cornerpoints, thus identifying the “persistent” hubs of a given weighted graph.

Definition 12. For any real number w , a vertex is a hub (or *H-vertex*) at level w if it is an *H-vertex* of the subgraph G_w . It is a steady hub (or *sH-vertex*) at $(u, v) \in \Delta^+$ if it is an *H-vertex* at all levels w with $u \leq w \leq v$. It is a ranging hub (or *rH-vertex*) at $(u, v) \in \Delta^+$ if there exist levels $w \leq u$ and $w' \geq v$ at which it is an *H-vertex*.

$S_{(G,f)}^H(u, v)$ and $R_{(G,f)}^H(u, v)$ are respectively the sets of *sH-vertices* and of *rH-vertices* at (u, v) . We define $\sigma_{(G,f)}^H : \Delta^+ \rightarrow \mathbb{R}$ as the function which assigns to $(u, v) \in \Delta^+$ the number $|S_{(G,f)}^H(u, v)|$ and $\varrho_{(G,f)}^H : \Delta^+ \rightarrow \mathbb{R}$ as the function which assigns to $(u, v) \in \Delta^+$ the number $|R_{(G,f)}^H(u, v)|$.

We denote by σ^H and ϱ^H the maps assigning $\sigma_{(G,f)}^H$ and $\varrho_{(G,f)}^H$ respectively to the (\mathbb{R}, \leq) -indexed diagram corresponding to (G, f) .

Proposition 3. σ^H and ϱ^H are gp-function generators.

Proof. By Proposition 1. □

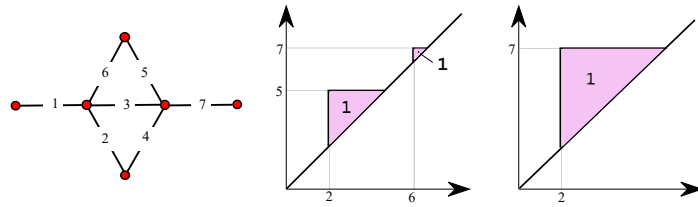


Fig. 2: A weighted graph (G, f) and its functions $\sigma_{(G,f)}^H$ and $\varrho_{(G,f)}^H$ (right).

Fig. 2 shows an example of the two gp-functions. Also σ^H and ϱ^H are not balanced (see the Appendix).

5 Persistent hubs

In this Section we present a first approach to hub detection implementable on real-world graphs. We consider this work in progress a sort of exploration of the meaning of steady and ranging hubs in different contexts; however, we will not compare our results to a ground truth.

In the following examples, instead of the functions $\sigma_{(G,f)}^H$ and $\varrho_{(G,f)}^H$, we will only show the corresponding persistence diagrams, to make the selection procedure clearer.

5.1 A selection procedure

It is well-known in persistence that noise is represented by cornerpoints close to the diagonal Δ . However, not all cornerpoints close to Δ necessarily represent noise, then how wide is the strip along Δ to get rid of? A smart, simple answer is offered in [16], where a remarkable application to segmentation of very noisy data is given. We summarize it here for a given persistence diagram D .

Call *diagonal gap* a maximal region of the form $\{(u, v) \in \Delta^+ \mid a < u < v < b\}$ where no cornerpoints of D lie; $b - a$ is its width. We can then form a hierarchy of diagonal gaps by decreasing width; out of it we get a hierarchy of sets of cornerpoints: We can consider the cornerpoints lying above the first, widest gap as the most relevant. Empirically, we may decide that also the cornerpoints sitting above the second, or the third widest gap are relevant, and so on. Equivalently, we consider the cornerpoints below the chosen gap to be ignored as a possible result of noise. In Fig. 3 it is possible to observe how the selection of cornerpoints above the widest diagonal gap allows to traceback those maxima (or classes of maxima depending on the multiplicity of the cornerpoints), that are more relevant with respect to the trend of the time series.

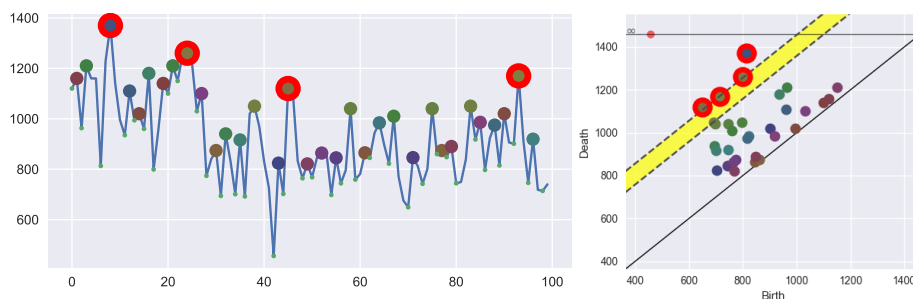


Fig. 3: Selecting maxima in a time series. **Left.** Flow of the Nile from 1871 to 1970. Data freely available at [vincentarelbundock.github.io](https://github.com/vincentarelbundock). **Right.** Cornerpoints selected by considering the widest diagonal gap (in yellow).

In the next Sections we apply this selection criterion to the persistence diagrams corresponding to the functions $\sigma_{(G,f)}^H$ and $\varrho_{(G,f)}^H$, computed for some

networks and some filtering functions. The vertices identified by the so selected cornerpoints will be called *persistent hubs*, in particular *persistent steady hubs* or *persistent ranging hubs*.

5.2 Airports

A first attempt of the search for relevant hubs has been realized on a set of 44 major North-American cities (41 in the US, three in Canada; the ones in capital letters in the Amtrak railway map; see Table 1). The edges connect cities between which there have been flights in a randomly chosen but fixed week (June 11 to 17, 2018). Flight data have been obtained from Google Flights by selecting direct flights with Business Class; distances have been found at Prokerala.com. A single vertex has been considered for each city with more than one airport.

Vertices (degree)			
Albuquerque (13)	Atlanta (42)	Baltimore (16)	Boston (30)
Buffalo (8)	Cheyenne (0)	Chicago (40)	Cincinnati (19)
Cleveland (13)	Dallas (41)	Denver (39)	Detroit (35)
El Paso (7)	Houston (40)	Indianapolis (17)	Jacksonville (12)
Kansas City (19)	Las Vegas (23)	Los Angeles (37)	Memphis (11)
Miami (30)	Milwaukee (14)	Mobile (3)	Montreal (16)
New Orleans (16)	New York (35)	Oakland/Emeryville (7)	Philadelphia (34)
Phoenix (35)	Pittsburgh (14)	Portland (25)	Sacramento (16)
Salt Lake City (33)	San Antonio (17)	San Diego (26)	San Francisco (35)
Seattle (34)	St. Louis (17)	St. Paul-Minneapolis (38)	Tampa (19)
Toronto (26)	Tucson (10)	Vancouver (18)	Washington (32)

Table 1: The towns considered as vertices and the respective degrees in the graph.

As filtering functions we used:

- distance
- number of flights in the fixed week
- their product

and their opposites (+their maximum). For each such choice we looked for steady and ranging hubs, for a total of twelve different persistence diagrams. Note that the same vertex can contribute to several cornerpoints of the persistence diagram of $\sigma_{(G,f)}^H$, whereas this cannot happen for $\varrho_{(G,f)}^H$.

Next, we report results in which where the interest resides in the identification of hubs which do not rank very high by their degree. In particular, we do not find of particular interest that Atlanta, Dallas, Chicago and Houston turn out to be often persistent ranging or steady hubs, since they have the highest degrees in the graph (42, 41, 40 and 40 respectively).

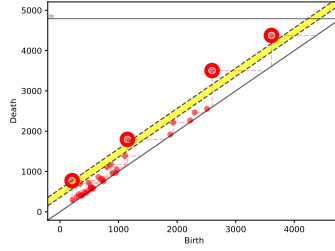


Fig. 4: Filtering function: distance; steady hubs. Persistent steady hubs above the widest diagonal gap: two cornerpoints represent Atlanta, one Dallas and one Seattle.

The first occurrence of a persistent hub which is rather far from having highest degrees is with the filtering function distance: Seattle is just twelfth in the degree rank, but appears above the widest diagonal gap as a steady hub (Figure 4). Persistent steady hubs are: Atlanta (with two cornerpoints), Dallas, Seattle.

Surprisingly, if we use the opposite of distance (summed to the maximum distance, for ease of representation), the cornerpoints corresponding to vertices with highest degrees are located under the widest diagonal gap (Figure 5). Persistent steady hubs are: Los Angeles, San Francisco, Seattle.

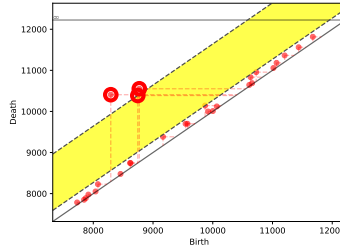


Fig. 5: Filtering function: max distance minus distance; steady hubs. Persistent steady hubs above the widest diagonal gap: Los Angeles, San Francisco, Seattle.

New York City has the eighth highest degree (35, together with Detroit, Phoenix and San Francisco). Still, we would expect it to appear as a hub, in the common sense of the term. In fact, it occurs as one of the few ranging hubs when the filtering functions (max minus number of flights) and distance·(max minus number of flights) are used.

Ranging hubs for (max minus number of flights): Atlanta, Chicago, Dallas, New York.

Steady hubs

Cosette	Courfeyrac	Enjolras
Marius	Myriel	Valjean

Ranging hubs

Cosette	Courfeyrac	Enjolras
Marius	Myriel	Valjean

Clique-community centrality

Enjolras	Fantine	Gavroche
Marius	Valjean	

Table 2: Hubs in Les Miserables characters co-occurrence. Comparing results obtained via the steady and ranging persistence construction and clique-community centrality.

Ranging hubs for the product filtering function are Atlanta, Chicago, Dallas, New York, Vancouver.

5.3 Characters co-occurrence in a novel

A classical benchmark for the analysis of hubs in co-occurrence graphs is given by *Les Misérables*. The network representing the co-occurrence of its characters is freely available at Graphistry. The graph has 77 major characters as vertices; each of the 254 edges joins two characters which appear together in at least one scene; the weight on an edge is the number of common occurrences. We used the inverse of the weight as a filtering function. We compare our results with the ones of [24], where the notion of *clique-community centrality* was used to spot particularly important characters: Table 2.

Our method spots Cosette as a hub, whereas clique-community centrality does not. On the contrary, our technique misses Gavroche and Fantine. Both methods miss Javert. We are particularly puzzled by the result of Kurlin’s selection method: above the second widest diagonal gap (the first obviously isolates Jean Valjean) we find only Enjolras.

5.4 Languages

The website TerraLing.com contains much information, consisting of 165 properties, about several languages. It was used in an interesting research [22] on persistent cycles in language families. Unfortunately the amount of information varies quite a lot from language to language. We analysed the mutual relations of 19 languages (18 of the European Union plus Turkish: Table 3) for which at least 50% of the 165 properties are checked. The graph is the complete one with 19 vertices. The filtering function defined on each edge is the opposite of the normalised quantity of common properties of the two languages that it connects.

Ranging and steady hubs coincide and are: Castilian, Catalan, Dutch, English, Portuguese, Swedish.

Languages				
Castilian	Catalan	Czech	Croatian	Danish
Dutch	English	Finnish	French	Galician
German	Greek	Hungarian	Italian	Polish
Portuguese	Romanian	Swedish	Turkish	

Table 3: The 19 considered languages.

Apart from the presence of English, which might also be biased by the great quantity of information available, we have no key for interpreting these results. For this and for the previous applications, we would very much like to set up a research with specific experts.

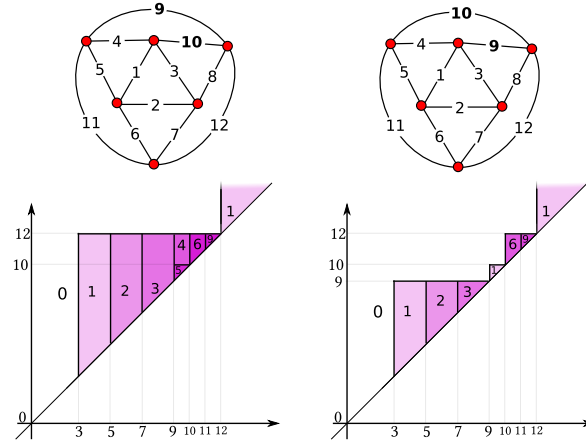


Fig. 6: σ^{Eu} is not balanced: filtering function f left, f' right.

6 Conclusions

We introduced gp-functions in a fairly general setting and studied their stability. We have then restricted our scope to the category of graphs, where we have defined steady and ranging sets according to features relative to the given graphs. Particular attention has been given to steady and ranging hubs in a graph. We also tried to apply this notion to the vertices of a network of airports, to the characters of *Les Misérables* and to a set of languages.

Acknowledgments

We are indebted to Diego Alberici, Emanuele Mingione, Pierluigi Contucci, Patrizio Frosini, Lorenzo Zuffi and above all Pietro Vertechi for many fruitful discussions. Article written within the activity of INDAM-GNSAGA.

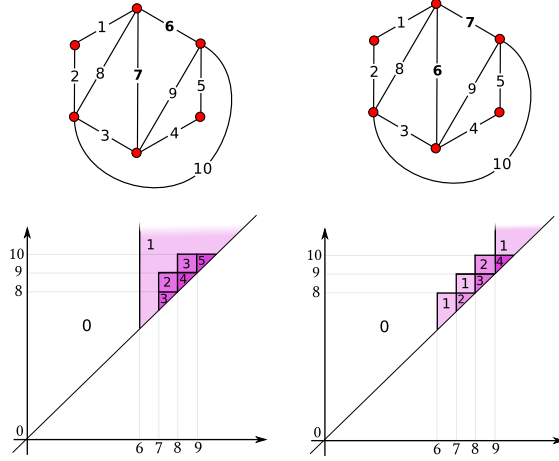


Fig. 7: ρ^{Eu} is not balanced: filtering function f left, f' right.

Appendix: Instability

In order to show that some of the proposed gp-functions are not balanced—so their persistence diagrams do not enjoy stability—we give examples which do not respect Def. 7.

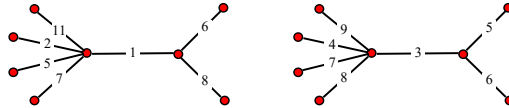


Fig. 8: σ^H is not balanced: filtering function f left, f' right.

The gp-function generator σ^{Eu} is not balanced, as the example of Fig. 6 shows: in fact, the maximum absolute value of the weight difference on the same edges is 1, and $\sigma_{(G,f)}^{Eu}(2.5 - 1, 10 + 1) = 1 > 0 = \sigma_{(G,f')}^{Eu}(2.5, 10)$.

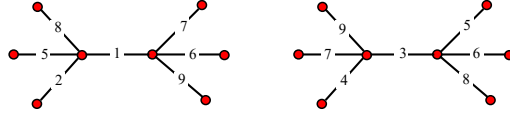


Fig. 9: ρ^H is not balanced: filtering function f left, f' right.

Also the gp-function generator ρ^{Eu} is not balanced, as the example of Fig. 7 shows: in fact, the maximum absolute value of the weight difference on the same edges is 1, and $\rho_{(G,f)}^{Eu}(7.5 - 1, 10 + 1) = 1 > 0 = \rho_{(G,f')}^{Eu}(7.5, 10)$.

σ^H is not a balanced gp-function generator, as the example of Fig. 8 shows: the maximum absolute value of the weight difference on the same edges is 2, but $\sigma_{(G,f)}^H(4 - 2, 9 + 2) = 1 > 0 = \sigma_{(G,f')}^H(4, 9)$.

There are counterexamples which are even simpler than this and the one of Fig. 9. These have the advantage to hold also if “ $>$ ” is substituted by “ \geq ” in the definition of hub (what we don’t think to be a good idea).

Also $\rho_{(G,f)}$ is not a balanced gp-function, as the example of Fig. 9 shows: the maximum absolute value of the weight difference on the same edges is 2, but $\rho_{(G,f)}^H(5 - 2, 6 + 2) = 1 > 0 = \rho_{(G,f')}^H(5, 6)$.

References

1. M. G. Bergomi, M. Ferri, P. Vertechi, and L. Zuffi. Beyond topological persistence: Starting from networks. *arXiv preprint arXiv:1901.08051*, 2020.
2. M. G. Bergomi, M. Ferri, and L. Zuffi. Topological graph persistence. *arXiv preprint arXiv:1707.09670*, 2020.
3. M. G. Bergomi and P. Vertechi. Rank-based persistence. *Theory and applications of categories*, 35(9):228–260, 2020.
4. A. S. Blevins and D. S. Bassett. Reorderability of node-filtered order complexes. *Physical Review E*, 101(5):052311, 2020.
5. P. Bubenik and J. A. Scott. Categorification of persistent homology. *Discrete & Computational Geometry*, 51(3):600–627, 2014.
6. F. Chazal, D. Cohen-Steiner, M. Glisse, L. J. Guibas, and S. Y. Oudot. Proximity of persistence modules and their diagrams. In *SCG ’09: Proceedings of the 25th annual symposium on Computational geometry*, pages 237–246, New York, NY, USA, 2009. ACM.
7. S. Chowdhury and F. Mémoli. Persistent path homology of directed networks. In *Proceedings of the Twenty-Ninth Annual ACM-SIAM Symposium on Discrete Algorithms*, pages 1152–1169. SIAM, 2018.
8. D. Cohen-Steiner, H. Edelsbrunner, and J. Harer. Stability of persistence diagrams. *Discr. Comput. Geom.*, 37(1):103–120, 2007.
9. M. d’Amico, P. Frosini, and C. Landi. Natural pseudo-distance and optimal matching between reduced size functions. *Acta Applicandae Mathematicae*, 109(2):527–554, 2010.
10. V. de Silva, E. Munch, and A. Stefanou. Theory of interleavings on $[0, \infty)$ -actegories. *arXiv preprint arXiv:1706.04095*, 2017.

11. H. Edelsbrunner and J. Harer. Persistent homology—a survey. In *Surveys on discrete and computational geometry*, volume 453 of *Contemp. Math.*, pages 257–282. Amer. Math. Soc., Providence, RI, 2008.
12. P. Frosini and C. Landi. Size functions and formal series. *Appl. Algebra Engrg. Comm. Comput.*, 12(4):327–349, 2001.
13. P. Frosini, C. Landi, and F. Mémoli. The persistent homotopy type distance. *Homology, Homotopy and Applications*, 21(2):231–259, 2019.
14. P. Frosini and M. Mulazzani. Size homotopy groups for computation of natural size distances. *Bull. of the Belg. Math. Soc.*, 6(3):455–464, 1999.
15. W. Kim and F. Memoli. Generalized persistence diagrams for persistence modules over posets. *arXiv preprint arXiv:1810.11517*, 2018.
16. V. Kurlin. A fast persistence-based segmentation of noisy 2d clouds with provable guarantees. *Pattern recognition letters*, 83:3–12, 2016.
17. M. Lesnick. The theory of the interleaving distance on multidimensional persistence modules. *Foundations of Computational Mathematics*, pages 1–38, 2015.
18. L.-D. Lord, P. Expert, H. M. Fernandes, G. Petri, T. J. Van Hartevelt, F. Vaccarino, G. Deco, F. Turkheimer, and M. L. Kringelbach. Insights into brain architectures from the homological scaffolds of functional connectivity networks. *Frontiers in Systems Neuroscience*, 10, 2016.
19. S. Y. Oudot. *Persistence theory: from quiver representations to data analysis*, volume 209. American Mathematical Society Providence, RI, 2015.
20. A. Patel. Generalized persistence diagrams. *Journal of Applied and Computational Topology*, 1(3-4):397–419, 2018.
21. G. Petri, P. Expert, F. Turkheimer, R. Carhart-Harris, D. Nutt, P. J. Hellyer, and F. Vaccarino. Homological scaffolds of brain functional networks. *Journal of The Royal Society Interface*, 11(101):20140873, 2014.
22. A. Port, I. Gheorghita, D. Guth, J. M. Clark, C. Liang, S. Dasu, and M. Marcolli. Persistent topology of syntax. *Mathematics in Computer Science*, 12(1):33–50, 2018.
23. M. W. Reimann, M. Nolte, M. Scolamiero, K. Turner, R. Perin, G. Chindemi, P. Dłotko, R. Levi, K. Hess, and H. Markram. Cliques of neurons bound into cavities provide a missing link between structure and function. *Frontiers in Computational Neuroscience*, 11:48, 2017.
24. B. Rieck, U. Fugacci, J. Lukasczyk, and H. Leitte. Clique community persistence: A topological visual analysis approach for complex networks. *IEEE Transactions on Visualization and Computer Graphics*, 24(1):822–831, 2018.
25. A. E. Sizemore, C. Giusti, A. Kahn, J. M. Vettel, R. F. Betzel, and D. S. Bassett. Cliques and cavities in the human connectome. *Journal of Computational Neuroscience*, 44(1):115–145, Feb 2018.
26. A. D. Vijay, M. Zhenyu, X. Kelin, and M. Yuguang. Weighted persistent homology for osmolyte molecular aggregation and hydrogen-bonding network analysis. *Scientific Reports (Nature Publisher Group)*, 10(1), 2020.