

NEXTDOOR: GPU-Based Graph Sampling for Graph Machine Learning

Abhinav Jangda

University of Massachusetts Amherst
United States

Arjun Guha

Northeastern University
United States

Sandeep Polisetty

University of Massachusetts Amherst
United States

Marco Serafini

University of Massachusetts Amherst
United States

Abstract

Representation learning is a fundamental task in machine learning. It consists of learning the features of data items automatically, typically using a deep neural network (DNN), instead of selecting hand-engineered features that typically have worse performance. Graph data requires specific algorithms for representation learning such as DeepWalk, node2vec, and GraphSAGE. These algorithms first *sample* the input graph and then *train* a DNN based on the samples. It is common to use GPUs for training, but graph sampling on GPUs is challenging. Sampling is an embarrassingly parallel task since each sample can be generated independently. However, the irregularity of graphs makes it hard to use GPU resources effectively. Existing graph processing, mining, and representation learning systems do not effectively parallelize sampling and this negatively impacts the end-to-end performance of representation learning.

In this paper, we present NEXTDOOR, the first system specifically designed to perform graph sampling on GPUs. NEXTDOOR introduces a high-level API based on a novel paradigm for parallel graph sampling called *transit-parallelism*. We implement several graph sampling applications, and show that NEXTDOOR runs them orders of magnitude faster than existing systems.

ACM Reference Format:

Abhinav Jangda, Sandeep Polisetty, Arjun Guha, and Marco Serafini. 2020. NEXTDOOR: GPU-Based Graph Sampling for Graph Machine Learning. In *Proceedings of ACM Conference (Conference'17)*. ACM, New York, NY, USA, 14 pages. <https://doi.org/10.1145/nnnnnnn.nnnnnnn>

1 Introduction

The goal of *representation learning* is to learn the features of data instead of hand-engineering features. Representation learning is one of the fundamental problems of machine learning, and the development of representation learning algorithms for different types of data has led to major advances in a wide range of applications. For image and speech data, for example, Convolutional Neural Networks represented a major paradigm shift for classification and recognition.

Graph data enables extracting information from the relationships between entities in a dataset. Representation learning on graph data involves mapping vertices (or subgraphs) to a d -dimensional vector known as an *embedding*. The embedding is then used as feature vector for other downstream graph machine learning tasks. Graph representation learning is a fundamental step in domains such as social network analysis, recommendations (recommending ads, posts, products, news, friends), knowledge bases (personal assistants, automated reasoning, Q&A, semantic web), finance (fraud detection, robustness of markets), biology (classifying toxic cells), epidemiology, and more.

Unfortunately, the irregularity of real-world graphs makes graph representation learning notoriously challenging. Algorithms for graph representation learning first *sample* the input graph and then *train* a deep neural network (DNN) based on the samples. The sampling mechanism is a key choice in a representation learning algorithm. Several algorithms, such as DeepWalk [23] and node2vec [7], use variants of random walks to sample the graph. GraphSAGE [9], a more recent Graph Convolutional Neural Network algorithm, samples the k -hop neighborhood of a vertex and uses attributes of these neighbors to infer the embedding of the respective vertex. Pinterest uses GraphSAGE to recommend posts and products [34],

Leveraging the massive parallelism offered by GPUs has been a key driver in the recent development of machine learning and particularly DNNs. There are several optimized systems for DNN training on GPUs, the same cannot be said for graph sampling. This is remarkable since graph sampling represents a significant cost. Table 1 shows the impact of graph sampling when running the reference implementation of GraphSAGE [8], which uses TensorFlow. Each GraphSAGE epoch first samples the 2-hop neighborhood of random vertices in the input graph and then trains a DNN based on the samples. In our experiments, we found that an epoch spends between 31% and 82% of its time sampling a Tesla V100 GPU. GraphSAGE requires a large number of epochs to train its parameters and test with different hyperparameters: the implementation in [8] runs 120 epochs by default.

Graph	Model	Sampling Time (secs)	Epoch Time (secs)	Sample Time Epoch Time
Reddit	Sup	4.23	8.29	0.51
Reddit	UnSup	14.05	45.34	0.31
PPI	Sup	1.48	1.79	0.82
PPI	UnSup	11.01	14.87	0.74

Table 1. Sampling (2-hop neighbors) and DNN training time per epoch using GraphSAGE for supervised and unsupervised models with a Tesla V100 GPU.

Since samples are drawn independently, graph sampling is an “embarrassingly parallel” problem that seems ideal for exploiting the parallelism of GPUs. However, for a GPU to provide peak performance, the algorithm must be carefully designed to ensure that its computation and memory access patterns are regular, which is challenging to do on irregular graphs. Growing a sample involves looking up the neighbors of different vertices that are completely unrelated, which can lead to random memory accesses and divergent control flow. However, existing systems either run on CPUs [33], do not provide the right abstractions [2, 11, 18, 30, 33], or do not efficiently utilize GPU resources for graph sampling [15, 32]. These systems, as well as GNN algorithms [9], consider samples (or subgraphs) as the fundamental unit of parallelism.

In this paper, we present NEXTDOOR, the first system designed to perform efficient graph sampling on GPUs. NEXTDOOR fills an important gap in representation learning for graphs since it complements existing work on running DNN training efficiently on GPUs. NEXTDOOR introduces and leverages a new computation model for graph sampling to make effective use of GPUs massive parallelism despite the irregularity of graphs.

NEXTDOOR introduces *transit-parallelism*, which is new approach for parallel graph sampling. In this approach, the fundamental unit of parallelism is a *transit vertex*, which is a vertex whose neighbors may be added to a sample set. For each transit vertex, we run several consecutive threads that visit the vertex for several inputs in parallel, which lowers warp divergence, makes coalesced global memory accesses possible, and allows threads to cache the transit vertex in low-latency shared memory. Thus the irregular computation on the graph is changed to a regular computation.

The transit-parallel paradigm results in *three levels of nested parallelism* that naturally maps to the execution hierarchy of GPUs: a transit vertex maps to a thread block, each of its samples maps to a warp, and each thread selects one neighbor of the transit vertex and adds it to the sample. NEXTDOOR balances load effectively across transit vertices, which can have a very skewed number of associated samples. It adaptively picks *different kernel types* for different transit vertices, which use different scheduling and caching strategies. NEXTDOOR is thus able to effectively load balance

and utilize the GPU memory hierarchy to cache frequently accessed data. Overall, transit-parallelism achieves high utilization of GPU resources.

NEXTDOOR has a high-level API that enables ML domain experts to write efficient graph sampling algorithms with few lines of code. The API abstracts away the low-level details of implementing sampling on GPUs. Specialized random walk APIs like KnightKing [33] are too restrictive to support recent GNN algorithms like GraphSAGE, which sample k -hop neighborhoods. The NEXTDOOR API is more general and supports these applications.

NEXTDOOR achieves significant performance improvement over the current state-of-the-art systems for graph sampling. When executing random walks NEXTDOOR increases sampling throughput by up to 696 \times over KnightKing [33]. When performing GraphSAGE’s k -hop neighborhood sampling, NEXTDOOR performs more than 1300 \times better than GraphSAGE’s sampler.

Contributions. The contributions of this paper are:

- A new transit-parallel paradigm to perform graph sampling on GPUs (Section 3).
- NEXTDOOR’s API, which provides a natural way to write graph sampling applications (Section 4).
- The NEXTDOOR system, which leverages transit-parallelism and adds techniques for load balancing and caching of a transit’s adjacency list (Section 5).
- Performance evaluation of NEXTDOOR against state-of-the-art systems: (i) KnightKing [33], which is system for writing random walk applications on CPU, (ii) GraphSAGE [9], which performs k -hop Neighborhood sampling on CPU and GPU, and two graph processing frameworks Gunrock [32] and Tigr [21]. NEXTDOOR provides orders of magnitude improvements over all these systems (Section 6).

2 Background and Motivation

2.1 Representation Learning on Graphs

Graph data is common in many application domains and several graph representation learning algorithm have been proposed in the last decade. Their goal is to map vertices (or subgraphs) to an embedding, which is a d -dimensional position in a Euclidean space (Figure 1) [23]. We focus on representation learning because of its centrality in graph machine learning and its reliance on graph sampling.

Representation learning algorithms Early algorithms like DeepWalk [23] and node2vec [7] output *shallow encodings*. Given an input graph with n vertices and a target d -dimensional Euclidean space, a shallow encoding is a $d \times n$ matrix where the i th column contains the embedding of vertex v_i . The high-level idea is borrowed from algorithms like word2vec, which learns the embedding of words from the sentences in which they are found [19]. In graphs, these algorithms

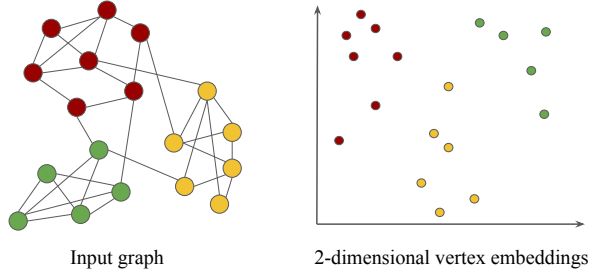


Figure 1. Representation learning on graphs. On the left, an input graph. On the right, each vertex is mapped to an embedding in a 2-dimensional Euclidean space. In this example the communities of vertices, which are marked with different colors, are linearly separable in embedding space.

use *random walks* to reproduce a linear structure that is analogous to a sentence.

Algorithms producing shallow encodings are inherently *transductive*: they take a static graph as input and output embeddings only for the vertices in that graph. More recent algorithms (e.g., GraphSAGE [9]) are *inductive*: they are designed to generalize to previously unseen vertices. This is useful with real-world graphs, which are often dynamic. Inductive algorithms learn a *deep encoding*, i.e., a function describing how to obtain a mapping, instead of the static map from known vertices to embeddings that a shallow encoding represents. These techniques are often labeled as Graph Neural Networks (GNNs). A deep encoding can be applied to find embeddings for new vertices whenever they are added to the graph. For example, social networks like Pinterest uses GNNs in production to recommend newly added posts to users [34].

The general idea of Graph Neural Networks is that each vertex aggregates information from the nodes in its *k-hop neighborhood* using a neural network. This information can include arbitrary vertex attributes. Hops correspond to neural network layers and different hops are arranged as a tree. Aggregation follows the tree from the *k-hop* vertices back to the root vertex v (see Figure 2). All layers at the same depth use the same parameters, similar to a convolution. Inference also uses the *k-hop* neighborhood of new vertices.

Therefore, sampling has a fundamental role in representation learning for graphs: it addresses the irregularity of graph data. Given a set of samples, the neural network training is a regular computation. Therefore, while it is well understood how to train on GPUs, sampling on GPUs is much more challenging.

Sampling algorithms A system for graph sampling should support a flexible range of sampling semantics. *Random walks* come in different variants. They can be static, where the probability of picking an edge at any vertex is known beforehand, or dynamic, where the probability of each outgoing

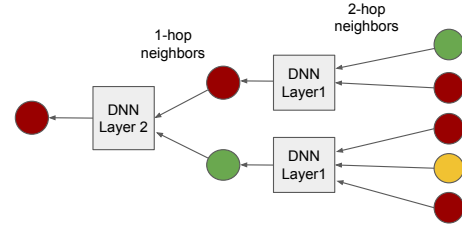


Figure 2. Example of Graph Neural Network. Information is aggregated from *k-hop* neighbors back to a root vertex along a tree. Hops are neural network layers performing an aggregation function.

edge of the current residing vertex depends on the vertices that have been previously visited in the walk. DeepWalk uses static walks whereas node2vec uses dynamic walks, which can be biased to remain closer to the starting vertex of the walk to better sample its neighborhood. An extensive taxonomy of different types of random walks can be found in [33]. More recent algorithms like GraphSAGE use *k-hop neighborhood sampling*. This sampling process is divided into *k* steps, where at a step i , S_i adjacent vertices of each neighbor sampled at step $i - 1$ are sampled.

2.2 Requirements for GPU Performance

This section presents an overview of the GPU execution model, and highlights characteristics of high-performance GPU code. These characteristics motivate the design of NEXTDOOR.

The fundamental unit of computation in a GPU is a *thread*. Threads are statically grouped into *thread blocks* and assigned a unique ID within the block. Each thread block runs on a *streaming multiprocessor* (SM), and a GPU has multiple SMs, which allows it to run several thread blocks concurrently. GPUs have a sophisticated memory hierarchy, and two kinds of memory are relevant to this paper: 1) each SM has its own private *shared memory*, which can only be accessed by all threads in a thread block, and 2) the GPU has *global memory* that is accessible by all SMs, and has much higher latency than shared memory.

During execution, an SM schedules a subset of threads from a thread block, known as a *warp*. A warp typically consists of 32 or 64 threads with contiguous IDs. Moreover, GPUs use a *Single Instruction Multiple Threads (SIMT)* execution model: all threads in a warp run the same instruction in lock-step, which prevents two threads from concurrently executing both sides of a branch. Instead, one thread must wait while the other thread completes its branch. This phenomenon is known as *warp divergence*, and leads to poor performance. Thus, there are several techniques that programs use to minimizing warp divergence. For example, programs that effectively *balances load across threads in a warp* are less likely to suffer from warp divergence. It is also important to *load balance across thread blocks*. Each SM has a pool of

resources (e.g., registers and shared memory) that a thread block may reserve. However, when a thread block is waiting (e.g., due to memory latency or warp divergence), its reserved resources are not available to other thread blocks..

A GPU program must explicitly work with shared or global memory, and *use shared memory when possible* to maximize performance. In particular, when a thread blocks on a memory access, it blocks all other threads in the same warp (due to the SIMT execution model). Therefore, the high latency of global memory access is particularly significant. Fortunately, the GPU can provide high-bandwidth access to global memory by *coalescing* several memory accesses from the same warp. This is only possible when *concurrent memory accesses from threads of the same warp access consecutive and cache-aligned memory segments*.

3 Paradigms for Graph Sampling on GPUs

This section presents two paradigms for parallel graph sampling. Existing systems for graph sampling and representation learning use *sample-parallelism*, which collects each sample in parallel. We discuss its shortcomings on GPUs and propose an alternative *transit-parallel* paradigm.

3.1 Graph Sampling and Transits

At a high level, graph sampling takes a graph as input and outputs a fixed number of *samples*, which are subsets of the vertices of the graph.¹ Initially each sample is provided with a single vertex, which can be different for all samples. Sampling iterates k times, incrementally adding new neighbors to samples. We use the term *transit vertex* to refer to a vertex whose neighbors may be added to a sample in an iteration. The transit vertex must be a member of its sample. The term *transit set* refers to a set of transit vertices for a sample. At each iteration, sampling iterates over the transit set of each sample, and calls a user-defined function (*next*) to generate new transits for the next iteration.

Each iteration i adds up to $N[i]$ vertices per transit vertex to a sample. The N is an array of parameters to the sampling algorithm. Thus by choosing a value for k , an array N , and a user-defined function *next*, we can implement a wide variety of sampling algorithms using this framework, as we will show.

3.2 Sample-Parallelism

Graph sampling is an “embarrassingly parallel” problem and the natural approach to parallelization is to process each sample in parallel, which we call the *sample-parallel paradigm*. Representation learning algorithms (e.g., GraphSage [9]), and random-walks (e.g., KnightKing [33]) use sample-parallelism. Moreover, the approach is analogous to subgraph-parallel

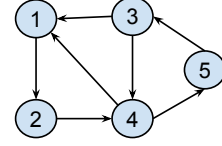


Figure 3. An Example Graph

Algorithm 1 Sample-Parallel Sampling

```

1:  $G(V, E)$ : the input graph;  $G.E[v]$ : neighbors of  $v \in V$ 
2:  $S$ : the samples,  $S \subseteq G$ 
3:  $k$ : the number of steps
4:  $N$ :  $N[i]$  is the number of neighbors to sample at step  $i$ 
5:  $next(s, t, G.E[t])$ : the user-defined function
6: function SAMPLEPARALLEL( $G, S, k, N, next$ )
7:    $T \leftarrow \langle s \mapsto \{v \mid s \in S, v \in s\} \rangle$   $\triangleright$  sample to transits
   map
8:   for  $i \in 0 \dots k$  do
9:     par for  $s \in S$  do  $\triangleright$  each  $s$  in a thread block
10:       $newTransits \leftarrow \emptyset$   $\triangleright$  local to block
11:      par for  $t \in T[s]$  do  $\triangleright$  each  $t$  in a thread
12:        for  $j \in 1 \dots N[i]$  do
13:           $u \leftarrow next(s, t, G.E[t])$ 
14:           $newTransits \leftarrow newTransits \cup \{u\}$ 
15:        end for
16:      end par for
17:       $T[s] \leftarrow newTransits$ 
18:       $s \leftarrow s \cup newTransits$ 
19:    end par for
20:  end for
21:  return  $S$ 
22: end function

```

expansion in graph mining systems, .e.g, Arabesque [30], AutoMine [18], and Pangolin [2].

The simplest way to adopt sample-parallelism on GPUs would be to assign a thread to each sample. However, this would limit the degree of parallelism to the number of samples. Algorithm 1 presents a finer-grained approach. At each iteration k , the algorithm makes $N[i]$ parallel calls to the user-defined function to generate new transits, for each sample-transit pair. Moreover, the algorithm visits samples and their transits in parallel as well. All threads that operate on the same sample need to write to the same sample set. Therefore, we assign each sample to a thread block, and each call to the user-defined function *next* on that sample to a thread within the block. Since all threads in a block add vertices to the same sample, the GPU can coalesce writes to *global memory* to build the returned set of samples. Figure 4 illustrates an example of sample-parallel computation.

Limitations Unfortunately, sample-parallelism makes poor use of GPU capabilities. 1) For each sample, the algorithm

¹A sample could also include edges but, for simplicity of explanation, we ignore this in the following.

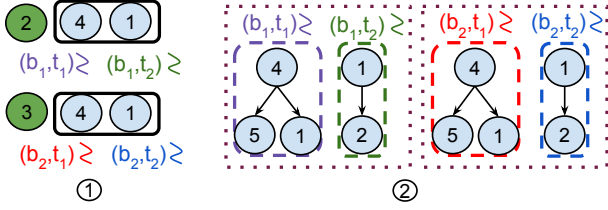


Figure 4. Sample-Parallel computation step. ① Samples 2 and 3 (in green, labeled by the ID of their initial vertex) are assigned to different thread blocks b_1, b_2 . Their transit vertices (in blue) are assigned to consecutive threads (b_i, t_j) , which are typically in the same warp. ② Each thread looks up the adjacent vertices of the assigned transit vertex. Finally, threads then add vertices in the adjacency list to their respective sample(not shown).

applies the user-defined predicate to the neighbors of several transit vertices in parallel. However, if two threads in a warp are assigned to process two distinct transit vertices with a different number of neighbors, the thread processing the smaller set of neighbors will stall until the other thread completes. Thus the algorithm suffers from warp divergence. 2) The algorithm also suffers from poor load balancing. The amount of work done by the user-defined function *next* is likely to depend on the number of neighbors of the transit vertex. 3) Any reasonably-sized graph must be stored in global memory, so accessing the adjacency list $G.E[t]$ incurs high latency. Unfortunately, each thread in a block accesses the neighbors of different transit vertices (Alg. 1, line 13). These accesses do not have spatial locality, so if the adjacency lists are read from global memory, the GPU cannot coalesce the reads. Moreover, the accesses do not have temporal locality, thus the adjacency lists cannot be effectively cached in shared memory either.

3.3 Transit-Parallelism

We present a new *transit-parallel* paradigm that addresses the limitations of the previous approach. The transit-parallel paradigm has a hierarchy of three levels of parallelism, and its outermost loop iterates over transits instead of samples (Algorithm 2). This simple change has far reaching implications in terms of thread divergence, load balancing, and memory accesses.

Advantages Transit-parallel execution makes it possible to ensure that contiguous threads perform same amount of work and access contiguous memory locations. Figure 5 shows a transit-parallel execution of the same example from the former section. First, we assign each thread block to a single transit vertex t , and all threads start by loading the neighbors of t . This produces a single coalesced read from global memory. Since all threads in the block work with the same set of neighbors, we copy it to shared memory to speed

Algorithm 2 Transit-Parallel Sampling

```

1:  $G(V, E)$ : the input graph;  $G.E[v]$ : neighbors of  $v \in V$ 
2:  $S$ : the samples,  $S \subseteq 2^G$ 
3:  $k$ : the number of steps
4:  $N$ :  $N[i]$  is the number of neighbors to sample at step  $i$ 
5:  $next(s, t, G.E[t])$ : the user-defined function
6: function TRANSITPARALLEL( $G, S, k, N, next$ )
7:    $T \leftarrow \{s \mapsto \{v \mid s \in S, v \in S\}\}$   $\triangleright$  sample to transits map
8:    $M \leftarrow invert(T)$   $\triangleright$  transit to samples map
9:   for  $i \in 0 \dots k$  do
10:     par for  $s \in KEYS(T)$  do
11:        $T[s] \leftarrow \emptyset$ 
12:     end par for
13:     par for  $t \in KEYS(M)$  do  $\triangleright$  each  $t$  in a block
14:       par for  $s \in M[t]$  do  $\triangleright$  each  $s$  in a (sub-)warp
15:          $newTransits \leftarrow \emptyset$ 
16:         par for  $j \in 1 \dots N[i]$  do  $\triangleright$  each in thread
17:            $u \leftarrow next(s, t, G.E[t])$ 
18:            $newTransits \leftarrow newTransits \cup \{u\}$ 
19:         end par for
20:          $s \leftarrow s \cup newTransits$ 
21:          $T[s] \leftarrow T[s] \cup newTransits$ 
22:       end par for
23:     end par for
24:    $M \leftarrow invert(T)$ 
25: end for
26: return  $S$ 
27: end function

```

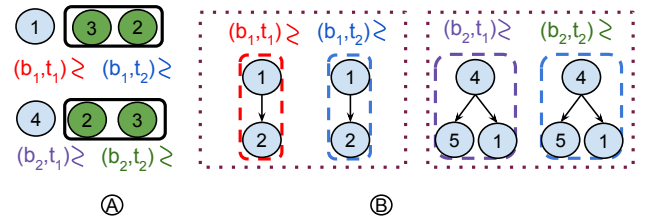


Figure 5. Transit-Parallel computation step. ① Transit vertices 1 and 4 (in blue) are assigned to different thread blocks b_1 and b_2 . Their samples (in green) are assigned to consecutive threads (b_i, t_j) , which are typically in the same warp and perform the same amount of work. ② Each thread of a thread block looks up the same adjacency list, which can be loaded with coalesced global memory accesses and stored in shared memory. Finally, threads add vertices in the adjacency lists to their respective sample (not shown).

up repeated accesses. In the innermost loop, each thread applies the user-defined function with exactly the same set

```

1 Vertex next(Sample s, Vertex trn,
2             Vector<Edge> trnEdges, int step);
3 int steps();
4 int sampleSize(int step);
5 int previousSteps(int prevSteps);

```

Figure 6. User defined functions required to implement a graph sampling application in NEXTDOOR

of edges across all parallel iterations. This eliminates warp divergence and addresses load balancing.²

Three-level parallelism Transit-parallelism has a three-level approach to parallelism that maps naturally to the GPU execution model: 1) it assigns transit vertices to thread blocks, 2) within a block, it assigns each sample to a set of contiguous threads, and 3) it ensures that the threads within a warp operate on the same sample. Since threads for the sample perform the same work and access the same set of neighbors of the transit vertex, this eliminates warp divergence and load imbalance. This approach also makes it possible to coalesce writes to sample sets, since threads in the same warp process the same sample.

Dealing with skew Some transit vertices can have a very large number of samples while others can have very few. To deal with this skew, NEXTDOOR uses *three different classes of GPU kernels*, each having different data-dependent strategies to balance load and cache data (Section 5.2). By allocating different amount of resources, such as, threads and shared memory, to every transit based on the number of samples, NEXTDOOR effectively balances the load across thread blocks.

4 Graph Sampling using NEXTDOOR

NEXTDOOR makes it possible to perform high-performance, GPU-based graph sampling with just a few lines of code. It has a high-level API that makes it accessible by users who may not be experts in GPU programming (e.g, ML experts). This section describes the NEXTDOOR API and uses it to build two graph sampling applications, which appear in common graph representation learning algorithms.

4.1 The NEXTDOOR API

The inputs to NEXTDOOR are a graph, an initial set of samples, and several user-defined functions (Figure 6) which we present below. The output is an expanded set of samples. If desired, NEXTDOOR can pick the initial set of samples automatically (e.g., select one random vertex per sample).

The user must define a sampling function to use at each step of computation (*next*). This function receives four arguments: 1) the input vertex in the sample set (*s*), 2) the transit vertex (*trn*), 3) the outgoing edges from the transit vertex

(*trnEdges*), and 4) the current step (*step*). The result of *next* must be neighbor of the transit vertex to add to the transit set (or a special constant that indicates not to add a neighbor). The *Sample* parameter (*s*) identifies the original input vertex, and stores a finite suffix of the transit vertices that led to the current transit. The function *s.previousVertex(i, pos)* returns the vertex added at position *pos* of the step $k - i$, where k is the current step where *next* is invoked. Similarly, the function *s.previousEdges(i, pos)* returns the neighbors of that vertex. The length of this suffix is the value returned by the *previousSteps* function. This information is necessary for certain kinds of sampling procedures.

The *steps* function defines the number of computational steps in the application. The value returned by the *sampleSize* function determines how many times the *next* function is invoked on a transit vertex at each step.

The *Vertex* class includes methods provided by NEXTDOOR to compute standard statistics, such as the degree of a vertex, the maximum weight of all outgoing edges (*maxEdgeWeight*), or the prefix sum of the weights of all edges. Users can extend the class to include vertex-specific data, for example application-specific vertex attributes that should be added to the samples.

Output format NEXTDOOR supports a flexible output format. 1) It can return an array of k sample sets (one for each step of iteration). The array contains pointers to an array of vertices sampled in that step. Scanning a sample requires only a random access per step. This is ideal for applications like GraphSAGE, which perform very few steps and sample a large number of vertices per step. 2) It can also return an array of sample sets with vertices inline, which eliminates random accesses. This is helpful for random walks, which have several steps and only one new sample per step.

4.2 Use Cases

We now present the implementation of two graph sampling algorithms using NEXTDOOR. These algorithms are the foundation for two common representation learning algorithms: *node2vec*, which produces shallow encodings, and GraphSAGE, which produces deep encodings.

node2vec. The *node2vec* algorithm relies on second-order random walks that can be tuned to be biased towards staying closer to the starting vertex of the walk. Given a transit vertex v , let t be the last vertex visited by the current walk before visiting v . The probability of crossing an edge from v to another vertex u changes if $u = t$, $u \neq t$ and is a neighbor of t , or $u \neq t$ and is not a neighbor of t . It is determined based on two constant hyperparameter p and q . The next vertex for a walk in *node2vec* can be used by running rejection sampling, which takes the aforementioned parameters as input [33].

Figure 7a presents a second-order random walk using NEXTDOOR. The arguments of *next* provide all information

²A badly-written user-defined function may have these issues, but NEXTDOOR avoids them in the core algorithm.

```

1 Vertex next(s, trn, trnEdges, step) {
2   Vertex t = s.previousVertex(1,0);
3   Vector<Edge> tEdges = s.previousEdges(1,0);
4   float p = 2.0;
5   float q = 0.5;
6   float maxW = trn.maxEdgeWeight();
7   return rejection-smpl (trn, trnEdges, maxW,
8                         t, tEdges, p, q);
9 }
10 int steps() {return 10;}
11 int sampleSize(step) {return 1;}
12 int previousSteps() {return 1;}

```

(a) node2vec random walk of length 10 in NEXTDOOR

```

1 Vertex next(s, trn, trnEdges, s, step) {
2   int idx = randInt(0, trnEdges.size() - 1);
3   return trnEdges[idx];
4 }
5 int steps() {return 2;}
6 int sampleSize(step) {
7   return (step == 0) ? 25 : 10;}
8 int previousSteps() {return 0;}

```

(b) GraphSAGE's 2-hop neighbors in NEXTDOOR, where in first step 25 outgoing edges of each transit vertex are sampled and in second step 10 outgoing edges of each transit vertex are sampled.

Figure 7. Use Cases of NEXTDOOR

that is needed to run rejection sampling. Since a second-order random walk requires access to the current and last vertex, previousSteps stores 1. Since at each computation step for each transit vertex we sample only one neighbor for a root vertex, sampleSize returns 1. This example builds random walks of length 10, thus steps returns ten. Finally, the parameter values (p and q) can be returned by a user-defined function or provided as a constant. We elide the implementation of rejection sampling (rejection-smpl), which is about ten lines of code. The details of the function are discussed in [33].

Other types of random walks node2vec require the most complex type of random walks in the taxonomy defined in [33]. We implemented also other types of random walks using the NEXTDOOR API. DeepWalk performs fixed-size biased static random walks, where the probability to sample a neighbor is directly proportional to the weight of the edge [23]. Personalized Page Rank [10] is an extension of the well-known PageRank algorithm [22] that assigns different scores to each (source-destination) pair of vertices. It uses random walks that are similar to DeepWalk except that they can be terminated at any step with some probability. All random walk applications in our evaluation systems are implemented using the rejection sampling approach of [33].

k -hop neighbors: GraphSAGE. GraphSAGE [9] samples the k -hop neighbors of each vertex in the original sample set with equal probability. The algorithm picks S_1 1-hop neighbors and S_2 2-hop neighbors for each 1-hop neighbor. Figure 7b is an implementation in NEXTDOOR. The next function samples and returns one of the adjacent vertices of the transit vertex trn. The algorithm uses 2-hop samples by default so steps returns 2. A common setting of the number of neighbors is $S_1 = 25$ and $S_2 = 10$, as reflected in sampleSize.

5 The NEXTDOOR System

NEXTDOOR makes it possible to build graph sampling applications using the API presented in the previous section. It implements the transit-parallel paradigm and runs primarily on a GPU, with a modicum of CPU-base coordination. We implemented NEXTDOOR from scratch in C++ 11 using NVIDIA's CUDA 10.2. The resulting implementation is almost 6k LOC.

There are two notable aspects in NEXTDOOR, both related to scheduling: a three-level parallelism approach to obtain coalesced writes and the use of three different classes of kernels to deal with skew. We discuss these in the following.

5.1 Leveraging Warp-Level Parallelism

It takes time for a GPU thread to load and store data from GPU memory. However, a GPU can *coalesce* several memory accesses together, if 1) the operations access consecutive locations in memory, and 2) they are issued by threads in the sample *warp*. The transit-parallel paradigm lends itself to a GPU implementation that supports coalescing *reads* to global memory operations, by having consecutive threads read the same adjacency list (of their transit vertex).

Achieving coalesced *writes* of newly added vertices to samples requires extra care. A two-level transit-parallel approach maps different transit vertices to thread blocks and different samples to threads. This does not result in coalesced writes since threads in the same warp add vertices to different unrelated samples. For this reason, NEXTDOOR uses three levels of parallelism: transits to thread blocks, samples to warps, and a single execution of the user-defined next function to a thread. Now each thread writes one vertex to its sample and all threads in the warp issue one coalesced write to the same sample.

Sub-warps In an ideal scenario, there is a 1:1 relationship between warps and samples. This would ensure that each thread in the warp writes to the same sample using a single coalesced transaction to the global memory. However, the number of threads in a warp is fixed, and this number might be different from the required number of next executions, and thus of threads, per sample. Therefore, in NEXTDOOR different samples can share the same warp. This still yields some advantages. Suppose that a GPU supports warps of 32

threads and that we share a warp among 4 samples, each having 8 threads. Writes to the samples only generate 4 memory transactions rather than the 32 memory transactions that we would obtain by assigning each thread to a different sample. Moreover, this will not lead to any warp divergence because all threads in a warp are still sampling vertices of same transit vertex.

We call a *sub-warp* a set of threads with contiguous IDs that are part of the same warp and are assigned to a sample. NEXTDOOR uses sub-warps as a fundamental unit of resource scheduling. The size of all sub-warps is same and determined based on the value of the `sampleSize` function for the current step. NEXTDOOR has threads of the same sub-warp share the information of their registers using the CUDA *warp shuffle* operation, and coordinate with each other using the CUDA *syncwarp* operation.

5.2 Load Balancing

In the transit-parallel paradigm, each transit vertex is associated with a set of samples that varies from step to step, depending on the structure of the graph and on the sampling algorithm. With three-levels of parallelism, a transit vertex requires as many threads in a step as the total number of neighbors that will be added to its samples. Thus we will obtain sub-optimal performance if we always assign a single thread block to each transit vertex. At the limit, the number of threads required by a transit vertex may exceed the maximum number of threads permitted in a block. On the other hand, if a transit vertex only requires a very small number of threads, dedicating an entire thread block to that transit will waste GPU resources. To address this problem, NEXTDOOR executes the sampling algorithm using three different GPU kernels:

1. The *sub-warp* kernel may process several transit vertices in a single warp. However, it is only applicable for the transit vertices that require fewer threads than the warp size (32).
2. The *thread block* kernel dedicates a thread block to a single transit vertex. We use this kernel for all transit vertices require more threads than a warp, but fewer than the maximum thread block size (1,024).
3. The *grid* kernel processes a single transit vertex in several thread blocks. We use this kernel when a transit vertex requires more than 1,024 threads.

Scheduling After picking a kernel type for a transit vertex, we have to assign each sample of the transit vertex to a sub-warp in the kernel. NEXTDOOR solves this scheduling problem in two ways. 1) The *grid* kernel uses a static scheduler, whereby each thread can determine its sample based on its index in the thread block. 2) The *thread block* and *sub-warp* kernels require dynamic scheduling, since multiple transit vertices with a different number of samples share the same thread block.

Dynamic scheduling proceeds as follows. Before each step, a separate GPU kernel builds a *scheduling index* that maps each transit vertex with all of its samples. This involves inverting the sample-to-transit mapping produced as the output of the previous step (see Algorithm 2, ln 24). When the kernel starts its execution, the first thread of the thread block assigns each sub-warp to a sample of a transit vertex.

Caching NEXTDOOR uses different caching strategies for different kernels to minimize memory access costs. When sampling neighbors of transit vertices in *grid* kernels and *thread block* kernels, thread blocks of these kernels stores the neighbors of associated transit vertices in the shared memory. However, when the number of neighbors are more than the available shared memory, NEXTDOOR transparently loads neighbors from global memory. For transit vertices assigned to *sub-warp*, NEXTDOOR eschews both global and shared memory performs per warp caching of the neighbors, i.e., store neighbors in thread local registers of warp. In this case, NEXTDOOR transparently manages accesses to the neighbor list using *warp shuffle* instructions that allows neighboring threads to read neighbors from each others' registers. In summary, NEXTDOOR uses the fastest caching mechanisms available for each kernel.

6 Evaluation

6.1 Evaluation setup

Benchmarks We use graph sampling applications mentioned in Section 4 as benchmarks for our evaluation. To simplify the evaluation, initially there is only one sample for each vertex in the graph. We set the parameters for applications in the following way. For all random walks other than *PPR*, we set the random walk length to 10 and for *PPR* the termination probability is set to 1/10, which translates to a random walk of mean length 10. For *node2vec* we set the inout parameter, p to 2.0 and the return parameter q to 0.5. We use the best performing hyperparameters of GraphSAGE [9] for *k-hop Neighborhood Sampling*, i.e., $K = 2$, $S_1 = 25$, $S_2 = 10$.

Datasets Table 2 lists the details of real world graphs used in our evaluation obtained from Stanford Network Analysis Project [13]. For biased random walk applications we generate a weighted version of these graphs by assigning weights to each edge randomly from [1, 2).

Experimental setup We execute all our benchmarks on a system containing two 16-core Intel Xeon(R) Silver 4216 CPU, 128 GB RAM, and an NVIDIA Tesla V100 GPU with 16GB memory running Ubuntu 18.04. We report the average of 10 executions. We report the execution time spent on the GPU, which includes the time spent in executing the application and the scheduling index creation time. Since transferring graphs to the GPU that fits inside the GPU memory takes only a few milliseconds, we do not consider these times in the total execution time unless specified otherwise.

Name	Abrv	# of Nodes	# of Edges
Protein-Protein Interactions	PPI	50K	1.4M
com-Orkut	Orkut	3M	117M
cit-Patents	Patents	3.77M	16.5M
soc-LiveJournal1	LiveJ	4.8M	68.99M
com-Friendster	Friends	65.6M	1.8B

Table 2. Graph used in our evaluation

6.2 Execution Time Breakdown

The execution time of an application in NEXTDOOR consists of the time spent in sampling and the time spent in creating the *scheduling index*. NEXTDOOR builds scheduling index by sorting the samples based on the neighbors in each sample as keys. Figure 9 shows the time spent in both phases as a fraction of the total execution time. The amount of time spent in building scheduling index ranges from 10.1% of the total execution time in *k-hop* when sampling PPI graph to 40.4% of the total execution time in DeepWalk for sampling Orkut graph. The fraction of time spent in building scheduling index is less in node2vec and *k-hop* than in other applications because node2vec and *k-hop* have longer computation time than the other two applications. NEXTDOOR uses parallel radix sort in NVIDIA CUB³ to create this index. With more efficient parallel radix sort [29] implementations available for GPUs, in future we expect this time to decrease significantly.

6.3 Graph Sampling Performance

We compare NEXTDOOR with the following systems.

SP NEXTDOOR is the first system for graph sampling on GPUs. Since we cannot compare it with other systems, we implemented an optimized sample-parallel graph sampling system along the lines of Algorithm 1, which we refer to as *SP*. We implemented all the optimization that could be adapted to a sample-parallel system, such as the two levels of parallelism discussed in Section 3.2. The purpose of this comparison is to compare the sample-parallel and transit-parallel approaches.

KnightKing KnightKing [33] is a state of the art system for doing random walks using CPUs. It uses rejection sampling as a technique to select new vertices of a random walk and batching techniques to speed up sampling in a distributed system. The KnightKing’s API is too restrictive to express *k-hop* neighborhood sampling, so we use the system as a baseline solely for our evaluation on random walks.

GraphSAGE NEXTDOOR is also the first graph sampling system that supports *k-hop* neighborhood sampling. Therefore, we compare it against a dedicated implementation used in a representation learning algorithm, GraphSAGE [8]. We

³<http://nvlabs.github.io/cub/>

extracted the part of the algorithm that performs sampling and executed it in isolation. Since GraphSAGE runs on TensorFlow, we use the same implementation to obtain two baselines: (i) *SAGE_{GPU}* that runs on GPU, and (ii) *SAGE_{CPU}* that runs on multi-core CPUs.

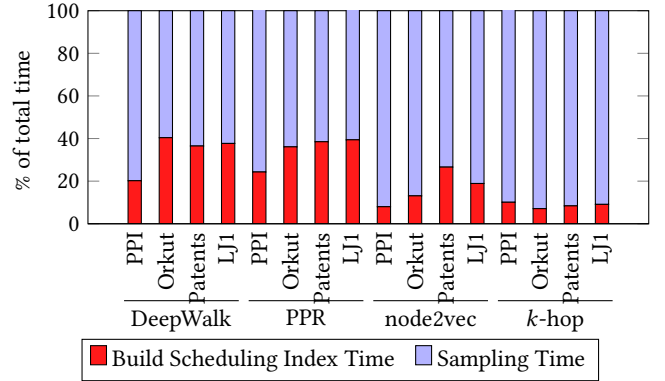


Figure 9. Percentage of time spent in Sampling the graph and building Scheduling Index to the total time in NEXTDOOR

Performance Results NEXTDOOR provides an order of magnitude speedup over KnightKing for all random walk applications, with speedups ranging from 26.2× to 696×. These large speedups are possible due to the massive parallelism and memory access latency hiding capabilities provided by the GPU. Furthermore, SP is significantly faster than KnightKing.

NEXTDOOR provides significant speedups over SP on all graph sampling applications, with speedups ranging from 1.09× to 24.5×. NEXTDOOR achieves geomean speedup of 2.90× in DeepWalk, 2.49× in PPR, and 1.26× in node2vec. The speedup depends significantly on the application. For example, NEXTDOOR obtains more speedup in DeepWalk and PPR than in node2vec because in node2vec at each step, for an edge from current transit vertex *v* to a vertex *u*, the algorithm might do a search over the edges of *t* to check if *u* is a neighbor of the last visited vertex *t*, leading to random memory accesses and warp divergence. Nevertheless, NEXTDOOR still obtains speedup due to its transit-parallel paradigm. NEXTDOOR achieves a geomean speedup of 4.33× over SP in *k-hop* neighborhood because NEXTDOOR uses three levels of parallelism while SP can use only two levels of parallelism. SP takes significantly more time in LiveJ graph than other graphs because one of the transit vertex has significantly higher number of associated samples than other vertices, hence, serial processing becomes the bottleneck.

6.3.1 NEXTDOOR’s Effectiveness over SP. In order to explain NEXTDOOR’s effectiveness over SP, we obtained values of three important performance metrics using nvprof.

Application	Graphs	Throughput (Samples per Second)			Speedup of NEXTDOOR over	
		KnightKing	SP	NEXTDOOR	KnightKing	SP
DeepWalk	PPI	1.20×10^6	21.1×10^6	517×10^6	436×	24.5×
	Orkut	15.7×10^6	232×10^6	409×10^6	26.1×	1.76×
	Patents	23.6×10^6	329×10^6	686×10^6	29.1×	2.10×
	LiveJ	13.2×10^6	227×10^6	515×10^6	38.9×	2.27×
PPR	PPI	1.27×10^6	17.8×10^6	247×10^6	195×	13.9×
	Orkut	18.3×10^6	270×10^6	480×10^6	26.2×	1.78×
	Patents	22.2×10^6	363×10^6	599×10^6	27.0×	1.65×
	LiveJ	15.1×10^6	198×10^6	470×10^6	31.1×	2.38×
node2vec	PPI	3.14×10^6	126×10^6	219×10^6	696×	1.73×
	Orkut	4.50×10^6	123×10^6	133×10^6	29.7×	1.09×
	Patents	10.8×10^6	419×10^6	503×10^6	46.7×	1.21×
	LiveJ	2.20×10^6	189×10^6	265×10^6	123×	1.40×

(a) Random Walk Sampling applications

Application	Graphs	Throughput (Samples per Second)				Speedup of NEXTDOOR over		
		SAGE _{CPU}	SAGE _{GPU}	SP	NEXTDOOR	SAGE _{CPU}	SAGE _{GPU}	SP
k -hop	PPI	512×10^3	510×10^3	16.7×10^6	100×10^6	2000×	2000×	6.00×
	Orkut	801×10^3	702×10^3	273×10^6	845×10^6	10562×	12071×	3.55×
	Patents	612×10^3	459×10^3	42.0×10^6	94.2×10^6	1570×	1345×	2.25×
	LiveJ	876×10^3	711×10^3	0.37×10^6	118×10^6	1475×	1685×	32.0×

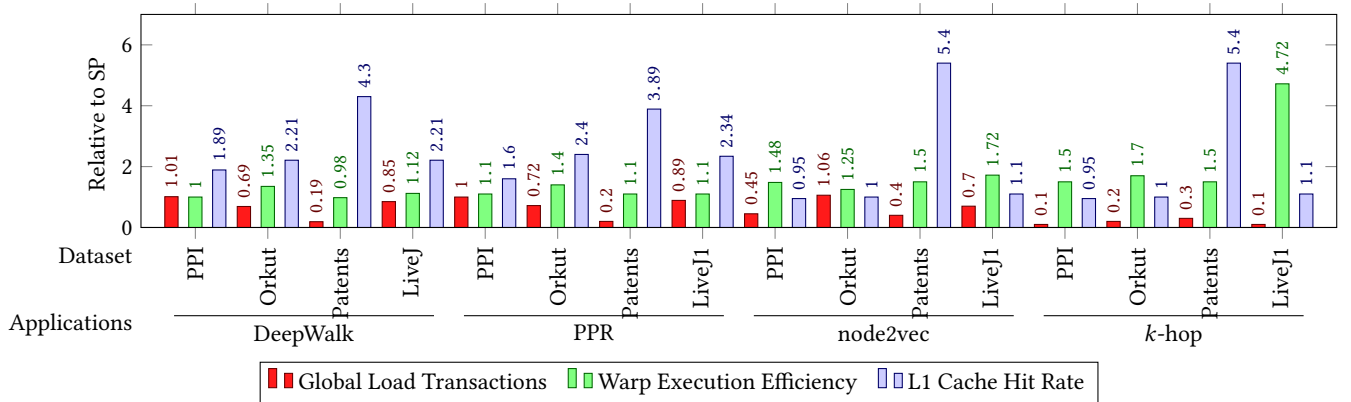
(b) k -hop Neighborhood Sampling**Table 3.** Performance of KnightKing, SAGE_{CPU}, SAGE_{GPU}, SP, and NEXTDOOR on graph sampling applications and real world graphs**Figure 8.** Value of different performance metrics for all random walk applications application and datasets in NEXTDOOR relative to SP.

Figure 8 shows the value of these metrics for NEXTDOOR relative to SP. Below we discuss all metrics:

Global Memory Load Transactions represents the total number of global memory load transactions done by all warps in the entire execution. NEXTDOOR performs a fraction of transactions than SP because caching the adjacency

list of a transit vertex in shared memory and thread local registers decreases the total number of global memory loads.

Warp Execution Efficiency represents the fraction of execution when all threads in a warp were in the same control flow. Hence, more branch divergence implies lower warp execution efficiency. Since NEXTDOOR decreases the amount

Dataset	Global Store TXs per Request
PPI	3.8
Orkut	3.8
Patents	3.6
LiveJ	2.9

Table 4. Global Store Transactions per Request of k -hop in NEXTDOOR

of irregularity in control flow, this metric is higher than in SP.

L1 Cache Hit Rate is the fraction of L1 cache hits over total L1 cache accesses. Since L1 Cache accesses in Tesla V100 are ten times faster than global memory accesses, better L1 Cache hit rate can dramatically improve performance. NEXTDOOR has significantly higher L1 Cache Read Hit Rate than SP because accessing same adjacency list by consecutive threads provides better locality.

	PPI	Orkut	Patents	LiveJ
DeepWalk	67.8%	98.37%	90.1%	99.17%
PPR	69.8%	98.00%	99.00 %	98.17 %
node2vec	70.1%	99.36%	99.00 %	97.64%
k -hop	100%	100%	100%	100%

Table 5. Multiprocessor Activity for all applications and graphs in NEXTDOOR

6.3.2 NEXTDOOR’s Efficiency. We present absolute values of two performance metrics obtained using nvprof: (i) *Global Memory Store Transactions per request* to show the effectiveness of NEXTDOOR’s Sub-Warp based execution to do efficient global stores, and (ii) *Multiprocessor Efficiency* to show the effectiveness of NEXTDOOR’s load balancing in fully utilizing GPU’s execution resources.

Global Memory Store Transactions per request is the average number of global store transactions performed per request by a warp in the entire execution. Ideally fully coalesced store request with in a warp leads to four transactions because the size of each global store transaction is 32 bytes. We present the absolute values for k -hop neighborhood in Table 4. Due to the Sub-Warp based assignment, each warp in NEXTDOOR performs less than four number of transactions per request. This value is less than four because the sub-warp size is the minimum power of 2 less than the sample size (returned by `sampleSize` function), which leads to some threads in a sub-warp being idle and not performing any

global memory stores. Hence, NEXTDOOR is able to perform efficient global memory stores.

Multiprocessor Activity is the average usage of all SMs over the entire execution of the application. We present the absolute value of Multiprocessor Activity in Table 5. For PPI, Multiprocessor Activity is low because PPI is a small graph and not enough threads are generated to fully utilize all SMs. For all graphs NEXTDOOR fully utilizes all SMs. Hence, NEXTDOOR’s load balancing strategy balances load across all SMs.

6.4 Alternative GPU-Based Abstractions

We also compare the performance of NEXTDOOR against state-of-the-art graph processing frameworks to show that the abstractions provided by these frameworks gives suboptimal performance on graph sampling applications.

Message-passing Abstraction: Tigr Many graph computation frameworks, starting from Pregel [17], use a message-passing abstraction. Vertices are associated with a local state, which includes their adjacency list, and send messages to their neighbors. Upon receiving messages, vertices update their state and decide whether to send new messages. Tigr [21] is a state-of-the-art graph processing framework that provides a message-passing vertex-centric abstraction. It splits high-degree vertices to balance load.

A message-passing graph sampling program can add new vertices to a sample by sending the sample to its transit vertices. These vertices access their adjacency lists and select the neighbors that must be added to the sample. Next, each transit vertex can send the sample to the newly added neighbors, which are the new transits for the next step. Each vertex, and thus each transit vertex, is associated with a thread, which processes all its samples sequentially.

Frontier-centric Abstraction: Gunrock Gunrock [32] provides a frontier-centric abstraction. The frontier abstraction is designed for traditional graph computation algorithms like PageRank. The central operator in this abstraction is called ADVANCE: it generates a new frontier and assigns a thread to each neighbor of each vertex in the frontier. Each thread then runs a user-defined function on its vertex.

A frontier-centric sampler can treat transit vertices as the frontier. By invoking the ADVANCE operator, a transit vertex can run a function on its neighbors that decides whether the neighbor should be added to a sample. In that case, the neighbor becomes a transit vertex for the sample and member of the new frontier. Each thread for a neighbor must make this decision for all the associated samples, which are processed sequentially.

Results Both these implementations lack the three degrees of parallelism that characterize NEXTDOOR. Their threads need to process samples sequentially, which results in load imbalance. Both systems employ techniques to balance the

load but they assume that the amount of work done by a vertex is proportional to the number of its neighbors. This is a reasonable assumption in traditional graph processing tasks like PageRank. However, in sampling the amount of work per transit vertex is proportional to the number of its samples. The mapping between transits and samples is maintained by the application and is opaque to the system, which cannot balance load effectively.

Table 6 reports the results of this implementation. As expected, the mismatch between graph sampling and graph processing abstraction results in large overheads of Tigr and Gunrock compared to NEXTDOOR.

Application	Graphs	Speedup of NEXTDOOR over	
		Gunrock	Tigr
DeepWalk	PPI	410×	456×
	Orkut	234×	102×
	Patents	134×	124×
	LiveJ	178×	168×
PPR	PPI	390×	412×
	Orkut	242×	120×
	Patents	124×	178×
	LiveJ	156×	145×
node2vec	PPI	189×	123×
	Orkut	78.0×	91.0×
	Patents	56.0×	30.0×
	LiveJ	64.0×	49.0×
k -hop	PPI	4.54×	6.00×
	Orkut	5.71×	3.55×
	Patents	5.43×	2.25×
	LiveJ	4.52×	32.0×

Table 6. Speedup of NEXTDOOR over Tigr and Gunrock on graph sampling applications and real world graphs

6.5 Sampling Large Graphs

In this section, we evaluate a naive approach for sampling large graphs using NEXTDOOR.

NEXTDOOR can sample graphs that do not fit in a GPU memory by creating disjoint sub-graphs, such that each of these sub-graphs and sample set of its vertices can be allocated in the GPU memory. After creating these sub-graphs at each computation step, NEXTDOOR performs sampling for each sample by transferring all sub-graphs containing the transit vertices of these samples to the GPU. In this experiment, we consider the time taken to transfer graph from RAM to the GPU memory.

We evaluate this approach by executing the random walk and k -hop neighborhood on FriendS graph, the only graph that does not fit in the GPU memory. For k -hop neighborhood, NEXTDOOR is the only system among the ones we have considered that can sample a graph of that size. NEXTDOOR

gives a throughput of 3.3×10^6 samples per second and the total time is computation bound and not memory transfer bound.

For random walks, KnightKing is the only baseline that can perform the sampling because it is CPU based. NEXTDOOR performs worse than KnightKing for random walks where the computation load is low: it provides about 1/3 of the throughput with DeepWalk and PPR. This is expected since the memory transfer time between GPU and CPU is larger than the computation time. However, in random walks where the computation time is larger, NEXTDOOR is more efficient: in the case of node2vec NEXTDOOR gives 1.50× speedup over KnightKing.

In summary, NEXTDOOR is able to sample graphs that do not fit in GPU memory, and can outperform state-of-the-art systems when the graph sampling application performs significant amount of computation. We plan to improve the support for large graphs in NEXTDOOR as future work.

7 Related Work

We now discuss related work beyond KnightKing, Gunrock, and Tigr, which we described in Section 6.

Message-passing graph processing There are several graph processing systems that provide a message-passing abstraction that run on CPUs [6, 16, 17, 20, 28, 36] and GPUs [4, 12, 21, 25, 35]. Our evaluation shows that NEXTDOOR outperforms Tigr [21] on graph sampling tasks (Section 6). Medusa [35] was the first GPU-based graph processing framework to provide a message passing abstraction. CuSha [12] and MapGraph [4] provide a Gather And Scatter (GAS) abstraction. CuSha uses a parallel sliding-window graph representation (“G-Shards”) to avoid irregular memory accesses. Subway [25] splits the large graphs that do not fit in GPU memory into sub-graphs and optimizes memory transfers between CPU and GPU. Shi et al [27] present an extensive review of systems for graph processing on GPUs.

Frontier-centric graph processing Gunrock [32] provides a “frontier” abstraction for graph computation, and we compare NEXTDOOR to Gunrock in Section 6. SIMD-X [15] provides an extended frontier abstraction, but these extensions are irrelevant for graph sampling.

Graph Algorithms on GPUs There are several specialized implementations of graph algorithms for GPUs. e.g., breadth-first traversals [5, 14] and traversals on compressed graphs [26].

Graph mining Graph mining systems follow a subgraph-parallel paradigm that is analogous to sample-parallelism [1–3, 11, 18, 24, 30, 31]. However, the sample-parallel sampling algorithm of Section 3 leverages assumptions that are specific to sampling and do not generalize to graph mining problems. 1) In graph sampling the number of samples is fixed, whereas graph mining problem may involve exploring an exponential

number of subgraphs. 2) sampling adds a constant number of new vertices to each sample at each step. This makes it possible to associate new vertices to threads at scheduling time, *before* visiting the graph. 3) Sampling has a notion of *transit* vertices. NEXTDOOR leverages these features to schedule GPU kernels.

8 Conclusion

This paper shows that efficient graph sampling on GPUs is far from trivial. Even though graph sampling is an “embarrassingly” parallel problem, the current state-of-the-art sampling and graph processing systems do not provide right abstractions to support a wide variety of graph sampling algorithms on GPUs. This paper presents *transit-parallel* sampling, which is a new algorithm for graph sampling that is amenable to an efficient GPU implementation. We present NEXTDOOR, a system that implements transit-parallel sampling for GPUs, and provides a high-level API that makes it easy to write a variety of graph-sampling applications in just a few lines of code. NEXTDOOR exploits the structure of transit-parallel sampling to produce GPU code that has regular memory access and regular computation, even when operating on irregular graphs. Our experiments show that NEXTDOOR is significantly faster than the state-of-the-art on several graph sampling applications.

References

- [1] Hongzhi Chen, Xiaoxi Wang, Chenghuan Huang, Juncheng Fang, Yifan Hou, Changji Li, and James Cheng. 2019. Large Scale Graph Mining with G-Miner. In *Proceedings of the 2019 International Conference on Management of Data* (Amsterdam, Netherlands) (SIGMOD ’19). Association for Computing Machinery, New York, NY, USA, 1881–1884. <https://doi.org/10.1145/3299869.3320219>
- [2] Xuhao Chen, Roshan Dathathri, Gurbinder Gill, and Keshav Pingali. 2020. Pangolin: An Efficient and Flexible Graph Mining System on CPU and GPU. *Proc. VLDB Endow.* 13, 8 (April 2020), 1190–1205. <https://doi.org/10.14778/3389133.3389137>
- [3] Vinicius Dias, Carlos HC Teixeira, Dorgival Guedes, Wagner Meira, and Srinivasan Parthasarathy. 2019. Fractal: A general-purpose graph pattern mining system. In *Proceedings of the 2019 International Conference on Management of Data*. 1357–1374.
- [4] Zhisong Fu, Michael Personick, and Bryan Thompson. 2014. MapGraph: A High Level API for Fast Development of High Performance Graph Analytics on GPUs. In *Proceedings of Workshop on GRaph Data Management Experiences and Systems* (Snowbird, UT, USA) (GRADES’14). Association for Computing Machinery, New York, NY, USA, 1–6. <https://doi.org/10.1145/2621934.2621936>
- [5] Anil Gaihare, Zhenlin Wu, Fan Yao, and Hang Liu. 2019. XBFS: Exploring Runtime Optimizations for Breadth-First Search on GPUs. In *Proceedings of the 28th International Symposium on High-Performance Parallel and Distributed Computing* (Phoenix, AZ, USA) (HPDC ’19). Association for Computing Machinery, New York, NY, USA, 121–131. <https://doi.org/10.1145/3307681.3326606>
- [6] Joseph E. Gonzalez, Yucheng Low, Haijie Gu, Danny Bickson, and Carlos Guestrin. 2012. PowerGraph: Distributed Graph-Parallel Computation on Natural Graphs. In *Proceedings of the 10th USENIX Conference on Operating Systems Design and Implementation* (Hollywood, CA, USA) (OSDI’12). USENIX Association, USA, 17–30.
- [7] Aditya Grover and Jure Leskovec. 2016. Node2vec: Scalable Feature Learning for Networks. In *Proceedings of the 22nd ACM SIGKDD International Conference on Knowledge Discovery and Data Mining* (San Francisco, California, USA) (KDD ’16). Association for Computing Machinery, New York, NY, USA, 855–864. <https://doi.org/10.1145/2939672.2939754>
- [8] William Hamilton. 2017. GraphSAGE repository. <https://github.com/williamleif/GraphSAGE>.
- [9] William L. Hamilton, Rex Ying, and Jure Leskovec. 2017. Inductive Representation Learning on Large Graphs. In *Proceedings of the 31st International Conference on Neural Information Processing Systems* (Long Beach, California, USA) (NIPS’17). Curran Associates Inc., Red Hook, NY, USA, 1025–1035.
- [10] Taher H. Haveliwala. 2002. Topic-Sensitive PageRank. In *Proceedings of the 11th International Conference on World Wide Web* (Honolulu, Hawaii, USA) (WWW ’02). Association for Computing Machinery, New York, NY, USA, 517–526. <https://doi.org/10.1145/511446.511513>
- [11] Anand Padmanabha Iyer, Zaoxing Liu, Xin Jin, Shivaram Venkataraman, Vladimir Braverman, and Ion Stoica. 2018. ASAP: Fast, Approximate Graph Pattern Mining at Scale. In *Proceedings of the 12th USENIX Conference on Operating Systems Design and Implementation* (Carlsbad, CA, USA) (OSDI’18). USENIX Association, USA, 745–761.
- [12] Farzad Khorasani, Keval Vora, Rajiv Gupta, and Laxmi N. Bhuyan. 2014. CuSha: Vertex-Centric Graph Processing on GPUs. In *Proceedings of the 23rd International Symposium on High-Performance Parallel and Distributed Computing* (Vancouver, BC, Canada) (HPDC ’14). Association for Computing Machinery, New York, NY, USA, 239–252. <https://doi.org/10.1145/2600212.2600227>
- [13] Jure Leskovec and Andrej Krevl. 2014. SNAP Datasets: Stanford Large Network Dataset Collection. <http://snap.stanford.edu/data>.
- [14] H. Liu and H. H. Huang. 2015. Enterprise: breadth-first graph traversal on GPUs. In *SC ’15: Proceedings of the International Conference for High Performance Computing, Networking, Storage and Analysis*. 1–12.
- [15] Hang Liu and H. Howie Huang. 2019. SIMD-X: Programming and Processing of Graph Algorithms on GPUs. In *Proceedings of the 2019 USENIX Conference on Usenix Annual Technical Conference* (Renton, WA, USA) (USENIX ATC ’19). USENIX Association, USA, 411–427.
- [16] Yucheng Low, Joseph Gonzalez, Aapo Kyrola, Danny Bickson, Carlos Guestrin, and Joseph Hellerstein. 2010. GraphLab: A New Framework for Parallel Machine Learning. In *Proceedings of the Twenty-Sixth Conference on Uncertainty in Artificial Intelligence* (Catalina Island, CA) (UAI’10). AUAI Press, Arlington, Virginia, USA, 340–349.
- [17] Grzegorz Malewicz, Matthew H. Austern, Aart J.C. Bik, James C. Dehnert, Ilan Horn, Naty Leiser, and Grzegorz Czajkowski. 2010. Pregel: A System for Large-Scale Graph Processing. In *Proceedings of the 2010 ACM SIGMOD International Conference on Management of Data* (Indianapolis, Indiana, USA) (SIGMOD ’10). Association for Computing Machinery, New York, NY, USA, 135–146. <https://doi.org/10.1145/1807167.1807184>
- [18] Daniel Mawhirter and Bo Wu. 2019. AutoMine: Harmonizing High-Level Abstraction and High Performance for Graph Mining. In *Proceedings of the 27th ACM Symposium on Operating Systems Principles* (Huntsville, Ontario, Canada) (SOSP ’19). Association for Computing Machinery, New York, NY, USA, 509–523. <https://doi.org/10.1145/3341301.3359633>
- [19] Tomas Mikolov, Kai Chen, Greg Corrado, and Jeffrey Dean. 2013. Efficient estimation of word representations in vector space. *arXiv preprint arXiv:1301.3781* (2013).
- [20] Donald Nguyen, Andrew Lenharth, and Keshav Pingali. 2013. A Lightweight Infrastructure for Graph Analytics. In *Proceedings of the Twenty-Fourth ACM Symposium on Operating Systems Principles* (Farmington, Pennsylvania) (SOSP ’13). Association for Computing Machinery,

- New York, NY, USA, 456â\$471. <https://doi.org/10.1145/2517349.2522739>
- [21] Amir Hossein Nodehi Sabet, Junqiao Qiu, and Zhijia Zhao. 2018. Tigr: Transforming Irregular Graphs for GPU-Friendly Graph Processing. In *Proceedings of the Twenty-Third International Conference on Architectural Support for Programming Languages and Operating Systems* (Williamsburg, VA, USA) (ASPLOS â\$18). Association for Computing Machinery, New York, NY, USA, 622â\$636. <https://doi.org/10.1145/3173162.3173180>
 - [22] Lawrence Page, Sergey Brin, Rajeev Motwani, and Terry Winograd. 1999. *The PageRank Citation Ranking: Bringing Order to the Web*. Technical Report 1999-66. Stanford InfoLab. <http://ilpubs.stanford.edu:8090/422/> Previous number = SIDL-WP-1999-0120.
 - [23] Bryan Perozzi, Rami Al-Rfou, and Steven Skiena. 2014. DeepWalk: Online Learning of Social Representations. In *Proceedings of the 20th ACM SIGKDD International Conference on Knowledge Discovery and Data Mining* (New York, New York, USA) (KDD â\$14). Association for Computing Machinery, New York, NY, USA, 701â\$710. <https://doi.org/10.1145/2623330.2623732>
 - [24] Abdul Quamar, Amol Deshpande, and Jimmy Lin. 2016. NScale: neighborhood-centric large-scale graph analytics in the cloud. *The VLDB Journal* 25, 2 (2016), 125–150.
 - [25] Amir Hossein Nodehi Sabet, Zhijia Zhao, and Rajiv Gupta. 2020. Sub-way: Minimizing Data Transfer during out-of-GPU-Memory Graph Processing. In *Proceedings of the Fifteenth European Conference on Computer Systems* (Heraklion, Greece) (EuroSys â\$20). Association for Computing Machinery, New York, NY, USA, Article 12, 16 pages. <https://doi.org/10.1145/3342195.3387537>
 - [26] Mo Sha, Yuchen Li, and Kian-Lee Tan. 2019. GPU-Based Graph Traversal on Compressed Graphs. In *Proceedings of the 2019 International Conference on Management of Data* (Amsterdam, Netherlands) (SIGMOD â\$19). Association for Computing Machinery, New York, NY, USA, 775â\$792. <https://doi.org/10.1145/3299869.3319871>
 - [27] Xuanhua Shi, Zhigao Zheng, Yongluan Zhou, Hai Jin, Ligang He, Bo Liu, and Qiang-Sheng Hua. 2018. Graph processing on GPUs: A survey. *ACM Computing Surveys (CSUR)* 50, 6 (2018), 1–35.
 - [28] Julian Shun and Guy E. Blelloch. 2013. Ligra: A Lightweight Graph Processing Framework for Shared Memory. *SIGPLAN Not.* 48, 8 (Feb. 2013), 135â\$146. <https://doi.org/10.1145/2517327.2442530>
 - [29] Elias Stehle and Hans-Arno Jacobsen. 2017. A Memory Bandwidth-Efficient Hybrid Radix Sort on GPUs. In *Proceedings of the 2017 ACM International Conference on Management of Data* (Chicago, Illinois, USA) (SIGMOD â\$17). Association for Computing Machinery, New York, NY, USA, 417â\$432. <https://doi.org/10.1145/3035918.3064043>
 - [30] Carlos H. C. Teixeira, Alexandre J. Fonseca, Marco Serafini, Georgos Siganos, Mohammed J. Zaki, and Ashraf Aboulnga. 2015. Arabesque: A System for Distributed Graph Mining. In *Proceedings of the 25th Symposium on Operating Systems Principles* (Monterey, California) (SOSP â\$15). Association for Computing Machinery, New York, NY, USA, 425â\$440. <https://doi.org/10.1145/2815400.2815410>
 - [31] Kai Wang, Zhiqiang Zuo, John Thorpe, Tien Quang Nguyen, and Guoqing Harry Xu. 2018. RStream: Marrying Relational Algebra with Streaming for Efficient Graph Mining on a Single Machine. In *Proceedings of the 12th USENIX Conference on Operating Systems Design and Implementation* (Carlsbad, CA, USA) (OSDIâ\$18). USENIX Association, USA, 763â\$782.
 - [32] Yangzihao Wang, Andrew Davidson, Yuechao Pan, Yuduo Wu, Andy Riffel, and John D. Owens. 2016. Gunrock: A High-Performance Graph Processing Library on the GPU. *SIGPLAN Not.* 51, 8, Article 11 (Feb. 2016), 12 pages. <https://doi.org/10.1145/3016078.2851145>
 - [33] Ke Yang, MingXing Zhang, Kang Chen, Xiaosong Ma, Yang Bai, and Yong Jiang. 2019. KnightKing: A Fast Distributed Graph Random Walk Engine. In *Proceedings of the 27th ACM Symposium on Operating Systems Principles* (Huntsville, Ontario, Canada) (SOSP â\$19). Association for Computing Machinery, New York, NY, USA, 524â\$537. <https://doi.org/10.1145/3341301.3359634>
 - [34] Rex Ying, Ruining He, Kaifeng Chen, Pong Eksombatchai, William L. Hamilton, and Jure Leskovec. 2018. Graph convolutional neural networks for web-scale recommender systems. In *Proceedings of the 24th ACM SIGKDD International Conference on Knowledge Discovery & Data Mining*. 974–983.
 - [35] J. Zhong and B. He. 2014. Medusa: Simplified Graph Processing on GPUs. *IEEE Transactions on Parallel and Distributed Systems* 25, 6 (June 2014), 1543–1552. <https://doi.org/10.1109/TPDS.2013.111>
 - [36] Xiaowei Zhu, Wenguang Chen, Weimin Zheng, and Xiaosong Ma. 2016. Gemini: A computation-centric distributed graph processing system. In *12th {USENIX} Symposium on Operating Systems Design and Implementation ({OSDI} 16)*. 301–316.