

Accurate and Lightweight Image Super-Resolution with Model-Guided Deep Unfolding Network

Qian Ning, *Student Member, IEEE*, Weisheng Dong, *Member, IEEE*, Guangming Shi, *Senior Member, IEEE*, Leida Li, *Member, IEEE* and Xin Li, *Fellow, IEEE*

Abstract—Deep neural networks (DNNs) based methods have achieved great success in single image super-resolution (SISR). However, existing state-of-the-art SISR techniques are designed like black boxes lacking transparency and interpretability. Moreover, the improvement in visual quality is often at the price of increased model complexity due to black-box design. In this paper, we present and advocate an explainable approach toward SISR named model-guided deep unfolding network (MoG-DUN). Targeting at breaking the coherence barrier, we opt to work with a well-established image prior named nonlocal auto-regressive model and use it to guide our DNN design. By integrating deep denoising and nonlocal regularization as trainable modules within a deep learning framework, we can unfold the iterative process of model-based SISR into a multi-stage concatenation of building blocks with three interconnected modules (denoising, nonlocal-AR, and reconstruction). The design of all three modules leverages the latest advances including dense/skip connections as well as fast nonlocal implementation. In addition to explainability, MoG-DUN is accurate (producing fewer aliasing artifacts), computationally efficient (with reduced model parameters), and versatile (capable of handling multiple degradations). The superiority of the proposed MoG-DUN method to existing state-of-the-art image SR methods including RCAN, SRMDNF, and SRFBN is substantiated by extensive experiments on several popular datasets and various degradation scenarios.

I. INTRODUCTION

The field of deep learning for single image super-resolution (SISR) has advanced rapidly in recent years. Super-resolution by convolutional neural network (SRCNN) [1] represented one of the pioneering works in this field. Since then, many follow-up works have been developed including Super-resolution via Generative Adversarial Network (SRGAN) [2], SR via very deep convolutional networks (VDSR) [3], Trainable Nonlinear Reaction Diffusion Networks (TNRD), Deeply-recursive convolutional network (DRCN) [4], Enhanced Deep Residual Networks (EDSR) [5], Laplacian Pyramid Super-Resolution Network (LapSRN) [6], and Deep Back-Projection Networks (DBPN) [7]. Most recently, SISR has benefited from the advances in novel design of network architectures such as densely-connected networks (e.g., RDN [8]), attention mechanism (e.g., RCAN [9] and SAN [10]), multiple degradations

(e.g., SRMDNF [11]), feedback connections (e.g., SRFBN [12] and feature aggregation [13]).

Despite the rapid progress, one of the long-standing open issues is the lack of interpretability. Most existing networks for SISR are designed based on the black-box principle - i.e., little is known about their internal workings regardless of the desirable input-output mapping results. The difficulty with understanding the internal mechanism of deep learning-based SISR has become even more striking when the network gets deeper and more sophisticated (e.g., due to attention and feedback). For instance, the total number of parameters of EDSR [5] has reached over 40M, which makes it a less feasible for practical applications. By contrast, it is more desirable to seek alternative glass-box design (a.k.a. clear-box) where the inner components are readily available for inspection. A hidden benefit of such a transparent approach is that it might lead to more efficient design because any potential redundancy (in terms of model parameters) can be cautiously avoided. Can we solve SISR under an emerging framework of interpretable machine learning [14]? Does a transparent design lead to computationally more efficient solution to SISR facilitating practical applications (e.g., lightweight architecture [15])?

We provide affirmative answers to the above questions in this paper. An important new insight brought to the field of SISR by this work is *model-guided* (MoG) design for deep neural networks. The basic idea behind MoG design is to seek a mathematically equivalent implementation of existing model-based solution by deep neural networks. Similar ideas have scattered in the literature of so-called deep unfolding networks (e.g., [16], [17], [18]). It has been well-established that classic model-based tools including sparse coding, Markov Random Field, belief propagation, and non-negative matrix factorization can be unfolded to a network implementation [18], [16], [19], [20]. Note that in the field of SISR, there are plenty of model-based methods [21], [22], [23], [24], which could provide a rich source of inspiration for MoG design. Zhang *et al* proposed USRNet to handle the classical degradation model via a single model. Based on our previous [25] and recent [19] works, we propose a MoG Deep Unfolding Network (MoG-DUN) to SISR that is not only explainable and efficient but also accurate and versatile.

We will show that most model-based image priors or regularization functions, including both convex and nonconvex formulation, can be leveraged as the guidance for the design of deep neural networks. In fact, the class of nonconvex regularization models do not pose additional difficulty to learning-based approaches despite their intractability from an

Qian Ning, Weisheng Dong, Guangming Shi and Leida Li are with School of Artificial Intelligence, Xidian University, Xi'an, 710071, China.

Xin Li is with the Lane Department of Computer Science and Electrical Engineering, West Virginia University, Morgantown WV 26506-6109.

This work was supported in part by the National Key R&D Program of China under Grant 2018YFB1402603 and the Natural Science Foundation of China under Grant 61991451, Grant 61632019, Grant 61621005, and Grant 61836008. Xin Li's work is partially supported by the DoJ/NIJ under grant NIJ 2018-75-CX-0032, NSF under grant OAC-1839909 and the WV Higher Education Policy Commission Grant (HEPC.dsr.18.5).




Fig. 1: This work advances the state-of-the-art in SISR by striking an improved tradeoff between the cost (as measured by the number of model parameters) and performance (reflected by the PSNR metric on Set5 with $\times 4$ bicubic down-sampling). Our methods are highlighted by the red color.

analytical perspective. This is because that the training of deep neural networks (DNN) has a natural and intrinsic connection with the optimization of cost functions by numerical methods (e.g., gradient descent methods [26]). Aiming at breaking the coherence barrier [27] (a long-standing open problem in SISR), we have chosen a reference model, nonlocal autoregressive model (NARM) with improved incoherence properties [25], to showcase the process of Model-Guided (MoG) design. We will unfold this model with a nonconvex cost function into network implementations consisting of multistage U-net modules [19]. This work further extends our previous work [19] by incorporating a nonlocal module (for AR modeling computation) and a reconstruction module (for AR modeling correction). Moreover, long connections are introduced across different stages to copy the hidden states from previous stages to the current, which facilitates the information flow. Even though MoG-DUN has achieved outstanding performance (in terms of both subjective and objective qualities), its model complexity has been kept much lower than that of DBPN [7], RDN [8], and RCAN [9] and only slightly higher than that of SRMDNF [11] and SRFBN [12], as shown in Fig. 1. Meantime, MoG-DUN is explainable and versatile thanks for its transparent design, which has the potential of leveraging to other image restoration applications.

The key contributions of this paper are summarized below.

- We present a model-guided explainable approach toward SISR. Our approach is capable of leveraging existing NARM-based SISR into a network implementation in a transparent manner. Thanks to the improved incoherence property of NARM, the corresponding MoG-DUN has better capability of alleviating long-standing problem in SISR such as aliasing artifacts. The framework of MoG design is applicable to all existing models including nonconvex and nonlocal regularization.
- We demonstrate how to unfold an existing NARM [25] model into the corresponding network implementation.

The unfolding result consists of the multi-stage concatenation of Unet-like deep denoising module along with a nonlocal-AR module and a reconstruction module. Both long and short skip connections are introduced within and across different stages to facilitate the information flow. The model complexity of our MoG-DUN is shown to be comparable to that of [19].

- We report extensive experimental results for the developed MoG-DUN, which justify its achieving an improved trade-off between the modeling complexity and the SR reconstruction performance. Our MoG-DUN has achieved better performance than existing state-of-the-art SISR such as RDN [8]) and RCAN [9] with a lower cost as measured by the number of model parameters. In particular, visual quality improvement in terms of sharper edges and more faithful reconstruction of texture patterns is mostly striking.

II. MODEL-BASED IMAGE INTERPOLATION AND RESTORATION

We first briefly review previous works on model-based image interpolation (e.g., NARM [25]) and image restoration (e.g., DPDNN [19]), which sets up the stage for model-guided network design. The NARM model has achieved state-of-the-art performance in model-based image interpolation (a special case of SISR involving down-sampling only and without any anti-aliasing low-pass filter). Denoising Prior driven DNN (DPDNN) [19] represents the most recent MoG design of deep unfolding network whose variation has been adopted as the baseline method in our research.

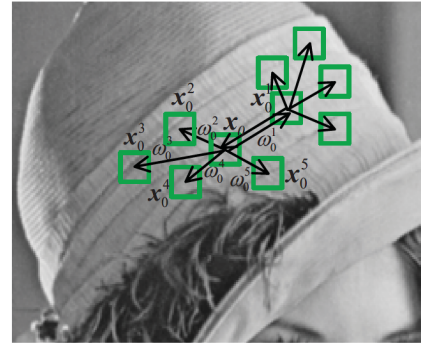


Fig. 2: The illustration of NARM [25] - a nonlocal extension of classic auto-regressive (AR) model for image signals.

A. Nonlocal Auto-regressive Model (NARM)

The basic idea behind nonlocal auto-regressive modeling (refer to Fig. 2) is to extend the traditional auto-regressive (AR) models by redefining the neighborhood. For a given patch x_i , NARM seeks its sparse linear decomposition over a set of nonlocal (instead of local) neighborhood. Following the notation in [25], we have

$$x_i \approx \sum_j \omega_i^j x_j^i \quad (1)$$

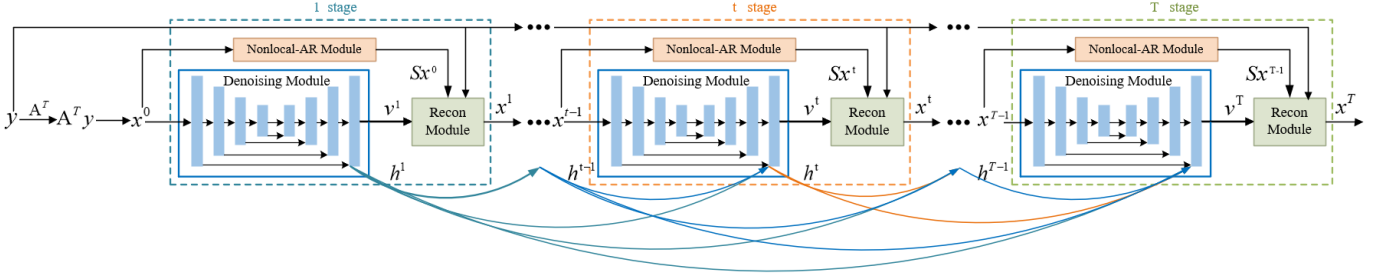


Fig. 3: The overview of our proposed MoG-DUN network for SISR. The orange block represents deep nonlocal-AR module, the green block represents reconstruction module and blue block represents deep denoising module called Dense RNN (h^{t-1}, h^t, h^{T-1} denote the hidden states of corresponding stages).

where x_i^j denotes the j -th similar patch found in the nonlocal neighborhood. A natural way of extending the classic AR modeling is to formulate the following regularized Least-Square problem:

$$\mathbf{w}_i = \underset{\mathbf{w}_i}{\operatorname{argmin}} \|\mathbf{x}_i - \mathbf{X}\mathbf{w}_i\|_2^2 + \gamma \|\mathbf{w}_i\|_2^2 \quad (2)$$

where $\mathbf{X} = [x_i^1, x_i^2, \dots, x_i^J]$, $\mathbf{w}_i = [\omega_i^1, \omega_i^2, \dots, \omega_i^J]^T$, and γ is the regularization parameter. The closed-form solution to Eq. (2) is given by

$$\mathbf{w}_i = (\mathbf{X}^T \mathbf{X} + \gamma \mathbf{I})^{-1} (\mathbf{X}^T \mathbf{x}_i) \quad (3)$$

where \mathbf{I} is an identity matrix with the same size as $\mathbf{X}^T \mathbf{x}_i$. Based on newly determined AR coefficients \mathbf{w}_i , we can represent the nonlocal autoregressive model (NARM) of image x by

$$\mathbf{x} = \mathbf{S}\mathbf{x} + \mathbf{e}_x \quad (4)$$

where \mathbf{e}_x is the modeling error, and the NARM matrix \mathbf{S} is

$$\mathbf{S}_{i,j} = \begin{cases} \omega_i^j, & \text{if } x_i^j \text{ is a nonlocal neighbor of } x_i \\ 0, & \text{otherwise} \end{cases} \quad (5)$$

The NARM matrix \mathbf{S} can be embedded into a standard image degradation model by modifying Eq. (7) into

$$\mathbf{y} = \tilde{\mathbf{A}}\mathbf{x} + \mathbf{n} \quad (6)$$

where $\tilde{\mathbf{A}} = \mathbf{A}\mathbf{S}$ is the new degradation operator. It has been shown in [25] that such nonlocal extension is beneficial to improving the incoherence between sampling matrix and sparse dictionaries under the framework of model-based image restoration. In this work, we will show how to unfold this NARM into a DNN-based implementation.

B. Model-based Image Restoration

The objective of model-based image restoration (IR) is to estimate an unknown image \mathbf{x} from its degraded observation \mathbf{y} . The degradation process can be formulated by:

$$\mathbf{y} = \mathbf{A}\mathbf{x} + \mathbf{n} \quad (7)$$

where \mathbf{A} denotes the degradation operators (e.g., blurring kernels, down-sampling operations) and \mathbf{n} denotes the additive noise. Accordingly, model-based IR can be formulated into the following optimization problem:

$$\mathbf{x} = \underset{\mathbf{x}}{\operatorname{argmin}} \|\mathbf{y} - \mathbf{A}\mathbf{x}\|_2^2 + \lambda \Omega(\mathbf{x}) \quad (8)$$

where λ is the Lagrangian multiplier and $\Omega(\mathbf{x})$ the regularization function. The choice of various regularization functions $\Omega(\mathbf{x})$ reflects different ways of incorporating a priori knowledge about the unknown HR image \mathbf{x} .

To solve model-based SR problem in Eq. (8), half-quadratic splitting method [28] converts an equally-constrained optimization problem into an equivalent non-constrained optimization problem, which can be written as

$$(\mathbf{x}, \mathbf{v}) = \underset{\mathbf{x}, \mathbf{v}}{\operatorname{argmin}} \|\mathbf{y} - \mathbf{A}\mathbf{x}\|_2^2 + \eta \|\mathbf{x} - \mathbf{v}\|_2^2 + \lambda \Omega(\mathbf{v}) \quad (9)$$

where \mathbf{v} is an auxiliary splitting variable. It follows that Eq. (9) boils down to alternatively solving two sub-problems associated with the fidelity and regularization terms respectively,

$$\mathbf{x}^{(t+1)} = \underset{\mathbf{x}}{\operatorname{argmin}} \|\mathbf{y} - \mathbf{A}\mathbf{x}\|_2^2 + \eta \|\mathbf{x} - \mathbf{v}^{(t)}\|_2^2 \quad (10a)$$

$$\mathbf{v}^{(t+1)} = \underset{\mathbf{v}}{\operatorname{argmin}} \eta \|\mathbf{x}^{(t+1)} - \mathbf{v}\|_2^2 + \lambda \Omega(\mathbf{v}) \quad (10b)$$

The main idea behind deep unfolding network is that conventional iterative soft-thresholding algorithm (ISTA) in sparse coding can be implemented equivalently by a stack of recurrent neural networks [16]. Such correspondence has inspired a class of convolutional neural network (CNN)-based image denoising techniques [29]. CNN-based denoising prior was later extended into other model-based image restoration problems in Image Restoration via CNN (IRCNN) [30]. In IRCNN, a CNN module is adopted to solve Eq.(10b) while Eq.(10a) is solved in close-form by

$$\mathbf{x}^{(t+1)} = \mathbf{W}^{-1}\mathbf{b}, \quad (11)$$

where \mathbf{W} represents the matrix related to the degradation matrix \mathbf{A} . Note that it is often time-consuming to calculate an inverse matrix. Based on such observation, a computationally more efficient unfolding strategy was developed in DPDNN [19]. DPDNN addressed the problem of matrix inverse by solving Eq.(10a) in a different way - i.e., they propose to compute $\mathbf{x}^{(t+1)}$ with a single step of gradient descent by

$$\begin{aligned} \mathbf{x}^{(t+1)} &= \mathbf{x}^t - \delta [\mathbf{A}^T (\mathbf{A}\mathbf{x}^{(t)} - \mathbf{y}) + \eta (\mathbf{x}^{(t)} - \mathbf{v}^{(t)})] \\ &= \bar{\mathbf{A}}\mathbf{x}^{(t)} + \delta \mathbf{A}^T \mathbf{y} + \delta \eta \mathbf{v}^{(t)} \end{aligned} \quad (12)$$

where $\bar{\mathbf{A}} = [(1 - \delta\eta)\mathbf{I} - \delta\mathbf{A}^T \mathbf{A}]$ can be pre-computed (so the updating of $\mathbf{x}^{(t)}$ can be done efficiently). As shown in [19], we only need to obtain an approximated solution to

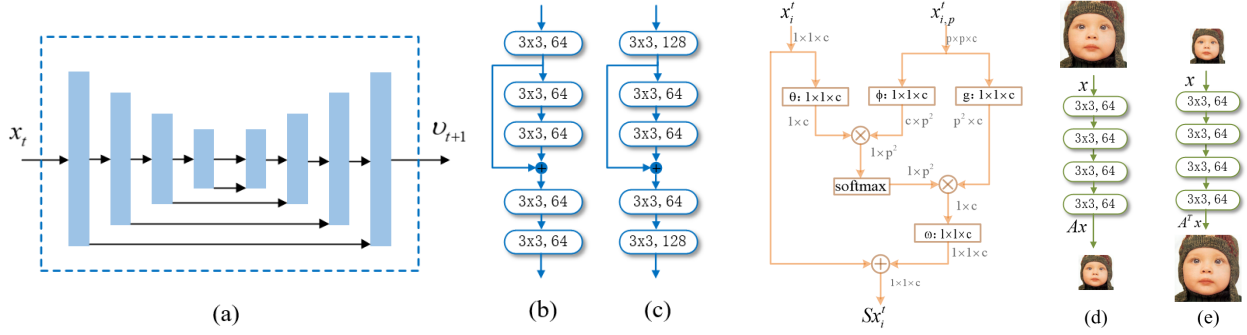


Fig. 4: The three building blocks of MoD-DUN: Deep Denoising module (left, a-c), Fast Nonlocal-AR module (middle) and Versatile Reconstruction module (right, d-e).

the x -subproblem, which can be done in a computationally efficient manner. Although DPDNN [19] has found several image restoration applications including SISR, its network architecture remains primitive (e.g., lacking dense and skip connections) and there is still room for further optimization.

III. MODEL-GUIDED DEEP UNFOLDING NETWORK

In this paper, we take another step forward by showing a generalized unfolding strategy applicable to almost any model-based image restoration including both nonlocal and nonconvex regularization. It is well known that the class of nonconvex optimization problems do not admit computationally efficient solutions, which calls for convex relaxation or approximation [31]. However, we note that nonconvex cost functions have become almost the default option in the field of machine learning [32] especially deep learning [33]. This is likely due to the fact that the training of deep neural networks (DNN) has a natural and intrinsic connection with the optimization of cost functions by numerical methods such as gradient descent methods [26] (e.g., the popular Adam optimization represents a stochastic gradient descent method). Here, we have chosen a previous reference model (NARM originally designed for image interpolation [25]) to showcase the process of Model-Guided (MoG) design. Thanks to the improved coherence property of NARM, unfolding this model has the potential of alleviating some long-standing open problems in SISR such as the suppression of aliasing artifacts.

A. Deep Unfolding Network for NARM Model

When compared with the image prior model in Eq. (8), NARM is more sophisticated because it involves two regularization terms: one specified by the denoising prior (a variation of DPDNN [19]) and the other related to the nonlocal AR model [25] (a brand-new design). Formally, we consider the following nonconvex optimization problem

$$\mathbf{x} = \underset{\mathbf{x}}{\operatorname{argmin}} \|\mathbf{y} - \mathbf{A}\mathbf{x}\|_2^2 + \mu\|\mathbf{y} - \mathbf{A}\mathbf{S}\mathbf{x}\|_2^2 + \lambda\Omega(\mathbf{x}) \quad (13)$$

where $\Omega(\mathbf{x})$ and $\mathbf{S}\mathbf{x}$ denote denoising-based prior and NARM-defined prior respectively. Using Half-Quadratic Splitting [28], we can rewrite the above optimization problem into

$$\begin{aligned} (\mathbf{x}, \mathbf{v}) = \underset{\mathbf{x}, \mathbf{v}}{\operatorname{argmin}} & \|\mathbf{y} - \mathbf{A}\mathbf{x}\|_2^2 + \mu\|\mathbf{y} - \mathbf{A}\mathbf{S}\mathbf{x}\|_2^2 + \\ & \eta\|\mathbf{x} - \mathbf{v}\|_2^2 + \lambda\Omega(\mathbf{v}) \end{aligned} \quad (14)$$

where \mathbf{v} is the auxiliary variable. It is well known that the above optimization problem can be solved by alternatively solving two subproblems related to \mathbf{x} and \mathbf{v} as shown in Eqs. (10a) and (10b) [19].

Based on the NARM model in Eq. (4), we have $\mathbf{S}\mathbf{x} = \mathbf{x} + \mathbf{e}$ where $\mathbf{e} = -\mathbf{e}_x$ is the modeling error (regardless of sign flip). It follows that the NARM optimization problem in Eq. (13) can be translated into

$$\begin{aligned} (\mathbf{x}, \mathbf{v}, \mathbf{e}) = \underset{\mathbf{x}, \mathbf{v}, \mathbf{e}}{\operatorname{argmin}} & \|\mathbf{y} - \mathbf{A}\mathbf{x}\|_2^2 + \mu\|\mathbf{y} - \mathbf{A}(\mathbf{x} + \mathbf{e})\|_2^2 \\ & + \gamma\|\mathbf{S}\mathbf{x} - (\mathbf{x} + \mathbf{e})\|_2^2 + \eta\|\mathbf{x} - \mathbf{v}\|_2^2 + \lambda\Omega(\mathbf{v}) \end{aligned} \quad (15)$$

As an extension of previous result [19], we note that the newly-formulated NARM-based optimization problem can be solved by alternatively solving the following three sub-problems

$$\begin{aligned} \mathbf{x}^{(t+1)} = \underset{\mathbf{x}}{\operatorname{argmin}} & \|\mathbf{y} - \mathbf{A}\mathbf{x}\|_2^2 + \mu\|\mathbf{y} - \mathbf{A}(\mathbf{x} + \mathbf{e}^{(t)})\|_2^2 \\ & + \gamma\|\mathbf{S}\mathbf{x} - (\mathbf{x} + \mathbf{e}^{(t)})\|_2^2 + \eta\|\mathbf{x} - \mathbf{v}^{(t)}\|_2^2 \end{aligned} \quad (16a)$$

$$\mathbf{e}^{(t+1)} = \underset{\mathbf{e}}{\operatorname{argmin}} \mu\|\mathbf{y} - \mathbf{A}(\mathbf{x}^{(t)} + \mathbf{e})\|_2^2 + \gamma\|\mathbf{x}^{(t)} + \mathbf{e} - \mathbf{S}\mathbf{x}^{(t)}\|_2^2 \quad (16b)$$

$$\mathbf{v}^{(t+1)} = \underset{\mathbf{v}}{\operatorname{argmin}} \eta\|\mathbf{x}^{(t)} - \mathbf{v}\|_2^2 + \lambda\Omega(\mathbf{v}) \quad (16c)$$

In traditional model-based approaches [34], [35], alternatively solving the above three equations requires many iterations to converge leading to prohibitive computational cost. Meantime, the regularization functions and the hyperparameters cannot be jointly optimized in an end-to-end manner. To address those issues, we propose to unfold the NARM-based optimization in Eq. (16) into a concatenation of repeating network modules as shown in Fig. 3. The overall network architecture of our MoG-DUN can be viewed as an extension of previous work DPDNN [19] by incorporating two new modules (nonlocal-AR and reconstruction) in addition to the denoising module. Note that both short and long skip connections [36] are incorporated to facilitate the information flow across the stages.

The T repeating stages in MoG-DUN exactly executes T iterations of Eq. (16). In our current implementation, a




Fig. 5: Visual quality and PSNR comparisons of different SISR methods for a sample image in the *Urban100* dataset (bicubic-downsampling, $\times 4$).

total of $T = 4$ stages was adopted. Each stage of MoGDUN consists of three basic building blocks: U-net based deep denoising module, a fast nonlocal-AR module, and a versatile reconstruction module. The deep denoising module is responsible for the updating of auxiliary variable $v^{(t+1)}$ as described in Eq. (16); the fast nonlocal-AR module calculates the NARM matrix S as defined by Eq. (5) and the corresponding $Sx^{(t)}$ in a computationally efficient manner. The versatile reconstruction module takes auxiliary variable $v^{(t+1)}$ and nonlocal AR model $Sx^{(t)}$ as inputs and output reconstructed image $x^{(t+1)}$. Then, the updated $x^{(t+1)}$ is fed into the next stage to refine the estimate of v and S again. The denoising module, nonlocal-AR module and reconstruction module are alternatively updated T times until reaching the final reconstruction. We will elaborate on each module next.

B. Deep Denoising Module via Dense RNN

In general, any existing image denoising network can be used as the denoising module here. Inspired by the success of U-net in semantic segmentation [37] and object refinement [38], we have adopted a variant of U-net [39] - dense recurrent neural network (RNN) [40] - as the backbone of our denoising module. Let h_1, \dots, h_t denote the hidden states of t stages, which will be used in the next stages. Different from exiting RNN methods [4], [41], [12] for SISR receiving only one state h^{t-1} of former stage, we propose to leverage multiple states h^1, \dots, h^{t-1} of former stages through long connections. As shown in Fig. 3, the processed information can be leveraged to refine the current image reconstruction at the $(t+2)$ -th stage by receiving former states $h^1, \dots, h^{t-1}, h^t, h^{t+1}$ at previous $t+1$ stages [40]. Exploiting the hidden states of previous stages allows us to more faithfully reconstruct the missing high-frequency information for SISR (please refer to Figs. 5-7 for concrete image examples).

As shown in Fig. 4(a), the encoder part consists of four encoding blocks (EB) and four decoding blocks (DB). Except the last EB, each EB is followed by a downsampling layer that sub-samples the feature maps with scaling factor of two along both axes to increase the receipt field of neurons. As shown

in Fig. 4(b), each EB consists of three convolutional layers with 3×3 kernels, a residual layer and ReLU nonlinearity to generate 64 channel feature maps. The decoder reconstructs the image with four DBs, each of which contains three convolutional layers and a residual layer as shown in Fig. 4 (c). Except the last DB, each DB is followed by a deconvolution layer to increase the spatial size of feature maps by a scaling factor of two. To compensate the lost spatial information, upsampled feature maps are concatenated with the feature maps of the same spatial dimension from the encoder. Thanks to the transparency of our design, all dense-RNN module in the T stages share the same network parameters.

C. Fast Nonlocal-AR Module

The nonlocal-AR module corresponds to the unfolding of NARM matrix S into a network implementation. Based on the observation that natural images often contain rich repetitive structures, nonlocal similarity has shown effective for recovering missing high-frequency information in SISR. In model-based implementation, finding similar patches is often the computational bottleneck because nearest-neighbor search is an NP-hard problem [42]. By contrast, calculating the nonlocal relationship among image patches can be implemented efficiently in parallel by nonlocal neural networks [43]. Inspired by the design of nonlocal operation in [43] and its application into image restoration [44], we have designed a *fast* nonlocal operation module for computing NARM matrix S here. Fig. 4 illustrates the block diagram of implementing a non-local operation (highlighted by orange color) designed for computing the similarity for a given image. Following the formulation in nonlocal-mean filtering [21] and bilateral filtering [45], a non-local operation can be defined as

$$y_i = \left(\sum_{\forall j} f(x_i, x_j) g(x_j) \right) / \sum_{\forall j} f(x_i, x_j) \quad (17)$$

where i is the index of an output position (e.g., in space or time), the j is the enumeration of all possible positions, and the pairwise similarity function f calculates the relationship between i and all j . Similar to [44], we only calculate the $q \times q$




Fig. 6: Visual quality and PSNR comparisons of different SISR methods for a sample image in the *Urban100* dataset (bicubic-downsampling, $\times 4$).

block centered at position i instead of the whole image. For a balanced trade-off between cost and performance, we have chosen $q = 15$.

The design of similarity function f has been considered in [43]. For example, an embedded Gaussian function can be used to calculate similarity

$$f(\mathbf{x}_i, \mathbf{x}_j) = e^{(\theta(\mathbf{x}_i)^T \phi(\mathbf{x}_j))} \quad (18)$$

where $\theta(\mathbf{x}_i) = W_\theta \mathbf{x}_i$, $\phi(\mathbf{x}_j) = W_\phi \mathbf{x}_j$, and W_θ, W_ϕ are the weight matrices. For simplicity, we opt to employ a linear embedding for $g(\mathbf{x}_j) = W_g \mathbf{x}_j$, where W_g is a learnable weight matrix. Then the output of nonlocal-AR block $S\mathbf{x}_i$ is calculated by

$$S\mathbf{x}_i = \mathbf{W}_\omega \mathbf{y}_i + \mathbf{x}_i = \mathbf{W}_\omega \sigma[\theta(\mathbf{x}_i)^T \phi(\mathbf{x}_j)]g(\mathbf{x}_j) + \mathbf{x}_i \quad (19)$$

where σ denotes the *softmax* operator and W_ω is the embedding weight matrix. Note that the pairwise computation of a non-local block enjoys the benefit of being lightweight because its computational cost implemented by matrix multiplication is comparable to a typical convolutional layer in standard networks. Moreover, pairwise computation of nonlocal blocks can be used in high-level, sub-sampled feature maps (e.g., using the subsampling trick as described in [43]). As shown in [46], nonlocal module admits even more efficient implementations by considering a compact representation for multiple kernel functions with Taylor expansion.

D. Versatile Reconstruction Module

With the output of denoising module $\mathbf{v}^{(t+1)}$ and nonlocal-AR module $S\mathbf{x}^{(t)}$, we can reconstruct the updated image $\mathbf{x}^{(t+1)}$ in two steps. First, we need to calculate $\mathbf{e}^{(t+1)}$ by solving Eq. (16b) using a single step of gradient descent

$$\mathbf{e}^{(t+1)} = \mathbf{e}^{(t)} - \delta[\mu \mathbf{A}^T(\mathbf{A}(\mathbf{x} + \mathbf{e}^{(t)}) - \mathbf{y}) + \gamma(\mathbf{x} + \mathbf{e}^{(t)} - S\mathbf{x})] \quad (20)$$

where δ is a parameter controlling the step size of convergence. Then, we can reconstruct new $\mathbf{x}^{(t+1)}$ with updated $\mathbf{e}^{(t+1)}$

and $\mathbf{v}^{(t+1)}$ by solving Eq. (16a) using another single step of gradient descent

$$\mathbf{x}^{(t+1)} = \mathbf{x}^{(t)} - \delta'[\mathbf{A}^T(\mathbf{A}\mathbf{x}^{(t)} - \mathbf{y}) + \mu \mathbf{A}^T(\mathbf{A}(\mathbf{x}^{(t)} - \mathbf{e}) - \mathbf{y}) + \gamma(\mathbf{x}^{(t)} + \mathbf{e} - S\mathbf{x}^{(t)}) + \eta(\mathbf{x}^{(t)} - \mathbf{v})] \quad (21)$$

where δ' is another relaxation parameter.

Note that Eqs. (20),(21) still involve sophisticated degradation matrix \mathbf{A} that is expensive to calculate. In DPDNN [19], the pair of operators \mathbf{A} and \mathbf{A}^T were replaced by downsampling and upsampling operators but at the price of limited modeling capability (e.g., they can not handle multiple degradation kernels [11]). Different from DPDNN, we propose a more *versatile* design here - i.e., to simulate the forward and inverse process of degradation by a shallow four-layer convolutional network. Specifically, the degradation process \mathbf{A} is simulated by a network called *Down-net* consisting of three convolutional layers with 3×3 kernels and 64 channels and one convolutional layer to decrease the spatial resolution with corresponding scale as shown in Fig. 4(d). In a similar way, the network called *Up-net* representing \mathbf{A}^T consists of three convolutional layers with 3×3 kernels and 64 channels and one deconvolution layer to increase the spatial resolution with corresponding scale as shown in Fig. 4(e).

The versatility of our newly-design reconstruction module is further demonstrated by its capability of handling multiple blur kernels [11]. Dealing with multiple degradations is highly desirable in practical SISR scenarios where image degradation is complex and even spatially-varying. In order to handle multiple blur kernels, one can expand the blur kernel to the same spatial dimension as the input images using a strategy called “dimensionality stretching” [11]. Specifically, assuming the blur kernel is sized by $k \times k$, the blur kernel is first stretched into a vector of size $k^2 \times 1$ and then projected onto a d -dimensional ($d < k^2$) linear space by the principal component analysis (PCA) to reduce the computation. This way, the blur kernel map consisting of size $d \times H \times W$ is stretched from the original blur kernel of size $k \times k$, where H and W denote the height and width of input images.

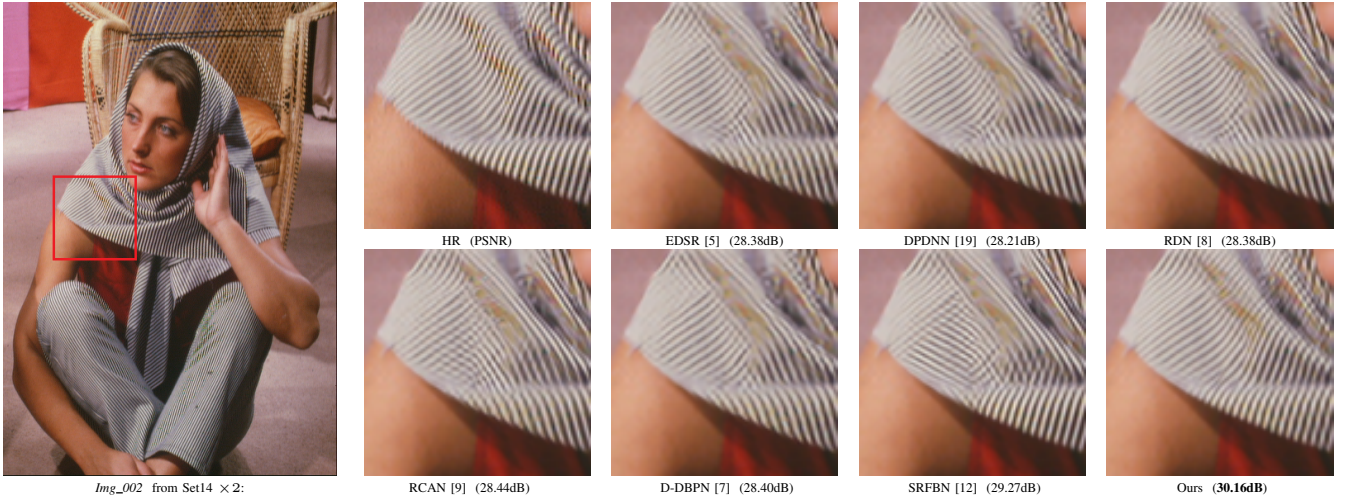


Fig. 7: Visual quality and PSNR comparisons of different SISR methods for a sample image in the *Set14* dataset (bicubic-downsampling, $\times 2$).

IV. EXPERIMENTAL RESULTS

A. Experimental Settings

Benchmark Datasets and Performance Metrics. We have used 800 high-quality (2K resolution) images from the DIV2K dataset [47] for training. Following [1], [12], [5], [8], [11], five standard benchmark datasets: Set5 [48], Set14 [49], BSD100[50], Urban100 [51], Manga109 [52] are used for testing. Performance evaluation in terms of PSNR and SSIM [53] metrics is conducted on the luminance (Y) channel only.

Degradation Models. In order to demonstrate the robustness of our model in varying degradation scenarios, we have designed the following experiments with different parameter settings with the degradation model.

- **Default setting.** This is the scenario considered in most previous SISR studies - i.e., the low-resolution (LR) image is obtained by bicubic downsampling of the high-resolution (HR) image. The downsampling ratio is usually a small positive integer ($\times 2, \times 3, \times 4$).
- **Interpolation setting.** This is the scenario consistent with the NARM study [25] in which a LR image is directly down-sampled from the HR image without any anti-aliasing filtering involved. Due to the presence of aliasing, this scenario is generally believed to be more difficult than the default setting.
- **Realistic setting.** To more faithfully characterize the degradation in the real world, this setting aims at simulating multiple degradation situations caused by different Gaussian kernels [11]. Similar to SRMDNF [11], we have obtained a single trained network through reconstruction module taking multiple degradation kernels. The set of degradation kernels include isotropic Gaussian blur kernels maps whose width ranges are set to [0.2, 3], [0.2, 3] and [0.2, 4] with scale factor $\times 2, \times 3$ and $\times 4$ respectively. The kernel width is uniformly sampled in the above ranges and the kernel size is fixed to 21×21 and the projected d -dimensional linear space is set to 6, 8, 10 with scale factor $\times 2, \times 3, \times 4$ respectively. The

mean values of kernel width are 0.5, 1.3, 2.6 as shown in Table IV.

Training Setting. Thanks to the parameter sharing across T stages, the overall MoG-DUN can be trained in an end-to-end manner. In order to further reduce the number of parameters and avoid over-fitting, we enforce deep denoising module (dense-RNN) and reconstruction module to share the same parameters. Unlike DPDNN [19] adopting MSE loss, we have found L_1 loss function works better for training the proposed MoG-DUN (e.g., it can facilitate the recovery of more high-frequency information). The L_1 -based loss function can be expressed as:

$$\Theta = \operatorname{argmin}_{\theta} \sum_{i=1}^N \|\mathcal{F}(\mathbf{y}_i; \Theta) - \mathbf{x}_i\|_1, \quad (22)$$

where \mathbf{y}_i and \mathbf{x}_i denote the i th pair of degraded and original image patches respectively, and $\mathcal{F}(\mathbf{y}_i; \Theta)$ denotes the reconstructed image patch by the network with the parameter set Θ . We randomly select 16 RGB LR patches sized by 48×48 as the inputs and stretch the blur kernels when dealing with multiple degradations (called “dimensionality stretching” in [11]). The image patches are randomly rotated by $90^\circ, 180^\circ, 270^\circ$ and flipped horizontally as standard data augmentation techniques do. The ADAM algorithm [54] with $\beta_1 = 0.9, \beta_2 = 0.999, \epsilon = 10^{-8}$ is adopted to optimize the network. The initial learning rate is 10^{-4} and decreases by half for every 300 epochs. Our network is implemented under the Pytorch framework and run on a machine with 4 NVIDIA 1080Ti GPUs.

B. Ablation Study

To further verify the effectiveness of nonlocal-AR module, we have conducted an ablation study to compare the PSNR performance of MoG-DUN with and without nonlocal-AR module. In our ablation study, we have used directly downsampling degradation with different Gaussian kernel size of 0.5, 1.0 and $\times 3$ directly downsampling. As shown in Tab. II,

TABLE I: Average PSNR and SSIM results for **bicubic** downsampling degradation on five benchmark datasets. The best performance is shown in bold and the second best performance is shown in underline.

Method	Scale	Set5 [48]		Set14 [49]		BSD100 [50]		Urban100 [51]		Manga109 [52]	
		PSNR	SSIM	PSNR	SSIM	PSNR	SSIM	PSNR	SSIM	PSNR	SSIM
EDSR[5]	×2	38.11	0.9602	33.92	0.9195	32.32	0.9013	32.93	0.9351	39.10	0.9773
DPDNN[19]	×2	37.75	0.9600	33.30	0.9150	32.09	0.8990	31.50	0.9220	-	-
DSRN [55]	×2	37.66	0.9590	33.15	0.9130	32.10	0.8970	30.97	0.9160	-	-
RDN[8]	×2	38.24	0.9614	34.01	0.9212	32.34	0.9017	32.89	0.9353	39.18	0.9780
RCAN [9]	×2	38.27	0.9614	34.12	0.9216	32.41	0.9027	33.34	0.9384	39.44	0.9786
D-DBPN[7]	×2	38.09	0.9600	33.85	0.9190	32.27	0.9000	32.55	0.9324	38.89	0.9775
SRMDNF[11]	×2	37.79	0.9601	33.32	0.9159	32.05	0.8985	31.33	0.9204	38.07	0.9761
SRFBN[12]	×2	38.11	0.9609	33.82	0.9196	32.29	0.9010	32.62	0.9328	39.09	0.9779
USRNet[20]	×2	37.72	-	33.49	-	32.10	-	31.79	-	-	-
MoG-DUN(ours)	×2	38.25	0.9614	34.00	0.9205	32.37	0.9020	32.75	0.9421	39.37	0.9783
MoG-DUN+(ours)	×2	38.32	0.9617	34.13	0.9220	32.42	0.9026	<u>33.07</u>	0.9443	39.54	0.9787
EDSR[5]	×3	34.65	0.9280	30.52	0.8462	29.25	0.8093	28.80	0.8653	34.17	0.9476
DPDNN[19]	×3	33.93	0.9240	30.02	0.8360	29.00	0.8010	27.61	0.8420	-	-
DSRN [55]	×3	33.88	0.9220	30.26	0.8370	28.81	0.7970	27.16	0.8280	-	-
RDN[8]	×3	34.71	0.9296	30.57	0.8468	29.26	0.8093	28.80	0.8653	34.13	0.9484
RCAN [9]	×3	34.74	0.9299	<u>30.65</u>	<u>0.8482</u>	29.32	0.8111	29.09	0.8702	<u>34.44</u>	<u>0.9499</u>
SRMDNF[11]	×3	34.12	0.9254	30.04	0.8382	28.97	0.8025	27.57	0.8398	33.00	0.9403
SRFBN[12]	×3	34.70	0.9292	30.51	0.8461	28.81	0.7868	28.73	0.8641	34.18	0.9481
USRNet[20]	×3	34.45	-	30.51	-	29.18	-	28.38	-	-	-
MoG-DUN(ours)	×3	34.76	0.9300	30.63	0.8479	29.24	0.8094	28.82	0.8651	34.34	0.9490
MoG-DUN+(ours)	×3	34.85	0.9306	30.70	0.8490	<u>29.30</u>	0.8104	<u>29.07</u>	<u>0.8682</u>	34.60	0.9502
EDSR[5]	×4	32.46	0.8968	28.80	0.7876	27.71	0.7420	26.64	0.8033	31.02	0.9148
DPDNN[19]	×4	31.72	0.8890	28.28	0.7730	27.44	0.7290	25.53	0.7680	-	-
DSRN [55]	×4	31.40	0.8830	28.07	0.7700	27.25	0.7240	25.08	0.7470	-	-
RDN[8]	×4	32.47	0.8990	28.81	0.7871	27.72	0.7419	26.61	0.8028	31.00	0.9151
RCAN [9]	×4	32.63	0.9002	28.87	0.7889	27.77	0.7436	26.82	0.8087	31.22	0.9173
D-DBPN[7]	×4	32.47	0.8990	28.82	0.7860	27.72	0.7400	26.38	0.7946	30.91	0.9137
SRMDNF[11]	×4	31.96	0.8925	28.35	0.7787	27.49	0.7337	25.68	0.7731	30.09	0.9024
SRFBN[12]	×4	32.47	0.8983	28.81	0.7868	27.72	0.7409	26.60	0.8015	31.15	0.9160
USRNet[20]	×2	32.45	-	28.83	-	27.69	-	26.44	-	-	-
MoG-DUN(ours)	×4	32.60	0.8998	28.84	<u>0.7873</u>	27.70	0.7403	26.63	0.8016	<u>31.26</u>	<u>0.9169</u>
MoG-DUN+(ours)	×4	32.66	0.9005	28.91	0.7889	<u>27.76</u>	0.7423	26.83	<u>0.8051</u>	31.48	0.9188

the nonlocal-AR module does make a contribution to the overall performance of MoG-DUN.

TABLE II: Average PSNR results with and without nonlocal-AR module for directly downsampling degradation ×3 with different Gaussian kernels width on four frequently-used benchmark datasets.

Methods	Kernel Width	Set5	Set14	BSD68	Urban100
w/o NL-AR	0.5	32.86	28.99	28.00	27.27
w NL-AR	0.5	32.98	29.11	28.12	27.51
w/o NL-AR	1.0	34.15	30.15	28.90	28.37
w NL-AR	1.0	34.34	30.23	28.99	28.63

To explore the impact of the number of unfolded stages on the SISR performance, we have conducted another experiment with varying the parameter T . Fig. 8 shows the average PSNR results of different stages T from two to six (with bicubic-downsampling and scaling factor of ×2, ×3 and ×4). It can be seen that the PSNR increases as the number of stages increases. However, the PSNR improvement rapidly saturates when $T \geq 4$, which justifies the choice of $T = 4$ in our implementation to balance the performance and computational complexity.

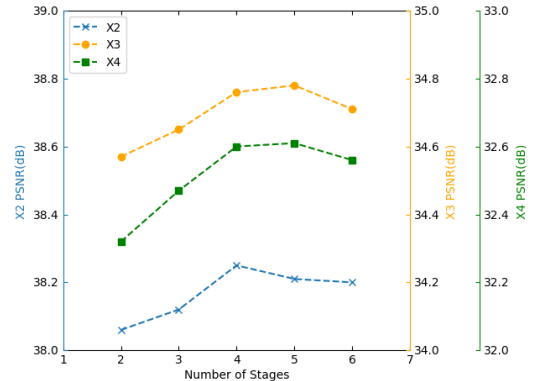


Fig. 8: The average PSNR performance as a function of parameter T (the total number of Unet stages) of proposed MoG-DUN with ×2, ×3, ×4 bicubic-downsampling on Set5 [48].

C. Experimental Results for the Default Setting

For bicubic downsampling, we have compared MoG-DUN with nine state-of-the-art image SR methods: EDSR [5], DPDNN [19], DSRN [55], RDN [8], RCAN [9], D-DBPN

[7], SRMDNF [11], SRFBN [12], USRNet [20]. Similar to [5], [8], we have also employed seven boosting strategies [56] to further improve our results (denoted by MoG-DUN+). The average PSNR and SSIM results of eight benchmark methods in Tab.I are cited from corresponding papers. It is easy to see that our method is superior to most of competing methods in terms of PSNR and SSIM values. When compared with a much deeper network RCAN [9] involving over 400 convolutional layers, we can achieve highly comparable and sometimes even better results.

The image comparison results for a scale factor of $\times 4$ are reported in Fig. 5. For this specific example, our SR-resolved result of 'Img_046' from *Urban100* are recovered with fewer visible artifacts (e.g., the glassy surface on the right side of the building) than other competing methods. Note that our PSNR result is also noticeably higher than the previous state-of-the-art RCAN at a lower cost. In another challenging example ('Img_078' from *Urban100* dataset), our method can recover much more faithful textured details as shown in Fig.6; while all other competing methods suffer from severe aliasing artifacts (i.e., distorted tile patterns). The visual quality improvement achieved by MoG-DUN is mainly due to the fact that our proposed model makes full use of the feature maps from former stages to refine the final result. Taking one more classic example known for its notorious aliasing distortion, Fig. 7 shows the results of bicubic $\times 2$ degradation of 'Img_002' from the *Set14* dataset. In addition to visually more pleasant SR reconstruction results (in terms of fewer artifacts), our work significantly outperforms other methods in terms of PSNR performance.

D. Experimental Results for the Interpolation Setting

For directly downsampling degradation, we have compared our model with five state-of-the-art image SR methods: EDSR [5], DPDNN [19], RDN [8], RCAN [9], SRFBN [12]. The average PSNR and SSIM results for three scaling factors of $\times 2$, $\times 3$, $\times 4$ are shown in Tab.III. The PSNR/SSIM results of five benchmark methods are retrained from the original source codes released by their authors. From Tab.III, we can observe that the proposed method is consistently superior to all five benchmark methods in terms of both PSNR and SSIM values. Subjective quality comparison results for a cartoon image at the scale factor of $\times 4$ are shown in Fig.9. Apparently, our SR result of 'img_109' is the closest to that of the ground-truth both subjectively and objectively; the PSNR gain over other competing methods is over 1.4dB for this specific case.

E. Experimental Results for the Realistic Setting

This scenario is arguable more challenging than the previous two due to the uncertainty with multiple degradation kernels. Five state-of-the-arts methods: EDSR [5], SRMDNF [11], RDN[8], RCAN [9], SRFBN [12] are used to demonstrate the effectiveness of our model. For this new degradation assumption, we have to retrained their models by either released source codes or published papers to generate the final results. The benchmark methods EDSR,RDN,RCAN and SRFBN only take the LR images as inputs and lack the

ability of handling multiple degradation. For a fair comparison, we have transformed those method into handling multiple degradations by taking LR images concatenated with expanded blur kernels maps as the inputs, following SRMDNF[11].

Tab. IV shows the average PSNR results of three different Gaussian kernel widths 0.5, 1.3, 2.6 and three different scaling factors $\times 2$, $\times 3$, $\times 4$ respectively. Four commonly used benchmark datasets are adopted to verify the effectiveness of our method. Tab. IV demonstrates that our method can achieve better performance than other competing methods. One can be seen that our method handles multiple degradations better than others. It is worth mentioning that the performance for the kernel width of 0.5 is not as good as that for the kernel width of 1.3. One possible explanation is that more information might get lost by down-sampling when Gaussian kernel width is 0.5. The visual quality comparisons are given in Fig. 10 and Fig. 11. Fig. 10 shows that SRFBN [12] and our method can recover sharper edges than other methods. However, SRFBN [12] generates more twisty artifacts than ours. From Fig. 11, we can observe that our method can achieve a clearer image with sharper edges than other benchmark methods, which justifies the superiority of our approach.

V. CONCLUSION

In this paper, we have demonstrated how to unfold the existing NARM into a multi-stage network implementation that is both explainable and efficient. The unfolded network consists of a concatenation of multi-stage building blocks each of which is decomposed of a deep denoising module, a fast nonlocal-AR module, and a versatile reconstruction module. This work extends the previous work DPDNN [19] in the following aspects. First, the new regularization term characterized by NARM leads to a three-way (instead of double-headed) alternating optimization, which in principle is applicable to other forms of regularization functions. Meantime, the improved incoherence property of NARM makes it suitable for SISR applications particularly on suppressing aliasing artifacts. Second, the unfolded network allows the hidden states of previous stages to be exploited by the later stage. Such densely connected recurrent network architecture is shown important to the recovery of missing high-frequency information in SISR. Extensive experimental results have been reported to show that our MoG-DUN is capable of achieving an improved trade-off between the cost (in terms of network parameter size) and the performance (in terms of both subjective and objective qualities of reconstructed SR images).

REFERENCES

- [1] C. Dong, C. C. Loy, K. He, and X. Tang, "Learning a deep convolutional network for image super-resolution," in *European Conference on Computer Vision*, 2014, pp. 184–199.
- [2] C. Ledig, L. Theis, F. Huszár, J. Caballero, A. Cunningham, A. Acosta, A. Aitken, A. Tejani, J. Totz, Z. Wang *et al.*, "Photo-realistic single image super-resolution using a generative adversarial network," in *Proceedings of the IEEE conference on computer vision and pattern recognition*, 2017, pp. 4681–4690.
- [3] J. Kim, J. Kwon Lee, and K. Mu Lee, "Accurate image super-resolution using very deep convolutional networks," in *Proceedings of the IEEE conference on computer vision and pattern recognition*, 2016, pp. 1646–1654.

TABLE III: Average PSNR and SSIM results for **directly** downsampling degradation on five benchmark datasets. The best performance is shown in bold.

Method	Scale	Set5 [48]		Set14 [49]		BSD100 [50]		Urban100 [51]		Manga109 [52]	
		PSNR	SSIM	PSNR	SSIM	PSNR	SSIM	PSNR	SSIM	PSNR	SSIM
EDSR[5]	×2	35.57	0.9444	31.30	0.8864	30.21	0.8666	28.82	0.8971	35.25	0.9446
DPDNN[19]	×2	35.51	0.9445	31.26	0.8865	30.13	0.8648	28.79	0.8972	35.15	0.9641
RDN[8]	×2	35.77	0.9458	31.38	0.8870	30.36	0.8692	29.54	0.9071	35.67	0.9658
RCAN [9]	×2	35.63	0.9449	31.34	0.8867	30.30	0.8677	29.19	0.9024	35.59	0.9651
SRFBN[12]	×2	35.66	0.9450	31.35	0.8866	30.28	0.8670	29.04	0.9002	35.42	0.9648
MoG-DUN(ours)	×2	35.99	0.9474	31.77	0.9333	30.53	0.8724	30.44	0.9200	36.33	0.9689
EDSR[5]	×3	31.50	0.8992	27.79	0.7976	27.19	0.7651	25.41	0.8038	29.13	0.9109
DPDNN[19]	×3	31.56	0.9004	27.82	0.7991	27.13	0.7638	25.47	0.8057	29.23	0.9121
RDN[8]	×3	31.91	0.9039	28.00	0.8017	27.38	0.7716	26.02	0.8204	29.91	0.9189
RCAN [9]	×3	31.81	0.9026	27.93	0.7994	27.33	0.7677	25.98	0.8188	29.68	0.9165
SRFBN[12]	×3	31.89	0.9033	27.96	0.8012	27.32	0.7686	25.85	0.8174	29.66	0.9172
MoG-DUN(ours)	×3	32.36	0.9095	28.21	0.8059	27.64	0.7806	27.15	0.8483	30.65	0.9279
EDSR[5]	×4	28.94	0.8528	25.98	0.7326	25.66	0.6961	23.47	0.7303	26.04	0.8567
DPDNN[19]	×4	28.94	0.8539	25.97	0.7341	25.57	0.6937	23.44	0.7309	25.96	0.8585
RDN[8]	×4	29.24	0.8608	26.16	0.7383	25.86	0.7053	24.05	0.7527	26.59	0.8688
RCAN [9]	×4	29.13	0.8580	26.18	0.7374	25.82	0.7002	23.95	0.7486	26.35	0.8643
SRFBN[12]	×4	29.09	0.8583	26.07	0.7354	25.72	0.6996	23.71	0.7402	26.32	0.8648
MoG-DUN(ours)	×4	29.65	0.8706	26.35	0.7448	25.98	0.7107	24.70	0.7744	26.99	0.8776




Fig. 9: SISR visual quality comparisons of different methods on 'Img_109' from Manga109 [52]. The degradation is directly downsampling with scale factor ×4.




Fig. 10: SISR visual quality comparisons of different methods on 'Img_039' from Urban100 [51]. The degradation involves Gaussian kernel with kernel width 1.3 and direct downsampling with scale factor ×3.

- [4] J. Kim, J. K. Lee, and K. M. Lee, "Deeply-recursive convolutional network for image super-resolution," in *2016 IEEE Conference on Computer Vision and Pattern Recognition (CVPR)*, 2016, pp. 1637–1645.
- [5] B. Lim, S. Son, H. Kim, S. Nah, and K. M. Lee, "Enhanced deep residual networks for single image super-resolution," in *2017 IEEE Conference on Computer Vision and Pattern Recognition Workshops (CVPRW)*, 2017, pp. 1132–1140.
- [6] W.-S. Lai, J.-B. Huang, N. Ahuja, and M.-H. Yang, "Deep laplacian pyramid networks for fast and accurate super-resolution," in *Proceedings of the IEEE conference on computer vision and pattern recognition*, 2017, pp. 624–632.
- [7] M. Haris, G. Shakhnarovich, and N. Ukita, "Deep back-projection networks for super-resolution," in *Proceedings of the IEEE conference on computer vision and pattern recognition*, 2018, pp. 1664–1673.
- [8] Y. Zhang, Y. Tian, Y. Kong, B. Zhong, and Y. Fu, "Residual dense network for image super-resolution," in *Proceedings of the IEEE Conference on Computer Vision and Pattern Recognition*, 2018, pp. 2472–2481.
- [9] Y. Zhang, K. Li, K. Li, L. Wang, B. Zhong, and Y. Fu, "Image super-resolution using very deep residual channel attention networks," in *Proceedings of the European Conference on Computer Vision (ECCV)*, 2018, pp. 286–301.
- [10] T. Dai, J. Cai, Y. Zhang, S.-T. Xia, and L. Zhang, "Second-order attention network for single image super-resolution," in *Proceedings of the IEEE conference on computer vision and pattern recognition*, 2019, pp. 11 065–11 074.
- [11] K. Zhang, W. Zuo, and L. Zhang, "Learning a single convolutional super-resolution network for multiple degradations," in *2018 IEEE/CVF Conference on Computer Vision and Pattern Recognition*, 2018, pp. 3262–3271.
- [12] Z. Li, J. Yang, Z. Liu, X. Yang, G. Jeon, and W. Wu, "Feedback network for image super-resolution," in *Proceedings of the IEEE Conference on Computer Vision and Pattern Recognition*, 2019, pp. 3867–3876.
- [13] J. Liu, W. Zhang, Y. Tang, J. Tang, and G. Wu, "Residual feature aggregation network for image super-resolution," in *Proceedings of the*

TABLE IV: Average PSNR results for **multiple** degradation on four benchmark datasets. The best performance is shown in bold.

Method	Kernel Width	Set5 [48]			Set14 [49]			BSD100 [50]			Urban100 [51]		
		$\times 2$	$\times 3$	$\times 4$	$\times 2$	$\times 3$	$\times 4$	$\times 2$	$\times 3$	$\times 4$	$\times 2$	$\times 3$	$\times 4$
EDSR[5]	0.5	35.52	32.37	29.67	32.09	28.63	26.61	30.94	27.69	26.04	29.77	26.03	23.93
SRMDNF[11]	0.5	35.01	31.30	28.83	31.11	27.98	26.04	30.12	27.14	25.55	27.66	24.76	22.93
RDN[8]	0.5	36.46	32.72	30.00	32.07	28.87	26.94	30.95	27.82	26.31	29.89	26.90	24.49
RCAN[9]	0.5	36.37	32.62	29.99	31.94	28.78	26.79	30.87	27.73	26.22	29.49	26.46	24.40
SRFBN[12]	0.5	36.31	32.56	29.92	31.86	28.72	26.88	30.78	27.75	26.16	28.57	25.67	24.21
MoG-DUN(ours)	0.5	36.60	32.94	30.13	32.42	29.01	26.97	31.09	28.01	26.41	30.53	27.04	24.75
EDSR[5]	1.3	37.51	33.87	31.29	33.26	29.97	28.01	31.98	28.84	27.12	30.69	27.45	25.30
SRMDNF[11]	1.3	35.67	32.58	30.17	31.89	29.24	27.31	31.00	28.32	26.71	28.60	26.20	24.30
RDN[8]	1.3	37.45	34.26	31.65	32.31	30.27	28.36	32.05	29.05	27.35	30.94	28.24	25.97
RCAN[9]	1.3	37.44	34.06	31.59	32.18	30.12	28.27	31.96	28.92	27.31	30.57	27.64	25.98
SRFBN[12]	1.3	37.39	34.09	31.55	33.21	30.08	28.26	31.89	28.87	27.26	30.66	27.84	25.71
MoG-DUN(ours)	1.3	38.11	34.51	32.00	33.87	30.40	28.46	32.19	29.15	27.38	31.73	28.42	26.22
EDSR[5]	2.6	33.79	33.07	31.47	30.09	29.46	28.18	29.02	28.48	27.27	26.89	26.69	25.22
SRMDNF[11]	2.6	32.28	31.83	30.32	29.09	28.72	27.45	28.34	27.94	26.87	25.62	25.69	24.44
RDN[8]	2.6	33.61	33.50	32.04	30.02	29.73	28.56	29.04	28.65	27.57	26.93	27.23	25.82
RCAN[9]	2.6	33.70	33.28	31.99	29.91	29.55	28.50	28.98	28.51	27.53	26.80	26.85	25.79
SRFBN[12]	2.6	33.64	33.15	31.74	29.94	29.47	28.36	28.89	28.37	27.38	26.78	26.81	25.66
MoG-DUN(ours)	2.6	37.91	34.64	32.48	33.61	30.52	28.85	32.30	29.26	27.71	30.85	28.06	26.22




Fig. 11: SISR visual quality comparisons of different methods on 'Img_092' from Urban100 [51]. The degradation involves Gaussian kernel with kernel width 2.6 and direct downsampling with scale factor $\times 2$.

IEEE/CVF Conference on Computer Vision and Pattern Recognition, 2020, pp. 2359–2368.

- [14] C. Molnar, *Interpretable machine learning*. Lulu.com, 2020.
- [15] N. Ahn, B. Kang, and K.-A. Sohn, "Fast, accurate, and lightweight super-resolution with cascading residual network," in *Proceedings of the European Conference on Computer Vision (ECCV)*, 2018, pp. 252–268.
- [16] S. Wisdom, T. Powers, J. Pitton, and L. Atlas, "Building recurrent networks by unfolding iterative thresholding for sequential sparse recovery," in *2017 IEEE International Conference on Acoustics, Speech and Signal Processing (ICASSP)*. IEEE, 2017, pp. 4346–4350.
- [17] C. Bertocchi, E. Chouzenoux, M.-C. Corbineau, J.-C. Pesquet, and M. Prato, "Deep unfolding of a proximal interior point method for image restoration," *Inverse Problems*, 2019.
- [18] J. R. Hershey, J. L. Roux, and F. Weninger, "Deep unfolding: Model-based inspiration of novel deep architectures," *arXiv preprint arXiv:1409.2574*, 2014.
- [19] W. Dong, P. Wang, W. Yin, G. Shi, F. Wu, and X. Lu, "Denoising prior driven deep neural network for image restoration," *IEEE transactions on pattern analysis and machine intelligence*, vol. 41, no. 10, pp. 2305–2318, 2018.
- [20] K. Zhang, L. Van Gool, and R. Timofte, "Deep unfolding network for image super-resolution," in *IEEE Conference on Computer Vision and Pattern Recognition*, 2020, pp. 3217–3226.
- [21] A. Buades, B. Coll, and J.-M. Morel, "A non-local algorithm for image denoising," in *2005 IEEE Computer Society Conference on Computer Vision and Pattern Recognition (CVPR'05)*, vol. 2, no. 2, 2005, pp. 60–65.
- [22] J. Yang, J. Wright, T. S. Huang, and Y. Ma, "Image super-resolution via sparse representation," *IEEE Transactions on Image Processing*, vol. 19, no. 11, pp. 2861–2873, 2010.
- [23] W. Dong, L. Zhang, G. Shi, and X. Li, "Nonlocally centralized sparse representation for image restoration," *IEEE Transactions on Image Processing*, vol. 22, no. 4, pp. 1620–1630, 2013.
- [24] K. I. Kim and Y. Kwon, "Single-image super-resolution using sparse regression and natural image prior," *IEEE Transactions on Pattern Analysis and Machine Intelligence*, vol. 32, no. 6, pp. 1127–1133, 2010.
- [25] W. Dong, L. Zhang, R. Lukac, and G. Shi, "Sparse representation based image interpolation with nonlocal autoregressive modeling," *IEEE Transactions on Image Processing*, vol. 22, no. 4, pp. 1382–1394, 2013.
- [26] Q. V. Le, J. Ngiam, A. Coates, A. Lahiri, B. Prochnow, and A. Y. Ng, "On optimization methods for deep learning," in *ICML*, 2011.
- [27] B. Adcock, A. C. Hansen, C. Poon, B. Roman *et al.*, "Breaking the coherence barrier: asymptotic incoherence and asymptotic sparsity in compressed sensing," *arXiv preprint arXiv:1302.0561*, 2013.
- [28] R. He, W.-S. Zheng, T. Tan, and Z. Sun, "Half-quadratic-based iterative minimization for robust sparse representation," *IEEE transactions on pattern analysis and machine intelligence*, vol. 36, no. 2, pp. 261–275, 2013.
- [29] K. Zhang, W. Zuo, Y. Chen, D. Meng, and L. Zhang, "Beyond a gaussian denoiser: Residual learning of deep cnn for image denoising," *IEEE Transactions on Image Processing*, vol. 26, no. 7, pp. 3142–3155, 2017.
- [30] K. Zhang, W. Zuo, S. Gu, and L. Zhang, "Learning deep cnn denoiser prior for image restoration," *arXiv preprint arXiv:1704.03264*, 2017.
- [31] R. Saab, R. Chartrand, and O. Yilmaz, "Stable sparse approximations via nonconvex optimization," in *IEEE international conference on acoustics, speech and signal processing*, 2008, pp. 3885–3888.
- [32] P. Jain, P. Kar *et al.*, "Non-convex optimization for machine learning," *Foundations and Trends® in Machine Learning*, vol. 10, no. 3-4, pp. 142–363, 2017.
- [33] I. Goodfellow, Y. Bengio, and A. Courville, *Deep learning*. MIT press, 2016.
- [34] S. Boyd, N. Parikh, and E. Chu, *Distributed optimization and statistical learning via the alternating direction method of multipliers*. Now Publishers Inc, 2011.
- [35] K. He, X. Zhang, S. Ren, and J. Sun, "Deep residual learning for image recognition," in *2016 IEEE Conference on Computer Vision and Pattern Recognition (CVPR)*, 2016, pp. 770–778.
- [36] G. Huang, Z. Liu, L. Van Der Maaten, and K. Q. Weinberger, "Densely

- connected convolutional networks,” in *Proceedings of the IEEE conference on computer vision and pattern recognition*, 2017, pp. 4700–4708.
- [37] J. Long, E. Shelhamer, and T. Darrell, “Fully convolutional networks for semantic segmentation,” in *Proceedings of the IEEE conference on computer vision and pattern recognition*, 2015, pp. 3431–3440.
- [38] P. O. Pinheiro, T.-Y. Lin, R. Collobert, and P. Dollár, “Learning to refine object segments,” in *European conference on computer vision*. Springer, 2016, pp. 75–91.
- [39] O. Ronneberger, P. Fischer, and T. Brox, “U-net: Convolutional networks for biomedical image segmentation,” in *International Conference on Medical image computing and computer-assisted intervention*. Springer, 2015, pp. 234–241.
- [40] Y. Zhao, Y. Shen, and J. Yao, “Recurrent neural network for text classification with hierarchical multiscale dense connections.” in *IJCAI*, 2019, pp. 5450–5456.
- [41] Y. Tai, J. Yang, and X. Liu, “Image super-resolution via deep recursive residual network,” in *Proceedings of the IEEE conference on computer vision and pattern recognition*, 2017, pp. 3147–3155.
- [42] P. Indyk and R. Motwani, “Approximate nearest neighbors: towards removing the curse of dimensionality,” in *Proceedings of the thirtieth annual ACM symposium on Theory of computing*, 1998, pp. 604–613.
- [43] X. Wang, R. Girshick, A. Gupta, and K. He, “Non-local neural networks,” in *Proceedings of the IEEE conference on computer vision and pattern recognition*, 2018, pp. 7794–7803.
- [44] D. Liu, B. Wen, Y. Fan, C. C. Loy, and T. S. Huang, “Non-local recurrent network for image restoration,” in *Advances in Neural Information Processing Systems*, 2018, pp. 1673–1682.
- [45] C. Tomasi and R. Manduchi, “Bilateral filtering for gray and color images,” in *Sixth international conference on computer vision (IEEE Cat. No. 98CH36271)*. IEEE, 1998, pp. 839–846.
- [46] K. Yue, M. Sun, Y. Yuan, F. Zhou, E. Ding, and F. Xu, “Compact generalized non-local network,” in *Advances in Neural Information Processing Systems*, 2018, pp. 6510–6519.
- [47] R. Timofte, E. Agustsson, L. Van Gool, M.-H. Yang, and L. Zhang, “Ntire 2017 challenge on single image super-resolution: Methods and results,” in *Proceedings of the IEEE Conference on Computer Vision and Pattern Recognition Workshops*, 2017, pp. 114–125.
- [48] M. Bevilacqua, A. Roumy, C. Guillemot, and M. L. Alberi-Morel, “Low-complexity single-image super-resolution based on nonnegative neighbor embedding,” in *British Machine Vision Conference 2012*, 2012, pp. 1–10.
- [49] R. Zeyde, M. Elad, and M. Protter, “On single image scale-up using sparse-representations,” in *Proceedings of the 7th international conference on Curves and Surfaces*, 2010, pp. 711–730.
- [50] D. Martin, C. Fowlkes, D. Tal, and J. Malik, “A database of human segmented natural images and its application to evaluating segmentation algorithms and measuring ecological statistics,” in *Proceedings Eighth IEEE International Conference on Computer Vision. ICCV 2001*, vol. 2, 2001, pp. 416–423.
- [51] J.-B. Huang, A. Singh, and N. Ahuja, “Single image super-resolution from transformed self-exemplars,” in *2015 IEEE Conference on Computer Vision and Pattern Recognition (CVPR)*, 2015, pp. 5197–5206.
- [52] Y. Matsui, K. Ito, Y. Aramaki, A. Fujimoto, T. Ogawa, T. Yamasaki, and K. Aizawa, “Sketch-based manga retrieval using manga109 dataset,” *Multimedia Tools and Applications*, vol. 76, no. 20, pp. 21 811–21 838, 2017.
- [53] Z. Wang, A. Bovik, H. Sheikh, and E. Simoncelli, “Image quality assessment: from error visibility to structural similarity,” *IEEE Transactions on Image Processing*, vol. 13, no. 4, pp. 600–612, 2004.
- [54] D. P. Kingma and J. Ba, “Adam: A method for stochastic optimization,” *arXiv preprint arXiv:1412.6980*, 2014.
- [55] W. Han, S. Chang, D. Liu, M. Yu, M. Witbrock, and T. S. Huang, “Image super-resolution via dual-state recurrent networks,” in *2018 IEEE/CVF Conference on Computer Vision and Pattern Recognition*, 2018, pp. 1654–1663.
- [56] R. Timofte, R. Rothe, and L. Van Gool, “Seven ways to improve example-based single image super resolution,” in *Proceedings of the IEEE Conference on Computer Vision and Pattern Recognition*, 2016, pp. 1865–1873.