

Keywords Fuzzy Logic, Neural-Symbolic Integration, Statistical Relational Learning, Collective Classification

NEURAL NETWORKS ENHANCEMENT THROUGH PRIOR LOGICAL KNOWLEDGE

A PREPRINT

Alessandro Daniele
Fondazione Bruno Kessler
Trento, Italy
daniele@fbk.eu

Luciano Serafini
Fondazione Bruno Kessler
Trento, Italy
serafini@fbk.eu

November 15, 2021

ABSTRACT

In the recent past, there has been a growing interest in Neural-Symbolic Integration frameworks, i.e., hybrid systems that integrate connectionist (neural networks) and symbolic approaches: on the one hand, connectionist approaches show remarkable abilities to learn from a large amount of data in presence of noise, on the other, pure symbolic methods can perform reasoning as well as learning from few samples. In theory, by combining the two paradigms, it could be possible to obtain a system that can both learn from data and apply inference over some background knowledge. Here we propose KENN (Knowledge Enhanced Neural Networks), a Neural-Symbolic architecture that injects prior knowledge, codified in a set of universally quantified FOL clauses, into a neural network model. In KENN, clauses are used to generate a new final layer of the neural network which modifies the initial predictions based on the knowledge. Among the advantages of this strategy, there is the possibility to include additional learnable parameters, the *clause weights*, each of which represents the strength of a specific clause, meaning that the model can learn the impact of the clause on the final predictions. As a special case, if the training data contradicts a constraint, KENN learns to ignore it, making the system robust to the presence of wrong knowledge. Moreover, the learned clause weights can be considered as an additional output of the learning process. Therefore, KENN provides a comprehensive way of incorporating the knowledge and, at the same time, it returns an updated version of the knowledge which includes the relative strength of each clause, providing in this way a better interpretation of the global behavior of the model. We evaluated KENN on two standard datasets for multi-label classification, showing that the injection of clauses, automatically extracted from the training data, sensibly improves the performances. In a further experiment with manually curated knowledge, KENN outperformed state-of-the-art methods on the VRD Dataset, where the task is to classify relationships between detected objects in images. Finally, to evaluate how KENN deals with relational data, we tested it with different learning configurations on Citeseer, a standard dataset for Collective Classification. The obtained results show that KENN is capable of increasing the performances of the underlying neural network even in the presence of relational data obtaining results in line with other methods that combine learning with logic.

1 Introduction

In the last decade, Deep Learning approaches gained a lot of interest in the AI community, becoming the state of the art on many fields, such as Computer Vision [1], Machine Translation [2], Speech Recognition [3] and so forth. However, the main downside of such methods is that they are demanding in terms of training data.

On the other hand, human beings are capable of learning new concepts with few examples (Few Shot Learning) and even in some cases with zero experience (Zero Shot Learning). One of the main reasons is due to their ability to make

use of previously acquired knowledge. In other words, the human brain is not just a randomly initialized model that learns from data, on the contrary, it often contains some sort of prior knowledge when approaching a new task.

Such knowledge could come for experience on different tasks. For instance, when learning to move around and avoid obstacles, humans can effectively learn the three-dimensional structure of the world by constructing an internal representation of it. When approaching a new task where visual data must be processed, they can make use of the previously learned representation, transferring the acquired knowledge into a new domain.

Another type of knowledge is the one provided by other human beings. For example, suppose we tell a kid: “A unicorn is a horse with a horn in its forehead”. Although the kid has no previous experience of unicorns, he will be able to recognize them, for example when watching a movie. This ability to exploit provided knowledge is crucial for effectively learn new concepts when training data is scarce.

In this paper, we are going to focus on this second type of knowledge. While in the case of humans such knowledge is often in the form of natural language definitions, in the proposed method it is provided as a set of logical formulas.

This work extends our previous research on KENN (*Knowledge Enhanced Neural Network*), a method to inject knowledge into models for multi-label classification [4]. While multi-label classification is an important topic in machine learning, the usage of knowledge is particularly relevant in the context of relational domains. For this reason, we propose an updated version of KENN which can deal with these kinds of domains.

Suppose we have a Neural Network for a classification task, which is called *base NN*, that takes in input the feature vector $\mathbf{x} \in \mathbb{R}^n$ and returns an output $\mathbf{y} \in [0, 1]^m$ which contains the predictions for m classes. A background knowledge \mathcal{K} is also provided. \mathcal{K} is defined as a set of clauses, i.e. disjunctions of literals, that represent constraints on the m classes to be predicted. For instance, in an image classification task, the clause $\forall x (Dog(x) \rightarrow Animal(x))$, stating that dogs are animals, can be used by KENN, in conjunction with the base NN, to predict the two labels *Dog* and *Animal*.

Figure 1 shows a high-level overview of KENN.

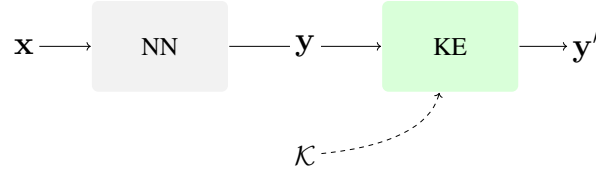


Figure 1: KENN model: features are given as input to a neural network (NN) and predictions on predicates values are returned. Knowledge Enhancer modifies the predictions based on logical constraints (\mathcal{K})

Predictions \mathbf{y} are revised by a differentiable function, called *Knowledge Enhancer* (KE), which corresponds to a new layer on top of the base NN. Its role is to update the predictions \mathbf{y} of the base NN into \mathbf{y}' to increase the truth value of each clause $c \in \mathcal{K}$. Since both base NN and KE are differentiable, the entire architecture is differentiable end-to-end, making it possible to apply back-propagation algorithm directly on the whole model.

KE increases the satisfaction of each clause c separately obtaining $|\mathcal{K}|$ different vectors, each of which represents the changes to be applied on \mathbf{y} to obtain the improvement of satisfaction of c . These changes are combined linearly to obtain the final change to be applied on the base NN’s predictions.

An important question arises: what does it mean to increase the satisfaction of a clause? We use fuzzy semantic, where the satisfaction of a clause is given by applying a t-conorm function \perp on the truth values of the literals of the clause. Therefore, the objective of the final layer should be increasing the value of the chosen t-conorm. However, we are not relying on an optimization process to add knowledge, so it is not possible to just optimize the value of the t-conorm at run time. On the contrary, we want to inject the knowledge as a differentiable layer on top of a neural network: the optimization must be done analytically!

To do so, we propose the concept of *t-conorm boost functions* (TBFs). Intuitively, a TBF is a function $\delta : [0, 1]^n \rightarrow [0, 1]^n$ that proposes the changes to be applied on a set of n truth values to increase the value of the t-conorm applied on them: $\perp(\mathbf{t} + \delta(\mathbf{t})) \geq \perp(\mathbf{t})$. KENN include a soft differentiable approximation of a TBF in its last layer and it uses it to enhance the prediction of the base NN.

Moreover, KE contains additional parameters that can be learned as well: for each clause $c \in \mathcal{K}$ there is an associated *clause weight* w_c which determines the strength of c , i.e., it defines the influence that the clause has on the final predictions. Differently from other Neural-Symbolic integration approaches, clauses weights are not given, but they are

learned. Moreover, by changing the weight of clause, KENN can learn to ignore clauses in the Prior Knowledge that are not fully satisfied inside training data by assigning zero to the weight.

We evaluated KENN on multiple aspects. Experiments on Yeast dataset [5] and Emotions dataset [6] (two standard dataset for multi-label classification), we used clauses generated directly from the training data. Results showed that KENN can make efficient usage of this kind of rules, proving to be robust to the presence of imperfect background knowledge.

In a second experiment, we tested KENN on the Predicate Detection task of Visual Relationship Detection Dataset (VRD Dataset) [7] using a manually curated prior knowledge proposed by [8]. The task consists in finding the relationships between pairs of objects inside an image and it contains a *Zero Shot Learning* sub-tasks where the objective is to predict types of relationships not available at training time. In this dataset, KENN outperformed state of the art methods, with the best results on *Zero Shot Learning*. Moreover, KENN outperformed Logic Tensor Networks, one of the major competitors of KENN, using the same knowledge.

Finally, the latest experiments were conducted to test the efficacy of KENN in the context of relational domains. For this purpose, we applied KENN on Citeseer [9], a standard dataset for Collective Classification [10]. The experiments on this dataset are particularly relevant since they provide some insight on the usage of KENN on relational domains and they give us a comparison between KENN and two other approaches: Semantic Based Regularization (SBR) [11] and Relational Neural Machines (RNM) [12]. The evaluation was conducted with two different learning paradigms of Collective Classification, namely Inductive and Transductive Learning. Moreover, the experiments were applied to different splits of the dataset to evaluate the three methods performances at the varying of the number of training samples.

2 State of the Art

Many previous works attempt to learn in the presence of logical knowledge. Among them, works in Statistical Relational Learning use the knowledge to generate probabilistic graphical models which define a probability distribution. Two prominent examples are (Hybrid) Markov Logic Networks [13, 14], that uses weighted FOL rules as a template for building Markov Random Fields [15], and *Probabilistic Soft Logic* (PSL) [16], which extends MLN by using a continuous relaxation of the variables to gain efficiency.

A different line of research, called Neural-Symbolic Integration, combines neural network architectures with logical knowledge [17].

One of the main techniques used to include prior knowledge into a neural network consists on treating the logical rules as constraints to be maximized through the usage of a regularization term in the loss function. Among the methods that use this technique there is *Semantic Loss Function* [18] which includes propositional knowledge into a neural network by maximizing the probability of the knowledge to be true. *Logic Tensor Network* (LTN) [19, 20, 8, 21] and *Semantic Based Regularization* (SBR) [11] do not restrict on propositional logic, instead, they can work with FOL knowledge. This time, a fuzzy logic semantic is used. Another approach that adds the knowledge through the loss function is DL2 [22], which is used in regression tasks. In this case, the predicates represent comparison constraints between different terms (outputs of model and constants). Finally, in [23] the regularization term is applied on unlabelled samples in the context of Semi-Supervised Learning.

A different approach, proposed in [24], is to use a distillation mechanism to inject FOL rules where the model is composed of two networks: the teacher and the student. The teacher copies the behavior of the student network, but at the same time optimizes the satisfaction of the rules. The student network imitates the teacher, but it also optimizes the prediction on the training data.

A different strategy, used also by the proposed method (KENN), is to inject the knowledge directly into the structure of the neural network. Being part of the model, the knowledge is automatically enforced even at inference time instead of being optimized only during training. Another advantage of this type of technique is that it is possible to include rules weights as learnable parameters instead of defining them as hyper-parameters. This makes methods like KENN suitable for scenarios where the given knowledge contains errors or when rules are softly satisfied in the real world but it is not known in advance the extent on which they are correct.

Another method, proposed by Li and Srikumar, that injects the knowledge directly into the structure of the model is restricted to implications rules with exactly one consequent [25]. However, it does not learn the clause weights, which are hyper-parameters.

Finally, Relational Neural Networks (RNM) is also an architecture that adds the logic directly into the model [12]. As the best of our knowledge, it is the only method other than KENN which is capable of integrating logical knowledge

with a neural network while learning the clause weights. However, the logic is not included inside the model as a function, but it is enforced by an optimization process that applies MAP inference. This reduces the scalability of RNM since the optimization must be performed at inference time, and also at each training step. On the other hand, KENN uses the logic to build a new layer of the network which enforces the satisfaction of the knowledge without the need to perform optimization. A more detailed comparison between KENN and RNM is in Section 5.

3 Prior Knowledge Enhancement

3.1 T-conorm functions

In fuzzy logic, the satisfaction of a disjunction of literals is represented with a t-conorm function, which maps the truth values (expressed in the range $[0, 1]$) of two literals to the truth value of their disjunction.

Definition 1. A t-conorm $\perp : [0, 1] \times [0, 1] \rightarrow [0, 1]$ is a binary function which satisfies the following properties:

1. $\perp(a, b) = \perp(b, a)$
2. $\perp(a, b) \leq \perp(c, d)$ if $a \leq c$ and $b \leq d$
3. $\perp(a, \perp(b, c)) = \perp(\perp(a, b), c)$
4. $\perp(a, 0) = a$

We represent a t-conorm as a unary function over vectors ($\mathbf{t} = \langle t_1, t_2 \dots t_n \rangle$):

$$\perp(\mathbf{t}) = \perp(t_1, \perp(t_2, \perp(t_3 \dots \perp(t_{n-1}, t_n))))$$

Given a clause c composed of n literals, if the i^{th} component of \mathbf{t} is the truth value of the i^{th} literal of c , then $\perp(\mathbf{t})$ is the truth value of c . In the following, we will use the vector \mathbf{t} to represent the predictions of the literals' truth values and vector \mathbf{y} for the predictions of all the grounded atoms.

3.2 Prior Knowledge

We define the Prior Knowledge in terms of formulas of a function-free first order language \mathcal{L} . Its signature is defined with a set of constants $\mathcal{C} \triangleq \{a_1, a_2, \dots a_l\}$ and a set of predicates $\mathcal{P} \triangleq \{P_1, P_2 \dots P_q\}$.

Unary predicates can be used to express properties of singular objects. For instance, to represents that a person $a \in \mathcal{C}$ is a smoker, we can use $Smoker(a)$, where $Smoker \in \mathcal{P}$ is a predicate with arity one. Predicates with higher arity can express relations among multiple objects in the domain, e.g. $Friends(a, b)$ states that person a is a friend of b .

The Prior Knowledge is defined as a set of clauses: $\mathcal{K} \triangleq \{c_1, c_2, \dots c_r\}$. A clause is a disjunction of literals, each of which is a possibly negated atom:

$$c \triangleq \bigvee_{i=1}^m l_i$$

where m is the number of literals in c and l_i is the i^{th} literal. We assume that there are no repeated literals.

As an example, the clause $\neg Smoker(x) \vee \neg Friends(x, y) \vee Smoker(y)$ states that if a person x is a smoker and he is a friend of another person y , then y is also a smoker.

Notice that the previous clause has no constants and the two variables x and y in it are assumed to be universally quantified. This is because we are interested in representing general knowledge, and in the following, we will always apply this assumption implicitly to each clause in our knowledge.

We define the grounding of a clause c , denoted by $c[x/a, y/b \dots]$, as the clause obtained by substituting all of its free variables with the corresponding constant symbol. For instance, if we take into consideration two specific persons a and b , then

$$(\neg Smoker(x) \vee \neg Friends(x, y) \vee Smoker(y))[x/a, y/b]$$

is equivalent to

$$\neg Smoker(a) \vee \neg Friends(a, b) \vee Smoker(b)$$

We will denote with $\mathcal{G}(c, \mathcal{C})$ the set of all the groundings of a clause c and with $\mathcal{G}(\mathcal{K}, \mathcal{C})$ the set of all the grounded clauses.

3.3 Semantic of \mathcal{L}

The semantic of \mathcal{L} is defined by the Neural Interpretation, which is an interpretation induced by a neural network \mathcal{N} , which is responsible for calculating the initial interpretation for the grounded atoms.

More precisely, constants symbol are interpreted as continuous features in \mathbb{R} while predicate symbols interpretation is given by \mathcal{N} .

Since we are dealing with neural network predictions, which returns continuous values, we can not make use of classic logic. Indeed, the semantic of logical connectives can not be defined with the usual truth tables. We rely on fuzzy logic instead.

3.4 Neural interpretation

The neural interpretation is defined by function \mathcal{I}_N which maps constant symbols $o \in \mathcal{C}$ of \mathcal{L} to real-valued vectors that represent the features of the corresponding objects in the real world. On the other hand, the truth values of atoms are mapped to the predictions of the base NN \mathcal{N} .

In the most simple case, given a predicate $P \in \mathcal{P}$ with arity n , \mathcal{N} takes as input the interpretations (i.e. features) of n constants symbols and returns the truth value of P for such values.

Formally, given a list of constants $o_i \in \mathcal{C}$, a predicate $P \in \mathcal{P}$ with arity n , an atomic formula A and a clause c :

- $\mathcal{I}_N(o_i) = \mathbf{x}_i$, with $\mathbf{x}_i \in \mathbb{R}^l$
- $\mathcal{I}_N(P) = \mathcal{N}_P$, where $\mathcal{N}_P : \mathbb{R}^{nl} \rightarrow [0, 1]$ is a neural network which takes as input the interpretation (features) $\mathcal{I}_N(o_1), \mathcal{I}_N(o_2) \dots \mathcal{I}_N(o_n)$ of n constant symbols and predicts the truth value of $P(o_1, o_2 \dots o_n)$
- $\mathcal{I}_N(\neg A) = 1 - \mathcal{I}_N(A)$
- $\mathcal{I}_N(c) = \perp(\mathcal{I}_N(l_1), \mathcal{I}_N(l_2), \dots, \mathcal{I}_N(l_m))$, where \perp is the t-conorm function (see Section 3.1)

The enhanced interpretation \mathcal{I}_E is defined by a function, called *Knowledge Enhancer*, which takes as input the Neural Interpretation and updates it to increase the satisfaction of the clauses in \mathcal{K} (taking also in consideration the learned weight of each clause). The enhanced interpretation is equivalent to the neural one, except for the interpretation of a predicate, which is now changed by the KE.

3.5 t-conorm boost functions

Intuitively, the KE should implement a function $\delta : [0, 1]^n \rightarrow [0, 1]^n$, called *t-conorm boost function*, which increases the value of $\perp(\mathbf{t})$.

Definition 2. A function $\delta : [0, 1]^n \rightarrow [0, 1]^n$ is a t-conorm boost function (TBF) if:

$$\forall n \in \mathbb{N} \quad \forall \mathbf{t} \in [0, 1]^n \quad 0 \leq t_i + \delta(\mathbf{t})_i \leq 1$$

Let Δ denote the set of all TBFs.

Proposition 1. For every t-conorm \perp and every TBF δ , $\perp(\mathbf{t}) \leq \perp(\mathbf{t} + \delta(\mathbf{t}))$

Proof. By definition of TBF, $\forall i \in [1, n]$, $t_i \leq t_i + \delta(\mathbf{t})_i$; the conclusion directly follows from Property 2. of t-conorms. \square

TBFs are used in the KE to update the initial predictions \mathbf{y} done by the base NN. While there are infinite many TBFs, not all of them can be used for our purposes. Consider for example the function $\delta(\mathbf{t}) = \mathbf{1} - \mathbf{t}$: this of course is a TBF and it makes the t-conorm completely true for every possible initial predictions:

$$\perp(\mathbf{t} + \delta(\mathbf{t})) = \perp(\mathbf{t} + \mathbf{1} - \mathbf{t}) = \perp(\mathbf{1})$$

Although the constraint reaches its maximum satisfaction, such a function returns a constant value for each literal ($\forall i \ t_i = 1$) which is useless for our purposes since the NN's predictions are not taken into account. We want to find a balance between the NN's predictions and the satisfaction of the clause: the TBF should keep the change on the initial predictions as minimal as possible. Therefore we look at TBF's that improve the t-conorm value *in a minimal way* so that it is not possible to obtain a higher improvement with smaller modifications on literals values. An example of this idea can be seen in Fig. 2. We now define the concept of minimality for a TBFs.

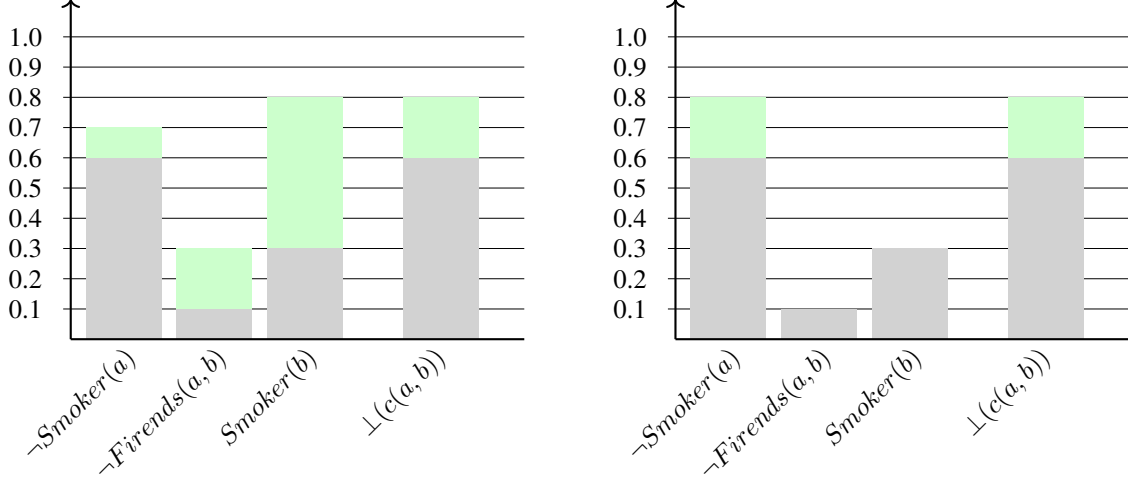


Figure 2: Effect of TBFs on base NN predictions for the grounded clause $c(a, b) : \neg \text{Smoker}(a) \vee \neg \text{Friends}(a, b) \vee \text{Smoker}(b)$, where predicate *Friends* is true when the two persons are friends. The gray areas represent the original predictions of the base NN while the green ones the changes applied by the TBF. The last bar represents the truth value of c under the Gödel t-conorm, which is increased in both cases. Indeed, both graphs shows a TBF. The improvements on the left are not minimal, since it is possible to reach the same improvement with smaller changes. On the contrary, the TBF on the right is minimal for the Gödel t-conorm.

Definition 3. A function $\delta \in \Delta$ is minimal with respect to a norm $\|\cdot\|$ and a t-conorm \perp iff:

$$\begin{aligned} \forall \delta' \in \Delta \quad \forall n \in \mathbb{N} \quad \forall \mathbf{t} \in [0, 1]^n \\ \|\delta'(\mathbf{t})\| < \|\delta(\mathbf{t})\| \rightarrow \perp(\mathbf{t} + \delta'(\mathbf{t})) < \perp(\mathbf{t} + \delta(\mathbf{t})) \end{aligned} \quad (1)$$

Minimal TBF is defined with respect to a given norm $\|\cdot\|$ and a t-conorm \perp . We are going to focus on Gödel t-conorm which is defined as

$$\perp(\mathbf{t}) = \max_{i=1}^n t_i$$

and l_p -norm:

$$\|\mathbf{t}\|_p = \left(\sum_{k=1}^n |t_k|^p \right)^{1/p}$$

Notice that Gödel t-conorm value depends only on the highest literal in the clause. Since we are interested in the minimal change in the predictions it seems reasonable to increase only the highest truth value.

For any function $f : \mathbb{R}^n \rightarrow \mathbb{R}$ we define $\delta^f : \mathbb{R}^n \rightarrow \mathbb{R}^n$ as

$$\delta^f(\mathbf{t})_i = \begin{cases} f(\mathbf{t}) & \text{if } i = \operatorname{argmax}_{j=1}^n t_j \\ 0 & \text{otherwise} \end{cases} \quad (2)$$

Theorem 1. If we choose function f such that $0 \leq f(\mathbf{t}) \leq 1 - \max_{j=1}^n t_j$, then δ^f function is minimal TBFs for the Gödel t-conorm and l_p -norm.

Fig. 3 shows a geometric interpretation for Theorem 1. In the example, it is shown a specific case: the initial truth values for the two literals $\neg \text{Smoker}(x)$ and $\text{Cancer}(x)$ are 0.5 and 0.3 respectively. The Gödel t-conorm value is 0.5, since it is the highest value. To be minimal, a TBF must increase the value of the t-conorm with the smallest possible change, meaning that it is not possible to reach the same improvement on the t-conorm with smaller changes. The blue circle contains the set of points that apply a smaller change to \mathbf{t} than δ^f (in this case, we consider the l_2 -norm). The picture shows that for all those points the Gödel t-conorm is smaller than 0.65, the value obtained by using δ^f .

Of course, this does not represent a proof for the minimality of δ^f , since it is applied to a specific set of truth values and it considers only l_2 -norm. We need to prove it formally.

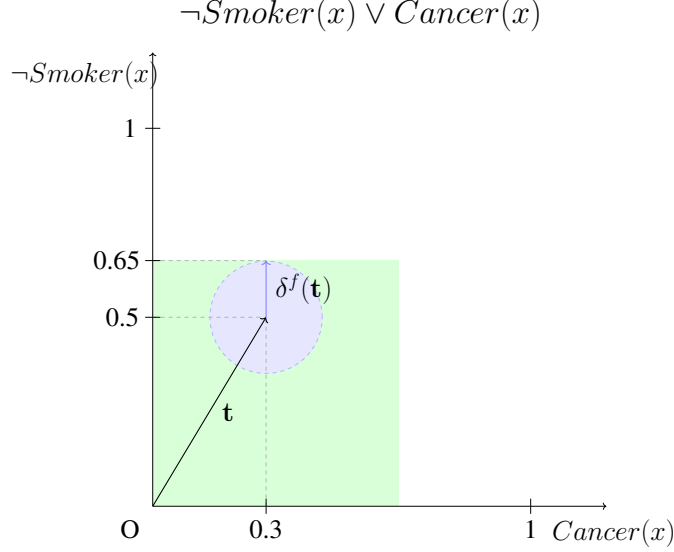


Figure 3: Geometric intuition for minimality of δ^f : an example with $\mathbf{t} = [0.3, 0.5]$ (black line). The blue circle represents the set of points $\mathbf{t} + \mathbf{k}$ with $\|\mathbf{k}\|_2 < \|\delta^f(\mathbf{t})\|_2$. The green area is the set of all point $\mathbf{t} + \mathbf{k}$ with $\perp(\mathbf{t} + \mathbf{k}) < \perp(\mathbf{t} + \delta^f(\mathbf{t}))$. The blue area is completely inside the green square, i.e. $\delta^f(\mathbf{t})$ (blue line) is the minimal change we could apply for incrementing the t-conorm of 0.15.

Proof. It is easy to see that $\delta(\mathbf{t})$ is a TBF: the function always returns values inside the range $[0, 1]$ and even the final predictions are in this range. We need to prove that it is minimal. Suppose that $\delta \in \Delta$ is such that

$$\|\delta(\mathbf{t})\|_p < \|\delta^f(\mathbf{t})\|_p$$

If $j = \operatorname{argmax}_{k=1}^n (t_k + \delta(\mathbf{t})_k)$, we can derive:

$$\perp(\mathbf{t} + \delta(\mathbf{t})) = t_j + \delta(\mathbf{t})_j$$

and, if $i = \operatorname{argmax}_{k=1}^n t_k$, we have that

$$\perp(\mathbf{t} + \delta^f(\mathbf{t})) = t_i + f(\mathbf{t})$$

Since $t_i \geq t_j$, we just need to demonstrate that $\delta(\mathbf{t})_j < f(\mathbf{t})$. Notice that:

$$\delta(\mathbf{t})_j = (|\delta(\mathbf{t})_j|^p)^{1/p} \leq \left(\sum_{k=1}^n |\delta(\mathbf{t})_k|^p \right)^{1/p} = \|\delta(\mathbf{t})\|_p < \|\delta^f(\mathbf{t})\|_p$$

Since $\delta^f(\mathbf{t})$ changes only the value of the i^{th} component of \mathbf{t} , $\|\delta^f(\mathbf{t})\|_p = f(\mathbf{t})$. □

3.6 Boosting preactivations

Applying directly a TBF to the final prediction of the base NN could be problematic since we have to respect the constraint that the improved values remain in $[0, 1]$. This limits the possible functions f that can be used. For instance, f cannot be a linear function. Notice that the outputs \mathbf{y} of the NN are calculated by applying an activation function over the preactivations \mathbf{z} generated in the last layer. We assume the activation function of the last layer of the base NN to be the logistic function, i.e.:

$$y_i = \sigma(z_i) = \frac{1}{1 + e^{-z_i}}$$

where y_i is the activation of the i^{th} predicate and z_i the corresponding preactivation. As with the activations, we distinguish between preactivations of the grounded atoms and the ones of the literals of a grounded clause by using \mathbf{z} and \mathbf{v} respectively. More precisely:

$$\mathbf{v} = \sigma^{-1}(\mathbf{t})$$

In section 3.5 we showed that if we increase only the value of the highest literal (highest activation), such a change is minimal for Gödel t-conorm. We can apply the same strategy to preactivations and still have a minimal change that

increases the t-conorm. In other words, we can increase v_i instead of t_i , when $i = \operatorname{argmax}_{j=1}^n v_j$ and the previously proven properties still hold.

The initial predictions are $\mathbf{t} = \sigma(\mathbf{v})$ and the final ones are $\mathbf{t}' = \sigma(\mathbf{v} + \delta^f(\mathbf{v}))$.

Proposition 2. *For any function $f : \mathbb{R}^n \rightarrow \mathbb{R}^+$, the function*

$$\delta^g(\mathbf{t}) = \sigma(\mathbf{v} + \delta^f(\mathbf{v})) - \sigma(\mathbf{v}) \quad (3)$$

is a minimal TBF for Gödel t-conorm and l_p -norm.

Proof. Notice that final predictions $\mathbf{t}' = \sigma(\mathbf{v} + \delta^f(\mathbf{v}))$ are in $[0, 1]$ since this range is the image of logistic function. Furthermore, σ is monotonic increasing, which means that the highest preactivation corresponds to the highest activation:

$$\operatorname{argmax}_{j=1}^n \sigma(v_j) = \operatorname{argmax}_{j=1}^n v_j$$

Another implication of the monotonicity of σ is that increasing a preactivation produces also an increase of the corresponding activation:

$$f(\mathbf{v}) \geq 0 \rightarrow \sigma(v_i + f(\mathbf{v})) \geq \sigma(v_i)$$

Putting the previous two together we obtain that increasing the highest preactivation does indeed imply that an increase of the highest activation, meaning that δ^g is a minimal TBF.

More formally, let's define function $g(\mathbf{t}) = \sigma(v_i + f(\mathbf{v})) - \sigma(v_i)$. We obtain:

$$\begin{aligned} \delta^g(\mathbf{t})_i &= \sigma(\mathbf{v} + \delta^f(\mathbf{v}))_i - \sigma(\mathbf{v})_i \\ &= \begin{cases} g(\mathbf{t}) & \text{if } i = \operatorname{argmax}_{j=1}^n t_j \\ 0 & \text{otherwise} \end{cases} \end{aligned} \quad (4)$$

Theorem 1 guarantees that δ^g is a minimal TBF for Gödel t-conorm and l_p -norm \square

The function δ^g is not directly used by KENN; it is implicitly induced by the application of δ^f on \mathbf{v} . Therefore, by showing that it is a minimal TBF, we prove that applying δ^f on \mathbf{v} is indeed equivalent to apply a minimal TBF on the NN predictions.

Until now we have seen that we can modify the preactivations \mathbf{v} instead of changing directly the final truth values (\mathbf{t}), but we haven't justified why it is better to do this. The first reason is that applying changes on \mathbf{v} has the advantage of guaranteeing the final predictions to be in $[0, 1]$ which means that we don't have any constraint on the choice of function f . Moreover, we could interpret the results of the Neural Network as levels of confidence in its predictions. According to this view, an initial value close to one (or zero) of the activation means high confidence in the prediction and we would like f to apply a small change in such cases. On the other hand, if the initial prediction is close to 0.5 (preactivation close to 0) then we have the maximum uncertainty. Fig. 4 shows how the same change on two different preactivation values results in different changes on the activations: the closer the initial value is to zero (maximum uncertainty), the higher the change on final truth values.

Summarizing, to increase c satisfaction we increase the preactivation of its highest literal. The extent of the change depends on the function f . KENN uses a distinct f_c function for every clause c . This is motivated by the fact that we want δ^{f_c} to be proportional to *clause weight* w_c (learnable parameter) which expresses the strength of the clause. The simplest function that conforms to this property is the constant function w_c (with $w_c \in [0, \infty]$). The function applied to \mathbf{v} to increase c satisfaction is therefore δ^{w_c} defined as in 2:

$$\delta^{w_c}(\mathbf{v})_i = \begin{cases} w_c & \text{if } i = \operatorname{argmax}_{j=1}^n v_j \\ 0 & \text{otherwise} \end{cases} \quad (5)$$

3.7 Soft approximation of δ^{w_c}

Although δ^{w_c} respects our minimality property, there are two problems when using it inside a neural network: first, it is not differentiable; second, it is too strict when multiple literals have close values. In those cases, it increases just one of the values even if the difference is minimal. To obviate these problems, in our implementation we substitute δ^{w_c} with the softmax function multiplied by w_c , that can be seen as a soft differentiable approximation of δ^{w_c} :

$$\delta_s^{w_c}(\mathbf{v})_i = w_c \cdot \operatorname{softmax}(\mathbf{v})_i = w_c \cdot \frac{e^{v_i}}{\sum_{j=1}^n e^{v_j}} \quad (6)$$

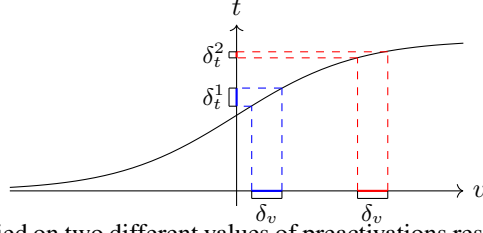


Figure 4: The same change δ_v applied on two different values of preactivations results in different changes on activations: the more close the preactivation to zero (maximum uncertainty) the highest the modification on final predictions

3.8 Increasing the satisfaction of the entire knowledge

Until now we considered only the changes to be applied to increase a single clause, while in the general case \mathcal{K} will be composed of multiple clauses. We need a way to aggregate the multiple changes proposed by each clause to obtain the final changes to be applied on all the predictions based on the entire knowledge.

Notice that we always used vectors \mathbf{v} and \mathbf{t} which contain only the preactivations and activations of the literals of the considered clause. In practice, when dealing with specific real world tasks, the base NN produces the preactivations \mathbf{z} of every atomic formula. For this reason, the inputs of a specific TBF must be created from \mathbf{z} .

Given a grounded clause $c = \bigvee_{i=1}^m l_i$ we define \mathbf{z}_c as the vector containing preactivations of its literals:

$$\mathbf{z}_c = \langle z_{l_1}, z_{l_2}, \dots, z_{l_m} \rangle$$

where z_{l_i} is the preactivation of literal l_i .

Calculating \mathbf{z}_c is a straightforward task since we need just to select the right predictions of the base NN and negate them when necessary. Indeed, at the level of the base NN, the predictions are always on atomic formulas (positive), which means that we need to define the preactivations of a negated atom.

As seen in Section 3.3, the negation is interpreted as:

$$\mathcal{I}_N(\neg A) = 1 - \mathcal{I}_N(A)$$

Logistic function has the following property:

$$1 - \sigma(x) = \sigma(-x)$$

and given that we work with preactivations:

$$\mathcal{I}_N(\neg A) = 1 - \mathcal{I}_N(A) = 1 - \sigma(z_A) = \sigma(-z_A)$$

where z_A is the preactivation of grounded atom A .

Therefore, the preactivation of a negated atom is equal to the one of the not negated atom multiplied by -1:

$$z_{\neg A} = -z_A$$

3.9 Vectorial representation of a grounded clause

From now on, we are going to use a vectorial representation for grounded clauses: a clause c is defined by a pair of vectors $(\mathbf{p}_c, \mathbf{s}_c)$:

- $\mathbf{p}_c \in \mathbb{N}^m$ is a vector containing the positions inside \mathbf{z} of the grounded atoms in c
- $\mathbf{s}_c \in \{0, 1\}^m$ is a polarity vector which contains the sign of the literals of c

As an example, consider the grounded clause $c : A_1 \vee \neg A_3$, where A_1 and A_2 are grounded atoms that can be find in positions 1 and 3 inside vector \mathbf{z} . The two vectors are $\mathbf{p}_c = \langle 1, 3 \rangle$ and $\mathbf{s}_c = \langle 1, -1 \rangle$.

At this point, we define function $\phi : \mathbb{R}^n \times \mathbb{N}^m \times \{0, 1\}^m \rightarrow \mathbb{R}^m$ which calculates the vector \mathbf{z}_c with preactivations of literals of $c = (\mathbf{p}, \mathbf{s})$:

$$z_{c,i} = \phi(\mathbf{z}, \mathbf{p}, \mathbf{s})_i = s_i \cdot z_{p_i} \quad (7)$$

Given the vector \mathbf{z}_c , we can apply the (soft approximation of the) TBF to obtain δ_c^l :

$$\delta_c^l = \delta_s^w(\mathbf{z}_c)$$

where w is the weight of clause c . Notice that δ_c^l contains the changes to be applied on literals preactivations, not on the original grounded atoms in \mathbf{z} . To obtain the changes for the atomic formulas we rely on function $\phi' : \mathbb{R}^n \times \mathbb{N}^m \times \{0, 1\}^m \rightarrow \mathbb{R}^m$ which works in reverse of ϕ :

$$\phi'(\delta_c^l, \mathbf{p}, \mathbf{s})_i = \begin{cases} s_j \cdot \delta_{c,j}^l & \text{if } \exists j : p_j = i \\ 0 & \text{otherwise} \end{cases} \quad (8)$$

The final changes on \mathbf{z} based on clause $c = (\mathbf{p}, \mathbf{s})$ are:

$$\begin{aligned} \delta_c(\mathbf{z}) &= \phi'(\delta_c^l, \mathbf{p}, \mathbf{s}) \\ &= \phi'(\delta_s^w(\phi(\mathbf{z}, \mathbf{p}, \mathbf{s})), \mathbf{p}, \mathbf{s}) \end{aligned} \quad (9)$$

At this point, we need to define how to aggregate the various contributions of each clause. We use a simple sum of such values to obtain the final change. The final predictions \mathbf{y}' are calculated as:

$$\mathbf{y}' = \sigma(\mathbf{z} + \sum_{c \in \mathcal{G}(\mathcal{K}, \mathcal{C})} \delta_c(\mathbf{z})) \quad (10)$$

The choice of the sum as the aggregator of the various contributions makes learning and inference fast. In this way, the scalability is increased but also the probability of inconsistency between the final predictions and the logical rules. This aspect will be further investigated in Section 5, where the extent of the problem will be analyzed and a comparison with RNM from this point of view will be provided.

4 KENN architecture

As seen in Section 3, the core of KENN method is in the TBF. In KENN the TBF is applied inside a *Clause Enhancer* (CE), which is a module instantiated for each grounded clause c that calculates function δ_c as defined in Equation 9. Figure 5 shows in details the architecture of the CE.

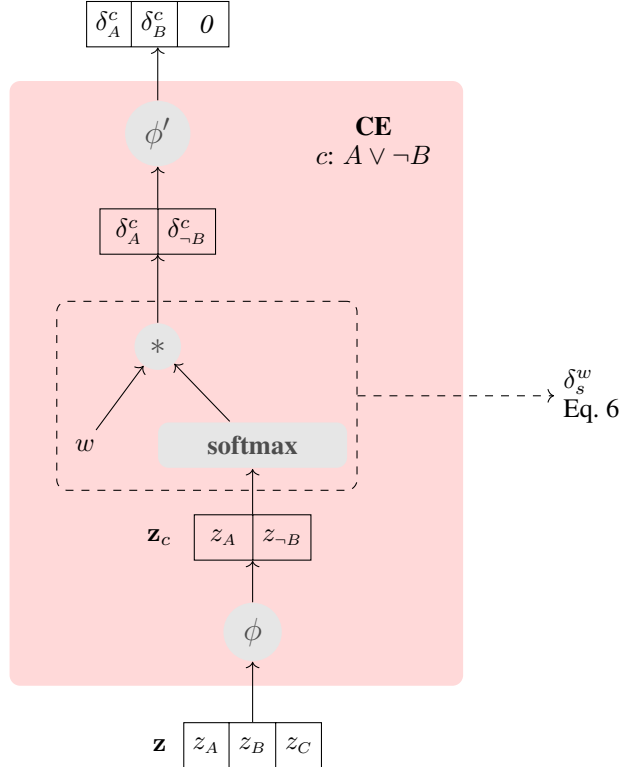


Figure 5: Clause Enhancer for $A \vee \neg B$, where A and B are grounded atoms

The CE receives as input a vector containing all the grounded atoms and it first applies a pre-elaboration step (ϕ) on the preactivations \mathbf{z} to obtain \mathbf{z}_c , the preactivations of literals of clause c . Then, Equation 6 of δ_s^w is applied. The term w is a positive weight associated to clause c that represents the strength of c : the higher w is, the bigger the contribution of the clause in the final predictions. As opposed to methods based on the regularization of the Loss, w is not a hyperparameter. On the contrary, it is a parameter of the model that is learned during training. This means that KENN can discover the importance of each clause based on the data. As a special case of this behavior, it is possible for KENN to learn to ignore clauses by setting w to zero, making clause c irrelevant for the final predictions.

The final step of the CE is a post elaboration (ϕ') that converts the results of the TBF into the changes to be applied on \mathbf{z} .

The outputs of the CEs are combined inside the *Knowledge Enhancer* (KE), which is the final layer of KENN model. Figure 6 shows the architecture of KE, which calculates the final interpretation as in Equation 10.

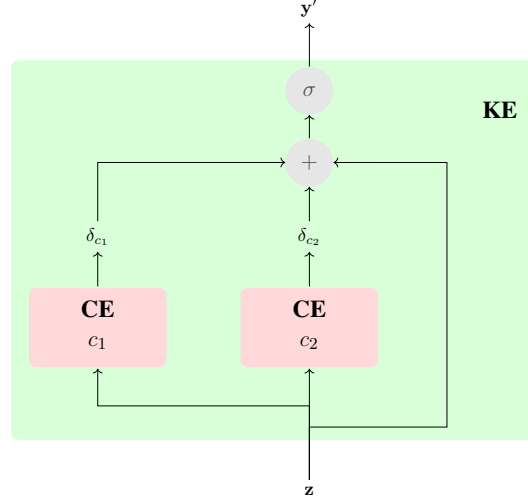


Figure 6: Knowledge Enhancer architecture. It implements Equation 10 by summing the deltas values of each clause enhancer (one per grounded clause) with the initial preactivations \mathbf{z} and applying the logistic function

4.1 Working with batches of data

In the architecture defined so far, since all the grounded atoms are inside the vector \mathbf{z} , there are multiple instantiation of the same CE for each clause $c \in \mathcal{K}$, one for each grounding of c . For instance, in Figure 7(a), the CE for clause $c : \neg S(x) \vee C(x)$ is instantiated two times, one for object a , another for object b .

In many scenarios we want to use batches of data, which would require to modify the structure of the model graph for each batch, in particular after each training step, since the groundings are constantly changing and for each grounding a different CE is instantiated. Notice that, even if the CEs are different, the internal operations are the same and the only change is the provided input. For these reasons, we want to instantiate a single CE for each clause c which works in parallel on all possible groundings of c .

If the groundings involve a single object, a simple solution is to define \mathbf{z} as a matrix instead as a vector, where columns represent predicates and rows different groundings. More in details, \mathbf{z} is now defined as a matrix such that the element z_{ij} contains the preactivation of $P_j(o_i)$, with P_j the j^{th} predicate and o_i the i^{th} object. Notice that this kind of representation is pretty common when working with neural networks since the columns (predicates) could correspond to the labels and the rows (groundings) to the samples.

Figure 7(b) shows this new approach: CE is defined as before, but now it takes as input a matrix and it acts on each row separately. This can be done only if the matrix does not contain duplicate atoms, since the changes are applied independently to each row and are not aggregated together. This property always holds with clauses that involve a single variable.

On the contrary, in a clause with multiple variables, there could be a problem because different groundings of such clause could contain a common grounded atom. For instance, consider the clause

$$c : \neg \text{Smoke}(x) \vee \neg \text{Friends}(x, y) \vee \text{Smoke}(y)$$

The two groundings $c[x/Alice, y/Bob]$ and $c[x/Bob, y/Carl]$ share a common grounded atom: $Smoke(Bob)$. For this reason, using a unique CE for c is problematic since the values returned by the same CE are not aggregated together and we would end up with multiple changes proposed for the same atom.

In the next sections, we will present the architecture of KENN that can be used to instantiate a single CE even in relational domains, i.e. when dealing with predicates with arity greater than one.

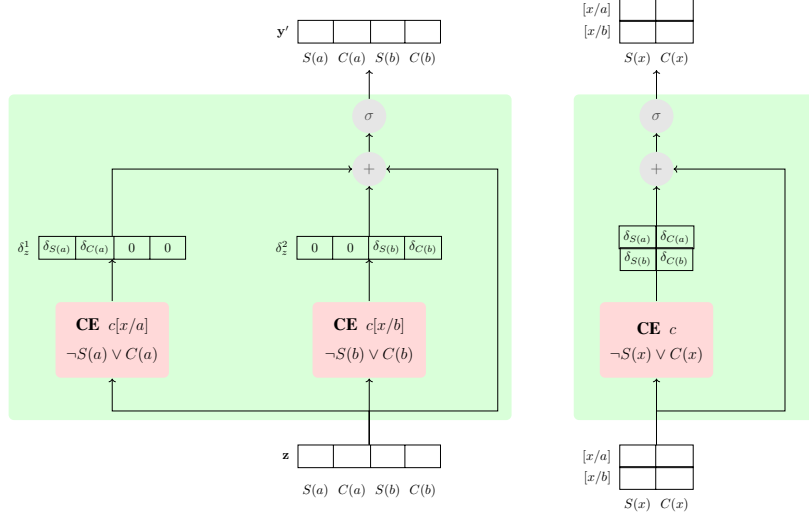


Figure 7: KE applied on a Prior Knowledge consisting of a single clause $c: \neg S(x) \vee C(x)$ applied on a domain of two objects (a and b): (a) using a vector with all the grounded atoms, each grounding of c is managed by a different CE. Notice that the changes proposed by the first CE are zero for $C(b)$ and $S(b)$ while the second CE returns the value zero for the other two atoms: the two grounded clauses are independent; (b) using a matrix with a row for each grounding: all the grounding of c are managed by the same CE, which operates in parallel on each row of the matrix. This is more convenient when dealing with mini-batches and results in a more efficient implementation.

4.2 Unary and binary clauses

Maintaining a single vector with all the grounded atoms as in Section 4 could lead to an inefficient implementation since it forces to create multiple CEs for each clause. This means that it requires to reset the computational graph every time new data is provided. On the other hand, in the approach of Fig. 7(b), for each clause only a CE is instantiated and it can work in parallel on all the groundings of the clause. This has two advantages: it simplifies the usage of batches during training and CEs' internal calculations are implemented as matrix operations, which are particularly efficient when working with a GPU.

However, such an approach can be applied with clauses that involve a single variable: we call this type of clauses *unary*. In contrast, a clause that contains two variables is referred as a *binary* clause. For simplicity, we don't take into account clauses with higher arity. Notice however that the proposed approach can be used with predicates and clauses with any number of variables.

Let \mathcal{K}_U be the set of unary clauses and \mathcal{K}_B the set of binary clauses. The Prior Knowledge is now defined as $\mathcal{K} = \mathcal{K}_U \cup \mathcal{K}_B$.

The idea now is to apply KE to the two sets separately: Equation 10 can be decomposed using the new defined partition of the knowledge:

$$\begin{aligned} \mathcal{I}_E(A) &= \sigma \left(z_A + \sum_{c \in \mathcal{G}(\mathcal{K})} \delta_c(A) \right) \\ &= \sigma \left(z_A + \sum_{c \in \mathcal{G}(\mathcal{K}_U)} \delta_c(A) + \sum_{c \in \mathcal{G}(\mathcal{K}_B)} \delta_c(A) \right) \end{aligned} \quad (11)$$

Notice that the approach defined in the previous section with a single CE for each clause can be directly applied to the unary knowledge \mathcal{K}_U . We need to define a strategy to deal with binary clauses.

4.3 Relational data - Representation of a graph

Before introducing the approach for relation data, we need to define the representation to be used to store such data. Fig. 8 shows this representation using the classical Smoker-Friends-Cancer example: there is a domain composed of three objects (persons) $O = \{o_0, o_1, o_2\}$, two unary predicates (S and C , which stand for *Smoking* and *Cancer*) and one binary predicate F (*Friends*). Fig. 8(a) shows the graph representation with nodes and edges labeled with unary and binary predicates respectively. In this particular example, the graph has no self-loops, meaning that $Friends(x, x)$ is not taken into account. Please notice that this limitation is specific for this example since everyone is assumed to be friends of himself a priori. However, in general, KENN can work with self-loops.

Fig. 8(b) shows the data structure used to encode the graph of Fig. 8(a): the idea is to represent the relational data in two matrices that can be interpreted as two tables of a relational database. Matrix \mathbf{U} contains the unary predicates. Like \mathbf{z} , it contains all the groundings of unary predicates (each column represents a predicate, each row a grounding). Index vector i contains unique indexes for rows of \mathbf{U} and can be interpreted as a primary key for the corresponding table. Matrix \mathbf{B} contains the binary predicates. Finally, s^x and s^y contain the indexes of the pairs of objects in \mathbf{B} and they can be interpreted as foreign keys to table \mathbf{U} . More precisely, if we consider a row i , $\mathbf{B}_{i,j}$ will correspond to the value of predicate B_j for the substitution $(x/o_{s_i^x}, y/o_{s_i^y})$:

$$\mathbf{B}_{i,j} = B_j(o_{s_i^x}, o_{s_i^y})$$

For instance, in Fig. 8(b): $s_0^x = 0$ and $s_0^y = 1$, which means that row 0 of matrix \mathbf{B} is referring to the pair of objects (o_0, o_1) .

The idea is to define *differentiable queries* on the database that can be interleaved with other layers in the network: a JOIN operation can combine \mathbf{U} and \mathbf{B} in a unique matrix \mathbf{M} , then the KE can be applied on \mathbf{M} . The resulting matrix $\delta\mathbf{M}$ is again interpreted as a database table and three additional queries are used to combine properly the contributions of each CE to obtain the final predictions. The next sections will dive deeper into this idea.

4.4 Binary extensions of unary predicates

Lets now describe which predicates should be considered inside \mathbf{M} , the matrix used by the KE. In addition to binary predicates, we have that binary clauses can contain also unary predicates: we include in the columns of \mathbf{M} also a binarized version of the unary predicates.

More formally, given a unary predicate U_i , we define its binary extensions as two binary predicates U_i^x and U_i^y such that:

$$\forall x \forall y U_i^x(x, y) \leftrightarrow U_i(x)$$

and

$$\forall y \forall x U_i^y(x, y) \leftrightarrow U_i(y)$$

Intuitively, U_i^x and U_i^y are binary predicates that ignore one of the two inputs. For instance, let $Smoker(x)$ be the unary predicate that is true if person x smokes. The $Smoker^x(x, y)$ is the binary predicate corresponding to the sentence: “The first object of the pair (x, y) is a smoker”.

For each binary clause, we can substitute the original unary predicates with their binary extensions. For instance, the clause

$$c : \neg Smoker(x) \vee \neg Friends(x, y) \vee Smoker(y)$$

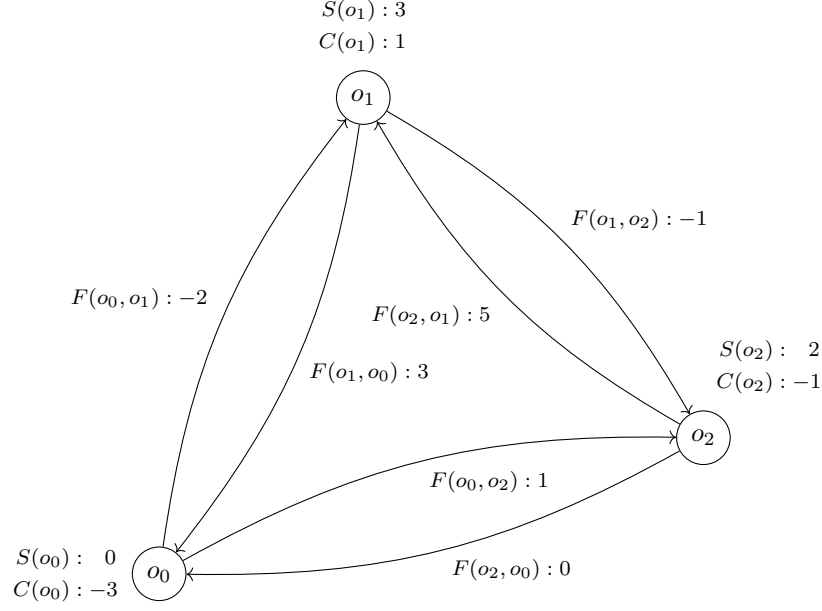
is converted to

$$c' : \neg Smoker^x(x, y) \vee \neg Friends(x, y) \vee Smoker^y(x, y)$$

It is easy to prove that the truth value of c' is the same of c :

$$\forall x \forall y \left(Smoker^x(x, y) \leftrightarrow Smoker(x) \right) \wedge \left(Smoker^y(x, y) \leftrightarrow Smoker(y) \right) \models \forall x \forall y c \leftrightarrow c'$$

Notice that while in c there were both unary and binary predicates, in c' all the predicates are binary. This is true for the original domain O , but they can be seen as unary predicates if we consider the domain of pairs in $O \times O$. The new solution for the binary knowledge comes exactly from this new perspective: if we extend matrix \mathbf{B} to contain also the new binary predicates U_i^x and U_i^y , then we can apply directly the KE on the resulting matrix using \mathcal{K}_B .



(a)

U			B		
i	S	C	s^x	s^y	F
0	0	-3	0	1	-2
1	3	1	0	2	1
2	2	-1	1	0	3
			1	2	-1
			2	0	0
			2	1	5

(b)

Figure 8: Relational data representation: in this example, three objects (o_0 , o_1 and o_2), two unary predicates (S and C) and only one binary predicate (F). (a): the graph representation; (b): the representation used by KENN: matrixes **U** and **B** can be interpreted as tables of a relational database: **U** contains all the groundings of unary predicates and an index column i which correspond to the ‘primary key’ of the table; matrix **B** contains the groundings of binary predicates together with columns s^x and s^y which corresponds to “foreign keys” to table **U**. Values refer to preactivations of the atoms.

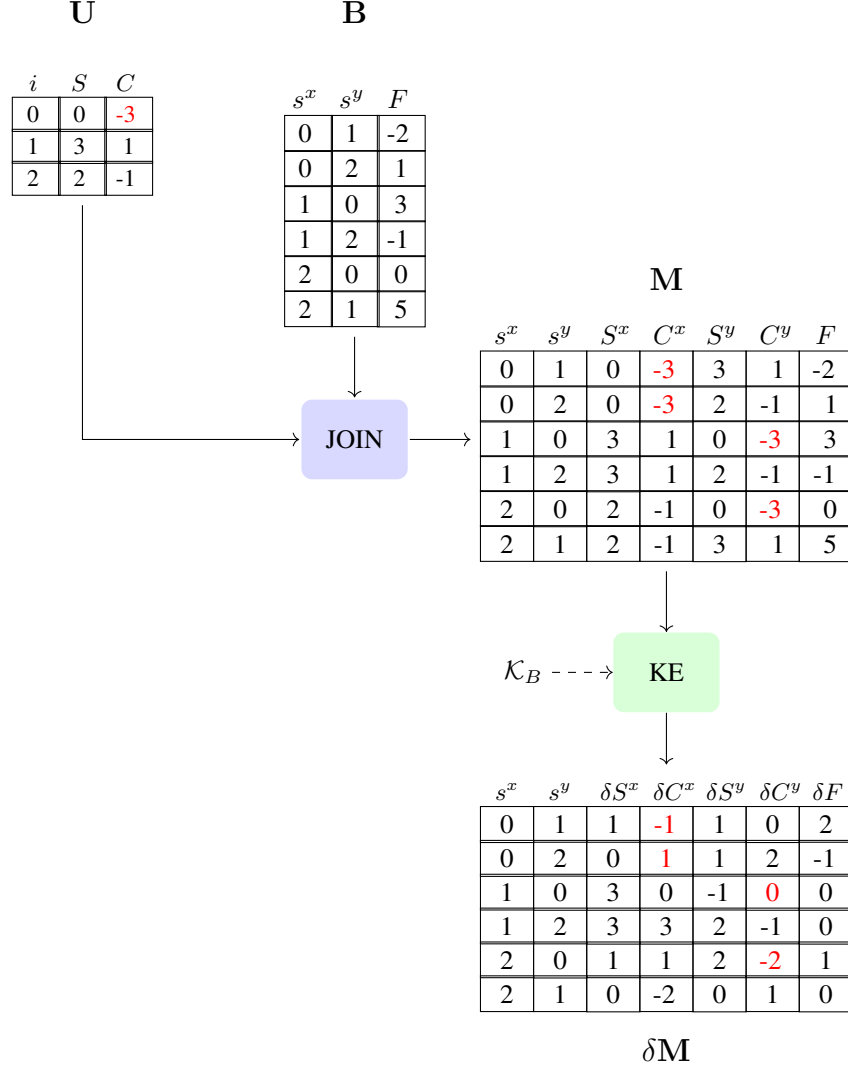


Figure 9: The JOIN query: all the binary predicates (including the binary extensions) are collected in a unique matrix. The red numbers are all referring to the same grounded atom $C(o_0)$.

In summary, binary clauses can be seen as unary clauses in the domain of pairs of objects. Since KE can deal with unary clauses, it can be used to enhance binary clauses as well.

In the relational database analogy, this approach is equivalent to perform a JOIN query on **U** and **B** and apply the KE on the resulting matrix:

M = **SELECT** s^x , s^y , U_i^x , U_i^y , B_j
FROM **U** AS U_x , **U** AS U_y , **B**
WHERE $U_x.i = B.s^x$ **AND** $U_y.i = B.s^y$

where U_i^x is a shortcut for selecting all the unary predicates in U_x ($U_x.U_i$ AS U_i^x).

A practical example can be seen in Fig. 10. Notice that all grounded atoms values are repeated multiple times inside matrix **M**. An example is $C(o_0)$ which is marked in red inside the figure. The same is true for $\delta\mathbf{M}$, where we have multiple delta values for each grounded unary predicate. This time, the values are different from each other since they all come from different groundings of the binary clauses. Accordingly to Equation 11, these values must be summed up. This will be achieved using GROUP BY queries.

4.5 Relational Data - KENN architecture

In the previous section, we saw that matrix \mathbf{M} defined by the JOIN query is used by the KE with \mathcal{K}_B . The KE returns $\delta\mathbf{M}$, a matrix of the same shape of \mathbf{M} which contains the changes on the initial predictions induced by binary clauses. Finally, the different delta values associated with each grounded atom are aggregated together. This can be achieved by the following three queries:

$$\delta B = \text{SELECT } \delta B_i \\ \text{FROM } \delta M$$

$$\delta U_x = \text{SELECT SUM}(\delta U_i^x) \\ \text{FROM } \delta M \\ \text{GROUP BY } s^x$$

$$\delta U_y = \text{SELECT SUM}(\delta U_i^y) \\ \text{FROM } \delta M \\ \text{GROUP BY } s^y$$

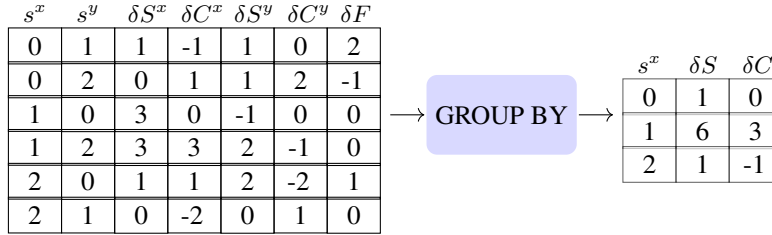


Figure 10: An example of a GROUP BY query: for each unary predicate (S and C), the values of their first binary extension (S^x and C^x) are summed up based on the index

The final preactivations \mathbf{U}' and \mathbf{B}' are

$$\mathbf{U}' = \mathbf{U} + \delta\mathbf{U}_u + \delta\mathbf{U}_x + \delta\mathbf{U}_y$$

and

$$\mathbf{B}' = \mathbf{B} + \delta\mathbf{B}$$

Fig. 11 shows a high-level overview of the entire model.

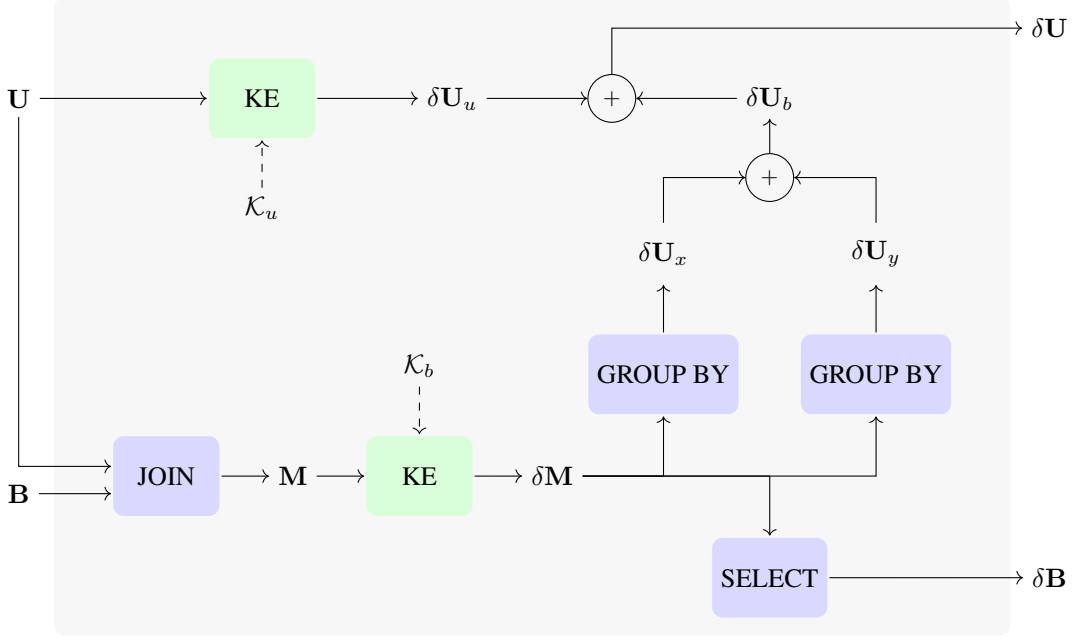


Figure 11: To obtain δU^u , unary clauses \mathcal{K}_U are used by KE directly on U . The JOIN query is used to find matrix M . Then, the KE is applied to M using binary clauses \mathcal{K}_B . Finally, to obtain δU^b and δB other three queries are used.

4.6 Knowledge for inputs/outputs relationships

Until now, we defined KENN as a method that injects logical knowledge which represents relationships between different predictions of a Neural Network. However, it is even possible to provide knowledge which expresses relationships between inputs and outputs values. In other words, if some of the inputs are truth values of some atomic formulas, we can add clauses that contain them, providing in this way information on the relations between inputs and outputs.

Figure 12 introduces this idea: the solution is straightforward, we just need to concatenate the inputs of the base NN with its outputs before applying the KE. The KE will provide an updated version of both inputs (x') and outputs (y'). Since we are interested only in the outputs, the last step discards the changed inputs x' .

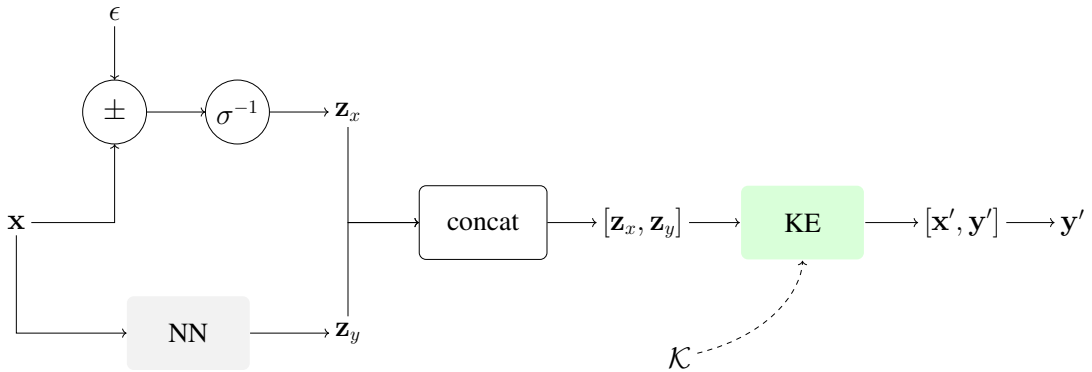


Figure 12: KENN used with knowledge on both inputs and predictions: the “preactivations” z_x of inputs x are calculated with the logit function and concatenated to the preactivations of the outputs y . The result can be used by KE to force the satisfaction of the knowledge.

Notice that, since the KE works with preactivations, the logit function (the inverse of logistic function) must be applied to the inputs before the concatenation. Moreover, the logit is defined in the range $(0, 1)$, which means that if the truth values in x are zeros and ones, logit can not be applied directly. For this reason, a small number ϵ is added or subtracted to x before applying the logit.

5 Related Work

In this section we will present three Neural-Symbolic systems and provide a comparison with KENN. More specifically, the three methods are LTN, SBR, and RNM. These approaches are the most relevant in the context of this paper since they can combine general neural networks models with FOL knowledge and they can be applied in similar contexts of KENN. For this reason, it is particularly relevant to provide a comparison of KENN with them. More specifically, the comparison between KENN, LTN and SBR is relevant since it can highlight the pros and cons of adding the knowledge through the Loss function as opposed to injecting it into the model structure. On the other hand, RNM follows a similar philosophy to KENN, but with a different choice on the way the knowledge is implemented inside the model. For these reasons, the three methods will be further compared with KENN later, but in terms of empirical results.

5.1 Injecting knowledge using the Loss function

To combine logical knowledge with machine learning approaches there are two common strategies: incorporate the knowledge by including it in the Loss function or introducing it inside the model. In the first category, the two most prominent works are Logic Tensor Networks and Semantic Based Regularization.

Both LTN and SBR are based on the concept of constraint. The idea is that, given a set of logical rules, those rules induce constraints on the acceptable outputs of the model. The two methods integrate those rules into the learning framework by regularizing the Loss function with an additional term that penalizes solutions that do not satisfy the constraints. To do so, they rely on a continuous relaxation of the logical rules induced by fuzzy operators.

5.1.1 Semantic Based Regularization

As already mentioned, SBR introduces the knowledge during learning through the usage of a regularization term which increases when the constraints are not satisfied. The satisfaction of a constraint is calculated using a fuzzy generalization of the logic operators which is continuous and differentiable. The regularization term has the following form:

$$R(f) = \sum_{h=1}^H \lambda_h (1 - \phi_h(f))$$

where H is the number of constraints, λ_h is the weight associated to the h^{th} constraint, f is the vector of functions that represent the predicates (these are learned) and $\phi_h(f)$ is the level of satisfaction of the h^{th} constraint.

Notice that, since the weights λ_h are part of the Loss function, there is no way to let the back-propagation algorithm learn them and for this reason, they are assumed to be known a priori. This is one of the major drawbacks of these kinds of methods as opposed to strategies that, like KENN, directly encode the knowledge into the model. Indeed, not always the final user of the method knows in advance the importance of a specific logical rule, and in some cases, some rule could be not correct. Moreover, by allowing rules' weights to be learnable instead of being hyper-parameters, it is in theory possible to incorporate random rules and rely on the learning algorithm to select the correct one by reducing the corresponding weights. In this way, it would be possible to discover new symbolic knowledge from data.

Figure 13 shows a representation of the Hypothesis Space (HS), i.e., the set of all the possible functions representable by the model, and uses colors to represent the value of the Loss function and the regularization term on the different hypothesis. In the shown example, the HS is represented as a subset of \mathbb{R}^2 and there is only one logical rule. Of course, this is not intended as a realistic HS of a neural network and the goal here is just to provide intuition on the effect of the regularizer on the training process. Red color represents high values for the loss and regularization term, while green color corresponds to low loss. The goal of the training process is to find a minimum of such function. To train a Neural Network, the standard approach is to use back-propagation, an efficient implementation of gradient descent. The algorithm starts from a random solution (the black circle in the figure). At each training step, the forward pass calculates the predictions of the current hypothesis and uses these predictions to calculate the value of the loss function. Then, in the backward pass, the gradient of the loss function with respect to the parameters of the model is calculated and used to update the parameters. After multiple steps, a local minimum is typically reached (black cross in the figure). The top left image shows a possible evolution of this procedure when applied to the original Loss function. The top right image depicts the regularization term. Finally, the bottom image shows the values of the combination of Loss and regularizer. Here, the gradient descent, starting from the same initial hypothesis of the top left image, reaches a different hypothesis which satisfied more the given constraint on the Training Set.

Finally, notice that while the constraints are enforced at training time, there are no guarantees that they will be satisfied at inference time as well since the Loss function is calculated based on the predictions on the Training Set. To obviate this problem, at training time unlabelled data can be provided as well. In this way, the learning process has more

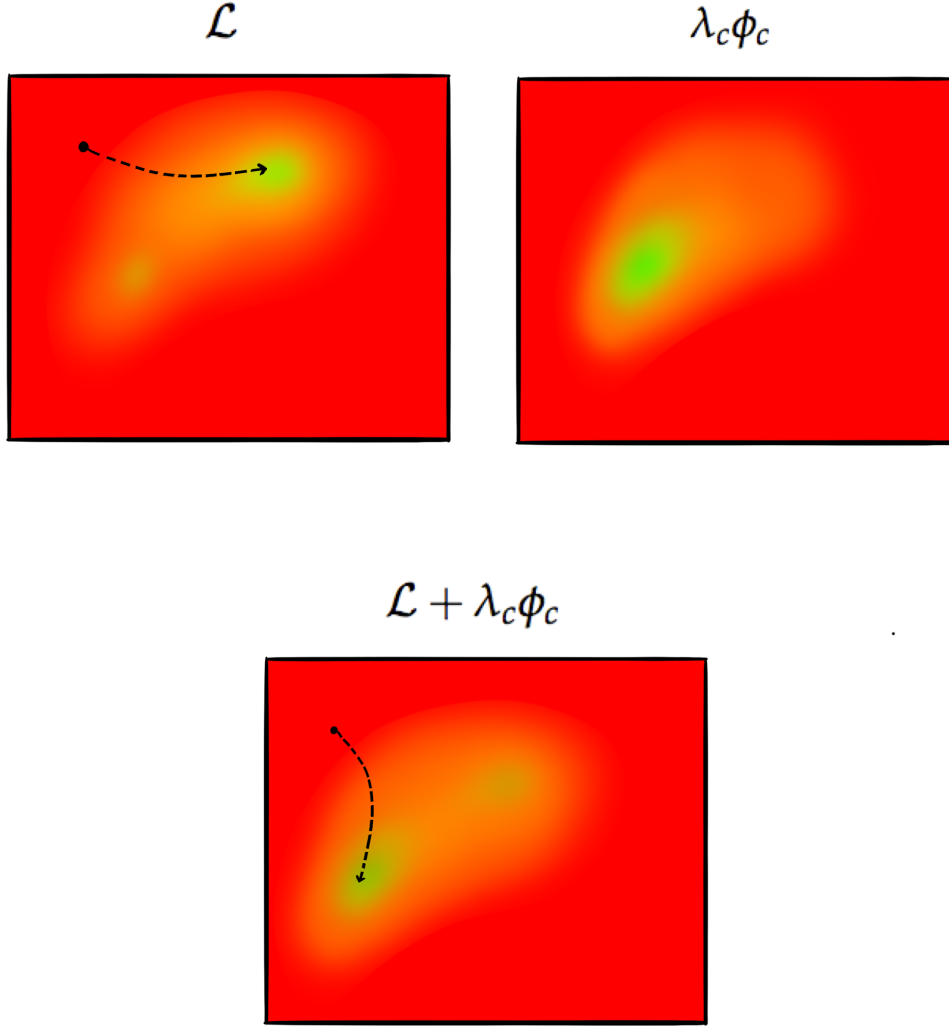


Figure 13: The interaction of loss and regularization on the Hypothesis Space for SBR and LTN. On the top left, to each point of the HS it is associated a loss value. Similarly, on the top right the regularization term associates a penalty to each solution that does not satisfy a constraint c . The total loss, calculated by summing the two, is on the bottom. The image shows also a possible execution of the gradient descend for both the original Loss function and the regularized version. The training algorithm starts from an initial random solution (black circle) and moves inside the hypothesis space reaching a local minimum that is the final trained model. After the regularization (bottom) it is easier to reach solutions that satisfy c as compared with the original Loss function (top left).

examples to learn to enforce the knowledge even at test time. Another possibility is to enforce the constraints not only during training, but also at inference time. However, notice that in this case the time complexity of inference is increased, since the back-propagation needs to be used even in this case.

5.1.2 Logic Tensor Networks

LTN is another method for integrating logic and learning. It is a very similar approach to SBR. Like in SBR, the learning process maximizes the satisfaction of the constraints by including a penalty on the loss for solutions that do not satisfy them. One of the main differences between SBR and LTN is in the way the existential quantifier is taken

into account. SBR, relies on the close world assumption, and the level of satisfaction of an existentially quantified rule is obtained as the conjunction of all its possible groundings. On the other hand, in LTN existential quantifiers are skolemized. To explain skolemization, let us consider a simple formula as an example:

$$\forall x \exists y \text{Father}(x, y)$$

The rule states that every person has a father. With skolemization, a function F is introduced and the previous formula is changed in

$$\forall x \text{Father}(x, F(x))$$

Intuitively, F represents the function that, given a person, return her/his father.

Another difference of LTN with respect to SBR is that it can be used as a “generative model”, in the sense that functions can be used to generate new objects of the domain. Take for instance the previously mentioned “father” function F . One could apply such a function on the features of a given person to obtain the vector with plausible features of her/his father (estimated based on the examples of father and sons in the training data).

In the case of KENN, functions are not taken into account, nor the existential quantifiers. From this perspective, KENN is less flexible in comparison with LTN and SBR on the type of knowledge that it can use. Notice that existential quantifiers could be added by assuming a close world like in SBR. However, here we assume the knowledge to be general, consisting only on universally quantified rules.

5.2 KENN vs methods based on Loss

KENN englobes the knowledge into the network in a very different way than SBR and LTN. As already discussed, SBR and LTN act on the Hypothesis Space (HS) by changing the associated loss function according to the constraint.

The approach of LTN and SBR is equivalent to “remove” solutions from the HS that do not satisfies the constraints by penalizing them during training (they are not really removed, but difficult or impossible to reach because of the penalty given by the Loss function), while in KENN the approach is the opposite: new solutions are added to the Hypothesis Space (HS) by a new additional layer, called *Knowledge Enhancer*.

For this reason, LTN and SBR need to use a model that is already capable of representing functions that satisfy the constraints and a bias towards their satisfaction is introduced by penalizing the other solutions. If the HS does not contain solutions that satisfy the constraints, LTN and SBR can not impose their satisfaction since they are limited by the set of hypotheses in the HS.

On the other hand, KENN starts from a NN with a lower capacity which is not capable to satisfy the constraints on its own and the knowledge is introduced by adding new solutions to the HS by modifying the existing ones. For this reason, KENN typically does not works well with NNs that are already capable of satisfying the clauses, since it does not introduce any bias towards their satisfaction.

Summarizing, to work properly, LTN and SBR need a model with high capacity able to express the required Knowledge, while for KENN it is the opposite. As an example, consider a Logistic Regression (LR), i.e. a neural network with no hidden layers. It is well known that with this kind of network it is not possible to represent the XOR operator \oplus [26, 27]:

$$\oplus(x_1, x_2) = \begin{cases} 0 & \text{if } x_1 = 0 \wedge x_2 = 0 \\ 1 & \text{if } x_1 = 0 \wedge x_2 = 1 \\ 1 & \text{if } x_1 = 1 \wedge x_2 = 0 \\ 0 & \text{if } x_1 = 1 \wedge x_2 = 1 \end{cases} \quad (12)$$

Suppose we want to express with the knowledge that the target function is indeed the XOR function. Both SBR and LRN do not change the model structure and they impose the knowledge by acting on the weights of the model. Therefore, it is not possible for them to force the satisfaction of the rule with an LR model.

On the other hand, such a goal can be achieved by KENN using the architecture and knowledge shown in Figure 14.

The strategy is the same of Section 4.6: the input vector $\mathbf{x} \in \{0, 1\}^2$ is passed to a logistic regression network to obtain initial preactivations \mathbf{z}_y . In parallel, the inverse of logistic function is applied to \mathbf{x} to find its “preactivations” \mathbf{z}_x . By concatenating the \mathbf{z}_x and \mathbf{z}_y , it is possible to use the KE to inject the clauses which represent the XOR operator’s behavior.

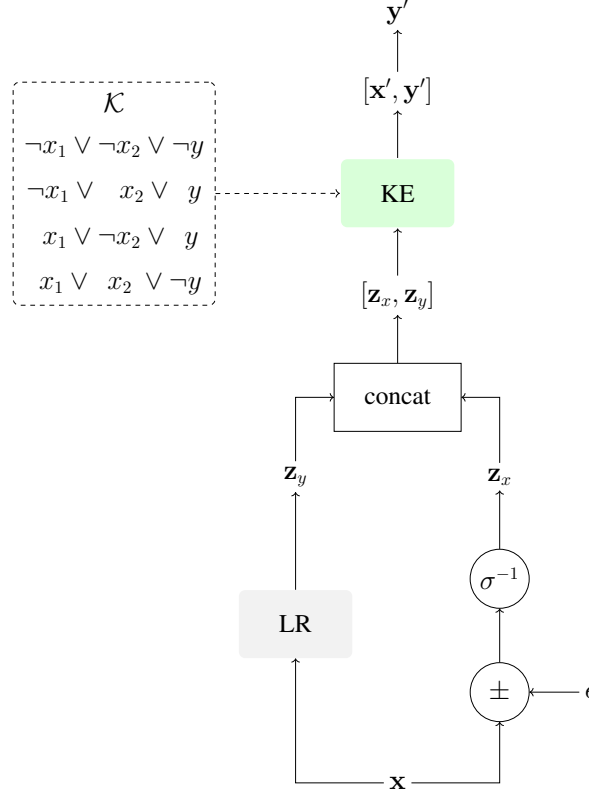


Figure 14: XOR clauses applied on a LR model.

To see how is this working, suppose the inputs values are $x_1 = 1$ and $x_2 = 1$. In this case, the preactivations calculated by the logit function σ^{-1} will be very high (supposing small values of ϵ). This means that preactivations for $\neg x_1$ and $\neg x_2$ will be very small. For this reason, the CE that enforce the first clause will increase $\neg y$, since only the highest literal is increased. Similarly, the other three clauses will not affect the predictions of y . Indeed, if the clause weights have high values, the model of Figure 14 represents the XOR function. This can be done because KENN modifies the model, meaning that the limitations of LR do not apply anymore.

Notice that the weights of the clauses can be set to zero and, as a consequence, the functions representable by LR can still be reached by the training process. Indeed, KENN modifies the HS only by adding new hypotheses, not removing them. Figure 15 shows the effects of the KE layer on the HS.

Given a clause, the model is extended with one parameter (the clause weight), which is shown in the Figure as a new dimension in the HS. Higher values of this parameter imply higher satisfaction of the corresponding clause. The approach relies on the idea that if the clauses are satisfied in the Training Set, then the new introduced hypotheses (with clause weights greater than zero) are more capable of fitting the data since there are no solutions in the original HS that can satisfy the clauses as well as the new ones. Indeed, any additional hypothesis introduced by KENN is obtained by adding a new layer that changes the output of the underlying network to increase the constraint.

5.3 Relational Neural Machines

RNM is a framework that integrates a neural network model with a FOL reasoner. This is done in two stages: in the first one a Neural Network f is used to calculate initial predictions for the atomic formulas; in the second stage a graphical model is used to represent a probability distribution over the set of atomic formulas.

The distribution is defined as follow:

$$P(y|f, \lambda) = \frac{1}{Z} \exp \left(\sum_{x \in S} \phi_0(f(x), y) + \sum_c \lambda_c \phi_c(y) \right)$$

where Z is the partition function, y are the grounded atoms predictions, f is the function codified by the Neural Network, ϕ_0 is a potential that enforces the consistency between the predictions of the NN and the final predictions, λ_c is the

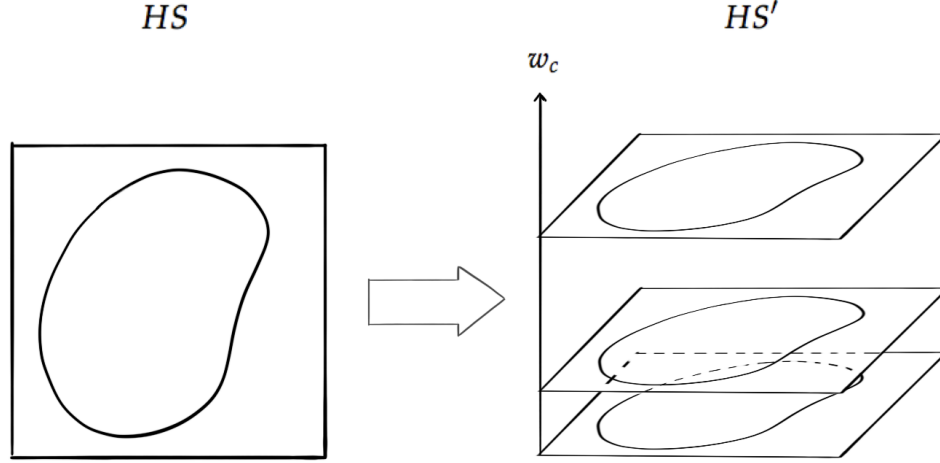


Figure 15: The effect of KENN on the Hypothesis Space. The left image shows the original Hypothesis Space, the right one the Hypothesis Space represented by KENN model. In this picture, the original HS is represented as a portion of a plane. The effect of adding a clause is to increase the number of parameters of the model of one unit (the clause weight w_c). On the HS, this can be seen as adding a new dimension, where points with high values in that dimension have a higher ability to satisfy the constraints.

weight of constraint c and ϕ_c is a potential that enforces the satisfaction of the constraint (higher if the constraint is satisfied).

To obtain the final predictions a Maximum a Posteriori (MAP) estimation is performed, finding the most probable assignment to the grounded atoms given the output of the Neural Network and the set of constraints:

$$\mathbf{y}^* = \underset{\mathbf{y}}{\operatorname{argmax}} P(\mathbf{y}|\mathbf{f}, \lambda)$$

5.4 Comparison with KENN

At a high-level RNM approach is similar to KENN, since in both cases a Neural Network makes initial predictions and a post elaboration step is applied on such predictions to provide the final classification. However, RNM requires to solve an optimization problem at inference time and after each training step. This has the advantage of considering all the logical rules together at the same time at the expense of an increased computational effort. Contrary, in KENN each rule is considered separately from the others, and the second stage is directly integrated inside the model as a differentiable function that can be trained end to end with the base Neural Network.

However, one could argue that with this strategy there could be some contradictory changes when combining multiple clauses with the same predicates. For instance, if the knowledge is composed by the two clauses $c_1 : A \vee B$ and $c_2 : \neg B \vee C$, then the summation strategy introduced in Section 3.8 would not force the satisfaction of $A \vee C$, which is a logical consequence of the two clauses. Indeed, the effect of the TBF could be to increase the value of B when applied to c_1 and decrease it when applied on c_2 . We call this type of situations as *collisions*.

For simplicity, let us take the assumption that the improvements are provided by δ^{w_c} instead of $\delta_s^{w_c}$, i.e., they are calculated by using the *argmax* operator instead of the *softmax*. In the case of a collision, the final change on A and C would be 0, while the change on B would be the difference of the two clause weights: $w_{c_1} - w_{c_2}$. Therefore, when a collision happens only the stronger clause is taken into consideration, and its effect is lowered by the presence of the other clause.

A question arises: are collisions likely to happen? For now, let us assume that the base NN is a random classifier which extracts the initial predictions from a uniform distribution. The probability of B to be increased by the first clause is $1/2$, which is also the probability of $\neg B$ to be increased based on c_2 . However, the probability of a collision is lower than $1/4$, since the two events are not independent. We remind the reader that B is chosen to be increased based on c_1

Table 1: Beta function values

n	m	B(n,m)
2	2	0.167
2	3	0.083
3	3	0.033
3	4	0.017
4	4	0.007

if its truth value B^N is higher than A^N , while $\neg B$ is increased if $1 - B^N$ is greater than C^N . Therefore, if x is the value of B^N , then the probability of a collision could be expressed as:

$$\int_0^1 x(1-x)dx = \left(\frac{1}{2}x^2 - \frac{1}{3}x^3\right)\Big|_0^1 = \frac{1}{6}$$

More in general, let c_1 and c_2 be two clauses that share a common predicate with opposite sign. Lets n and m be the number of literals of c_1 and c_2 respectively. The probability of a collision is expressed by the beta function:

$$B(n, m) = \int_0^1 x^{1-n}(1-x)^{1-m}dx$$

In table 1 we can see that the probability of a collision with different numbers of literals for the two clauses. Notice that the probability becomes quite small with an increasing number of literals. Moreover, these values are calculated from the assumption that the neural network returns random predictions. If we assume that the base NN performs at least as good as a random classifier, then the values of Table 1 represent an upper bound for the probability of having a collision.

In general, we could expect better results from RNM in respect to KENN, but faster training and inference from KENN. However, as we will see in Section 8, when the amount of training data increase, KENN's results are in line with RNM, and some cases even better. One possible explanation is that in RNM the model is not trained end to end, making more difficult the learning process as compared to KENN.

6 Implementaion

KENN has been implemented as a library for python 3. It is based on TensorFlow 2 and Keras and it is available as an open-source project on github.

7 Multi-label Classification with labels constraints

We need to evaluate two different aspects of KENN: its ability to make use of the knowledge and the applicability of the model to relational domains. In this section we focus on the first aspect: the first experiments were conducted on three datasets for multilabel classification with no binary predicates. The next section will focus on evaluations on a relational domain.

7.1 Multilabel classification tasks

Multi-label classification is a supervised learning task relevant in many disciplines, e.g., bioinformatics [5], scene classification [28] and text categorization [29].

In multi-label classification we are interested in mapping specific observations to subsets of all the possible labels [30, 31]. It differs from binary classification and, more in general, from multi-class classification, because the classes are not mutually exclusive, i.e. multiple labels can be associated to a single instance.

Formally, it is given a set of labels $\mathcal{L} = \{\lambda_i | i = 1 \dots m\}$ and a training set $\mathcal{T} = \{(x_i, y_i) | i = 1 \dots n\}$, where x_i denotes features of the i^{th} observation and the classification $y_i \in 2^{\mathcal{L}}$ is a subset of labels associated to such observation. We want to find a classifier $\phi : \mathcal{X} \rightarrow 2^{\mathcal{L}}$ which, given features x of an observation, returns the associated set of labels.

KENN is extremely suited to formulate multi-label classification with constraints. Indeed KENN uses vectorial representation for both features and corresponding classification, with $y_{i,j}$ equal to one if λ_j is associated to observation i , zero otherwise.

Table 2: Datasets statistics

Dataset	Features	Labels	Train	Test
Yeast	103	14	1500	917
Emotions	72	6	392	202
VRD	208	70	4000	1000

While it is possible to train many different binary classifiers for each label, such a method does not take into account relationships among them. Indeed, in real-world applications, labels are often not independent. For this reason, it could be useful to exploit knowledge about labels relationships provided by some human experts.

The prior knowledge \mathcal{K} defined in 3.2 represents the labels relationships that are represented in \mathcal{L} as predicates. For instance, a possible clause could be $\lambda_1 \vee \neg\lambda_3 \vee \lambda_4$. Such a clause tells the system that at least one of the specified literal should be true.

We tested KENN on three datasets: Yeast [32], Emotions [6] and VRD Dataset [7]. Table 2 reports some figures of the three datasets. Please note that for VRD the features are two bounding boxes of an image together with the class of the contained object (there are 100 possible classes and we used as features the one-hot encoding of them plus the 4 coordinates of each bounding box).

7.2 KENN with automatically generated knowledge

7.3 Yeast and Emotions datasets

Yeast dataset is a multilabel classification dataset for Bioinformatics. It contains 1500 training samples, each of which is composed of a vector of 103 features [32, 5]. The features contain information about yeast microarray expressions. The 14 labels to be predicted are functional categories of yeast genes.

The Emotions dataset contains features of songs of 7 types of different genres [6]. Features were extracted from sounds clips of 30 seconds and they are divided into two categories: Rhythmic and Timbre. The labels are divided into 6 classes which represent different types of emotions.

7.4 Association rules learning for generating the knowledge

In our experiments on Yeast and Emotions datasets we used automatically extracted association rules.

Association rules learning is the task of extracting association rules from a database of transactions [33]. Given a set of items $\mathcal{I} = \mathcal{I}_1, \mathcal{I}_2, \dots, \mathcal{I}_n$, a transaction consists of an itemset $\mathcal{T} \subseteq \mathcal{I}$ and an association rule is an implication of the form $\lambda_1 \wedge \dots \wedge \lambda_n \rightarrow \lambda_j$ that must hold in the dataset with a certain confidence.

The idea is to use as prior knowledge for KENN the association rules extracted from labels of the training set.

For extracting association rules we used Apriori algorithm [34]. As in [31], we generated each transaction from a sample using both positive and negative labels. More precisely, given a sample (x_i, y_i) , the transaction is calculated as:

$$\{\lambda_j | y_{i,j} = 1\} \cup \{\neg\lambda_j | y_{i,j} = 0\}$$

where λ_j is the j^{th} label.

7.5 Experimental setup

In the experiments on both datasets, we used RMSProp [35] as learning algorithm.

To select the best values for support and confidence of the Apriori algorithm we used a random search: we tried different combinations of values of the two hyperparameters to generate the rules. we used the generated rules to train KENN using 2/3 of the Training Set and evaluated the model on the remain samples. Finally, the values that led to the highest accuracy were selected. Then, during the final evaluations, we used such optimal values for training KENN using the entire Training Set.

Finally, we tried two learning strategies: in the *end-to-end* strategy, we trained KENN (base NN + KE) end-to-end using the entire training set; with *greedy* strategy we split the training set into two subsets. With the first one we trained the base NN, with the second the KE (freezing the NN parameters). When showing results we will use KENN_e and KENN_g to distinguish between the two.

Table 3: Results with and without Prior Knowledge on Yeast and Emotions Datasets. The table shows Hamming Loss and Accuracy.

	Yeast		Emotions	
	HL	Acc	HL	Acc
LR	22.38	37.52	27.89	33.70
KENN _e	22.24	46.43	34.57	25.74
KENN _g	20.86	48.56	24.59	38.78

It is worth noticing that, when using the greedy approach of learning, for every configuration tried for Apriori parameters the accuracy of KENN was greater or equal than the one of the corresponding neural network, confirming the robustness of our method to poorly written knowledge bases. The found values for support and confidence are respectively 0.2 and 0.99 for Yeast Dataset and 0.2 and 0.7 for Emotions.

7.6 Results and discussion

In Table 3 the final comparison between the logistic regression and KENN: the usage of prior knowledge improved both HL and accuracy when using the greedy approach of learning, while the end-to-end one results in smaller improvements in Yeast dataset and a degradation in Emotions.

In principle, we could expect better results training jointly the NN and KE, because there could be some combinations of parameters for the entire model such that the NN performs poorly while the entire system gives good results. This type of configurations cannot be learned by the greedy approach. In other words, when training with the greedy approach, some solutions in the hypothesis space can not be reached. For this reason, the greedy approach has a smaller ability to fit the data. However, this could also imply an increased risk of overfitting. Therefore, we can expect better results of the end-to-end version when the amount of data is big enough to overcome overfitting. Indeed, the problem with the end-to-end version is visible in particular on the Emotions dataset, which has less than 400 samples for its training.

7.7 Visual Relationship Detection

Visual Relationship Detection (VRD) is the task of finding objects in an image and capture their interactions [8, 7, 36]. It is composed of three subtasks: Relationship Detection, Phrase Detection and Predicate Detection [7]. The general goal is to find relationships that are defined as triplets of the form $(subject, relation, object)^1$, where subject and object are defined with their class and a container bounding box. Given an image, a bounding box of an object is the smallest rectangle that completely encloses the object and it is represented by the coordinates of the top left and the bottom right vertexes of the rectangle.

An example of a relationship is the triplet $(person, kick, ball)$ in Fig. 16.

KENN was evaluated only on the Predicate Detection task where subject and object are already given and the objective is to find only the relations. More in detail, in Predicate Detection two bounding boxes are given. The first one encloses the subject, while the second contains the object. Together with the bounding boxes, the classes of the two contained objects are also given. The goal is to find the set of relations between the subject and the object. Notice that each couple of objects can have multiple relations and the goal is to find all of them.

Moreover, even though the goal is to predict binary relations, we treated them as unary predicates by using the same strategy proposed in Section 4.4: a pair of bounding boxes is treated as a unique object and the binary predicates as unary predicates over the domain of pairs of bounding boxes. Notice that in this case we don't have to predict unary predicates in the original domain (the classes of the bounding boxes are already given) and for this reason, we don't need to use the RelationalKenn class.

7.7.1 Visual Relationship Dataset

The Visual Relationship Dataset (VRD Dataset) is a dataset for Visual Relationship Detection. It contains 5000 images (4000 for training and 1000 for testing). Each image contains multiple objects, each of which is categorized based on its class. These classes include animals, vehicles, clothes, and other generic objects.

¹in the original paper, the triplet was $(subject, predicate, object)$. Here we substituted *predicate* with *relation* to avoid ambiguity with the term "predicate" already in use

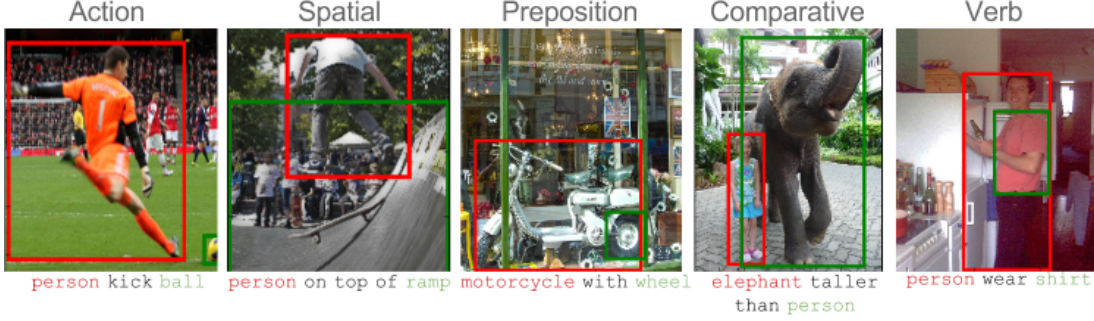


Figure 16: The five types of relations in VRD Dataset

There are 100 classes that subject and object can take and 70 relations that have to be predicted which are divided into five types. Fig. 16 shows the five types of relations in the VRD Dataset. The types are: Action (like Ride or Kick), Spatial (for example Below or On), Preposition (for example with or at), Comparative (like Taller) and Verb (for example Wear).

A triplet type is a triple $(subjectclass, relationclass, objectclass)$ which corresponds to the classes of the two objects and the relation.

In total, the dataset contains 377993 relationship instances, with 6672 triplets types. Among the types of triplets, 1877 can be found only in the Test Set and predicting them is the goal of the Zero Shot Learning variant of the task.

7.7.2 The knowledge

We evaluated KENN on the Predicate Detection task using the manually curated knowledge base described in [8]. This knowledge base contains 206 clauses divided in three groups:

domain and range clauses they restrict the domain (resp. range) of relations.

Example of domain clause: $\neg Wear(x, y) \vee Person(x)$

Example of range clause: $\neg ParkOn(x, y) \vee Street(y) \vee Road(y) \vee Grass(y)$

mutual exclusivity clauses they represents mutual exclusivity between to relations.

An example is $\neg Behind(x, y) \vee \neg SitOn(x, y)$

sub-relation clauses they state the containment between relations. An example:

$\neg Ride(x, y) \vee On(x, y)$

7.7.3 Experimental setup

The experiments were carried out once again with Logistic Regression as Base NN. Notice that some of the clauses involve also unary predicates, which are given as input. For this reason, the architecture used is the one defined in Figure 12, where the input predicates (classes of the bounding boxes) are concatenated with the predictions of the base NN before the application of the KE.

Although KENN can learn clause weights, the presence of such parameters could slow down the learning process or cause overfitting. The system has to both use the knowledge and validate it. Notice however that in KENN clause weight can be added as constant values, in particular when the knowledge is reliable and the constraints are hard. For this reason, in VRD experiments, the domain and range clauses were treated as hard constraints: the clause weight was set to a high constant value (10.0) which was not learnable. This is because we know for sure that such rules are always satisfied.

We trained both LR and KENN using RMSProp [35] and cross-entropy as the loss function. For evaluating the results we used the $Recall@n$ ($n \in \{50, 100\}$) metric proposed by Lu et al. [7] that is the percentage of times a correct relationship is found on the n predictions with the highest score.

7.7.4 Results and discussion

Results on Predicate Detection task are shown in Table 4. KENN outperformed other methods on all the metrics except for Recall@100 of the standard variant of the task where it is surpassed by [38]. Moreover, the best results of KENN

Table 4: Results on VRD Predicate Detection task

	Standard		Zero Shot	
	R@50	R@100	R@50	R@100
[7]	47.87	47.87	8.45	8.45
[37]	80.78	81.90	-	-
[38]	85.64	94.65	54.20	74.65
[8]	78.63	91.88	46.28	70.15
LR	54.58	60.55	33.88	44.91
KENN _g	59.87	71.42	43.88	63.99
KENN _e	86.02	91.91	68.95	83.83

can be seen on Zero Shot Learning version where the difference between KENN and the second best system is more than 10%. In *Zero Shot Learning* the aim is to predict previously unseen triplets, therefore it is rather difficult to learn to predict them from the Training Set. This confirms the ability of KENN to use the Knowledge Base.

Another interesting result is the value obtained by KENN compared to LTN [8]. In particular considering that the two works used the same Prior Knowledge. A possible explanation is given by the ability of KENN to learn *clause weights*. Indeed, many weights results to be zero after learning. An example of a zero weighted clause is: $\neg Ride(x, y) \vee On(x, y)$.

Although the rule seems correct it is not in general satisfied in the training and test sets. This is because labels have been added manually, therefore there are plenty of missing relations. Our hypothesis is that people have a tendency to add the most informative labels making some of the clauses unsatisfied. For instance, suppose we need to label an image with a man riding a horse and we are not going to add all the relations since their number is pretty big (there are other objects and relations to label in the image, and multiple images). For the person and horse objects, there are plenty of different relations that are true: $Ride(x, y)$, $On(x, y)$, $Over(x, y)$, $Near(x, y)$ and so forth. It seems reasonable to think that a person that labels the image will tend to choose $Ride(x, y)$ over the others since it is the most informative one. This is because from $Ride(x, y)$ we can derive all the other relations.

Finally, notice that a perfect comparison between KENN and LTN is difficult to obtain since the neural networks used in the two cases are different: KENN is applied on a Logistic Regression network while LTN uses a Neural Tensor Network [39]. While it is possible to use the same NN in both cases, the NN architectures which works fine with one method do not work well with the other. See Section 5.2 for more details.

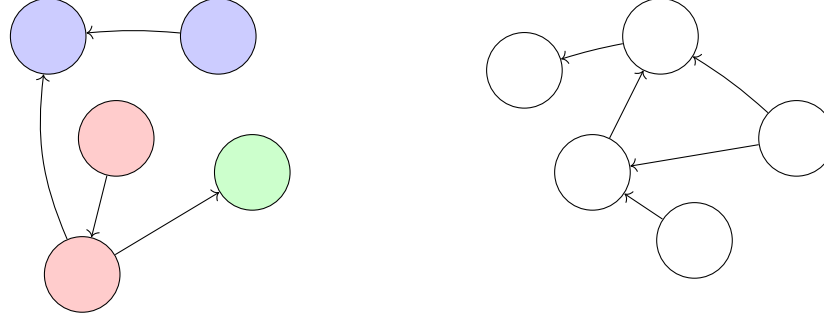
Another important aspect of the results is that KENN increased the metrics values of LR. As in previous experiments on Yeast and Emotions (see Section 7.2), we tested KENN both with greedy and end-to-end approaches. This time, although the greedy version brought improvements over the logistic regression, the best results are achieved by the end-to-end approach. This provides additional support for the overfitting hypothesis made in Section 7.6 since VRD has a much bigger training set than Emotions and Yeast. Moreover, in previous experiments, prior knowledge was automatically extracted from the training data. Clauses could be satisfied within the training set just by chance. In such cases, the Apriori algorithm extracts misleading rules that are not satisfied at test time. This implies a further increase in the chances of overfitting.

8 Experiments on relational data

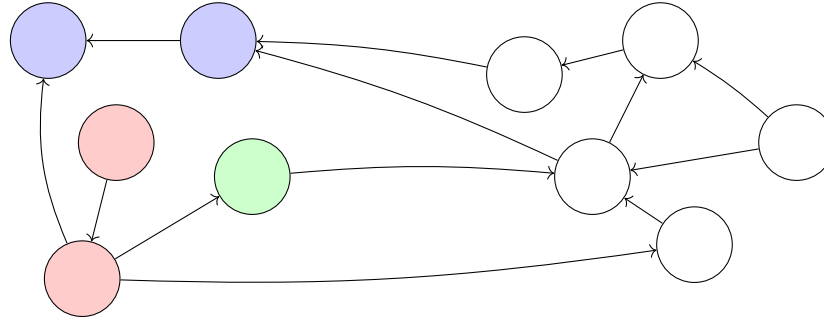
In this section, we focus on experiments with relational data. More precisely, KENN was tested on the context of Collective Classification: given a graph, we are interested in finding a classification for its nodes using both features of the nodes (the objects) and the information coming from the edges of the graph (relations between objects) [10].

In Collective Classification, there are two different learning paradigms: inductive and transductive learning. In inductive learning there are two separates graphs, one for training and the other for testing. On the contrary, in transductive learning there is only one graph that contains nodes both for training and testing. In other words, in inductive learning there are no edges between nodes for training and testing, while in transductive learning there are. Figure 17 shows the difference between the two paradigms.

The tests were performed with the goal of obtaining a comparison with other important methods of Neural-Symbolic integration. For this reason, we followed the evaluation methodology of [12], where the experiments have been carried out on Citeseer dataset [9] using SBR and RNM. As in [12], the experiments have been performed on both inductive and transductive paradigms.



Inductive Learning



Transductive Learning

Figure 17: The two learning paradigms in Collective Classification. The colors represent the classes of the nodes. White nodes are nodes of the Test Set. In inductive learning, Training and Test sets are two distinct graphs: the network has to learn only from labeled data; in transductive learning, there is a unique graph with both training and test nodes: the network can make use of information coming from the Test Set at training time by considering the additional relations.

8.1 Citeseer Dataset

The Citeseer dataset [9] used in the evaluation is a citation network: the graph’s nodes represent documents and the edges represent citations. The nodes’ features are bag-of-words vectors, where an entry is zero if the corresponding word of the dictionary is absent in the document, and one if it is present. The classes to be predicted represent possible topics for a document.

The dataset contains 4732 nodes that must be classified in 6 different classes: AG, AI, DB, IR, ML and HCI. The classification is obtained from the 3703 features of the nodes, with the addition of the information coming from the citations.

8.2 The Prior Knowledge

The Prior Knowledge codifies the idea that papers cite works that are related to them. This implies that the topic of a paper is often the same as the paper it cites. The clause

$$\forall x \forall y T(x) \wedge Cite(x, y) \rightarrow T(y)$$

is instantiated multiple times by substituting the topic T with all the six classes.

8.3 Experimental setup

We used as base NN a dense network with three hidden layers, each with 50 hidden nodes and RELU activation function. This setting is the same as [12], meaning that the results of KENN are directly comparable with the results of SBR and RNM provided by such work since also the used Knowledge is the same.

Notice that the base NN takes as input only the features of the nodes and it does not take into account relations. For this reason, by adding the knowledge, we could expect great improvements as compared to the base NN. Notice also that for the base NN model the two paradigms (inductive and transductive) are equivalent: the only difference between the two is the presence or absence of relations between nodes in the training and test sets, and such relations are not taken into account by the NN.

Indeed, the relations are considered only on the level of the KE. This is true also for RNM and SBR. In the case of SBR, the difference is that it does not change the basic neural network, meaning that even at inference time the learned model does not take into account the citations. To obviate these problems, SBR optimizes the satisfaction of the constraints defined by the knowledge even at test time. This is a strong point in favor of KENN since among the three methods is the only one that does not require to solve an optimization problem during inference. Indeed, one of the main advantages of KENN is scalability.

Notice also that the citations are known a priori (the edges of the graph are given as inputs). Therefore, when applying KE, it is possible to focus only on pairs of documents for which the $Cite(x, y)$ predicate is known to be true. Indeed, all the grounded clauses in the Prior Knowledge are automatically satisfied if $Cite(x, y)$ is false for the specific grounding. This means that clauses are always satisfied when the pair of documents do not cite one another and that KE would not apply any changes for such pairs of objects. For this reason, s_i^x , s_i^y and \mathbf{B} were generated using only pairs of objects for which $Cite(x, y)$ is true, reducing both train and test time.

Finally, since each paper can not be classified with multiple classes, the activation used was the softmax function. Notice that the results obtained in Section 3.6 were proved with the assumption that the activation is a logistic function. Therefore, there is not theoretic evidence that this approach can work. However, the results obtained give us empirical evidence that KENN can improve the base NN predictions even with softmax activation.

The training set dimension is changed multiple times to evaluate the efficacy of the three methods on the varying of training data. More precisely, tests have been conducted by selecting 10%, 25%, 50%, 75% and 90% of the dataset for training. Like in [12], for each of these values the training and evaluation is performed ten times, each of which with a different split of the dataset in training and test data. The final results are obtained as the mean of accuracy in the ten runs. This is justified by the fact that the choice of nodes in the Training Set has a strong effect on the learned model, and as a consequence on the test accuracy.

8.4 Results

Table 5 shows the results of KENN on the inductive version of the training.

Table 5: Results in terms of accuracy on the inductive variant of the task ordered by the amount of data used for training. The first three columns contains the results reported in [12].

% training	NN	SBR	RNM	NN	KENN _g	KENN _e
10	0.645	0.650 (+0.005)	0.685 (+0.040)	0.591	0.603 (+0.012)	0.591 (-0.000)
25	0.674	0.682 (+0.008)	0.709 (+0.035)	0.644	0.661 (+0.017)	0.659 (+0.015)
50	0.707	0.712 (+0.005)	0.726 (+0.019)	0.685	0.691 (+0.006)	0.701 (+0.016)
75	0.717	0.719 (+0.002)	0.726 (+0.009)	0.723	0.725 (+0.002)	0.742 (+0.019)
90	0.723	0.726 (+0.003)	0.732 (+0.009)	0.722	0.725 (+0.003)	0.740 (+0.018)

Notice that, although the final results are calculated as the mean of ten runs, there are still some fluctuations and for this reason it is not possible to perfectly replicate the results obtained by [12] for the NN. For this reason, in the table below

the NN has two columns, one with the results reported in [12], another with the results obtained our my experiments. Since the results of the NN are slightly different in these two cases, the considered metric is the improvement over the base NN.

The behavior of RNM is consistent with the simple intuition that when the training data is scarce the usage of knowledge should bring higher benefits. On the other hand, KENN has an opposite behavior with respect to RNM, with lower improvements when the data is scarce and higher when it is abundant. As we have seen in Section 7, KENN trained in the end-to-end fashion could suffer of overfitting when the training set is too small, and this explains why it performs poorly with 10% of the dataset for training. In such a case, it reduces the accuracy with respect to the base NN (the improvement was of $-3.36 \cdot 10^{-5}$, which is approximated to zero in the table). For this reason, as in the experiments with Yeast and Emotions, the usage of the greedy approach is beneficial for the smaller values of the training set dimension, since the greedy approach is less prone to overfitting. Indeed, KENN trained with the greedy approach gives better accuracy than the end-to-end one for the smallest training sets, with results that are always at least as good as SBR but worse than RNM.

Table 6: Results in terms of accuracy on the transductive variant of the task ordered by the amount of data used for training. The first three columns contains the results reported in [12].

% training	NN	SBR	RNM	NN	KENN _g	KENN _e
10	0.640	0.703 (+0.063)	0.708 (+0.068)	0.599	0.611 (+0.013)	0.649 (+0.050)
25	0.667	0.729 (+0.062)	0.735 (+0.068)	0.649	0.662 (+0.013)	0.681 (+0.032)
50	0.695	0.747 (+0.052)	0.753 (+0.058)	0.682	0.692 (+0.010)	0.726 (+0.045)
75	0.708	0.764 (+0.056)	0.766 (+0.058)	0.705	0.709 (+0.004)	0.755 (+0.050)
90	0.726	0.780 (+0.054)	0.780 (+0.054)	0.728	0.747 (+0.019)	0.785 (+0.057)

Table 6 shows the results of the various models on the transductive learning task. Note that, as mentioned previously, the results of the base NN are similar to the case of inductive learning. In contrast, the other models, which take into account the citations, perform much better on this task since they have more information at their disposal during training. The only exception is KENN when trained with the greedy approach, which performs more or less the same in the two tasks. Notice that in this case the NN is trained separately from the KE and that, as already discussed, the NN does not benefit from the additional edges provided in transductive learning.

By looking at Table 6 we can notice that, like in the case of inductive learning, KENN works better than the other models when the percentage of training data is high. However, in this case, it seems to not suffer of overfitting as in the inductive learning, since the improvement over the base NN is pretty high even with a lower percentage of training nodes. This can be explained by noticing that in transductive learning KENN can make use of the information carried out by the relations between training and test nodes. Like for inductive learning, the loss is calculated from the predictions on the training set nodes. However, if clause weights are high enough, the loss depends indirectly also on the values of the test nodes. To explain this property, let's look at Figure 18. As before, white nodes represent nodes of the test set. Suppose color red represents the class AI and blue ML. The value of the loss function does not depend directly on the value of node 9, since it is not in the training set. However, if the clause weight w_{AI} of clause $c_{AI} : \forall x \forall y AI(x) \wedge Cite(x, y) \rightarrow AI(y)$ is high, then setting node 9 to class AI would force node 3 to be classified as AI as well. On the contrary, if we classify node 9 with the class ML, then node 3 would also be classified as ML (supposing high value also for w_{ML}).

Summarizing, in the simple scenario of Figure 18, it is convenient for the model to learn a high value for w_{AI} and w_{ML} . By predicting nodes 9 and 8 as AI and ML respectively, the model will force also the training nodes to be correctly classified. As a consequence, the loss would be reduced and this kind of solution will be selected by the training process. In this case, the KE produces a sort of regularization similar to the one of LTN and SBR, since it rewards solutions that make the constraints satisfied.

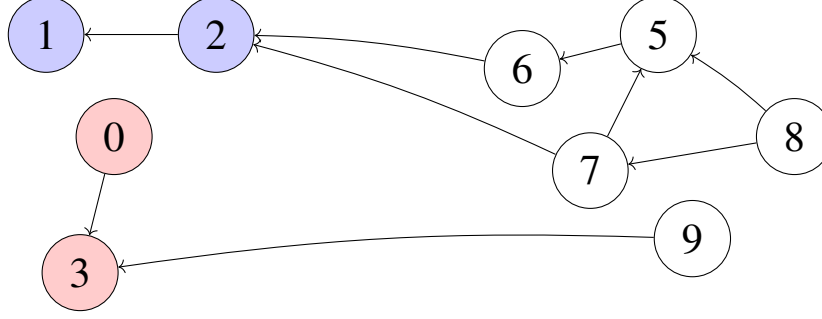


Figure 18: An extreme example of a graph in a transductive learning scenario: the white nodes are available during training, but not their classes. In this simple scenario, it is easy for the learning algorithm to make KENN fit the data by forcing the satisfaction of the constraints and by classifying the test set nodes accordingly.

9 Conclusions and future work

We proposed KENN, a new method for injecting Prior Knowledge expressed as logical clauses into a neural network model, merging in this way the learning capabilities of Neural Networks with the expressivity of First Order Logic. KENN can be used in combination with many different types of neural networks and differs from other methods on the way logic is injected, that is by adding a new differentiable layer (the Knowledge Enhancer) at the top of a NN which provides predictions for the atomic formulas of the logic clauses.

Moreover, it has been introduced the concept of t-conorm boost function (TBF), which is a function that modifies the truth values of the literals of a clause to increase its satisfaction in terms of a fuzzy logic t-conorm. Furthermore, we introduced the concept of minimality of a TBF and provided a formal proof of the minimality of a specific function δ^f in respect to the Gödel t-conorm. A soft approximation of δ^f is used inside the Clause Enhancer, a submodule of the KE.

In addition, the KE contains clause weights, which are learnable parameters that represent the strength of the clauses. At the best of our knowledge, KENN and RNM are the only approaches that can merge Neural Networks models and logical Prior Knowledge while learning the clause weights. The two methods work similarly, in the sense that both the methods use a neural network to predict the initial classification which is then updated based on the knowledge. The difference between the two can be summarized in the different choices made for this second step: KENN integrate it directly into the base NN as a differentiable function but it considers each rule separately and integrates the results via a linear combination; RNM instead take into account the entire knowledge at the same time, but it requires to solve an optimization problem (MAP estimation) at inference time and at each training step.

The ability to learn clause weights makes KENN suitable for tasks where the provided knowledge is not totally reliable or when some of the clauses are not hard constraints and it is not known a priori the strength of the constraints encoded in the clauses. This has proven to be a major advantage in the experiments with VRD Dataset, where the results obtained by KENN outperforms LTN using the same type of knowledge. Indeed, multiple clause weights have been set to zero by the learning process, meaning that KENN learned to ignore the corresponding clauses. On the other hand, LTN forces the satisfaction of constraints, meaning that those rules are enforced by it even if they are not satisfied in the training data. Moreover, the experiments on Citeseer provide other evidence in favour of approaches that integrate the knowledge into the model, since both KENN and RNM obtained higher results than SBR. Finally, notice that one of the advantages of learning the clause weights is that in principle it should be possible to generate new knowledge by generating random clauses and let KENN validate them by learning the weights. This approach could be the focus of further experiments.

While KENN proved to be able to effectively add the knowledge into the base NN with good results in multiple datasets, the flexibility in terms of usable knowledge is lower as compared to the other methods, in particular because of the absence of the existential quantifier. This could be the goal of future developments. Notice that, if such a change is done under the Close World Assumption, this should be a quite trivial extension to develop. Another missing feature is the possibility to represents functions. In this case, however, it is not a straightforward task. Further investigation are needed in this direction.

Another important contribution is in the solution found to manage relational data: the KE has been developed to work on a matrix where each column represents a unary predicate and the rows the objects of the domain. This means that the KE does not work with relational data. On the contrary, it works under the i.i.d. assumption. Instead of developing a

version of the KE for relational data, the graph structure is managed by a pre elaboration step which provides the KE with a matrix in the required format, and a post elaboration step that aggregates the outputs generated by the KE to obtain the final results which are compliant with the relational structure of the domain. The main contribution is on the way these pre and post elaborations steps work: they are represented as queries of a relational database. Indeed, the data structure used to store a graph is very similar to the one of a relational database. However, in this case, such database is implemented in TensorFlow and the queries are implemented as differentiable operators. This strategy was used only in the context of KENN, but it could be the focus of further investigation. Indeed the idea of a differentiable relational database could provide a very convenient way to create Neural Network architectures for relational domains.

References

- [1] Alex Krizhevsky, Ilya Sutskever, and Geoffrey E. Hinton. Imagenet classification with deep convolutional neural networks. In *Proceedings of the 25th International Conference on Neural Information Processing Systems - Volume 1*, NIPS’12, pages 1097–1105, USA, 2012. Curran Associates Inc.
- [2] Dzmitry Bahdanau, Kyunghyun Cho, and Yoshua Bengio. Neural machine translation by jointly learning to align and translate. *arXiv preprint arXiv:1409.0473*, 2014.
- [3] Geoffrey Hinton, Li Deng, Dong Yu, George Dahl, Abdel-rahman Mohamed, Navdeep Jaitly, Andrew Senior, Vincent Vanhoucke, Patrick Nguyen, Brian Kingsbury, et al. Deep neural networks for acoustic modeling in speech recognition. *IEEE Signal processing magazine*, 29, 2012.
- [4] Alessandro Daniele and Luciano Serafini. Knowledge enhanced neural networks. In Abhaya C. Nayak and Alok Sharma, editors, *PRICAI 2019: Trends in Artificial Intelligence*, pages 542–554, Cham, 2019. Springer International Publishing.
- [5] André Elisseeff and Jason Weston. A kernel method for multi-labelled classification. In *Proceedings of the 14th International Conference on Neural Information Processing Systems: Natural and Synthetic*, NIPS’01, pages 681–687, Cambridge, MA, USA, 2001. MIT Press.
- [6] Konstantinos Trohidis, Grigorios Tsoumakas, George Kalliris, and Ioannis Vlahavas. Multi-label classification of music into emotions. In *Proceedings of the 9th International Conference on Music Information Retrieval*, pages 325–330, Philadelphia, USA, September 14–18 2008.
- [7] Cewu Lu, Ranjay Krishna, Michael S. Bernstein, and Fei-Fei Li. Visual relationship detection with language priors. In *ECCV (1)*, volume 9905 of *Lecture Notes in Computer Science*, pages 852–869. Springer, 2016.
- [8] Ivan Donadello. *Semantic Image Interpretation - Integration of Numerical Data and Logical Knowledge for Cognitive Vision*. PhD thesis, Trento Univ., Italy, 2018.
- [9] Qing Lu and Lise Getoor. Link-based classification. In *Proceedings of the Twentieth International Conference on International Conference on Machine Learning*, ICML’03, page 496–503. AAAI Press, 2003.
- [10] Prithviraj Sen, Galileo Mark Namata, Mustafa Bilgic, Lise Getoor, Brian Gallagher, and Tina Eliassi-Rad. Collective classification in network data. *AI Magazine*, 29(3):93–106, 2008.
- [11] Michelangelo Diligenti, Marco Gori, and Claudio Saccà. Semantic-based regularization for learning and inference. *Artif. Intell.*, 244:143–165, 2017.
- [12] Giuseppe Marra, Michelangelo Diligenti, Francesco Giannini, Marco Gori, and Marco Maggini. Relational neural machines. *arXiv preprint arXiv:2002.02193*, 2020.
- [13] Matthew Richardson and Pedro Domingos. Markov logic networks. *Mach. Learn.*, 62(1-2):107–136, February 2006.
- [14] Jue Wang and Pedro Domingos. Hybrid markov logic networks. In *Proceedings of the 23rd National Conference on Artificial Intelligence*, volume 2 of *AAAI’08*, pages 1106–1111. AAAI Press, 2008.
- [15] Judea Pearl. *Probabilistic reasoning in intelligent systems: networks of plausible inference*. Elsevier, 2014.
- [16] Stephen H. Bach, Matthias Broecheler, Bert Huang, and Lise Getoor. Hinge-loss Markov random fields and probabilistic soft logic. *Journal of Machine Learning Research*, 18(109):1–67, 2017.
- [17] Tarek R. Besold, Artur S. d’Avila Garcez, Sebastian Bader, Howard Bowman, Pedro M. Domingos, Pascal Hitzler, Kai-Uwe Kühnberger, Luís C. Lamb, Daniel Lowd, Priscila Machado Vieira Lima, Leo de Penning, Gadi Pinkas, Hoifung Poon, and Gerson Zaverucha. Neural-symbolic learning and reasoning: A survey and interpretation. *CoRR*, abs/1711.03902, 2017.

- [18] Jingyi Xu, Zilu Zhang, Tal Friedman, Yitao Liang, and Guy Van den Broeck. A semantic loss function for deep learning with symbolic knowledge. In Jennifer Dy and Andreas Krause, editors, *Proceedings of the 35th International Conference on Machine Learning*, volume 80 of *Proceedings of Machine Learning Research*, pages 5502–5511, Stockholmsmässan, Stockholm Sweden, 10–15 Jul 2018. PMLR.
- [19] Luciano Serafini and Artur S. d’Avila Garcez. Logic tensor networks: Deep learning and logical reasoning from data and knowledge. *CoRR*, abs/1606.04422, 2016.
- [20] Ivan Donadello, Luciano Serafini, and Artur S. d’Avila Garcez. Logic tensor networks for semantic image interpretation. In Carles Sierra, editor, *Proceedings of the Twenty-Sixth International Joint Conference on Artificial Intelligence, IJCAI 2017, Melbourne, Australia, August 19-25, 2017*, pages 1596–1602. ijcai.org, 2017.
- [21] Ivan Donadello and L. Serafini. Compensating supervision incompleteness with prior knowledge in semantic image interpretation. *2019 International Joint Conference on Neural Networks (IJCNN)*, pages 1–8, 2019.
- [22] Marc Fischer, Mislav Balunovic, Dana Drachler-Cohen, Timon Gehr, Ce Zhang, and Martin Vechev. DL2: Training and querying neural networks with logic. In *International Conference on Machine Learning*, pages 1931–1941, 2019.
- [23] Emile Van Krieken, Erman Acar, and Frank Van Harmelen. Semi-supervised learning using differentiable reasoning. *arXiv preprint arXiv:1908.04700*, 2019.
- [24] Zhiting Hu, Xuezhe Ma, Zhengzhong Liu, Eduard H. Hovy, and Eric P. Xing. Harnessing deep neural networks with logic rules. In *Proceedings of the 54th Annual Meeting of the Association for Computational Linguistics, ACL 2016, August 7-12, 2016, Berlin, Germany, Volume 1: Long Papers*. The Association for Computer Linguistics, 2016.
- [25] Tao Li and Vivek Srikumar. Augmenting neural networks with first-order logic. In *Proceedings of the 57th Annual Meeting of the Association for Computational Linguistics*, pages 292–302, Florence, Italy, July 2019. Association for Computational Linguistics.
- [26] David S Touretzky and Dean A Pomerleau. What’s hidden in the hidden layers. *Byte*, 14(8):227–233, 1989.
- [27] S Haykin. *Neural networks, a comprehensive foundation* second edition by prentice-hall, 1999.
- [28] Matthew R. Boutell, Jiebo Luo, Xipeng Shen, and Christopher M. Brown. Learning multi-label scene classification, 2004.
- [29] Eneldo Loza Menc’ia and Johannes Fürnkranz. Efficient multilabel classification algorithms for large-scale problems in the legal domain. In *Semantic Processing of Legal Texts: Where the Language of Law Meets the Law of Language*, pages 192–215, 2010.
- [30] Grigorios Tsoumakas and Ioannis Katakis. Multi-label classification: An overview. *International Journal of Data Warehousing and Mining (IJDWM)*, 3(3):1–13, 2007.
- [31] Sang-Hyeun Park and Johannes Fürnkranz. Multi-label classification with label constraints. In Eyke Hüllermeier and Johannes Fürnkranz, editors, *Proceedings of the ECML PKDD 2008 Workshop on Preference Learning (PL-08, Antwerp, Belgium)*, pages 157–171, 2008.
- [32] Paul Pavlidis and William Noble Grundy. Combining microarray expression data and phylogenetic profiles to learn gene functional categories using support vector machines. 2000.
- [33] Rakesh Agrawal, Tomasz Imieliński, and Arun Swami. Mining association rules between sets of items in large databases. In *Acm sigmod record*, volume 22(2), pages 207–216. ACM, 1993.
- [34] Rakesh Agrawal, Heikki Mannila, Ramakrishnan Srikant, Hannu Toivonen, and A. Inkeri Verkamo. Fast discovery of association rules. In *Advances in Knowledge Discovery and Data Mining*, pages 307–328. American Association for Artificial Intelligence, Menlo Park, CA, USA, 1996.
- [35] Tieleman Tijmen and Geoffrey Hinton. Lecture 6.5 – rmsprop: Divide the gradient by a running average of its recent magnitude. COURSE: Neural Networks for Machine Learning, 2012.
- [36] Hanwang Zhang, Zawlin Kyaw, Shih-Fu Chang, and Tat-Seng Chua. Visual translation embedding network for visual relation detection. *2017 IEEE Conference on Computer Vision and Pattern Recognition (CVPR)*, pages 3107–3115, 2017.
- [37] Bo Dai, Yuqi Zhang, and Dahua Lin. Detecting visual relationships with deep relational networks. In *Proceedings of the IEEE Conference on Computer Vision and Pattern Recognition*, 2017.
- [38] Ruichi Yu, Ang Li, Vlad I. Morariu, and Larry S. Davis. Visual relationship detection with internal and external linguistic knowledge distillation. *CoRR*, abs/1707.09423, 2017.
- [39] Richard Socher, Danqi Chen, Christopher D Manning, and Andrew Ng. Reasoning with neural tensor networks for knowledge base completion. In *Advances in neural information processing systems*, pages 926–934, 2013.