

Advanced Graph-Based Deep Learning for Probabilistic Type Inference

FANGKE YE, Georgia Institute of Technology, USA

JISHENG ZHAO, Georgia Institute of Technology, USA

VIVEK SARKAR, Georgia Institute of Technology, USA

Dynamically typed languages such as JavaScript and Python have emerged as the most popular programming languages in use today. However, when possible to do so, there are also important benefits that accrue from including static type annotations in dynamically typed programs, e.g., improved documentation, improved static analysis of program errors, and improved code optimization. This approach to gradual typing is exemplified by the TypeScript programming system which allows programmers to specify partially typed programs, and then uses static analysis to infer as many remaining types as possible. However, in general, static type inference is unable to infer all types in a program; and, in practice, the effectiveness of static type inference depends on the complexity of the program's structure and the initial types specified by the programmer. As a result, there is a strong motivation for new approaches that can advance the state of the art in statically predicting types in dynamically typed programs, and that do so with acceptable performance for use in interactive programming environments.

Previous work has demonstrated the promise of *probabilistic type analysis* techniques that use deep learning methods such as recurrent neural networks and graph neural networks (GNNs) to predict types for variable declarations and occurrences. In this paper, we advance past work by introducing a range of graph-based deep learning models that operate on a novel *type flow graph* (TFG) representation. The TFG represents an input program's elements as graph nodes connected with syntax edges and over-approximated data flow edges, and our GNN models are trained to predict the type labels in the TFG for a given input program.

We study different design choices for our GNN-based type inference system for the 100 most common types in our evaluation corpus, and show that our best GNN configuration for accuracy ($R\text{-GNN}_{NS\text{-CTX}}$) achieves a top-1 accuracy of 87.76%. This outperforms the two most closely related deep learning type inference approaches from past work – DeepTyper with a top-1 accuracy of 84.62% and LambdaNet with a top-1 accuracy of 79.45%. Alternatively, we can state the error (100% - accuracy) for $R\text{-GNN}_{NS\text{-CTX}}$ is 0.80 \times that of DeepTyper and 0.60 \times that of LambdaNet. Further, the average inference throughput of $R\text{-GNN}_{NS\text{-CTX}}$ is 353.8 files/second, compared to 186.7 files/second for DeepTyper and 1,050.3 files/second for LambdaNet. If inference throughput is a higher priority, then the recommended model to use from our approach is the next best GNN configuration from the perspective of accuracy ($R\text{-GNN}_{NS}$) which achieved a top-1 accuracy of 86.89% and an average inference throughput of 1,303.9 files/second. In summary, our work introduces advances in graph-based deep learning that yield superior accuracy and performance to past work on probabilistic type analysis, while also providing a range of GNN models that could be applicable in the future to other graph structures used in program analysis beyond the TFG.

Additional Key Words and Phrases: Static Analysis, Type Inference, Machine Learning

1 INTRODUCTION

Dynamically typed languages such as JavaScript and Python have emerged as some of the most popular programming languages in use today, as evidenced by their popularity ranks on GitHub.¹ Compared with statically typed programs, dynamically typed programs are usually more succinct and easier to modify. However, when possible to do so, there are also important benefits that accrue from including static type annotations in dynamically typed programs, e.g., improved documentation and static analysis of program errors. The classical approach to address this problem is to perform *static type inference*, usually accomplished by applying control and data flow analyses to

¹The State of the Octoverse: <https://octoverse.github.com/>.

infer the relevant type lattices for expressions in a program. However, in general, static type inference is unable to infer all types in a dynamically typed program; and, in practice, the effectiveness of static type inference depends on the complexity of the program’s structure, e.g., use of implicit polymorphic variables, object properties, and dynamic type evaluation. An alternate *gradual typing* approach is exemplified by the TypeScript programming system which allows programmers to specify partially typed programs, and then uses static analysis to infer as many remaining types as possible. While an improvement over a fully static approach, gradual typing is also encumbered by the inherent challenges faced by static analysis. As a result, there is a strong motivation for new approaches that can advance the state of the art in statically predicting types in dynamically typed programs, and that do so with acceptable performance for use in interactive programming environments.

Previous work has demonstrated the promise of *probabilistic type analysis* techniques that use deep learning methods to predict types for variable declarations and occurrences. One approach from past work, DeepTyper, formulates type prediction as a sequence tagging problem and trains a recurrent neural network (RNN) model to solve that problem [Hellendoorn et al. 2018]. Another approach from past work, LambdaNet, employs an auxiliary analysis to infer type dependences between program elements and extract them into a graphical representation, on which it trains a graph neural network (GNN) model to perform type prediction [Wei et al. 2019]. The introduction of these approaches is a natural follow-on to work from the past two decades on applying machine learning to address a number of compilation-related problems, and that has been enabled by the rapid growth of open source online code repositories such as the open-source projects hosted on GitHub. Examples of programming tasks that have been aided by the use of machine learning include property prediction, code search, anomaly detection, and code completion [Allamanis et al. 2018].

In this paper, we advance past work by introducing a GNN-based type inference system consisting of a range of GNN models operating on a novel *type flow graph* (TFG) representation. The TFG represents an input program’s elements as graph nodes connected with syntax edges and over-approximated data flow edges, and our GNN models are trained to predict type labels from the TFG of a given input program. The TFG is efficient to construct, and can be built via simple bottom-up traversals of the program’s abstract syntax tree. Our GNN models learn to propagate type information on the graph and predict types for the graph nodes. We study different design choices for our GNN-based type inference system for the 100 most common types in our evaluation corpus, and show that our best GNN configuration for accuracy ($R\text{-GNN}_{NS\text{-CTX}}$) achieves a top-1 accuracy of 87.76%. This outperforms the two most closely related deep learning type inference approaches from past work – DeepTyper with a top-1 accuracy of 84.62% and LambdaNet with a top-1 accuracy of 79.45%. Alternatively, we can state the error (100% - accuracy) for $R\text{-GNN}_{NS\text{-CTX}}$ is $0.80\times$ that of DeepTyper and $0.60\times$ that of LambdaNet. Further, the average inference throughput of $R\text{-GNN}_{NS\text{-CTX}}$ is 353.8 files/second, compared to 186.7 files/second for DeepTyper and 1,050.3 files/second for LambdaNet. If inference throughput is a higher priority, then the recommended model to use from our approach is the next best GNN configuration from the perspective of accuracy ($R\text{-GNN}_{NS}$) which achieved a top-1 accuracy of 86.89% and an average inference throughput of 1,303.9 files/second. Thus, our work introduces advances in graph-based deep learning that yield superior accuracy and performance to past work on probabilistic type analysis, while also providing a range of GNN models that could be applicable in the future to other graph structures used in program analysis beyond the TFG.

A summary of the contributions of this paper is as follows:

- We propose a probabilistic analysis framework for type inference based on *a family of GNNs*.

- We introduce a lightweight *type flow graph* structure that efficiently captures type flow information from a program’s abstract syntax tree.
- We propose several design choices for our family of GNNs, and evaluate their accuracy and efficiency as described above.
- We compare our approach with two state-of-the-art deep learning based approaches for probabilistic type inference (DeepTyper and LambdaNet) and show that our approach yields superior accuracy and performances to both past approaches.

The rest of this paper is organized as follows. Section 2 provides background on type inference and graph neural networks. Section 3 introduces our GNN-based type inference framework, including graph construction and the model architecture. In Section 4, we evaluate our approach with different design choices and compare it with previous work. Section 5 presents related work, and Section 6 concludes the paper.

2 BACKGROUND

2.1 Static Type Inference

The goal of type inference is to automatically deduce the type of an expression in a program. The deduced type can be either partially or fully, depends on the simplicity of target programming language or the robustness of the type inference analysis.

Static type inference algorithms infer type information via solving the type constraints collected from the target program. A type constraint represents the aggregation and reduction of the type information between expressions in the program. This allows type inference to be formulated as a graph analysis problem.

2.2 Graph Neural Networks

Graph neural networks (GNNs) are machine neural network models that directly operate on graph-structured data. A graph can be defined as $G = (V, E)$, where V is the set of nodes and E is the set of edges. The neighborhood of a node v is defined as $\mathcal{N}(v) = \{u \in V \mid (u, v) \in E\}$. A node v can have attributes represented as a feature vector \mathbf{x}_v , and similarly, an edge (u, v) can have attributes represented as a feature vector \mathbf{e}_{uv} . GNNs learn the representations of graph structures by propagating the states of nodes to their neighbors iteratively and transforming the nodes states into output representations. Let \mathbf{h}_v be the state vector of node v and K be the number of propagation steps,² a general form of a GNN can be defined as:³

$$\mathbf{h}_v^{(0)} = \mathbf{x}_v \quad v \in V \quad (1)$$

$$\mathbf{m}_{uv}^{(k)} = f_{\text{message}}^{(k)}(\mathbf{h}_u^{(k-1)}, \mathbf{e}_{uv}) \quad k = 1..K, v \in V, u \in \mathcal{N}(v) \quad (2)$$

$$\mathbf{a}_v^{(k)} = f_{\text{aggregate}}^{(k)}\left(\mathbf{h}_v^{(k-1)}, \left\{m_{uv}^{(k)} \mid u \in \mathcal{N}(v)\right\}\right) \quad k = 1..K, v \in V \quad (3)$$

$$\mathbf{h}_v^{(k)} = f_{\text{update}}^{(k)}\left(\mathbf{h}_v^{(k-1)}, \mathbf{a}_v^{(k)}\right) \quad k = 1..K, v \in V \quad (4)$$

The state of each node \mathbf{h}_v is initialized with its feature vector \mathbf{x}_v in Eq. (1). At step k , a node receives messages from its neighbors through corresponding edges. A message vector \mathbf{m}_{uv} is generated from a neighbor’s hidden state $\mathbf{h}_u^{(k-1)}$ at step $(k-1)$ and the feature vector of the edge where the message is passed through (i.e., \mathbf{e}_{uv}), using the message function $f_{\text{message}}^{(k)}$ in Eq. (2). The

²In this paper, we use the term *propagation step* to represent the computation in an iteration. A propagation step is also called a GNN layer in the literature.

³Although there exists a more general form that allows edge features to be updated during the propagation [Battaglia et al. 2018], the one we present here is sufficient to formulate all the GNN architectures we will discuss in this paper.

messages are then aggregated to a single vector using the aggregation function $f_{\text{aggregate}}^{(k)}$ in Eq. (3). At the end of step k , the node’s state $\mathbf{h}_v^{(k)}$ is updated from its state at the previous step $\mathbf{h}_v^{(k-1)}$ and the aggregated message vector $\mathbf{a}_v^{(k)}$ using the update function $f_{\text{update}}^{(k)}$ in Eq. (4).

The functions $f_{\text{message}}^{(k)}$, $f_{\text{aggregate}}^{(k)}$, $f_{\text{update}}^{(k)}$ are neural networks containing trainable parameters. Those functions can be the same and share parameters across different steps (i.e., $f_-^{(1)} = f_-^{(2)} = \dots = f_-^{(K)}$) or they can be different functions and use a separate set of parameters for each step. Following the taxonomy in [Wu et al. 2020], we use the term *recurrent graph neural networks* to refer to GNNs with shared functions and parameters for all steps, and *convolutional graph neural networks* to refer to GNNs with separate functions and parameters for different steps.

2.3 Machine Learning Assisted Static Analysis

There has been a large body of work that leverages machine learning to assist static analysis. By their tasks, those approaches can be categorized into the following categories:

Program Property Prediction. In this class of tasks, the goal is to assign property labels to (part of) a program. The typical approach is to apply supervised learning to build a model that predict the property labels from a program’s representation. The program representations that have been adopted by previous work include token sequences [Hellendoorn et al. 2018], abstract syntax trees [Alon et al. 2019; Raychev et al. 2015], and some more complex graphs [Allamanis et al. 2017; Si et al. 2018].

Learning to Parametric Program Analysis. To make a trade-off between precision and cost, parametric analyses have been applied in real-world solutions [Oh et al. 2014; Zhang et al. 2013]. Unlike manual parameterization and heuristic parameter search, which rely on the expertise of users or heuristic developers, statistical learning approaches can learn from automatically generated data and have shown a good capacity for finding the optimal configuration for parameters including the granularity of program abstraction [Liang and Naik 2011; Oh et al. 2015].

Program Specification Identification. This scenario focus on mining program specification from code corpora, including the API specifications [Chibotaru et al. 2019; Murali et al. 2017], the behaviors of a library [Bastani et al. 2018] and code idioms [Allamanis and Sutton 2014]. These techniques can be applied for detecting API misuses, performing code completion, etc.

In this paper, we focus on type inference, which can be categorized as a program property prediction problem. We investigate the approach of using graph structure to present the input program and building machine learning models to predict program properties. A GNN-based learning framework is designed to learn from graph-structured data extracted from code and predict types for program elements.

3 METHODOLOGY

This section describes our methodology that uses GNN based machine learning framework to perform probabilistic type inference. Section 3.1 describes the problem statement and the proposed learning framework. Section 3.2 gives the definition of the graph we use as input to our GNN models. The design of the GNN architecture is introduced in Section 3.3.

3.1 Problem Statement

We formulate type inference as a graph node label prediction problem. The prediction is at the file level for better scalability and flexibility. Our GNN-based type inference framework is shown in Fig. 1. For each source file, we construct a graph whose nodes correspond to program elements

in the file. The graph edges include syntax edges extracted from the abstract syntax tree and over-approximated data flow edges derived from name-matching-based static analysis. A GNN model is trained to predict type for the graph nodes from a fixed type vocabulary. The target programming language we choose is JavaScript, and the unit of program element for prediction is the identifier, which covers variables, function parameters, and object properties in JavaScript. Following the methodology of a previous work [Hellendoorn et al. 2018], we train the model on a dataset of TypeScript programs. The type labels are obtained from the TypeScript compiler, and the graphs are constructed from the code without using any information from existing type annotations.

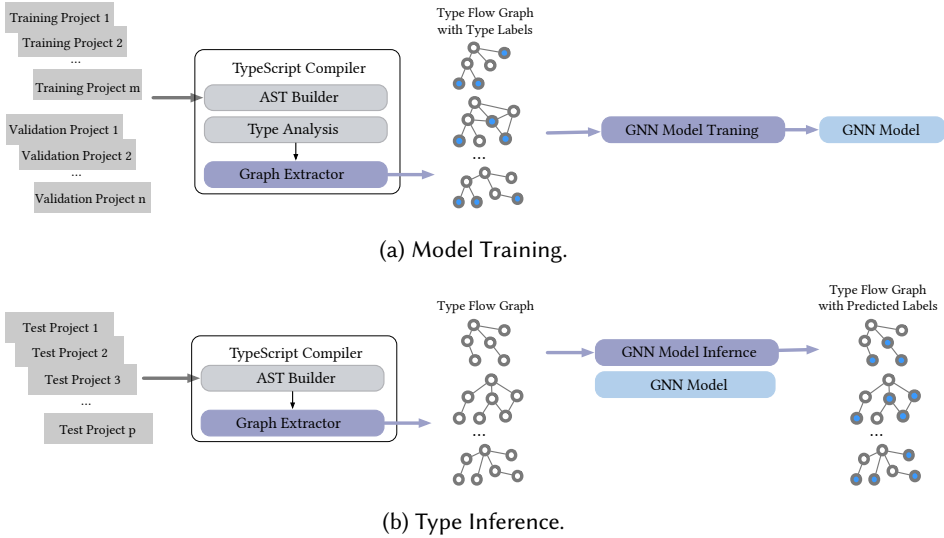


Fig. 1. The graph neural network based type inference framework.

3.2 Graph Definition

A data-driven approach relies on high-quality data containing features that are relevant to the target problem. For the type inference problem, the relevant features include the source of type information (e.g., literals), the code patterns that have implications about types, and the paths of type propagation. Ideally, the input data to the learning model should at least cover those features. In this work, we defined a *type flow graph* (TFG) that carries those features mentioned above by encoding syntactic and approximate semantic information in a program.

A TFG is a directed graph whose nodes represent program elements in the code and edges encode type-relevant relationships between the nodes. It is constructed from a program's abstract syntax tree (AST). We give the definitions of the nodes and edges and how they can be extracted in the following paragraphs.

Graph Node. The nodes in a TFG present the program elements that either carry types or provide hints about types. They are categorized into the following node types:

- *Identifier node (IdentNode):* It represents an identifier token in a program and corresponds to an occurrence of a named element in the program, including variables, object properties, and functions.
- *Token node (TokNode):* It represents a non-identifier token that appears as leaves in an AST. Most of the token nodes in a program are literals.

- *Expression node (ExprNode)*: It represents an expression in a program, including binary, unary expressions, function and variable declarations;
- *Variable symbol node (VarSymNode)*: It represents a variable and its occurrences within the live range;
- *Object property node (ObjPropNode)*: It represents an object property name in a program. It can be viewed as an over-approximation of an object property symbol;⁴
- *Context node (CtxNode)*: It represents the context where an expression appears. Every *CtxNode* is associated with an expression node in the AST whose parent is a statement node.

Each node has an associated feature. An *IdentNode*'s feature is its name and a *TokNode*'s feature is its token type. A *CtxNode*'s feature is a (statement_type, child_name) pair, where statement_type is the type of a statement node in the AST and child_name is the name of a child node of that statement node (e.g., for an if-statement node with an expression child node serving as its condition, the expression node in the TFG will be connected to a *CtxNode* with the feature (IfStmt, condition)). The features of other nodes are their node types.

IdentNodes and *ExprNodes* are the units for type prediction. *TokNodes* serve as sources of type information since they contain literals that have known types. A *VarSymNode* acts as a "hub" that helps the type information exchange between different occurrences of the same variable. An *ObjPropNode* has a similar functionality for object properties that share the same name. A *CtxNode* provides hints about the type of an expression based on its role in the enclosing statement.

Graph Edge. The functionality of graph edges is to establish information flow paths between the nodes. To enable efficient information exchange, we make all edges bi-directional, and each edge type we describe below has a corresponding backward edge type in order to distinguish between a forward edge and a backward edge. The edges are categorized into the following types:

- *Expression edge (ExpEdge)*: It connects an *IdentNode*/*TokNode*/*ExprNode* to an *ExprNode*. The source and the destination of this edge should correspond to a child-parent pair in the AST.
- *Variable symbol edge (VarSymEdge)*: It connects an *IdentNode* to a *VarSymNode*. The *IdentNode* must represent a variable whose symbol corresponds to the *VarSymNode*.
- *Object property edge (ObjPropEdge)*: It connects an *IdentNode* to an *ObjPropNode*. The *IdentNode* must represent an object property whose name corresponds to the *ObjPropNode*.
- *Return edge (RetEdge)*: It connects an *ExprNode* representing a returned expression to an *ExprNode* representing its enclosing function declaration.
- *Call edge (CallEdge)*: It can connect an *ExprNode* representing a returned expression to an *ExprNode* representing a call expression who is a potential caller of the enclosing function of that returned expression. It can also connect an *ExprNode* representing an argument in a call expression to an *ExprNode* representing a parameter of a function who is a potential callee of that call expression.
- *Context edge (CtxEdge)*: It connects a *CtxNode* to an *ExprNode* it is associated with.

Each edge has an associated feature. The feature of an *ExpEdge*, presented as (c, p), and its backward edge, (p, c), is a (expression_type, child_name, direction) tuple, where expression_type is the expression type of p, child_name is the child name of c in the AST, and direction is either f for a forward edge and b for a backward edge. For other edges, their features are the edge types.

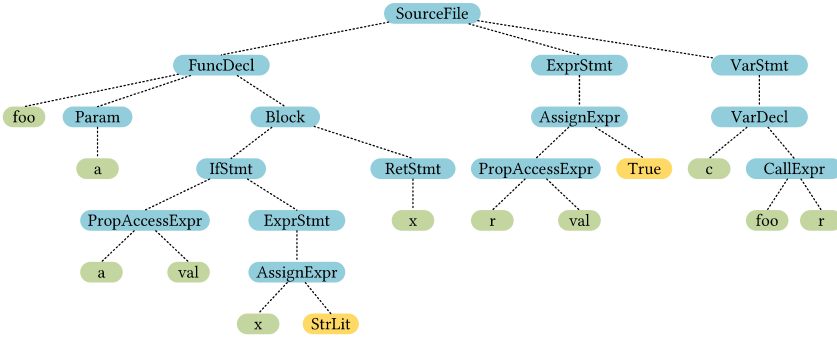
Fig. 2 gives an example of the TFG. Fig. 2a shows a piece of code and Fig. 2b displays its AST. The corresponding TFG is shown in Fig. 2c. To simplify the presentation, the edge features for *ExpEdges* are not shown in this example. It can be seen that *ExpEdges* establish type information

⁴This is equivalent to applying a flow-insensitive and context-insensitive alias analysis for object properties, which is over-approximated since it only checks if properties' names are the same.

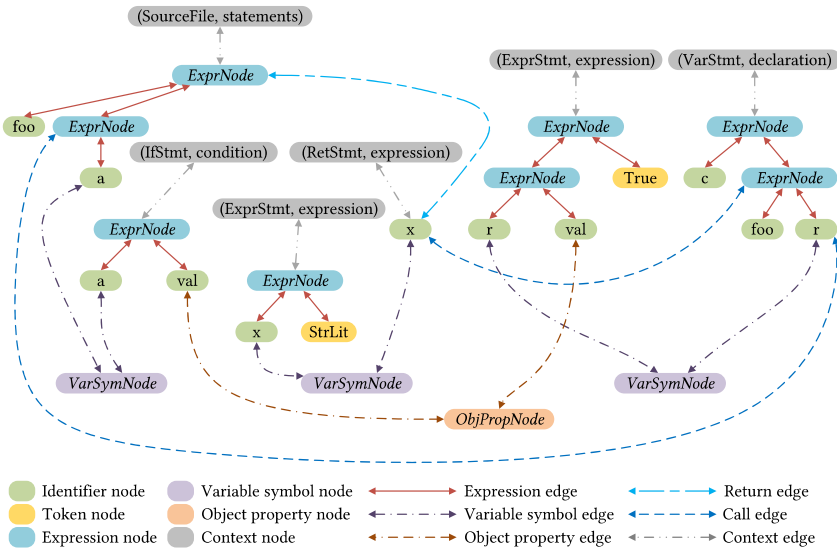
```

function foo(a) {
  if (a.val) x = "Hello";
  return x;
}
r.val = true;
let c = foo(r);
    
```

(a) Code example.



(b) Abstract syntax tree.



(c) Type flow graph.

Fig. 2. An example of TFG.

flow paths within expressions. *VarSymEdges* and *ObjPropNodes* allows type information exchange between the different occurrences of the same variable and object properties. *RetEdges* allow type information to flow between a function declaration and its return statements. *CallEdges* enable the

information exchange between call sites and their potential callees.⁵ *CtxEdges* allow expression nodes to get type hints from its context within a statement.

Graph Extraction. The graph extraction is based on the traversal of the an input program’s AST in a bottom-up manner. For each AST node that matches a *TFG* node pattern, the graph extractor creates the corresponding TFG node and edges based on the definitions described above. For *CallEdge* creation, the graph extractor runs a lightweight pre-pass to scan the program file to collect function declaration information for later use.

3.3 Learning Model: Graph Neural Network

Here we introduce our machine learning model design for static type inference. This learning model is presented as a customizable system composed of a core GNN model with different building blocks and several other components that converts node/edge features into vector representations.

3.3.1 Overall Model Architecture. As shown in Fig. 3, the learning system contains 6 components that are organized into three phases: (1) feature embedding for nodes and edges; (2) GNN message propagation; and (3) label prediction.

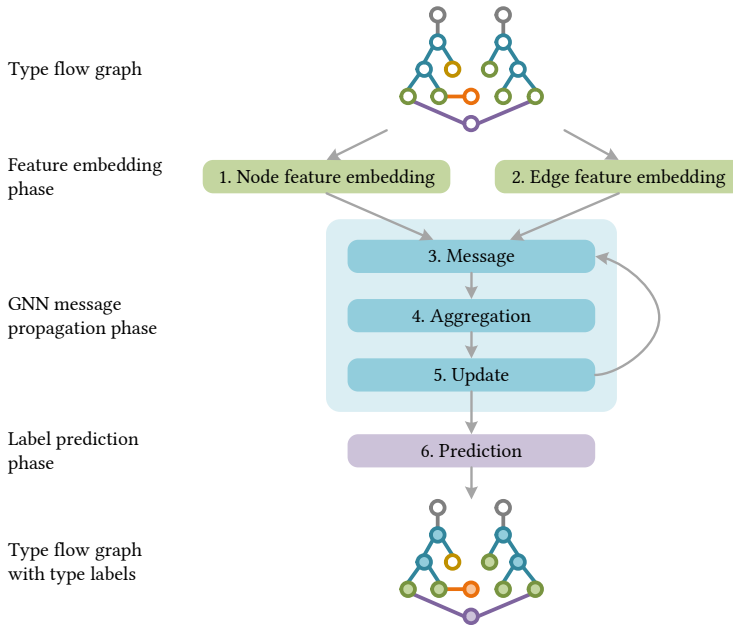


Fig. 3. Overall model architecture.

The feature embedding phase (component 1 and 2) translates node/edge features in the type flow graph to vector representations (i.e., embedding vectors). For edge feature embedding and the basic design of node feature embedding (demonstrated in Fig. 4a), we assign a trainable vector to each feature in the vocabulary. Section 3.3.2 discusses several alternative methods for embedding identifier names, which are the features of *IdentNodes*.

⁵ The call graph construction uses the same name matching mechanism as object properties’ and thus is also over-approximated.

In the GNN message propagation phase, the nodes feature embedding vectors are used as node initial states and the edge embedding vectors are used to generate messages on the corresponding edges. The GNN iteratively propagates and updates node states for K steps using the message, aggregation, and update functions (components 3, 4, 5).

In the label prediction phase (component 6), we use a fully-connected layer followed by a *softmax* function to transform a node’s final state after K steps of propagation into a probability distribution over candidate types and output the most probable type as the inferred type for a node.

3.3.2 *IdentNode* state initialization. Identifier names can sometimes provide hints on the types of associated program elements. For example, a variable named “num” usually has an integral type. We design our model to utilize such type information by treating identifier names as node features of corresponding *IdentNodes* and encode them into real-valued embedding vectors, which are used as the initial states of those *IdentNodes*. The GNN then iteratively propagates the type information encoded in the state vectors to other nodes. Fig. 4 shows four methods of encoding identifier names that are adopted by our model. Fig. 4a is a basic method that uses a single embedding layer which maps each unique name to a trainable parameter vector. Figs. 4b and 4c demonstrate two techniques to improve the name encoding, which will be described in detail in the following paragraphs. The last method shown in Fig. 4d is the combination of the two techniques.

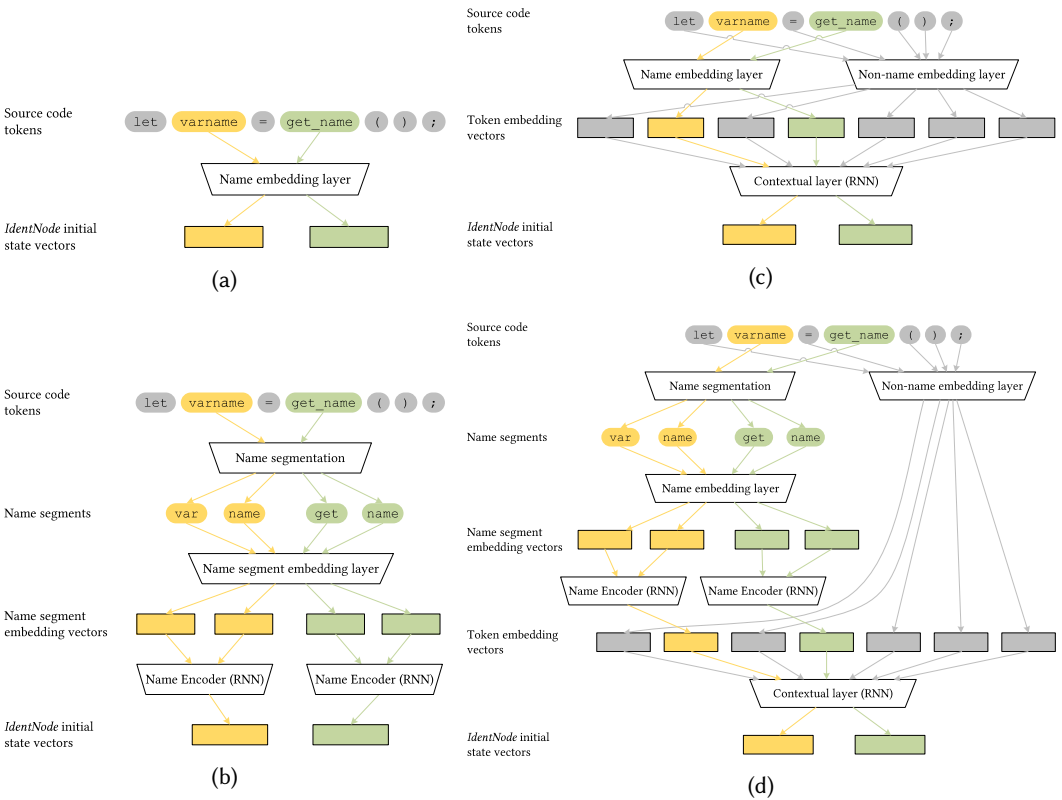


Fig. 4. *IdentNode* state initialization.

Name Segmentation. The simple embedding method in Fig. 4a requires a fixed-size vocabulary of node identifier names. However, the size of such vocabulary can be huge due to the diversity of identifier names in programs, making it difficult to learn the information encoded in the names. Previous works have shown that segmenting identifier names can help reduce the vocabulary size and boost the performance of machine learning models in code modeling [Allamanis et al. 2017; Karampatsis et al. 2020]. Similar to those prior works, we introduce a *name segmentation* mechanism shown in Fig. 4b. First, an identifier name is split into several segments. Then each of the segments is embedded into a vector through an embedding layer. Finally, a bi-directional RNN is applied to the sequence of segment embedding vectors of an identifier name to generate a single encoding vector, which is used as the initial state vector of the *IdentNode* corresponding to the identifier name. We perform name segmentation by first splitting an identifier name into subtokens according to the CamelCase and snake_case patterns, and then further segmenting the subtokens with byte pair encoding [Gage 1994; Sennrich et al. 2015].

Contextualized Initialization. The context (surrounding tokens) of an identifier name can also provide useful type information, and thus it could be beneficial to encode it into the initial state of an *IdentNode*. Although the propagation on the type flow graph can help gather information from the context, the size of such context is limited by the number of GNN propagation steps, which is usually small. As shown in Fig. 4c, to encode the information from a broader range of context for *IdentNodes*, we introduce a bi-directional RNN layer that takes the sequence of code token embedding vectors as input and generate an output vector for each token. Those output vectors that correspond to identifiers are used as the initial states of *IdentNodes*. We name this RNN layer as the *contextual layer*.

3.3.3 Graph Neural Network Architecture. The GNN architecture we designed follows the general framework described in Eqs. (1) to (4). We describe the instantiation of the framework in the following paragraphs. Unless otherwise specified, we define the functions below as components of recurrent GNNs and thus do not distinguish between parameters in different propagation steps.

Message Function. The functionality of the message function is to produce a message vector $\mathbf{m}_{uv} \in \mathbb{R}^{d_h}$ that passed from u to its neighbor v that encodes the type information of u . In TFG, we introduce a feature for each edge that is embedded to vector $\mathbf{e}_{uv} \in \mathbb{R}^{d_e}$. The edge feature embedding vector is integrated in to the message vector by the following message function:

$$\mathbf{m}_{uv}^{(k)} = \mathbf{W}_{MO} \left(\left(\mathbf{W}_{MI} \mathbf{h}_u^{(k-1)} + \mathbf{b}_{MI} \right) \odot \mathbf{e}_{uv} \right) + \mathbf{b}_{MO} \quad v \in V, u \in \mathcal{N}(v) \quad (5)$$

$\mathbf{W}_{MI} \in \mathbb{R}^{d_e \times d_h}$, $\mathbf{W}_{MO} \in \mathbb{R}^{d_h \times d_e}$, $\mathbf{b}_{MI} \in \mathbb{R}^{d_e}$, and $\mathbf{b}_{MO} \in \mathbb{R}^{d_h}$ are learnable parameters; \odot stands for element-wise multiplication.

Alternatively, we can ignore edge features in the TFG and use the following identity function as the message function:

$$\mathbf{m}_{uv}^{(k)} = \mathbf{h}_u^{(k-1)} \quad v \in V, u \in \mathcal{N}(v) \quad (6)$$

Aggregation Function. After the calculation of message vector \mathbf{m}_{uv} for all $u \in \mathcal{N}(v)$, the aggregation function aggregates those message vectors for v into a vector $\mathbf{a}_v \in \mathbb{R}^{d_h}$. A simple solution is to apply a mean aggregation shown below:

$$\mathbf{a}_v^{(k)} = \frac{1}{|\mathcal{N}(v)|} \sum_{u \in \mathcal{N}(v)} \mathbf{m}_{uv}^{(k)} \quad v \in V \quad (7)$$

During type information propagation on the graph, it is likely the neighbors do not pass equally important/useful information to a node. For example, the type information coming from a literal node may be more informative than that coming from an identifier node. Consider this simple example: $x = \text{"hello"} + y$. The string literal node "hello" presents stronger information than identifier node y . Thus it could be beneficial to assign different weights to messages from different neighbors during aggregation.

To this end, we introduce an alternative aggregation process that contains an *attention* mechanism to weigh the importance of different incoming messages. It is adapted from the one in graph attention networks [Velickovic et al. 2018] and is shown in the following equations:

$$\alpha_{uv}^{(k)} = \frac{\exp\left(\text{LeakyReLU}\left(\mathbf{w}^\top \left[\mathbf{W}_{QK}\mathbf{h}_v^{(k-1)}; \mathbf{W}_{QK}\mathbf{m}_{uv}^{(k)}\right]\right)\right)}{\sum_{u' \in \mathcal{N}(v)} \exp\left(\text{LeakyReLU}\left(\mathbf{w}^\top \left[\mathbf{W}_{QK}\mathbf{h}_v^{(k-1)}; \mathbf{W}_{QK}\mathbf{m}_{u'v}^{(k)}\right]\right)\right)} \quad v \in V, u \in \mathcal{N}(v) \quad (8)$$

$$\mathbf{a}_v^{(k)} = \sum_{u \in \mathcal{N}(v)} \alpha_{uv}^{(k)} \mathbf{W}_V \mathbf{m}_{uv}^{(k)} \quad v \in V \quad (9)$$

$\mathbf{W}_{QK} \in \mathbb{R}^{d_h \times d_h}$, $\mathbf{W}_V \in \mathbb{R}^{d_h \times d_h}$ and $\mathbf{w} \in \mathbb{R}^{2d_h}$ are parameters to be learned. LeakyReLU is a non-linear activation function [Xu et al. 2015].

Update Function. In type inference, the type information could be propagated many steps across multiple expressions or even procedure boundaries. To enable effective learning from the potential long-term dependencies, our recurrent GNN architectures integrate the gated recurrent unit (GRU) [Cho et al. 2014] as our update function. This update function has also been adopted in other recurrent GNN architectures [Li et al. 2016]. The update function can be written as:

$$\mathbf{h}_v^{(k)} = \text{GRU}\left(\mathbf{a}_v^{(k)}, \mathbf{h}_v^{(k-1)}\right) \quad v \in V \quad (10)$$

Our GNN architecture can also be configured to be a convolutional GNN, i.e., parameters in functions defined above do not share between propagation steps. In this case, the update function will not be a recurrent unit, but the one specified below:

$$\mathbf{h}_v^{(k)} = \text{ReLU}\left(\mathbf{W}_h^{(k)} \mathbf{h}_v^{(k-1)} + \mathbf{b}_v^{(k)}\right) \quad v \in V \quad (11)$$

$\mathbf{h}_v^{(k)} \in \mathbb{R}^{d_h \times d_h}$ and $\mathbf{b}_v^{(k)} \in \mathbb{R}^{d_h}$ are learnable parameters of step k .

As an exception, we do not update the states for *TokNodes* and *CtxNodes* (i.e., their update function is the identity function). This is because the type information they contain is known in advance and thus no information update is needed.

4 EVALUATION

In this section, we evaluate our GNN based type inference system to answer the following research questions:

- **RQ.1:** What are the impacts of our GNN model design choices on the accuracy of type inference?
- **RQ.2:** How efficient is our GNN-based type inference?
- **RQ.3:** How does our approach compare with state-of-the-art deep learning type inference approaches?

Experimental Platform. We conducted our experiments on a server that has two Intel Xeon E5-2623 v4 processors with 128GB of RAM and an NVIDIA Tesla V100 GPU with 16GB of graphics memory. The neural network models were trained and evaluated on the GPU.

Dataset and Preprocessing. We constructed our dataset based on a corpus consisting of popular TypeScript projects in Github that were also used in past work on type inference for JavaScript [Hellendoorn et al. 2018]. We obtained the projects that are still publicly available from that set, and, following the methodology in [Hellendoorn et al. 2018], removed all files containing more than 5,000 tokens so as to enable efficient batching. The resulting set of projects was then randomly split into *training*, *validation* and *test* subsets, which respectively contain 789, 99 and 99 projects, or 74,801, 3,729 and 3,838 files.

Our tool chain was used to construct a type flow graph (TFG) for each file. Fig. 5 shows the distributions of the TFG size in the training, validation, and test sets, in terms of numbers of nodes and edges. Note that TypeScript type annotations are not used when constructing the TFGs.

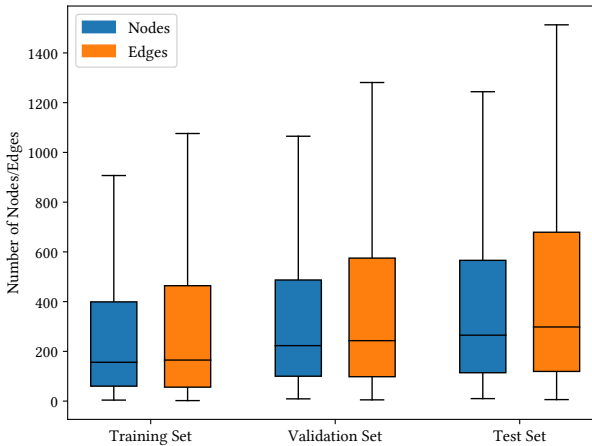


Fig. 5. Distributions of the numbers of nodes/edges in a graph for the training, validation, and test sets which contain 74,801, 3,729 and 3,838 files/graphs respectively, shown as box-and-whiskers plots. Each box spans values from the first quartile (Q_1) to the third quartile (Q_3), with the median shown as a horizontal line in the box. The endpoint whiskers indicate the values, $Q_1 - 1.5 \times (Q_3 - Q_1)$ and $Q_3 + 1.5 \times (Q_3 - Q_1)$, for the respective datasets.

To identify type labels in the training set, we used the TypeScript compiler to extract the types for all nodes in our TFGs, including identifier nodes and other expression nodes. Since TypeScript permits partial type annotations, these type labels can include types provided by the developer as well as types inferred by the TypeScript compiler. The extracted types were then preprocessed with the following steps: (1) function types are mapped to their return types; (2) the type parameters in parametric types are removed (e.g., `Array<number>` becomes `Array`); (3) literal types are mapped to their base types (e.g., the literal type `"a" | "b"` becomes `string`); (4) types with names that consist of a single character are filtered out, as they usually represent type parameters (e.g., `T`, `U`, `V`). A type vocabulary was built after the preprocessing, and the models were trained to predict types from this vocabulary. Similar to [Wei et al. 2019], we picked the top-100 frequent types from the training set, excluding the `any` type. We did not use a larger type vocabulary because our focus is

Evaluation Metrics. We evaluated the models in terms of their type prediction accuracy and efficiency. The accuracy metrics include top-1 and top-5 accuracy for predicting types for the test set. Those two kinds of accuracy metrics are obtained by using the model to output the top-1 and top-5 probable types for each prediction location and then computing how often the ground truth type label matches the output type(s). We divided types in the vocabulary into 2 categories: the 10 most frequent types in the training set and the other 90 types, and measured the top-1 and top-5 accuracy for all 100 types and the two categories separately. The efficiency metrics we used are the number of parameters in the model and its throughput (files/sec) for inference.

Implementation Details. We used the TypeScript compiler to extract type labels and generate ASTs for source code files in the dataset. Our TFGs were constructed from those ASTs. The neural network architectures used in our experiments were built using PyTorch [Paszke et al. 2019]. In all experiments, we fixed the batch size to be 64 and trained the models for 60 epochs using the AdamW optimizer [Loshchilov and Hutter 2019] with a learning rate of 10^{-3} . We evaluated the model on the validation set after each epoch and used the model from the epoch that produced the lowest validation loss to be evaluated on the test set. We used 128-dimensional node type/name embeddings, 32-dimensional name segment embeddings, 32-dimensional RNN hidden states for name segment sequence encoding, 256-dimensional edge type embeddings, 128-dimensional node states, and 128-dimensional RNN hidden states for both directions in the contextual layer.

4.1 RQ.1: What are the impacts of our GNN model design choices on the accuracy of type inference?

As discussed in Section 2.2, our GNN-based type inference system allows multiple design choices across the different components. We studied how they could affect the accuracy of type prediction by evaluating various combinations of those design choices on our dataset.

4.1.1 The Number of GNN Propagation Steps. The GNN architecture includes a K -step iterative process of propagating information on the input graph. This means a node can gather type information from nodes that are at most K hops away. Intuitively, a larger value of K would likely lead to a higher type prediction accuracy since more information can be utilized for making the prediction. However, as the value of K increases, the model needs more computation resources. To select an appropriate value of K , we made an empirical study: trained the R -GNN model with values of K ranging from 2 to 12 and measured the resulting accuracy on the test set. The results are shown in Fig. 6. As can be seen from the figure, the top-1 accuracy increases monotonically as the value of K gets larger, but begins to saturate around the point where $K = 8$. Based on this observation, we chose $K = 8$ for the rest of our experiments.

4.1.2 Recurrent GNN vs. Convolutional GNN. A recurrent GNN architecture uses the same set of functions (message, aggregation and update functions) and parameters for different steps to aggregate messages from neighbors and update node states, while a convolutional GNN does not share parameters or even functions across steps. As a result, recurrent GNNs can learn to propagate the same type of information between the nodes through several time-steps, and convolutional GNNs usually learn a different kind of node representation at each step. We hypothesize that recurrent GNN architectures can fit the type inference problem better because it can potentially model type propagation rules on TFGs. To validate this hypothesis, we compared the performance of two architectures: R -GNN, our baseline recurrent GNN, and its convolutional variant, C -GNN. As shown in Part 1 of Table 2, R -GNN outperforms C -GNN in all of the 6 accuracy metrics, indicating that our hypothesis holds true for the datasets used in our evaluation. However, since the difference

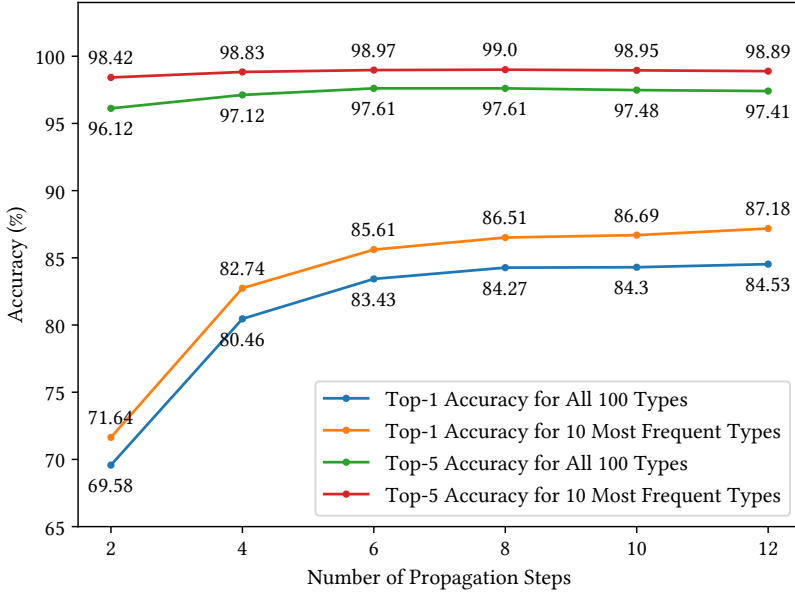


Fig. 6. The impact of the number of propagation steps (K) on type prediction accuracy for the R -GNN model.

in the accuracy metrics is small in some cases, further study may be warranted to better understand the capability of both architectures on type inference as part of future work.

4.1.3 The Attention Mechanism and Edge Features. The attention mechanism in message aggregation allows for assigning different importances to messages received from the neighborhood of a node, and thus can help filter out noise or irrelevant information coming from the neighbors. Here we study its effectiveness when applied to our type inference framework. Based on the results shown in Table 2 parts 1 and 2, the precision of R -GNN, which applies a mean aggregation (Eq. (7)), is better than R -GAT, which applies an attention-based aggregation (Eqs. (8) and (9)), across all accuracy metrics. This implies that attention did not result in a benefit for our framework on the inference problem studied in our evaluation.

As the messages are the results of combining neighbors' node states and edge features (see Eq. (5)), those edge features may help encode enough information of a message's importance into it, and the usefulness of an attention mechanism could be reduced due to this reason. To figure out the impact of edge features and their interaction with the attention mechanism, we also compared the accuracy of models that do not take edge features as input. As shown in Table 2 part 2, the two models, R -GNN_{NEF} and R -GAT_{NEF}, which correspond to R -GNN and R -GAT, but with no edge feature inputs, yield worse accuracy than their counterparts, indicating that edge features play an important role in the message aggregation process. However, R -GAT_{NEF} still fails to show significant advantages over R -GNN_{NEF}. This indicates that the attention mechanism may not be able to show its effectiveness on our TFG structure, no matter whether edge features are present or not.

4.1.4 IdentNode State Initialization. There is a general belief that identifier names convey programmers' intuition related to types. The *IdentNode* state initialization techniques discussed in Section 3.3.2 explore the potential of using identifier names and their context to help with type prediction. There are two improvements in node state initialization relative to the baseline method used

Table 2. The accuracy comparison among various GNN designs and prior work.

Accuracy	All 100 Types		Top-10 Frequent Types		Other 90 Types	
	<i>Top-1</i>	<i>Top-5</i>	<i>Top-1</i>	<i>Top-5</i>	<i>Top-1</i>	<i>Top-5</i>
<i>Part 1: recurrent GNN vs. convolutional GNN</i>						
<i>C-GNN</i>	83.1%	96.99%	85.7%	98.68%	52.33%	77.04%
<i>R-GNN</i>	84.27%	97.61%	86.51%	99.0%	57.77%	81.23%
<i>Part 2: the impact of the attention mechanism and edge features</i>						
<i>R-GAT</i>	83.62%	97.37%	86.22%	98.94%	52.91%	78.84%
<i>R-GNN_{NEF}</i>	79.91%	97.17%	82.37%	99.96%	50.82%	75.99%
<i>R-GAT_{NEF}</i>	80.45%	97.08%	82.83%	98.8%	52.37%	76.83%
<i>Part 3: the impact of name segmentation and the contextual layer</i>						
<i>R-GNN_{NS}</i>	86.89%	97.66%	89.43%	98.8%	56.81%	84.25%
<i>R-GNN_{CTX}</i>	86.43%	98.0%	88.29%	99.08%	64.43%	85.21%
<i>R-GNN_{NS-CTX}</i>	87.76%	97.99%	90.31%	99.18%	57.56%	83.91%
<i>Part 4: state-of-the-art deep learning type inference</i>						
<i>DeepTyper</i>	84.62%	97.79%	86.88%	99.08%	57.94%	82.57%
<i>LambdaNet</i>	79.45%	96.83%	82.32%	98.61%	41.84%	73.52%

in *R-GNN*, which simply assigns a trainable embedding vector to a name and uses it as the initial state for the corresponding identifier nodes. *R-GNN_{NS}* incorporated the first improvement – name segmentation – into *R-GNN*, and *R-GNN_{CTX}* added the second improvement – the contextual layer – to *R-GNN*. *R-GNN_{NS-CTX}* combined the two improvements together. In Table 2 part 3, we compared the accuracy among the three improved models with *R-GNN*. All of the three models produced higher accuracy than *R-GNN*, and the model that combines the two techniques (*R-GNN_{NS-CTX}*) gave better accuracy than the two models that only incorporated one of the techniques (*R-GNN_{NS}* and *R-GNN_{CTX}*). This indicates that the combination of name segmentation and the contextual layer can effectively capture type-relevant information and produce high-quality name embeddings to serve as *IdentNode* initial states, which can benefit GNN-based type prediction.

4.2 RQ.2: How efficient is our GNN-based type inference?

For our approach to be applicable to real-world interactive programming environments, it is important for our techniques to be efficient in practice. To evaluate the efficiency of the models in our framework, We measured their sizes (i.e., the number of model parameters) and inference throughputs. The results are shown in Fig. 7. Here we only compare the models that take in edge features.

The number of parameters in a model affects its applicability in several ways. A larger model costs more memory to be loaded and can sometimes bring more computation workload. The blue bars in Fig. 7a shows the number of parameters of our GNN models. *C-GNN* contains the largest number of parameters due to its non-recurrent design that requires a separate set of parameters for each step. The size of *R-GAT* is slightly larger than *R-GNN* because of its attention mechanism that requires extra parameters. Among the *R-GNN* variants, the two with name segmentation are significantly

smaller than the others thanks to their smaller name segment embedding size (32-dimensional), although the contextual layer increases the model size by bringing in more parameters.

Fig. 7b compares the computation efficiency of the models by showing their inference throughputs. This metric is computed as the number of source files in the test set divided by the total runtime of performing inference on those files. The batch size used for inference is set to 64 graphs for all models. We took 6 measurements for each model and reported their mean and standard deviation. *C-GNN* and *R-GNN* are the two simplest models in terms of the architecture, requiring less computation during inference, and thus produced the highest throughputs. The attention mechanism in *R-GAT* adds additional computation overhead, causing it to produce a lower throughput than *R-GNN*. Similarly, name segmentation and the contextual layer both make the models containing them to be slower. It is worth noting that the addition of the contextual layer brings more computation overhead. This is because it is based on a recurrent neural network, whose workload is determined by the length of the input code token sequence.

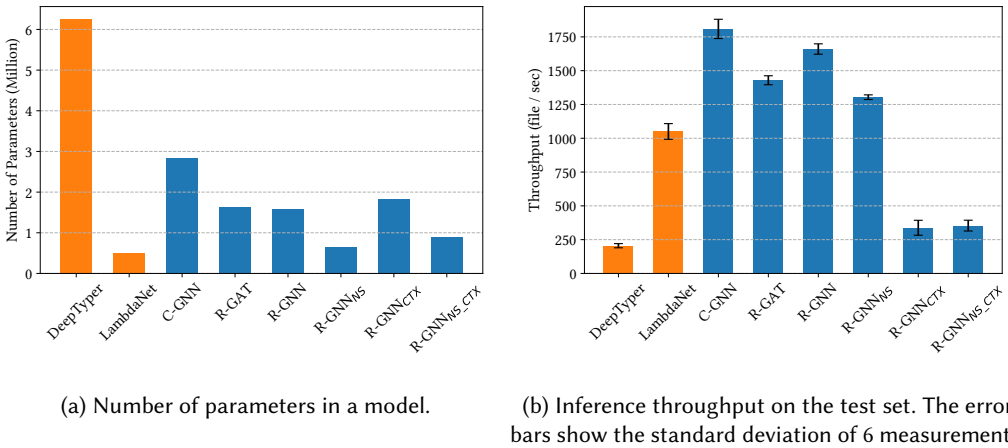


Fig. 7. The comparison of the model size and computation efficiency among our GNN architectures and models proposed in prior work.

4.3 RQ.3: How does our approach compare with state-of-the-art deep learning type inference approaches?

We compared our approach with two state-of-the-art deep learning type inference approaches: DeepTyper [Hellendoorn et al. 2018] and LambdaNet [Wei et al. 2019].

DeepTyper treats a source file as a sequence of tokens and runs a two-layer bidirectional RNN on it to predict types for identifier tokens. To improve the consistency of type prediction for the same variable, the model also includes a consistency layer between the two RNN layers that takes the mean of hidden states for identifiers with the same name and adds it back to those hidden states. We implemented DeepTyper in our evaluation framework and used the same hyperparameters as suggested in their paper and open-sourced implementation (300-dimensional embeddings and 650-dimensional hidden layers).⁶

LambdaNet is a GNN-based neural type inference model. It extracts a project-level type dependency graph through static analysis and uses a convolutional GNN to perform type inference

⁶<https://github.com/DeepTyper/DeepTyper>

for the graph nodes, each of which is associated with a unique variable or an expression. We also implemented LambdaNet in our evaluation framework. Unlike the original LambdaNet, our implementation gives a prediction for each occurrence of a variable instead of having one prediction per declaration, and uses a prediction space consisting of types in a fixed vocabulary. We didn't change the neural network architecture and used the hyperparameters suggested in their paper and open-sourced implementation (32-dimensional embeddings and hidden layers, 6 steps of graph propagation).⁷

Table 2 part 4 shows the accuracy DeepTyper and LambdaNet achieved in our experiments. DeepTyper delivered a similar level of accuracy compared with *R-GNN*, our baseline GNN model. However, it is outperformed by the three variant of *R-GNN* that integrates name segmentation and/or the contextualized layer in terms of top-1 accuracy metrics. LambdaNet failed to reach the same level of accuracy as *R-GNN*. In terms of top-1 accuracy for predicting all 100 types, our best model, *R-GNN_{NS-CTX}*, outperformed DeepTyper by 3.14% (absolute) and LambdaNet by 8.31%. Note that since we ported both prior approaches into our experimental framework, which contains different data processing procedures, the accuracy numbers we obtained could not be directly compared with the ones reported in their papers. This is especially the case for LambdaNet due to all the changes we made to it in our implementation.

The orange bars in Fig. 7 shows the sizes and inference throughputs of DeepTyper and LambdaNet. As can be seen from Fig. 7a, DeepTyper contains significantly more parameters than other models. This is due to its large hidden state size. In contrast, LambdaNet employs a relatively small hidden state size, resulting in a more compact model. The sizes of our GNN models fall in between and are closer to LambdaNet's. Shown in Fig. 7b, DeepTyper yielded the lowest throughput among all the models being compared. This is because DeepTyper runs multiple layers RNN through the code token sequence which can be very long. Our models with the contextual layer (*R-GNN_{CTX}* and *R-GNN_{NS-CTX}*) suffered from the same situation, but still gave higher throughputs than DeepTyper, because that the contextual layer used only single layer of RNN. Other four GNN models without the contextual layer achieved higher throughputs than LambdaNet. The reason comes from that LambdaNet generally contain more edges than our TFGs, thus requiring more computation resource during message passing and aggregation.

5 RELATED WORK

As mentioned earlier, there has been a significant amount of work during the past two decades on applying machine learning to address a number of compilation-related problems, and this work has been enabled by the rapid growth of open source online code repositories. We only discuss the most closely related efforts from past work in this section.

JSNice [Raychev et al. 2015] is a program property predictor for variable name and type information. It applies probabilistic reasoning to infer primitive types in JavaScript code. Its input is a dependency network among variables in JavaScript. The trained model learns the statistical correlations among the node in the networks extracted from the code corpus, and predicts type information for variables by giving the rank of probabilities. More recently, a deep neural network based type inference mechanism, DeepTyper, was proposed [Hellendoorn et al. 2018]. Inspired by past work on natural language processing, DeepTyper takes a tokenized source program as input and produces type tokens for identifiers. Its actual architecture employs a bi-directional gated recurrent unit network to capture a large context around each token. They also incorporated naming information (e.g., variable names) into the type inference. LambdaNet [Wei et al. 2019] used a graph neural network to perform type inference. It leveraged an auxiliary analysis to help with

⁷<https://github.com/MrVPlusOne/LambdaNet>

building a dataflow-graph-like structure – the type dependence graph – as input, which establishes the relationship among program elements. Section 4 included a detailed comparison of the accuracy and efficiency of our approach relative to DeepTyper and LambdaNet.

The application of GNNs to program analyses can be seen in other recent work as well. One example is the gated graph neural network (GGNN) [Li et al. 2016], which has been used to learn program representations [Allamanis et al. 2017]. The graph used in this work is based on an extension to the abstract syntax tree by adding few types of edges to represent extra information including lexical order and variable usages. Their approach is applied to program property prediction tasks, e.g., variable misuse detection. [Brockschmidt et al. 2019] introduced a generative code modeling approach, which is also based on GGNNs, and can be applied to program repair and variable-misuse tasks. [Hellendoorn et al. 2019] used a combination of sequence layers and graph message-passing layers in their model to capture contextual information from the input program. By leveraging more program context information using the sequence layers, their model outperformed the earlier work in [Allamanis et al. 2017]. [Si et al. 2018] introduced a reinforcement learning system to infer loop invariants in an input program. A GNN was used to construct the structural external memory representation for a program.

Compared with past work, our approach introduces a lightweight GNN-based type inference system that constructs a simple graph structure (the type flow graph) via an efficient traversal of the abstract syntax tree. To enhance the system’s accuracy and achieve high efficiency, we evaluated several GNN design choices that can improve the information representation and computation efficiency, including recurrent update process, attention mechanism, and a contextual layer for improving the graph node state initialization. Based on our neural architecture design approach, our GNN-based system shows a strong potential to be a viable candidate for lightweight analyses with superior accuracy for use in a variety of interactive programming tasks.

6 CONCLUSIONS AND FUTURE WORK

In this paper, we advanced past work by introducing a range of graph-based deep learning models that operate on a novel *type flow graph* (TFG) representation. Our GNN based models learn to propagate type information on the graph and then predict types for the graph nodes. We studied different design choices for our GNN-based type inference system for the 100 most common types in our evaluation corpus, and show that our best GNN configuration for accuracy ($R\text{-GNN}_{NS\text{-CTX}}$) achieves a top-1 accuracy of 87.76%. This outperforms the two most closely related deep learning type inference approaches from past work – DeepTyper with a top-1 accuracy of 84.62% and LambdaNet with a top-1 accuracy of 79.45%. Alternatively, we can state the error (100% - accuracy) for $R\text{-GNN}_{NS\text{-CTX}}$ is 0.80 \times that of DeepTyper and 0.60 \times that of LambdaNet. Further, the average inference throughput of $R\text{-GNN}_{NS\text{-CTX}}$ is 353.8 files/second, compared to 186.7 files/second for DeepTyper and 1,050.3 files/second for LambdaNet. If inference throughput is a higher priority, then the recommended model to use from our approach is the next best GNN configuration from the perspective of accuracy ($R\text{-GNN}_{NS}$) which achieved a top-1 accuracy of 86.89% and an average inference throughput of 1,303.9 files/second. Thus, our work introduces advances in graph-based deep learning that yield superior accuracy and performance to past work on probabilistic type analysis, while also providing a range of GNN models that could be applicable in the future to other graph structures used in program analysis beyond the TFG.

REFERENCES

Miltiadis Allamanis, Earl T. Barr, Premkumar Devanbu, and Charles Sutton. 2018. A Survey of Machine Learning for Big Code and Naturalness. *ACM Comput. Surv.* 51, 4, Article 81 (July 2018), 37 pages. <https://doi.org/10.1145/3212695>

- Miltiadis Allamanis, Marc Brockschmidt, and Mahmoud Khademi. 2017. Learning to Represent Programs with Graphs. CoRR abs/1711.00740 (2017). arXiv:1711.00740 <http://arxiv.org/abs/1711.00740>
- Miltiadis Allamanis and Charles Sutton. 2014. Mining Idioms from Source Code. In *Proceedings of the 22Nd ACM SIGSOFT International Symposium on Foundations of Software Engineering (Hong Kong, China) (FSE 2014)*. ACM, New York, NY, USA, 472–483. <https://doi.org/10.1145/2635868.2635901>
- Uri Alon, Meital Zilberstein, Omer Levy, and Eran Yahav. 2019. code2vec: learning distributed representations of code. *PACMPL* 3, POPL (2019), 40:1–40:29. <https://doi.org/10.1145/3290353>
- Osbert Bastani, Rahul Sharma, Alex Aiken, and Percy Liang. 2018. Active learning of points-to specifications. In *Proceedings of the 39th ACM SIGPLAN Conference on Programming Language Design and Implementation, PLDI 2018, Philadelphia, PA, USA, June 18-22, 2018*, Jeffrey S. Foster and Dan Grossman (Eds.). ACM, 678–692. <https://doi.org/10.1145/3192366.3192383>
- Peter Battaglia, Jessica Blake Chandler Hamrick, Victor Bapst, Alvaro Sanchez, Vinicius Zambaldi, Mateusz Malinowski, Andrea Tacchetti, David Raposo, Adam Santoro, Ryan Faulkner, Caglar Gulcehre, Francis Song, Andy Ballard, Justin Gilmer, George E. Dahl, Ashish Vaswani, Kelsey Allen, Charles Nash, Victoria Jayne Langston, Chris Dyer, Nicolas Heess, Daan Wierstra, Pushmeet Kohli, Matt Botvinick, Oriol Vinyals, Yujia Li, and Razvan Pascanu. 2018. Relational inductive biases, deep learning, and graph networks. *arXiv* (2018). <https://arxiv.org/pdf/1806.01261.pdf>
- Marc Brockschmidt, Miltiadis Allamanis, Alexander L. Gaunt, and Oleksandr Polozov. 2019. Generative Code Modeling with Graphs. In *7th International Conference on Learning Representations, ICLR 2019, New Orleans, LA, USA, May 6-9, 2019*. OpenReview.net. <https://openreview.net/forum?id=Bke4KsA5FX>
- Victor Chibotaru, Benjamin Bichsel, Veselin Raychev, and Martin T. Vechev. 2019. Scalable taint specification inference with big code. In *Proceedings of the 40th ACM SIGPLAN Conference on Programming Language Design and Implementation, PLDI 2019, Phoenix, AZ, USA, June 22-26, 2019*, Kathryn S. McKinley and Kathleen Fisher (Eds.). ACM, 760–774. <https://doi.org/10.1145/3314221.3314648>
- Kyunghyun Cho, Bart van Merriënboer, Dzmitry Bahdanau, and Yoshua Bengio. 2014. On the Properties of Neural Machine Translation: Encoder-Decoder Approaches. In *Proceedings of SSST@EMNLP 2014, Eighth Workshop on Syntax, Semantics and Structure in Statistical Translation, Doha, Qatar, 25 October 2014*, Dekai Wu, Marine Carpuat, Xavier Carreras, and Eva Maria Vecchi (Eds.). Association for Computational Linguistics, 103–111. <https://doi.org/10.3115/v1/W14-4012>
- Philip Gage. 1994. A New Algorithm for Data Compression. *C Users J*, 12, 2 (Feb. 1994), 23â&S38.
- Vincent J. Hellendoorn, Christian Bird, Earl T. Barr, and Miltiadis Allamanis. 2018. Deep learning type inference. In *Proceedings of the 2018 ACM Joint Meeting on European Software Engineering Conference and Symposium on the Foundations of Software Engineering, ESEC/SIGSOFT FSE 2018, Lake Buena Vista, FL, USA, November 04-09, 2018*, Gary T. Leavens, Alessandro Garcia, and Corina S. Pasareanu (Eds.). ACM, 152–162. <https://doi.org/10.1145/3236024.3236051>
- Vincent J. Hellendoorn, Charles Sutton, Rishabh Singh, Petros Maniatis, and David Bieber. 2019. Global Relational Models of Source Code. In *8th International Conference on Learning Representations, ICLR 2020*. OpenReview.net. <https://openreview.net/pdf?id=Hkx6hANtW>
- Rafael-Michael Karampatsis, Hlib Babii, Romain Robbes, Charles Sutton, and Andrea Janes. 2020. Big Code!= Big Vocabulary: Open-Vocabulary Models for Source Code. *arXiv preprint arXiv:2003.07914* (2020).
- Yujia Li, Daniel Tarlow, Marc Brockschmidt, and Richard S. Zemel. 2016. Gated Graph Sequence Neural Networks. In *4th International Conference on Learning Representations, ICLR 2016, San Juan, Puerto Rico, May 2-4, 2016, Conference Track Proceedings*, Yoshua Bengio and Yann LeCun (Eds.). <http://arxiv.org/abs/1511.05493>
- Percy Liang and Mayur Naik. 2011. Scaling abstraction refinement via pruning. In *Proceedings of the 32nd ACM SIGPLAN Conference on Programming Language Design and Implementation, PLDI 2011, San Jose, CA, USA, June 4-8, 2011*, Mary W. Hall and David A. Padua (Eds.). ACM, 590–601. <https://doi.org/10.1145/1993498.1993567>
- Ilya Loshchilov and Frank Hutter. 2019. Decoupled Weight Decay Regularization. In *International Conference on Learning Representations*. <https://openreview.net/forum?id=Bkg6RiCqY7>
- Vijayaraghavan Murali, Swarat Chaudhuri, and Chris Jermaine. 2017. Bayesian specification learning for finding API usage errors. In *Proceedings of the 2017 11th Joint Meeting on Foundations of Software Engineering, ESEC/FSE 2017, Paderborn, Germany, September 4-8, 2017*, Eric Bodden, Wilhelm Schäfer, Arie van Deursen, and Andrea Zisman (Eds.). ACM, 151–162. <https://doi.org/10.1145/3106237.3106284>
- Hakjoo Oh, Wonchan Lee, Kihong Heo, Hongseok Yang, and Kwangkeun Yi. 2014. Selective context-sensitivity guided by impact pre-analysis. In *ACM SIGPLAN Conference on Programming Language Design and Implementation, PLDI '14, Edinburgh, United Kingdom - June 09 - 11, 2014*, Michael F. P. O'Boyle and Keshav Pingali (Eds.). ACM, 475–484. <https://doi.org/10.1145/2594291.2594318>
- Hakjoo Oh, Hongseok Yang, and Kwangkeun Yi. 2015. Learning a strategy for adapting a program analysis via bayesian optimisation. In *Proceedings of the 2015 ACM SIGPLAN International Conference on Object-Oriented Programming, Systems, Languages, and Applications, OOPSLA 2015, part of SPLASH 2015, Pittsburgh, PA, USA, October 25-30, 2015*, Jonathan Aldrich and Patrick Eugster (Eds.). ACM, 572–588. <https://doi.org/10.1145/2814270.2814309>

- Adam Paszke, Sam Gross, Francisco Massa, Adam Lerer, James Bradbury, Gregory Chanan, Trevor Killeen, Zeming Lin, Natalia Gimelshein, Luca Antiga, Alban Desmaison, Andreas Köpf, Edward Yang, Zachary DeVito, Martin Raison, Alykhan Tejani, Sasank Chilamkurthy, Benoit Steiner, Lu Fang, Junjie Bai, and Soumith Chintala. 2019. PyTorch: An Imperative Style, High-Performance Deep Learning Library. In *Advances in Neural Information Processing Systems 32: Annual Conference on Neural Information Processing Systems 2019, NeurIPS 2019, 8-14 December 2019, Vancouver, BC, Canada*, Hanna M. Wallach, Hugo Larochelle, Alina Beygelzimer, Florence d'Alché-Buc, Emily B. Fox, and Roman Garnett (Eds.), 8024–8035. <http://papers.nips.cc/paper/9015-pytorch-an-imperative-style-high-performance-deep-learning-library>
- Veselin Raychev, Martin T. Vechev, and Andreas Krause. 2015. Predicting Program Properties from "Big Code". In *Proceedings of the 42nd Annual ACM SIGPLAN-SIGACT Symposium on Principles of Programming Languages, POPL 2015, Mumbai, India, January 15-17, 2015*, Sriram K. Rajamani and David Walker (Eds.), ACM, 111–124. <https://doi.org/10.1145/2676726.2677009>
- Rico Sennrich, Barry Haddow, and Alexandra Birch. 2015. Neural Machine Translation of Rare Words with Subword Units. *CoRR* abs/1508.07909 (2015). arXiv:1508.07909 <http://arxiv.org/abs/1508.07909>
- Xujie Si, Hanjun Dai, Mukund Raghothaman, Mayur Naik, and Le Song. 2018. Learning Loop Invariants for Program Verification. In *Advances in Neural Information Processing Systems 31: Annual Conference on Neural Information Processing Systems 2018, NeurIPS 2018, 3-8 December 2018, Montréal, Canada*, Samy Bengio, Hanna M. Wallach, Hugo Larochelle, Kristen Grauman, Nicolò Cesa-Bianchi, and Roman Garnett (Eds.), 7762–7773. <http://papers.nips.cc/paper/8001-learning-loop-invariants-for-program-verification>
- Petar Velickovic, Guillem Cucurull, Arantxa Casanova, Adriana Romero, Pietro Liò, and Yoshua Bengio. 2018. Graph Attention Networks. In *6th International Conference on Learning Representations, ICLR 2018, Vancouver, BC, Canada, April 30 - May 3, 2018, Conference Track Proceedings*. OpenReview.net. <https://openreview.net/forum?id=rjXMPikCZ>
- Jiayi Wei, Maruth Goyal, Greg Durrett, and Isil Dillig. 2019. LambdaNet: Probabilistic Type Inference Using Graph Neural Networks. In *8th International Conference on Learning Representations, ICLR 2020*. OpenReview.net. <https://openreview.net/pdf?id=Hkx6hANtwH>
- Z. Wu, S. Pan, F. Chen, G. Long, C. Zhang, and P. S. Yu. 2020. A Comprehensive Survey on Graph Neural Networks. *IEEE Transactions on Neural Networks and Learning Systems* (2020), 1–21.
- Bing Xu, Naiyan Wang, Tianqi Chen, and Mu Li. 2015. Empirical Evaluation of Rectified Activations in Convolutional Network. *CoRR* abs/1505.00853 (2015). arXiv:1505.00853 <http://arxiv.org/abs/1505.00853>
- Xin Zhang, Mayur Naik, and Hongseok Yang. 2013. Finding optimum abstractions in parametric dataflow analysis. In *ACM SIGPLAN Conference on Programming Language Design and Implementation, PLDI '13, Seattle, WA, USA, June 16-19, 2013*, Hans-Juergen Boehm and Cormac Flanagan (Eds.), ACM, 365–376. <https://doi.org/10.1145/2491956.2462185>