

# Semantic-preserving Reinforcement Learning Attack Against Graph Neural Networks for Malware Detection

Lan Zhang  
Penn State University

Peng Liu  
Penn State University

Yoon-Ho Choi  
Pusan National University

## ABSTRACT

Attackers can easily avoid traditional detection methods by reordering the malware code or inserting useless code. To address the costs of reverse engineering and signature extraction, the advanced research on malware detection focuses on using neural networks to learn malicious behaviors with static and dynamic features. The advantage of those approaches is they can achieve high detection accuracy and shorten the time between a malware report and deployed detection. However, deep learning-based malware detection models are vulnerable to a hack from adversarial samples. The attackers' goal is to generate imperceptible perturbations to the original samples and evade detection. In the context of malware, the generated samples should have one more important character: it should not change the malicious behaviors of the original code. So the original features can not be removed and changed.

In this paper, we proposed a reinforcement learning based attack to deceive graph based malware detection models. Inspired by obfuscation techniques, the central idea of the proposed attack is to sequentially inject semantic *Nops*, which will not change the program's functionality, into CFGs(Control Flow Graph). Specifically, the Semantics-preserving Reinforcement Learning(SRL) Attack is to learn a RL agent to iteratively select the semantic *Nops* and insert them into basic blocks of the CFGs. Variants of obfuscation methods, hill-climbing methods and gradient based algorithms are proposed: 1) Semantics-preserving Random Insertion(SRI) Attack: randomly inserting semantic *Nops* into basic blocks.; 2) Semantics-preserving Accumulated Insertion(SAI) Attack: declining certain random transformation according to the probability of the target class; 3) Semantics-preserving Gradient based Insertion(SGI) Attack: applying transformation on the original CFG in the direction of the gradient. We use real-world Windows programs to show that a family of Graph Neural Network models are vulnerable to these attacks. The best evasion rate of the benchmark attacks are 97% on the basic GCN model and 96% on DGCNN model. The SRL attack can achieve 100% on both models.

## 1 INTRODUCTION

Both the industry and the academic communities have provided approaches to detect malware with program analysis. Traditional methods such as behavior-based signatures, dynamic taint tracking, and static data flow analysis require experts to manually investigate unknown files and locate the malicious behaviors [24]. However, those approaches are not effective with the large-scale malware variants. Attackers can specifically morph their malware using various obfuscation techniques such as code encryption, reordering the program instructions and dead code insertion technique to avoid detection based on the analysis of malware detection tools.

To detect malware variants, graph-based deep learning algorithms[20, 45, 50] have been studied. Graph-based deep learning algorithms

can not only learn the representative embedding of the graph, but also automatically detect unseen malicious files. The most prominent use case of GNN (Graph Neural Network) classifier in the malware detection domain is analyzing control flow graph as features[45]. The CFG-represented data exploits structural and instruction-level information in the underlying malware programs. The semantics of a malware program is incorporated in the instruction list of the basic blocks and the structural dependencies defined by the connected edges. Various studies have shown that semantics of programs is a representative feature to trace the malware variants[10, 46, 49].

Nevertheless, deep learning based models are susceptible to adversarial attacks. For example, adversarial examples that enable attackers to deceive the GNN models[13], circumvent the face-recognition models[35], and fool the voice recognition systems[48]. More and more deep learning applications in the security related domain attract attackers to manipulate the malware to mislead the deep learning based malware detection model.

The goal of adversarial attacks is to force the detection model to misclassify malicious programs as benign. There have been numerous research focused on attacking deep learning based malware detection model. Some of them evade the deep neural networks by modifying the original binary such as PE header metadata and Section metadata[4, 21–23, 33, 36, 37, 44]. Some works morph the extracted features of the malicious programs like API calls[34] to evade detection models. However, little research has been conducted on attacking graph structured malware detection model. Existing work on adversarial malware generation does not preserve the functionality of original programs[2]. They directly apply the gradient of the neural networks on extracted continuous features of original CFG. The generated samples may change the programs' functionality. For example, the intended function of a trojan, such as accessing users' passwords, deleting users' files, and infecting other devices through the network connection, should not be removed to evade the detection. The malicious functionality must be preserved for an adversarial sample. This constraint means the original features leveraged in deep learning models can not be removed and altered. In addition, inserting new features may also break the program's functionality. For instance, the intended function may be jumped if we insert a 'JMP' instruction in the original CFG. Thus, it is essential to choose semantics-preserving transformations on original malware to preserve the malicious functionalities of adversarial samples. Generally, to conduct this research, we have to overcome the following challenges:

- The features in the graph structure involves in discrete data, so we can not directly leverage gradient-based attacks to generate infinitesimal small perturbation to original graph.
- The generated samples should not change the original program behaviors, which indicates attackers can not remove

original features and should be cautious to insert new features.

To overcome the challenges, we proposed a novel method to automatically generate adversarial samples for CFG-based malware detection models incorporating the constraint of preserving functionality. We designed a reinforcement learning based approach, namely the Semantics-preserving Reinforcement Learning(SRL) attack, to select the semantic *Nops*, which will not change the original behaviors, and insert them into the original CFGs. We first extracted CFGs from 8,000 benign and malicious real-world Windows programs and construct abstract directed graphs to represent the CFGs. Then we applied two graph-based models, the basic GCN model[20] and the DGCNN model[50], to classify the graphs. The SRL attack is compared with three attacks: the Semantics-preserving Random Insertion(SRI) attack inspired by obfuscation methods[9, 26, 47], the Semantics-preserving Accumulated Insertion(SAI) attack inspired by hill-climbing methods[36], and the Semantics-preserving Gradient based Insertion(SGI) attack inspired by FGSM attacks[17]. We observe the existing attacks are limited in evading graph neural networks for malware detection. The experiments' results demonstrate that SRI methods are able to achieve an evasion rate of 45% on the basic GCN models and 72% on the DGCNN models. The SGI attack can fool the basic GCN model with a success rate near 41% and deceive the DGCNN models with evasion rate 83%. The SAI attacks can achieve an evasion rate on both models for more than 90%. The SRL attack can deceive two models with 100% success rate. We added the adversarial samples and retrain the detection models to defend against those attacks. The retrained models can achieve similar accuracy and the evasion rate of some attacks reduced significantly.

The contributions of our paper are as follows:

- We have a key observation that is the existing black-box and white-box attacks against GNNs can not be directly launched against malware detection models. If directly launched, they would violate the semantics preserving requirement. This is the first work on semantic preserving black-box attacks against GNNs malware detection models.
- We propose a reinforcement learning based semantics-preserving attack against black-box GNNs for malware detection.
- Using several GNNs, we evaluated and demonstrated the effectiveness of the proposed method via intensive experiments with different settings. We built a baseline with three attacks on the basis of existing methods to against GNNs for malware detection.

In section 2, we review some background of malware detection and graph neural networks. The threat model and problem statement are illustrated in section 3. The four practical approaches for generating adversarial samples are described in section 4. The performance of the proposed approaches is in section 5. In section 6, we introduce related works on adversarial generation. Finally, the conclusion and future work are discussed in section 7.

## 2 BACKGROUND

In this section, we provide a background of malware detection methods, graph neural networks and code obfuscation methods.

### 2.1 Malware Detection

Malware detection models primarily make use of analysis techniques to understand the intention of malware. Features leveraged in malware detection can be grouped into three categories: static features, dynamic features, and hybrid features. Static features are extracted without running the executable files. Dynamic features are extracted by analyzing the behaviors of a program while it is being executed in a simulated and monitored environment. Hybrid features combine both static and dynamic features.

Researchers have applied conventional machine learning algorithms (e.g., SVM) and deep learning method to detect malware. Various approaches are deployed to extract static features. Some of them make use of the binary file itself as indicators to detect the malware[11, 32]. The characteristics of the binary files, such as PE import features, metadata, and strings, are also ubiquitously applied in malware detection[14]. Others leverage reverse engineering to understand the programs' architecture. Reverse engineering is employed to disassemble the program to extract high-level representation, including instruction-flow- graph, control flow graphs, call-graph, and opcode sequences[14, 25, 43].

Dynamic analysis executes the programs in a virtual environment to monitor their behaviors and observe their functionality. Features obtained by dynamic analysis are API calls, system calls, registry changes, memory writes, network patterns, etc[12, 27, 39]. Dynamic analysis can address some obfuscated malware and hence provide more accurate programs' behaviors. In line with the static analysis, attackers adopt approaches to prevent malware from dynamic analysis[19]. The malware starts an early check and immediately exits if it runs on virtual machines. Even worse, some of malware execute benign behaviors so humans draw incorrect conclusions about the intent of the malware.

Convolutional neural networks and fully connected dense layers are leveraged to learn the high level features out of the selected features[11, 25, 32]. For sequential data such as API calls and instruction sequence, RNN models are applied to classify the malware [27, 34, 39]. Recently some researchers use graph neural networks to classify malware programs represented as control flow graphs[45].

### 2.2 Graph Neural networks

Some papers have investigated the resilience of malware detection model that use deep neural networks, such as CNN architecture, with features selected from raw bytes as input[21, 22, 37]. The robustness of the recurrent neural networks (RNNs) are also analyzed for sequential data[18, 34]. In this work, we study attacks targeting malware detection models built from CFG-represented data. The structure information contained by CFGs can be used to find unreachable code, find syntactic structure (like loops), and predict programs' defect[24, 31].

To embed structural information inherent in graph like data, we use two graph neural network: the basic GCN model[20] and the DGCNN model[50]. In alignment with the DGCNN model[50], our graph convolution layer takes the following propagation rule:

$$H_{l+1} = \sigma(\tilde{D}^{-1}\tilde{A}H_lW) \quad (1)$$

Here,  $\tilde{A} = A + I$  is the adjacency matrix  $A$  of the directed graph  $G$  with added self-connections  $I$ .  $\tilde{D}_{ii} = \sum_j \tilde{A}_{ij}$  is its diagonal degree matrix.  $W$  is a layer-specific trainable weight matrix.  $\sigma(\cdot)$  is a non-linear activation function.  $H_l$  is the matrix of activations in the  $l$ -th layer;  $H_0 = X$ , where  $X$  denotes the node information matrix of graph  $G$ .

The graph convolutional layer propagates node features to neighboring nodes as well as the node itself to extract local substructure information. We stack multiple graph convolution layers to get high-level substructure features. For the basic GCN model, we add a classification layer after node embedding to extract graph features. The classification layer simply flattens the high-level substructure features and adds a fully-connected layer followed by a nonlinear activation function. For another model, we follow the same architectures as the DGCNN model [50]. First, we concatenate the output of multiple GCN layers. Then, we use the SortPooling layer to sort the features followed by 1-D convolutional layers and dense layer to learn the graph-level features.

### 2.3 Code Obfuscation

Code obfuscation tools serve two main purposes: (1) to protect intellectual properties; (b) to evade malware detection systems. There are a variety of code obfuscation schemes. A basic requirement is that the program semantics must be preserved after the code is transformed by such tools. Traditionally, attackers use obfuscation methods, including dead-code insertion, register reassignment, subroutine reordering, instruction substitution and so on, to morph their malware to evade malware detection[9, 26, 47]. Here we list the definition of some typical obfuscation methods:

- Semantic *nops* insertion: inserting certain ineffective instructions to the original binary without changing its behavior, such as *nop*;
- Register reassignment: switching registers while keeping the program code and its behavior same, such as changing registers *EAX* in the binary are reassigned to *EBX*;
- Subroutine reordering: changing the order of subroutines in one binary in a random way;
- Instruction substitution: replacing some instructions with other equivalent ones, such as in some cases, *xor* can be replaced with *sub*;
- Code transposition: reordering the sequence of the instructions of a binary;

The recent research findings on the existence and effectiveness of adversarial examples indicate that the evasion ability of code obfuscation tools should be examined in the context of the existing adversarial attacks. Attacks on deep learning models can be grouped into three scenarios: 1) In the white-box scenarios, the adversaries have full knowledge of the target DL model; 2) In the gray-box scenarios, they have access to the structure of the DL models; 3) In the black-box scenarios, they can only query the DL models to get the confidence value or the prediction label. Attacks on the white-box attack are generally based on the gradient of the neural network. Meanwhile, in the black-box/gray-box scenarios, the adversary morphs adversarial examples by following white-box attack strategies on a local model or a surrogate model[6]. However, the infinitesimal small perturbation generated by gradient-based

attacks can not be directly applied to our target model because the graph structured data involves in discrete value.

Code obfuscation is effective to evade the signature-based detection system because it could significantly change the syntactic of original malware. Although code obfuscation tools have enabled attackers to successfully evade various real-world malware detection systems, the unique capabilities of deep learning models, especially graph neural networks, indicate that the evasion ability of code obfuscation tools can no longer be taken for granted.

The experiments in our paper demonstrate that randomly inserting dead instruction can not achieve a good result compared to other attacks with the help of prediction confidence or gradients.

## 3 PROBLEM FORMULATION

In this paper, our goal is to conduct the first study on the resilience of deep learning-based detection models trained over CFG-represented malware. The overarching research question is: can we leverage the blind spots of the deep learning algorithms to guide attackers use code obfuscation method to modify the malware and evade the detection model? The objective of this paper is to apply code obfuscation method, specifically semantic *nops*, on CFG-represented malware to evade graph neural networks on the guidance of potential shortcomings of the deep learning algorithms.

### 3.1 CFG-based Analysis

A control flow graph(CFG) is a directed graph representation that illustrates all reachable paths of the program during execution. The nodes of the CFG are the basic blocks of the program. Each basic block is a consecutive, single-entry code without any branching except at end of the sequence. Edges in a CFG represent possible control flow in the program. Control enters only at the beginning of the basic block and leaves only at the end of the basic block. Each basic block can have multiple incoming/outgoing edges. Each edge corresponds to a potential program execution.

We abstract a basic block only by its opcodes, ignoring all operands. For example, *sub %eax, %ebx* and *sub [%ecx], %edx* would be both represented by *sub*. First, some instructions, such as *JMP* and *INC*, share the same bytes, but they have different semantic meanings. Second, the operands or instruction values result in large syntactic differences, e.g. different registers being used, but the semantic meaning of those instructions can be considered as similar. We argue that the semantics of the binary is more effective in malware detection. So for each basic block, we use the opcodes such as *MOV*, *ADD* or *JMP* as features of the instruction.

After extracting CFG from the executable files, we will construct an abstract directed graph  $G = \langle V, E \rangle$ , consisting of the set  $V$  of nodes and the set  $E$  of edges. Each node  $v_i$  represents a basic block in a CFG, while a directed edge  $e_{ij}$  points from the first basic block  $v_i$  to the second basic block  $v_j$ . We brought the concepts of Bag-of-words (BoW) in NLP to vectorize the basic blocks. First, we map  $n$  opcodes of the x86 instruction set to a list  $S = \{s_1, s_2, \dots, s_n\}$ , where  $s_i$  is a particular opcode. For a basic block  $v_i$  in a CFG  $G = \langle V, E \rangle$ , each occurrence of the opcodes in the basic block  $v_i$  is counted, and is transformed as an array of integer counts with size same as  $S$ . Let  $v_i = \{x_1 \dots x_n\}$ , a vector of counts over each opcode.  $x_k$  is

set as the occurrence if the  $k$ -th opcode exists in the basic block, otherwise, it is set as 0.

In the context of the adversarial malware generation, we can not directly change edges in the graph. To preserve the functionality of the malware, in this paper, the manipulation on the malware is limited to semantic *nops* insertion. We define a list of semantic *nops* that will not affect the program functionality, and also will not change the structure of the original CFG.

In the black-box setting, the attackers can only receive the final probability result from the malware detection models. The goal of the attackers is to mislead the malware detection model  $\mathbb{C}$ . Specifically, the adversarial samples generated from malware are misclassified as benign programs. A malicious CFG  $G = \langle V, E \rangle$  can be correctly labeled as a malware by the pretrained and fixed malware detection model. The goal is to safely manipulate the basic blocks and generate an adversarial graph  $\tilde{G} = \langle \tilde{V}, E \rangle$  to deceive the detection model  $\mathbb{C}$ .

### 3.2 Problem Statement

We formulate the proposed attacks as follows. Let  $G = \langle V, E \rangle$  be a given graph, where  $V \in \mathbb{R}^{m \times n}$  and  $E \in \mathbb{R}^{m \times m}$ , where  $m$  is the number of nodes and  $n$  is the number of opcodes in the instruction set. The semantic *nops* are encoded using the aforementioned method in Section 3.1. The manipulation on malware is a small and imperceptible perturbations that should not change the program’s original functionality. We define a list of dead instructions  $\zeta \in \mathbb{R}^{I \times D}$ , where  $I$  is the number of dead instructions. By selecting and inserting the dead instructions into the original sample  $G$ , we generate an adversarial sample  $\tilde{G} = \langle V + \delta, E \rangle$ . The adversarial sample has the same graph structure as the original sample. Our attacks aims to maximize the probability of the target label under the constraints that at most  $\Delta$  instructions can be injected. An adversarial example is generated by solving the following constrained optimization problem:

$$\begin{aligned} \tilde{G} = \min_{\mathbb{C}(\tilde{G}, \tilde{y}; \theta)} & \\ \text{s.t. } d(G, \tilde{G}) & \leq \Delta \end{aligned} \quad (2)$$

where  $\tilde{y}$  is the target label,  $\mathbb{C}(\cdot)$  is the detection model with parameters  $\theta$ , and  $d(\cdot)$  is the distance function to calculate the number of injected instructions.

## 4 ATTACKS ON GRAPH BASED MALWARE DETECTION MODEL

Four Semantics-preserving attacks against GNN for malware detection are proposed. We first describe the semantics-preserving reinforcement learning(SRL) attack and discusses the technical approach behind the proposed attack to solve the optimization problem in Eq. 2. Next, we show the other semantic-preserving attacks, each of which is designed using the existing ideas including random insertion, hill-climbing approach, gradient-based insertion methods.

### 4.1 Semantics-preserving Reinforcement Learning(SRL) Attack

The key factor of adversarial malware generation via semantic *nops* injection is to select the appropriate semantic *nops* and their

corresponding basic blocks. The decision making process involves in discrete value. Thus, we can not directly apply gradient based attack to inject semantic *nops*. Reinforcement learning can be a valid approach to attack graph neural networks by modify the graph structure and node features[13, 38]. We propose a semantics-preserving reinforcement learning attack by sequentially injecting semantic *nops* into the CFGs.

As illustrated in Figure 1, the SRL attack train a deep reinforcement learning agent which could iteratively choose basic blocks and dead instructions to modify the malicious input until it can successfully mislead the detection model. The model can be viewed as a Finite Horizon Markov Decision Process(MDP)  $\mathbb{M}(\mathbb{C}, G, S, A, R)$ . It contains a detection model  $\mathbb{C}$ , a malicious input  $G$ , the state space  $S$ , the action set  $A$ , and the reward  $R$ . First, a CFG is represented as a state  $s_0$ . Then for each turn  $t$ , the RL agent choose an action  $a_t \in \mathcal{A}$  based on a policy  $\pi(a|s_t)$  to decide which dead instruction should be inserted into the observable environmental state vector  $s_t$ . Also, to determine the basic blocks  $v_t$  that will be manipulated each iterate, the RL agent will sort the importance of basic blocks in the graph to pick up *topk* basic blocks. With those decision, we will get a new state which will be sent to the detection model  $\mathbb{C}$  to get the rewards  $r_t \in \mathbb{R}$  of the actions. This process repeats at most *niter* iterations. With the action  $a_t$  and the sorted list of the basic blocks  $v_t$ , the trajectory of the proposed MDP is  $(s_0, a_0, v_0, r_0, s_1, \dots, s_{t-1}, a_{t-1}, v_{t-1}, r_{t-1}, s_t)$ . The rewards then will be used to update the RL agent.

We design reinforcement learning environment and reward to solve the optimization problem in Eq. 2 as follows:

- State:
  - The state  $s_t$  at time  $t$  represent a partially modified CFG  $G_t = \langle V_t, E \rangle$  with some of the manipulated basic blocks.
- Action:
  - Each action includes two folds: 1) the importance of the basic blocks  $v_t$ ; 2) a dead instruction  $a_t$ . The action space of picking up a dead instruction is  $O(I)$ , where  $I$  is the numbers of semantic *nops*. Similar to [36], below is the rule we followed to generate the semantic *nops*:
    - Some atomic instructions that do not change the memory or register value, e.g. *NOP*.
    - An invertible instruction, such as arithmetic operation and logical operation, followed by the inverse instruction, e.g. *PUSH* and *POP*, *ADD* and *SUB*.
- Reward:
  - The ultimate goal of the reinforcement learning model is to generate new samples that can misclassify the detection model. In practice, the decision process will be long to find the right action during training process. Thus, we calculate the rewards of each state as an intermediate feedback. If one CFG can successfully evade detection, the reward  $r_t$  is associated with the action sequence length. We design the guiding reward  $r_t$  to be one if it can increase the possibility  $p_{s_t, a_t, v_t} = \mathbb{C}(s_t, a_t, v_t, \tilde{y})$  of successfully evading the prediction model and be recognized as the target label  $\tilde{y}$ , and to be zero vice versa.

$$r_t(s_t, a_t, v_t) = \begin{cases} 1; & \text{if } p_{s_t, a_t, v_t} > p_{s_{t-1}, a_{t-1}, v_{t-1}} \\ 0; & \text{otherwise.} \end{cases} \quad (3)$$

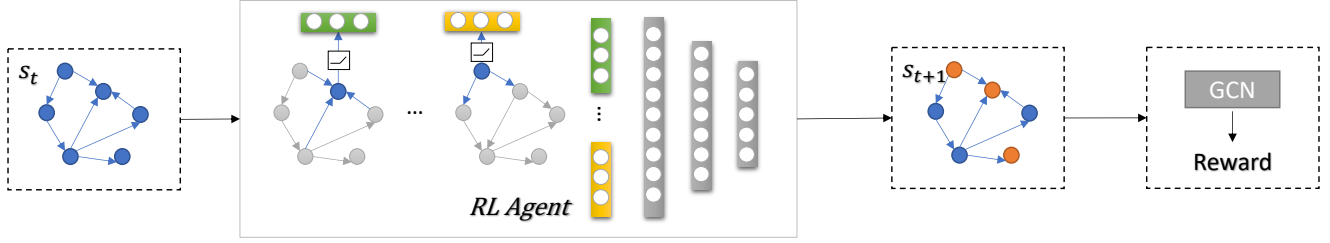


Figure 1: The architecture of the SRL Attack

- Terminal:  
Once the injected instructions reaches to the budget  $\Delta$ , or current state can be misclassified, the process stops. The generated samples contains at most  $niter$  new instructions compared to the original sample.

---

**Algorithm 1:** Semantics-preserving Reinforcement Learning attack against malware detection

---

**Input:**  $\mathbb{C}(\cdot)$ ,  $\tilde{y}$ ,  $NopsList$ ,  $topk$ ,  $niters$ ,  $\Delta$ ,  $q$   
Initialize  $Q(s, a, v)$  with random parameters  $\theta$ ;  
Set target function  $\hat{Q}$  with parameters  $\theta^- = \theta$ ;  
Initialize replay memory buffer  $\mathcal{M}$ ;  
 $queries \leftarrow 0$ ;  
**for each**  $G = \langle V, E \rangle$  **do**  
     $t \leftarrow 0$ ;  
     $\tilde{G} \leftarrow G$ ;  
    **while**  $\text{argmax}(\mathbb{C}(\tilde{G})) \neq \tilde{y}$  and  $t < niters$  **do**  
        Choose  $a_t$  and  $v_t$  based on Eq.6 and Eq. 7;  
        Insert the action  $a_t$  from  $NopsList$  into  $topk$  basic block sorted by  $v_t$  to get new graph  $G'$  as  $s_{t+1}$ ;  
        Compute  $r$  based on Eq. 3;  
        Store  $\{s_t, a_t, v_t, r_t, s_{t+1}\}$  in memory  $\mathcal{M}$ ;  
        **if**  $queries \% q = 0$  **then**  
            Sample minibatch transitions from  $\mathcal{M}$  based on Eq. 8 and Eq.9;  
            Update parameters according to Eq.10;  
        **end**  
        **if**  $\text{Diff}(G', G) \leq \Delta$  **then**  
             $\tilde{G} \leftarrow G'$ ;  
        **else**  
             $t = niters$   
        **end**  
         $t \leftarrow t + 1$ ;  
         $queries \leftarrow q + 1$ ;  
    **end**  
**end**

---

As other work on adversarial graph generation[13], the policy network used to learn the MDP in this paper is Q-learning. Q-learning is an off-policy control algorithm and fits Bellman optimality equation as bellow:

$$Q(s_t, a_t) = r(s_t, a_t) + \gamma \max_{a'} Q(s_{t+1}, a') \quad (4)$$

In our case, it is adopted as bellow:

$$Q(s_t, a_t, v_t) = r(s_t, a_t, v_t) + \gamma \max_{a'} Q(s_{t+1}, a', v') \quad (5)$$

The goal of the RL agent is to learn a policy model  $\pi(s_t, a_t, v_t)$  and a action-value function  $Q(s_t, a_t, v_t)$ . To score the nodes in the graph and insert the dead instruction in the sorted basic blocks, we first use the same structure as the DGCNN model to embed the graph. The result of the SortPooling layer is obtained to select  $topk$  basic blocks. Then the agent calculate the Q value based on the Q function as:

$$Q(s_t, a_t, v_t; \theta) = W_1 \sigma(W_2 [\mu(e(s_t))]) \quad (6)$$

where  $\theta$  represents the trainable weights of the DQN,  $e(s_t)$  is the embedding of graph  $s_t$ . We use greedy policy to select the action  $a_t$  estimated by the Q function:

$$\pi(a_t, v_t | s_t; Q) = \underset{a \in \zeta}{\text{argmax}} Q(s_t, a, v; \theta) \quad (7)$$

We use the prioritized experience replay technique with memory buffer  $\mathcal{M}$  to train the DQN. The buffer records past experience denoted as  $(s_t, a_t, r_t, s_{t+1}, |\delta_t|)$  with states, actions taken at those states, the rewards and the next state and its absolute TD error. During training, we draw past experiences for a given minibatch from the memory buffer  $\mathcal{M}$  with probability  $P(i)$ :

$$P(i) = \frac{p_i^\alpha}{\sum_k p_k^\alpha} \quad (8)$$

The priorities  $p_i$  of an experience  $i$  were set as:

$$p_i = |\delta_i| + \epsilon \quad (9)$$

where  $\epsilon$  is a small constant to ensure that samples with a low  $\delta_i$  have some non-zero probability of being drawn. The Q-learning loss function is as follow:

$$\mathbb{E}_{(s_t, a_t, v_t, r_t, s_{t+1}) \sim D} [(r_t + \gamma \max_{a \in \zeta} \hat{Q}_{\theta^-}(s_{t+1}, a, v) - Q_{\theta}(s_t, a_t, v_t))^2] \quad (10)$$

The Q-learning algorithm is shown in procedural form in Algorithm 1. For each malicious CFG, it choose  $topk$  basic blocks and one semantic  $nop$  in the list of semantic  $nops$ . The transformation will be applied to the original graph  $G$ . Then we can obtain the reward with the generated graph  $G'$  and store the current state, actions, rewards and next state to the memory buffer  $\mathcal{M}$ . Every  $q$  queries, it will sample a minibatch from the memory buffer and train the Q function. The algorithm repeats until it reaches to  $niters$  iterations, the inserted features is more than the defined budget  $\Delta$ , or the generated samples can be misclassified as the target label  $\tilde{y}$ .

## 4.2 Other attacking methods

We introduce Semantics-preserving Random Insertion(SRI) Attack in Sec. 4.2.1 and Semantics-preserving Accumulated Insertion(SAI) Attack in Sec. 4.2.2. Variant of gradient methods, Semantics-preserving Gradient based Insertion(SGI) Attack, is proposed in Sec. 4.2.3.

**4.2.1 Semantics-preserving Random Insertion(SRI) Attack.** The attack iteratively modifies a malicious CFG until it can be misclassified as a benign program or reach to the maximum number of iterations.

Algorithm 2 presents the pseudocode of the SRI attack. In each iteration, it first randomly choose  $topk$  basic blocks in the CFG  $G = \langle V, E \rangle$ , and then pick up one dead instruction in the list of semantic *nops*. After that, it will insert the dead instruction into those basic blocks. To limit the numbers of manipulation on original CFG, the difference between the generated CFG and the original CFG should less than the defined  $\Delta$ . The algorithm repeats up to  $niters$  iterations. The manipulated graph is an adversarial sample if it is misclassified as the target label  $\bar{y}$ . To perform the SRI attack, the attackers do not require the additional information about the architectures, the weights, and the predicted probability of malware detection models. Also, attackers can constrain the times of probing the detection models  $niters$  and the number of effected basic blocks  $topk$ . Attackers may be noticed if it queries the detection model too much times.

**4.2.2 Semantics-preserving Accumulated Insertion(SAI) Attack.** Instead of directly transforming the original binary with the random decision as Algorithm 2, SAI algorithm follows a hill-climbing approach[36]. It declines some decisions if the probability of the target class reduces.

For each CFG, it first probes the detection model  $\mathbb{C}(\cdot)$  to retrieve the probability  $p$  of the target class. Then, in each iteration, it randomly chooses  $topk$  basic blocks and one dead instruction in a list of semantic *nops*  $NopsList$ . It will query the detection model using the transformed CFG  $G' = \langle \bar{V}, E \rangle$  to obtain the changed probability of the target class  $p'$ . And it accepts the transformation only if the probability increases. Similar to the SRI attack, SAI attack can also limit the number of effected basic blocks in each iteration and the number of total inquiries. The manipulation on original CFG should also less than  $\Delta$ . However, attackers require the predicted probability of the targeted model to apply the SAI attack.

**4.2.3 Semantics-preserving Gradient based Insertion(SGI) Attack.** The SGI attack solves the constrained optimization problem 2 with a gradient-descent algorithm. To fit the black box setting, we first train a substitute model  $\mathbb{C}'$  to approximate the detection model  $\mathbb{C}$ 's decision boundaries [28]. The attackers have some fundamental knowledge of the detection model including the input and expected output. The substitute model  $\mathbb{C}'$  is trained iteratively with the graphs and the predicted labels.

The substitute model  $\mathbb{C}'$  is used to craft adversarial samples. Algorithm 3 presents pseudocode for the adversarial sample crafting algorithm. To generate adversarial samples, the adversary computes the following perturbation:

$$g = \text{sgn}\left(\frac{\partial J_{\mathbb{C}'}(G, y)}{\partial V}\right) \quad (11)$$

**Table 1:** Examples of semantic *nops*

NOP	
PUSH %rbx	POP %rbx
NOT %rbx	NOT %rbx
XCHG %rax,%rax	XCHG %rax,%rax
ADD \$5,%r10	SUB \$5,%r10

Here,  $V$  is the feature matrix, each row describes instructions in a basic block  $v_i$  of the graph, and  $y$  is the label of the CFG. Each row of the signed gradient indicates  $g_i$ , for each basic blocks or nodes, the specific instructions list are helpful to get the CFG misclassified. We heuristically insert a semantic *Nop* that is closest to the gradient  $g_i$  into the corresponding basic block of the CFG.  $N$  is the number of basic blocks in the CFG, and  $K$  is the number of semantic *nops*. In each iteration, it injects the closet semantic *nops* to the sign gradient descent.  $p$  is the norm value of the distance function  $\|\cdot\|_p$ . This procedure is repeated up to a maximum number of iterations  $T$ .

## 5 ASSESSING THE RESILIENCE OF GRAPH NEURAL NETWORK FOR MALWARE DETECTION

We conduct experiments to answer the overarching research question is: What kind of manipulations can be applied on original CFGs to evade the malware detection models without changing the programs' behaviors? The goal of the proposed attacks are: 1) they can achieve high attack rate; 2) it can generate small-scale manipulations on original features; 3) it would not change malicious behaviors. We begin by providing details about data used for evaluation and the performance of the malware detection models. We then evaluate the performance of four attacks. Subsequently, we move to discuss the effects of different parameters in those attacks and the impacts of graph size and the semantic *nops*.

### 5.1 Datasets and Malware-Detection Model

The experiments in this paper are conducted on the VXHeavens-Dataset [51]. We installed standard packages on a x86 Windows 10 virtual machine using Ninite and Chocolatey2 package managers and collected the benign binaries generated by those packages. The categories of the installed packages vary including popular applications(such as Chrome, Firefox, and Zoom), Security applications(such as Spybot2, SUPERAntiSpyware, and Malwarebytes), Developer Tools(such as Python, Github, and PuTTY), and so on. We use Angr, a Python framework for analyzing binaries, to extract CFG in those datasets. After extracting CFGs, we transform the basic blocks in CFGs to a directed graph. Because some graphs have millions of basic blocks, it is impossible to train on the entire graph at once due to GPU memory and training time constraints. In our experiments, the CFGs with less than 3,000 basic blocks are used for malware classification. Then, we mix benign programs and malware together, and randomly select 70% samples of the whole dataset as train dataset, 10% samples as validation dataset, 20% samples as test dataset. Table 2 describes the data distribution in the datasets. We generated 28 semantic *Nops* based on rules mentioned in section 3.2. Table 1 lists some examples of semantic *nops*.

**Table 2:** The number of benign and malicious binaries

Class	Train	Val	Test
Benign	2822	348	830
Malware	2778	372	850
All	5600	720	1680

**Table 3:** The classification performance of the detection model

Model	ACC			FPR	FNR
	Train	Val	Test		
DGCNN	98.37%	93.61%	95.77%	4.70%	3.73%
Basic GCN	97.35%	93.61%	93.92%	5.52%	6.62%

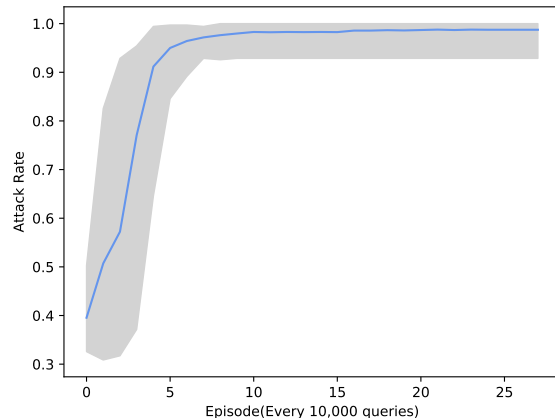
All experiments are conducted on Ubuntu 16.04, using Python 3.7 and Tensorflow 2.1 with NVIDIA GTX980 Ti Graphics Processing Unit(GPU). We trained two graph neural networks as malware detection models over CFG-based features: the basic GCN model and the DGCNN model. The basic GCN model stacks four graph convolution layers with 128, 64, 32, 16 output channels followed by a fully-connected layer. The DGCNN model[50] leverages four graph convolution layers with 32, 32, 32, 1 output channels, respectively followed by a SortPooling layer to keep top 1000 nodes. Two 1-D convolutional layers with 16 and 32 output channels followed by one dense layer with 128 hidden units are applied to learn the graph features. We trained two models 200 epochs with batch size 100. The classification performance of the detection model is reported in Table 3.

## 5.2 Attack Results

The main focus of the attackers is to craft adversarial samples to fool the malware detector. We implement four attacks to generate adversarial samples by inserting the semantic *nops*. The configuration for those attacks is described in the following. Each attack probes the detection model less than 30 iterations. We set 5% as the maximum injection budget. In the SRI, SAI, and SRL attacks, the maximum effected basic blocks in each iteration is 1250. If the number of the nodes in a CFG is less than 1250, it will insert one semantic *nop* into all basic blocks each step. The norm value of the distance function in the SGI attack is set as 2 to calculate the semantic *nops* that is close to the direction of the gradient.

For the SGI attack, we trained two substitute models using the validation dataset to approximate the detection models[28]. The substitute models have the same structure as the basic GCN model. Both of them are trained for 10 epochs from scratch with CFGs and their corresponding predicted labels. After 10 epochs, the accuracy of the substitute model for the basic GCN model can reach to 85.83% on the test dataset. Meanwhile, the substitute model for the DGCNN model can achieve an accuracy of 81.42%.

For the SRL attack, we used the RMSProp algorithm with mini-batches of size 512. We trained the model with malicious samples in the training dataset. Each graph can query the detection model for at most 30 steps. We used a replay memory of 3000 most recent queries. The policy during training was decaying  $\epsilon$ -greedy with  $\epsilon$  decaying linearly from 1 to 0.1 over the first 3000 queries, and fixed at 0.1 thereafter. The agent drops actions that returned negative actions with probability 50% instead of keeping every queries.

**Figure 2:** SRL attack on the basic GCN model

We performed independently SRI and SAI attacks 10 times to obtain the average success attack rates and the percentage of injected instructions. The performance of those attacks are provided in Table 4. SRI attack can achieve 48.87% success rate on basic GCN model while inserting instruction by 0.96% on average, and 72.25% on DGCNN model with 1.06% average feature changed. The SGI attack achieves a misclassification rate 41.22% on Basic GCN model and 83.08% on the DGCNN model. Overall, SAI and SRL attacks have shown, in general, a good performance. The SAI attack achieves more than 96% attack rate with fewer feature changed. Figure 2 and Figure 3 are the performance of the SRL attack on the basic GCN model and the DGCNN model. We run the attack on two models 10 times and periodically compute the attack rate on the validation dataset every 10,000 queries during training. The bold lines are averages over 10 independent learning trials. The shaded area presents the maximum and minimum values of ten trials. Attacks on the basic GCN model can converge smoother and faster. The results shows the SRL attack is able to train a deep Q network in a stable manner. The SRL attack on both models can achieve misclassification rate as high as 100%.

In practice, SRI attacks took about more time to generate an sample on average compared with SAI attack. That is because SAI attack drops some transformation and can mislead the detection model within fewer iteration. The SGI attack cost longer time because of the gradient calculation.

**Table 4:** The performance of different attacks

Attack	Basic GCN			DGCNN		
	AR(%)	FG(%)	GT(s)	AR(%)	FG(%)	GT(s)
SRI	45.58	0.96	0.98	72.25	1.28	0.65
SAI	97.27	0.54	0.38	96.74	0.62	0.33
SGI	41.22	1.99	3.31	83.08	1.22	3.43
SRL	100.0	0.17	0.37	100.0	0.23	0.08

\*AR=Attack Rate

\*FG=Average Number of Features Inserted

\*GT=Generating Time in Seconds per Sample

5.2.1 *Attack Parameters.* In this section, we discuss the impacts of different parameters in those attacks.



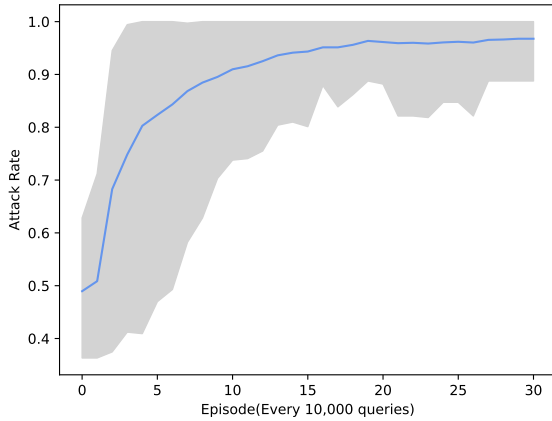


Figure 3: SRL attack on the DGCNN model

Figure 4 is SRI, SAI and SRL attacks with different effected basic blocks in each iteration. The iteration and the insertion budget are set as 30 and 5% respectively. Each attacks are executed with different number of the effected basic blocks as input. One can immediately see that more effected basic blocks do not significantly improve the attack rate after it reaches to 1250. Sometimes the attack rate even reduce slightly. That is because when the effected basic blocks are more than the node size of the CFG, it inserts one dead instruction to all basic blocks. With more effected basic blocks, the attack rate tends to depend on other factors such as the number of iteration and the insertion budget.

Figure 5 and Figure 6 are four attacks on two detection models with different maximum iteration and insertion budget. Generally, attacks with more iteration and higher budget are more successful. The evasion rate of those attacks plateaus at about 30 iterations. And most attacks can obtain a good performance when insertion budgets reach to 5%. As one would expect, more iteration and insertion budget change more features to generate an adversarial sample. For example, for SGI attack on the DGCNN model, the average changed features increase from 0.57% to 1.22% with the rise of the insertion budget. With large manipulation on the original CFGs, the generated samples are more likely to mislead the detection model.

For the SRL attack, even though the insertion budget is small e.g. 1%, it can achieve a high evasion rate close to 100%. However, it is highly depended on the initial value of the action-value function. If the evasion rate before training the Q function is less than 40%, most queries in the earlier training process will get negative rewards, and consequentially need more time to train the Q function for a good result. Moreover, smaller iteration and insertion budget restrict the length of action sequences, which may also reduce the number of queries with positive rewards. Therefore, although a smaller number of iteration and insertion budget can obtain a good performance, it may take longer time to train the Q function because most queries in the beginning of the training process return negative rewards.

5.2.2 Graph Size Impact. We investigate the impact of the graph size by separating the test dataset into four groups according to

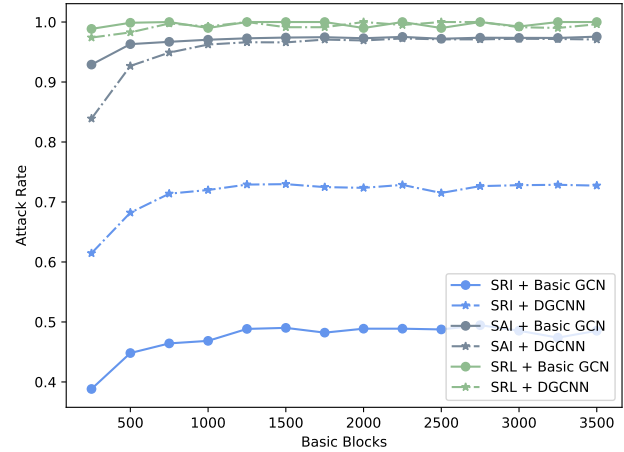


Figure 4: The impacts of the effected basic blocks

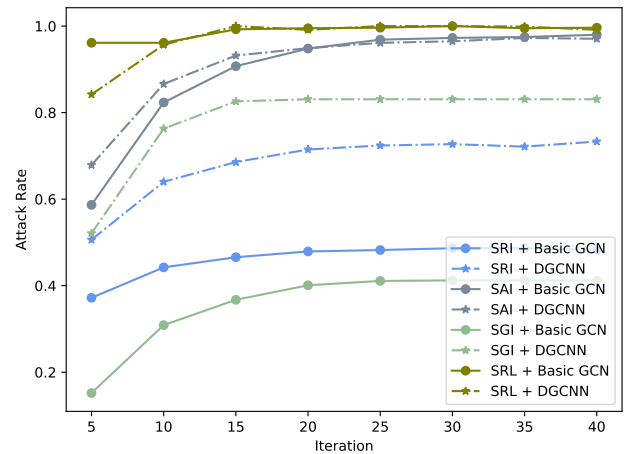


Figure 5: The impacts of iteration

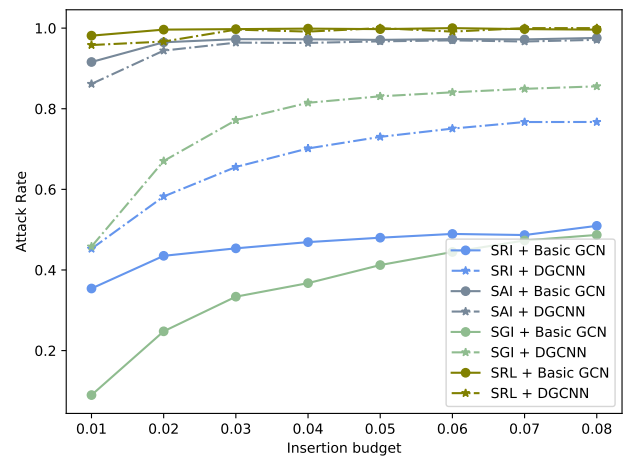


Figure 6: The impacts of insertion budget

the the number of the nodes in a graph and observing the misclassification rate. The goal is to understand the impact of graph size



on misclassification rate. The results are shown in Table 5. As it can be seen in Table 5, we calculate the first quartile, the median, and the third quartile of the graph size to group the test dataset. For the SGI attack, larger graph significantly achieve higher evasion rate. However, for other attacks, we could not observe an any meaningful relationship between the graph size and the evasion rate. That indicates the evasion rate is not highly dependent on the graph size.

**Table 5:** The impacts of graph size(%)

Attack	Basic GCN				DGCNN			
	25%	50%	75%	100%	25%	50%	75%	100%
SRI	44.44	51.44	47.44	53.64	70.81	71.29	77.94	79.47
SAI	98.06	98.55	98.97	94.79	94.73	95.83	97.43	95.78
SGI	10.14	17.30	54.59	86.97	54.02	82.87	84.10	88.94
SRL	100.0	100.0	100.0	100.0	100.0	100.0	100.0	100.0

**5.2.3 The Impacts of Dead Instructions.** Different dead instructions have different effects on attacks. To evaluate the impacts of dead instructions, we investigate the performance of a single dead instruction. Some results can be found in Table 6. With a certain semantic *Nop*, sometimes the SAI attacks can not achieve the same performance as the SRI attacks because it rejects some insertion and consequentially reduces the action sequences. With some dead instructions, such as *NOT*, *NOT*, three attacks on different model have divergent attack rate. Even through those instructions may not be helpful to mislead the GCN model, the SAI, SGI and SRL attacks can reject those instructions or locate a better combination to deceive the detection model.

### 5.3 Potential Mitigations

Our proposed attacks achieved high misclassification rates to fool graph neural networks for malware detection. In this section, we discuss potential mitigation methods to make malware detection robust against evasion by our attacks.

To defend against those attacks, we added the adversarial samples generated by three attack to the training dataset and retrained the detection model. For each attack, we randomly selected 500 adversarial samples and added them into the training dataset. After 200 epochs, models can obtain similar accuracy as their original performance, shown as Table 7. For SRI, SAI and SGI attack, the attack rate of the retrained model decreases significantly as presented in Table 8. Even though this defense method is effective, the cost of retraining the detection model is significant if the training set is large. Also, for the SRL attack, adversarial samples remain a risk, and we recommend malware detection systems combine multiple

**Table 6:** The Impacts of Dead Instructions(%)

ID	Sematic Nops	Basic GCN			DGCNN		
		SRI	SAI	SGI	SRI	SAI	SGI
0	nop	39.97	39.22	41.34	96.04	81.23	95.67
1	push,pop	2.24	2.36	2.24	62.09	32.59	60.86
2	not,not	0.12	0.12	0	54.19	45.18	50
3	xchg,xchg	0	0	0	9.01	3.08	9.38
4	sub,add	0	0	0	1.23	0.24	1.11

**Table 7:** The classification performance after retraining the model

Model	ACC		Test	FPR	FNR
	Train	Val			
DGCNN	98.71%	93.61%	95.23%	3.41%	6.14%
Basic GCN	98.96%	93.33%	94.70%	4.94%	5.66%

**Table 8:** Defense

Attack	Basic GCN		DGCNN	
	AR(%)	FG(%)	AR(%)	FG(%)
SRI	1.05	0.91	2.02	1.01
SAI	13.24	0.94	16.96	0.94
SGI	0.24	2.94	0.73	1.03
SRL	27.22	1.20	85.74	0.83

detection algorithms to decrease the susceptibility against those attacks.

## 6 RELATED WORK

Adversarial samples are generated by adding imperceptible perturbations to original samples to deceive deep learning algorithms. Attacks can be grouped into three scenarios based on their knowledge: white-box attack, black-box attack, and semi-white (gray) box attack.

In the white-box scenario, attacks have access to the architecture and parameters of the neural networks.

The FGSM attack[17] is a fast method to generate adversarial samples  $x'$  using the following equation:

$$x' = x + \epsilon \text{sgn}(\nabla_x J(\theta, x, l)) \quad (12)$$

where  $x$  is the original input of the neural network, and  $l$  is its corresponding label,  $\epsilon$  is the perturbation threshold,  $\text{sign}(\cdot)$  denotes the sign function,  $J$  is the loss function

Carlini and Wagner [5] proposed gradient-based attacks to generate adversarial samples by calculating one back-propagation step. The perturbations are generated by minimizing the following function:

$$\text{loss}(f(x+r), l) + \epsilon \cdot \|r\|_2 \quad (13)$$

where  $x$  is the original input,  $r$  is the perturbation,  $l$  is the target label, and the parameter  $\epsilon$  is for tuning the  $L_2$ -norm.  $\text{loss}(\cdot)$  is a function to measure the distance between the target label and the output of the neural network with the perturbed input.

In a black-box attack setting, the architecture parameters of the neural network is unavailable to attackers. Attackers only have the query access to generate adversarial samples. Papernot et al. [29] design a substitute neural network to fit the black-box neural network and then generated adversarial examples according to the substitute neural network. This method assumes the attackers can only obtain the label information from the target neural network. Zeroth order optimization based black box attack has a different assumption that the attackers have access to the prediction confidence (score) from the target neural networks[8]. It provides the following function to 'scrape' the gradient information:

$$\frac{\partial F(x)}{\partial x_i} = \frac{F(x + he_i) - F(x - he_i)}{2h} \quad (14)$$

Here  $x_i$  is the  $i$ -th component of a sample  $x$ ,  $e_i$  is the standard basis vector,  $h$  is a small constant to scrape the gradient information from the target neural network  $F(\cdot)$ .

In the grey-box setting, attackers have access to the the structure of the target model. Generative Adversarial Network(GAN) is introduced to generate adversarial examples directly from the generative network[15, 42].

## 6.1 Attacks on Graph based Models

Graph-based data are ubiquitous in many real-world applications, such as social networks, protein analysis, and knowledge graph analysis. Unlike to image data, it is harder to generate adversarial samples on graph-based data for two reasons: 1) the graph structure is discrete so we cannot use infinitesimal small perturbation, and 2) large graphs can not easily be verified visually.

Chen et al.[7] introduced a network embedding attack that uses the gradient information of the adjacency matrix to iteratively add or delete some key links. ZÄijgner et al.[52] first proposed a method *Nettack* to perturb the graph data to perform poisoning attack on GCN model. Dai et al.[13] propose a reinforcement learning based attack method RL-S2V that learns to modify the graph structure by sequentially adding or dropping edges from the graph. Wang et al.[41] developed two algorithms, Greedy and Greedy-GAN, to attack GCN models by adding fake nodes into the original graph. Sun et al.[38] extend the idea of RL-S2V to sequentially add fake nodes, introduce fake links, and modify the labels of fake nodes.

## 6.2 Attacks on Malware Detection

Adversarial malware generation contrasts with previous applications of adversarial sample generation in computer vision because most features in malware detection involve in discrete data, which means the gradients to train the generator are zero almost everywhere. There are two constraints for adversarial malware generation: 1) large-scale manipulations on original features may change the program’s functionality; 2) generated samples should not remove original features[40].

Multiple attacks are introduced to evade deep learning models. Some of them modify original malware, for example, add benign code to malware, to mimic benign program[21–23, 33, 36, 37, 44]. Anderson et al.[4] modify PE header metadata, Section metadata, Import and Export Table metadata, etc. by reinforcement learning to evade static PE machine learning malware models. Other attacks focus on the gradient of the detection model or the substitute model to tweak some features of the target model, e.g. manipulating the file header [3, 16, 18, 30, 34]. The evolutionary computation techniques are used to develop new variants of mobile malware[1].

Although researchers have been developing graph based neural network models for malware detection, no systematic study on whether such models can be attacked. Differently from some of the prior works, e.g. [3, 36], our target models are graph based deep learning models from CFGs. Perhaps most closely related to our work on evading CFG based deep learning model[2]. First, instead of using graph neural networks, they extracted some indicators such as closeness centrality, density, and betweenness centrality, to represent the CFG and constructed a detection model. Because those features are continuous value, they can directly apply methods of

white box attack to generate adversarial samples. However, those generated adversarial samples can not be reverted to CFG and might change the structure, features, and consequently, the programs’ behaviors. The graph embedding and augmentation method they proposed reply on expert experience on modify the CFG and doesn’t consider the guidance of the malware detection.

## 7 CONCLUSION

We proposed a black-box attack to iteratively insert the semantic *Nops* into the original CFG to fool malware detection models while keeping the program functionality intact. The automatically generated samples will not only extend the boundary of the detection model by augmenting training data but also uncover potential blind spots of the models. We verified the attack effectiveness for graph neural networks on malware detection and compared it with other adopted attacks. We analyzed that the impacts of different attack parameters including the effected basic blocks, the number of iterations, the insertion budgets, and the dead instructions. Finally, we presented a defense method against those attacks.

Our work focuses on attacks targeting graph neural networks for malware detection using CFGs as input. We believe the method can be applied to other ML models based on sequential data. For example, prior work studied the effectiveness of instruction sequences and API Call sequences as features for malware detection [33]. By inserting semantic *nops* into the instruction sequences it can potentially mislead the RNN based detection models. Another potential extensions for the SRL attack is to leverage other code obfuscation techniques such as instruction substitution and code transposition as alternative actions.

## REFERENCES

- [1] 2018. Coevolution of Mobile Malware and Anti-Malware. *IEEE Transactions on Information Forensics and Security* 13, 10 (2018), 2563–2574.
- [2] Ahmed Abusnaina, Aminollah Khormali, Hisham Alasmary, Jeman Park, Afsah Anwar, and Aziz Mohaisen. *Adversarial Learning Attacks on Graph-based IoT Malware Detection Systems*. Technical Report.
- [3] Abdullah Al-Dujaili, Alex Huang, Erik Hemberg, and Una May O’Reilly. 2018. Adversarial deep learning for robust detection of binary encoded malware. *Proceedings - 2018 IEEE Symposium on Security and Privacy Workshops, SPW 2018* (2018), 76–82. arXiv:arXiv:1801.02950v3
- [4] Hyrum S Anderson, Anant Kharkar, Bobby Filar, David Evans, and Phil Roth. 2018. Learning to evade static PE machine learning malware models via reinforcement learning. *arXiv preprint arXiv:1801.08917* (2018).
- [5] Nicholas Carlini and David Wagner. 2017. Towards evaluating the robustness of neural networks. In *2017 IEEE Symposium on Security and Privacy (SP)*. IEEE, 39–57.
- [6] Anirban Chakraborty, Manaar Alam, Vishal Dey, Anupam Chattopadhyay, and Debdeep Mukhopadhyay. 2018. Adversarial attacks and defences: A survey. *arXiv preprint arXiv:1810.00069* (2018).
- [7] Jinyin Chen, Yangyang Wu, Xuanheng Xu, Yixian Chen, Haibin Zheng, and Qi Xuan. 2018. Fast Gradient Attack on Network Embedding. (2018). arXiv:physics.soc-ph/1809.02797
- [8] Pin-Yu Chen, Huan Zhang, Yash Sharma, Jinfeng Yi, and Cho-Jui Hsieh. 2017. Zoo: Zeroth order optimization based black-box attacks to deep neural networks without training substitute models. In *Proceedings of the 10th ACM Workshop on Artificial Intelligence and Security*. 15–26.
- [9] Mihai Christodorescu and Somesh Jha. 2004. Testing malware detectors. *ACM SIGSOFT Software Engineering Notes* 29, 4 (2004), 34–44.
- [10] Mihai Christodorescu and Somesh Jha. 2006. *Static analysis of executables to detect malicious patterns*. Technical Report. WISCONSIN UNIV-MADISON DEPT OF COMPUTER SCIENCES.
- [11] Zhihua Cui, Fei Xue, Xingjuan Cai, Yang Cao, Gai Ge Wang, and Jinjun Chen. 2018. Detection of Malicious Code Variants Based on Deep Learning. *IEEE Transactions on Industrial Informatics* 14, 7 (2018), 3187–3196.
- [12] Dahl, George E., Stokes, Jack W., Deng, Li, and Dong Yu. 2013. Large-scale malware classification using random projections and neural networks. *ICASSP, IEEE*

- International Conference on Acoustics, Speech and Signal Processing - Proceedings* (2013), 3422–3426.
- [13] Hanjun Dai, Hui Li, Tian Tian, Xin Huang, Lin Wang, Jun Zhu, and Le Song. 2018. Adversarial Attack on Graph Structured Data. (2018). arXiv:cs.LG/1806.02371
- [14] Leonardo De La Rosa, Sean Kilgallon, Tristan Vanderbruggen, and John Cavazos. 2018. Efficient Characterization and Classification of Malware Using Deep Learning. *Proceedings - Resilience Week 2018, RWS 2018* (2018), 77–83.
- [15] Debayan Deb, Jianbang Zhang, and Anil K. Jain. 2019. AdvFaces: Adversarial Face Synthesis. (2019). arXiv:cs.CV/1908.05008
- [16] Luca Demetrio, Battista Biggio, Giovanni Lagorio, Fabio Roli, and Alessandro Armando. 2019. Explaining vulnerabilities of deep learning to adversarial malware binaries. *arXiv preprint arXiv:1901.03583* (2019).
- [17] Ian J Goodfellow, Jonathon Shlens, and Christian Szegedy. 2014. Explaining and harnessing adversarial examples. *arXiv preprint arXiv:1412.6572* (2014).
- [18] Weiwei Hu and Ying Tan. 2017. Black-Box Attacks against RNN based Malware Detection Algorithms. (2017), 245–251. arXiv:1705.08131 <http://arxiv.org/abs/1705.08131>
- [19] Kyriakos K. Ispoglou. 2016. malWASH: Washing malware to evade dynamic analysis. *Usenix Woot* (2016), 106–117. <http://dl.acm.org/citation.cfm?id=3027029>
- [20] Thomas N Kipf and Max Welling. 2016. Semi-supervised classification with graph convolutional networks. *arXiv preprint arXiv:1609.02907* (2016).
- [21] Bojan Kolosnjaji, Ambra Demontis, Battista Biggio, Davide Maiorca, Giorgio Giacinto, Claudia Eckert, and Fabio Roli. 2018. Adversarial malware binaries: Evading deep learning for malware detection in executables. In *2018 26th European Signal Processing Conference (EUSIPCO)*. IEEE, 533–537.
- [22] Felix Kreuk, Assi Barak, Shir Aviv, Moran Baruch, Benny Pinkas, and Joseph Keshet. *Deceiving End-to-End Deep Learning Malware Detectors using Adversarial Examples*. Technical Report. arXiv:1802.04528v3
- [23] Pavel Laskov et al. 2014. Practical evasion of a learning-based classifier: A case study. In *2014 IEEE Symposium on Security and Privacy*. IEEE, 197–211.
- [24] Aravind Machiry, Yanick Fratantonio, Nilo Redini, Yung Ryn Choe, Giovanni Vigna, Eric Gustafson, and Christopher Kruegel. 2018. Using loops for malware classification resilient to feature-unaware perturbations. In *ACM International Conference Proceeding Series*. Association for Computing Machinery, 112–123.
- [25] Niall McLaughlin, Jesus Martinez Del Rincon, Boo Joong Kang, Suleiman Yerima, Paul Miller, Sakir Sezer, Yeganeh Safaei, Erik Tricket, Ziming Zhao, Adam Doupe, and Gail Joon Ahn. 2017. Deep android malware detection. *CODASPY 2017 - Proceedings of the 7th ACM Conference on Data and Application Security and Privacy* (2017), 301–308.
- [26] Carey Nachenberg. 1997. Computer virus-antivirus coevolution. *Commun. ACM* 40, 1 (1997), 46–51.
- [27] Robin Nix and Jian Zhang. 2017. Classification of Android apps and malware using deep neural networks. *Proceedings of the International Joint Conference on Neural Networks 2017-May* (2017), 1871–1878.
- [28] Nicolas Papernot, Patrick McDaniel, Ian Goodfellow, Somesh Jha, Z Berkay Celik, and Ananthram Swami. 2016. Practical Black-Box Attacks against Machine Learning. (2016). arXiv:cs.CR/1602.02697
- [29] Nicolas Papernot, Patrick McDaniel, Ian Goodfellow, Somesh Jha, Z Berkay Celik, and Ananthram Swami. 2017. Practical black-box attacks against machine learning. In *Proceedings of the 2017 ACM on Asia conference on computer and communications security*. ACM, 506–519.
- [30] Daniel Park, Haidar Khan, and Bülent Yener. *Generation & Evaluation of Adversarial Examples for Malware Obfuscation*. Technical Report. arXiv:1904.04802v3
- [31] Anh Viet Phan, Minh Le Nguyen, and Lam Thu Bui. *Convolutional Neural Networks over Control Flow Graphs for Software Defect Prediction*. Technical Report. arXiv:1802.04986v1 <http://msquaredtechnologies.com/m2rsm/>
- [32] Edward Raff, Jon Barker, Jared Sylvester, Robert Brandon, Bryan Catanzaro, and Charles Nicholas. 2017. Malware Detection by Eating a Whole EXE. (2017), 268–276. arXiv:1710.09435 <http://arxiv.org/abs/1710.09435>
- [33] Ishai Rosenberg, Asaf Shabtai, Yuval Elovici, and Lior Rokach. 2018. Query-Efficient Black-Box Attack Against Sequence-Based Malware Classifiers. (2018). arXiv:cs.CR/1804.08778
- [34] Ishai Rosenberg, Asaf Shabtai, Lior Rokach, and Yuval Elovici. 2018. Generic black-box end-to-end attack against state of the art API call based malware classifiers. In *Lecture Notes in Computer Science (including subseries Lecture Notes in Artificial Intelligence and Lecture Notes in Bioinformatics)*.
- [35] Mahmood Sharif, Sruti Bhagavatula, Lujo Bauer, and Michael K Reiter. 2016. Accessorize to a crime: Real and stealthy attacks on state-of-the-art face recognition. In *Proceedings of the 2016 ACM SIGSAC conference on computer and communications security*. 1528–1540.
- [36] Mahmood Sharif, Keane Lucas, Lujo Bauer, Michael K Reiter, and Saurabh Shintre. *Optimization-Guided Binary Diversification to Misdlead Neural Networks for Malware Detection*. Technical Report. arXiv:1912.09064v1
- [37] Octavian Suciuc, Scott E Coull, and Jeffrey Johns. *Exploring Adversarial Examples in Malware Detection*. Technical Report. arXiv:1810.08280v3
- [38] Yiwei Sun, Suhang Wang, Xianfeng Tang, Tsung-Yu Hsieh, and Vasant Honavar. 2019. Node injection attacks on graphs via reinforcement learning. *arXiv preprint arXiv:1909.06543* (2019).
- [39] TobiYama, Shun, Yamaguchi, Yukiko, Shimada, Hajime, Tomonori Ikuse, and Takeshi Yagi. 2016. Malware Detection with Deep Neural Network Using Process Behavior. *Proceedings - International Computer Software and Applications Conference 2* (2016), 577–582.
- [40] Qinglong Wang, Wenbo Guo, Kaixuan Zhang, Alexander G. Ororbia, Xinyu Xing, Xue Liu, and C. Lee Giles. 2017. Adversary resistant deep neural networks with an application to malware detection. *Proceedings of the ACM SIGKDD International Conference on Knowledge Discovery and Data Mining Part F1296* (2017), 1145–1153.
- [41] Xiaoyun Wang, Minyao Cheng, Joe Eaton, Cho-Jui Hsieh, and Felix Wu. 2018. Attack Graph Convolutional Networks by Adding Fake Nodes. (2018). arXiv:cs.LG/1810.10751
- [42] Chaowei Xiao, Bo Li, Jun-Yan Zhu, Warren He, Mingyan Liu, and Dawn Song. 2018. Generating adversarial examples with adversarial networks. *arXiv preprint arXiv:1801.02610* (2018).
- [43] Lifan Xu, Dongping Zhang, Nuwan Jayasena, and John Cavazos. 2016. Hadm: Hybrid analysis for detection of malware. In *Proceedings of SAI Intelligent Systems Conference*. Springer, 702–724.
- [44] Weilin Xu, Yanjun Qi, and David Evans. 2016. Automatically evading classifiers. In *Proceedings of the 2016 network and distributed systems symposium*, Vol. 10.
- [45] Jiaqi Yan, Guanhua Yan, and Dong Jin. 2019. Classifying Malware Represented as Control Flow Graphs using Deep Graph Convolutional Neural Network. In *2019 49th Annual IEEE/IFIP International Conference on Dependable Systems and Networks (DSN)*. IEEE, 52–63.
- [46] Jiaqi Yan, Guanhua Yan, and Dong Jin. 2019. Classifying Malware Represented as Control Flow Graphs using Deep Graph Convolutional Neural Network. In *2019 49th Annual IEEE/IFIP International Conference on Dependable Systems and Networks (DSN)*. IEEE, 52–63.
- [47] Ilun You and Kangbin Yim. 2010. Malware obfuscation techniques: A brief survey. In *2010 International conference on broadband, wireless computing, communication and applications*. IEEE, 297–300.
- [48] Xuejing Yuan, Yuxuan Chen, Yue Zhao, Yunhui Long, Xiaokang Liu, Kai Chen, Shengzhi Zhang, Heqing Huang, Xiaofeng Wang, and Carl A. Gunter. 2018. CommanderSong: A Systematic Approach for Practical Adversarial Voice Recognition. (2018). arXiv:1801.08535 <http://arxiv.org/abs/1801.08535>
- [49] Jiliang Zhang, Wuqiao Chen, and Yuqi Niu. 2019. DeepCheck: A Non-intrusive Control-flow Integrity Checking based on Deep Learning. (may 2019). arXiv:1905.01858 <http://arxiv.org/abs/1905.01858>
- [50] Muhan Zhang, Zhicheng Cui, Marion Neumann, and Yixin Chen. 2018. An end-to-end deep learning architecture for graph classification. In *Thirty-Second AAAI Conference on Artificial Intelligence*.
- [51] Pengtao Zhang and Ying Tan. 2013. Class-wise information gain. In *2013 IEEE Third International Conference on Information Science and Technology (ICIST)*. IEEE, 972–978.
- [52] Daniel Zügner, Amir Akbarnejad, and Stephan Günnemann. 2018. Adversarial attacks on neural networks for graph data. In *Proceedings of the 24th ACM SIGKDD International Conference on Knowledge Discovery & Data Mining*. 2847–2856.

## A APPENDIX

---

### Algorithm 2: Semantics-preserving Random Insertion Attack against Malware Detection

---

**Input:**  $\mathbb{C}(\cdot)$ ,  $G = \langle V, E \rangle$ ,  $\tilde{y}$ ,  $NopsList$ ,  $topk$ ,  $niters$ ,  $\Delta$

**Output:**  $\tilde{G} = \langle \tilde{V}, E \rangle$

$i \leftarrow 0$ ;

$\tilde{G} \leftarrow G$ ;

**while**  $\text{argmax}(\mathbb{C}(\tilde{G})) \neq \tilde{y}$  **and**  $i < niters$  **do**

$node\_mask \leftarrow \text{RandomBasicBlock}(\tilde{V}, topk)$ ;

$X \leftarrow \text{RandomInstruction}(NopsList)$ ;

$\tilde{V} \leftarrow V * node\_mask + (V + X) * node\_mask$ ;

$G' \leftarrow \langle \tilde{V}, E \rangle$ ;

**if**  $\text{Diff}(G', G) \leq \Delta$  **then**

$\tilde{G} \leftarrow G'$ ;

**end**

$i \leftarrow i + 1$

**end**

---

---

**Algorithm 3:** Semantics-preserving Gradient based Insertion attack against malware detection

---

**Input:**  $\mathbb{C}(\cdot)$ ,  $G = \langle V, E \rangle$ ,  $y$ ,  $\tilde{y}$ ,  $NopsList$ ,  $niters$ ,  $\Delta$ ,  $N$ ,  $K$

**Output:**  $\tilde{G} = \langle \tilde{V}, E \rangle$

$i \leftarrow 0$ ;

$\tilde{G} \leftarrow G$ ;

**while**  $\text{argmax}(\mathbb{C}(\tilde{G})) \neq \tilde{y}$  and  $i < niters$  **do**

$g \leftarrow \text{sgn}(\frac{\partial J_{\mathbb{C}}(G, y)}{\partial V})$ ;

**for**  $i \leftarrow 1$  to  $N$  **do**

**for**  $j \leftarrow 1$  to  $K$  **do**

$d_j \leftarrow \|g_i - NopsList_j\|_p$ ;

**end**

$X_i \leftarrow NopsList_{\text{argmin}(d_j)}$ ;

**end**

$\tilde{V} \leftarrow V + X$ ;

$G' \leftarrow \langle \tilde{V}, E \rangle$ ;

**if**  $\text{Diff}(G', G) \leq \Delta$  **then**

$\tilde{G} \leftarrow G'$ ;

**end**

$i \leftarrow i + 1$

**end**

---