

An Improved Multi-access Coded Caching with Uncoded Placement

Shanuja Sasi and B. Sundar Rajan
 Dept. of Electrical Communication Engineering,
 Indian Institute of Science, Bengaluru
 E-mail: shanuja@iisc.ac.in, bsrajan@iisc.ac.in

Abstract—We consider a variant of the well known coded caching problem, referred as multi-access coded caching problem, where each user has access to z neighboring caches in a cyclic wrap-around way. We present a placement and delivery scheme for this problem, under the restriction of uncoded placement. Our work is a generalization of one of the cases considered in “Multi-access coded caching : gains beyond cache-redundancy” by B. Serbetci, E. Parrinello and P. Elia. To be precise, when our scheme is specialized to $z = \frac{K-1}{K\gamma}$, for any $K\gamma$, where K is the number of users and γ is the normalized cache size, we show that our result coincides with their result. We show that for the cases considered in this work, our scheme outperforms the scheme proposed in “Rate-memory trade-off for multi-access coded caching with uncoded placement” by K. S. Reddy and N. Karamchandani, except for some special cases considered in that paper. We also show that for $z = K - 1$, our scheme achieves the optimal transmission rate.

I. INTRODUCTION

The proliferation of users and their demand for high data rate content lead to a drastic increase in the high traffic volume during peak periods. In the seminal paper [1], Maddah-Ali and Niesen proposed a coded caching scheme to relieve the traffic burden during peak hours by utilizing the cache memories available at the user ends. The proposed scheme tackles the under utilization of resources during off-peak hours in the placement phase by filling the cache memories during the off-peak period so as to avail multicasting opportunities, when the demands are revealed by the users, during the delivery phase. The setup consists of a central server having access to a database comprising of a set of N files of equal size and a set of K users where each user has a normalized cache size $\gamma = \frac{M}{N}$, where M is the memory size of each cache in the units of files. Each user reveals their demand, which is assumed to be a single file among the files held by the server, during the peak hours. Then, the server transmits coded symbols to all the users over an error-free link such that each user can retrieve the demanded file from the local cache content and the transmitted symbols. The overall objective is to design the placement as well as the delivery phases with minimum transmission rate such that the user demands are satisfied. A lot of research has been done and quite a bit of variants of this problem have been studied during the past few years [2]–[9] where it is assumed that each user has their own dedicated cache.

However in several scenarios such as in cellular networks users can have access to multiple caches when their coverage

areas overlap. Considering this possibility, recently a couple of studies [10]–[13] have been done where each user has access to some z neighboring caches in a cyclic wrap around fashion referred to as multi-access coded caching problem. Each cache is also connected to z users. In [11], the authors have proposed a scheme for uncoded cache placement, by mapping of the coded caching problem to the index coding problem. A lower bound on the optimal transmission rate for multi-access coded caching with $z \geq \frac{K}{2}$ over all uncoded placement policies was also provided in [11]. Additionally, the exact transmission rate-memory trade-off was established for a few special cases, i.e., when $z = K - 1$, $z = K - 2$, $z = K - 3$ with K even and $z = K - \frac{K}{g} + 1$ for some positive integer g .

For the multi-access coded caching problem, in [12] the authors have proposed a novel coded caching scheme that achieves a coding gain that exceeds $K\gamma$. Two special cases are considered in [12], one is when $K\gamma = 2$ and the other is when $z = \frac{K-1}{K\gamma}$, for any $K\gamma$. For both the cases, the proposed scheme can serve, on the average, more than $K\gamma$ users at a time. For the second special case, i.e., when $z = \frac{K-1}{K\gamma}$, it was proved that the achieved gain is optimal under uncoded cache placement.

Notations: The finite field with q elements is denoted by \mathbb{F}_q . The notation $[n]$ represents the set $\{1, 2, \dots, n\}$, $[a, b]$ represents the set $\{a, a + 1, \dots, b\}$ and $[a \bmod K, b \bmod K]$ represents the set $\{a \bmod K, (a + 1) \bmod K, \dots, b \bmod K\}$. The bit wise exclusive OR (XOR) operation is denoted by \oplus . The notation $\lfloor x \rfloor$ denotes the largest integer smaller than or equal to x and $\lceil x \rceil$ denotes the smallest integer greater than or equal to x . The notation $a|b$ implies a divides b and $a \nmid b$ implies a does not divide b , for some integers a and b .

A. Background and Preliminaries

In this section, we formally define the multi-access coded caching problem considered in this work. The system model [10], [11], as illustrated in Fig. 1, consists of a network comprising of a central server storing N files, $W^0, W^1, W^2, \dots, W^{N-1}$, each of size 1 unit, K users, U_0, U_1, \dots, U_{K-1} , and K caches, C_0, C_1, \dots, C_{K-1} , such that

- each user is connected to z neighboring caches in a cyclic wrap-around fashion, and has access to the data stored in those caches, i.e., each user $U_\alpha, \alpha \in \{0, 1, \dots, K - 1\}$,

has access to all the caches in the set \mathcal{C}_α , where $\mathcal{C}_\alpha = \{C_{j \bmod K} : j \in \{\alpha, \alpha+1, \dots, \alpha+z-1\}\}$.

- each cache has a memory size of $M = N\gamma$ files, where $\gamma \in \{\frac{k}{K}, k = 1, 2, \dots, K\}$ is the normalized cache size,
- each user demands one among the N files, and
- all the K users are connected via an error-free shared link to the server.

The system works in two phases- a placement phase, and a delivery phase. In the placement phase the caches are filled with the content of the files from the servers' database prior to the users' requests. In the delivery phase, each user U_α demands a file from the database. The index of the file demanded by the user U_α is denoted by $d(\alpha)$. We denote $\mathbf{d} = (d(0), d(1), \dots, d(K-1))$ as the demand vector. When the demands are revealed by each user, the server transmits coded symbols depending upon the demand vector and cache content at each user. With the help of the server transmissions and the accessible cache content, each user U_α decodes the desired file $W^{d(\alpha)}$. The multi-access coded caching problem is to develop placement and delivery schemes so as to minimize the transmission rate.

B. Previous Results

The multi-access coded caching problem was introduced in [10] where the authors have proposed a coloring based achievable scheme. A new transmission rate \mathcal{R}_{RK} was derived for multi-access coded caching problem with any $z > 1$ in [11] which is better than that in [10].

$$\mathcal{R}_{RK}(\gamma) = \begin{cases} K(1-z\gamma)^2, & \forall \gamma \in \{0, \frac{1}{K}, \frac{2}{K}, \dots, \lfloor \frac{K}{z} \rfloor \frac{1}{K}\} \\ 0, & \text{for } \gamma = \lceil \frac{K}{z} \rceil \frac{1}{K} \end{cases}$$

The lower convex envelope of the above mentioned points is also achievable through memory sharing. A lower bound on the optimal transmission rate-memory trade-off for any multi-access coded caching problem under the restriction of uncoded placement with $z \geq \frac{K}{2}$ was derived in [11]. The authors have also considered some special cases for $z \geq \frac{K}{2}$, namely when $z = K-1, z = K-2, z = K-3$ when K is even, and $z = K - \frac{K}{g} + 1$ for some positive integer g , for which an achievable scheme was provided separately, which achieves the optimal transmission rate.

In [12], the authors have considered two special cases, one is when $K\gamma = 2$, and the other is when $z = \frac{K-1}{K\gamma}$ for any $K\gamma$. For $K\gamma = 2$, a new scheme was proposed under certain conditions, which is better than the previous results. For the other special case considered in [12], i.e., when $z = \frac{K-1}{K\gamma}$ for any $K\gamma$, it was proved that the achieved transmission rate $\frac{1}{K}$ is optimal under uncoded cache placement.

C. Our Contributions

The contributions of this paper are summarized as follows.

- We provide an achievable scheme for multi-access coded caching problem with each cache having a normalized capacity of γ , where $\gamma \in \{\frac{k}{K} : \gcd(k, K) = 1, k \in [1, K]\}$, under the restriction of uncoded placement.
- Our work is a generalization of one of the cases considered in [12]. To be precise, when our scheme is

specialized to $z = \frac{K-1}{K\gamma}$, for any $K\gamma$, we show that our result coincides with that in Theorem 2 in [12].

- For the special cases, $z \geq \frac{K}{2}$, when $z = K-2, z = K-3$ when K is even, and $z = K - \frac{K}{g} + 1$ for some positive integer g , the scheme proposed in [11], performs better than ours. The authors have provided separate optimal schemes for those special cases. For all other cases considered in our work, we show that our scheme outperforms the scheme proposed in [11]. We also show that for $z = K-1$, our scheme achieves the optimal transmission rate as in [11].
- In [13] the authors have used a *novel transformation* approach to multi-access caching schemes. It is proved that the rate achieved by this approach is less than the rate achieved using our scheme when $z \leq (1 - \frac{2}{k}) \frac{K}{k}$. We prove that our scheme performs better than the scheme proposed in [13] when $z \geq (1 - \frac{1}{k}) \frac{K}{k}$.

The paper is organized as follows. Section II provides the main result of this paper, i.e., Theorem 1 presents the achievable transmission rate. We compare our result with the previous works in the same section. Our proposed scheme is described in Section III which achieves the transmission rate presented in Theorem 1. Section IV concludes our paper. Proof of correctness of the delivery scheme is given in Appendix A.

II. MAIN RESULT

We discuss our main result stated as Theorem 1 in this section.

Theorem 1. Consider a multi-access coded caching scenario with N files, and K users, each having access to z neighboring caches in a cyclic wrap-around way, with each cache having a normalized capacity of γ , where $\gamma \in \{\frac{k}{K} : \gcd(k, K) = 1, k \in [1, K]\}$. The following transmission rate $\mathcal{R}_{new}(\gamma)$ is achievable, for $z \in [2, \lceil \frac{K}{k} \rceil - 1]$.

- If $(K - kz) = 1$, then $\mathcal{R}_{new}(\gamma) = \frac{1}{K}$.
- If $(K - kz)$ is even, then $\mathcal{R}_{new}(\gamma) = 2 \sum_{r=\frac{K-kz}{2}+1}^{K-kz} \frac{1}{1+\lceil \frac{kz}{r} \rceil}$.
- If $(K - kz) > 1$ is odd, then $\mathcal{R}_{new}(\gamma) = \frac{1}{(\lceil \frac{2kz}{K-kz+1} \rceil + 1)} + \sum_{r=\frac{K-kz+3}{2}}^{K-kz} \frac{2}{1+\lceil \frac{kz}{r} \rceil}$.

Note that if $z \geq \lceil \frac{K}{k} \rceil$, then all the users can access all the sub-files of each file and the transmission rate is zero. So, in Theorem 1, we consider only the cases where the transmission rate is non-zero. The placement scheme and the delivery algorithm achieving the rate claimed in Theorem 1 is given in Section III.

A. Comparison of our scheme with the scheme in [11]

Theorem 1 is illustrated in Fig. 2 for $K = 25$ and it is compared with the scheme proposed in [11]. In Fig. 2, transmission rate vs γ plot is obtained for each $z \in [2, \lceil \frac{1}{\gamma} \rceil - 1]$, as γ varies from $\frac{1}{25}$ to 1. It can be observed from the plot that our scheme performs better than that in [11] except for $z = K-2$. For $z = K-2 = 23$ ($\frac{z}{K} = \frac{23}{25}$), the scheme in [11]

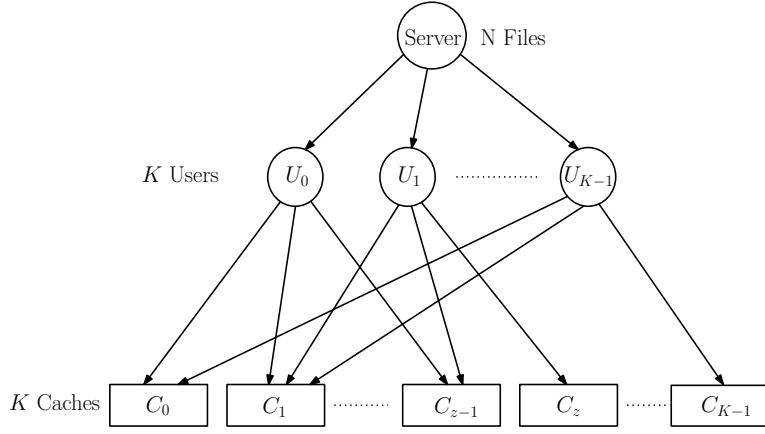


Fig. 1: Multi-access Coded Caching Network [10], [11] consisting of a central server, K users, and K caches where each user is connected to z neighboring caches.

outperforms ours, since the case of $z = K - 2$ was considered separately in [11] and an optimal scheme for that particular case was provided in [11]. For each z , the gap between the two curves is large for smaller γ . As γ increases, the gap reduces and both the curves coincide eventually.

Now, we examine the case when $k = 1$. A plot for $K = 11$ and $\gamma = \frac{1}{11}$ is shown in Fig. 3(a). In this plot, it can be seen that our scheme is better than the scheme in [11] except for one point in Fig. 3(a). The gap between the transmission rate of our scheme and that in [11] is more for smaller z . As z increases, the gap reduces and gradually both the curves coincide. The only point where the scheme in [11] is better than ours is when $z = K - 2 = 9$ in Fig. 3(a). Like it was discussed before, this is since the case of $z = K - 2$ was considered separately in [11] and an optimal scheme for that particular case was provided in [11].

In general, for all the points mentioned in Theorem 1, our scheme outperforms the scheme proposed in [11] except for some special cases discussed in [11] which achieves the optimal transmission rate. This is shown in Theorem 2. And also, when $z = K - 1$, our scheme achieves the optimal transmission rate which coincides with the result in [11]. This particular case is discussed in Corollary 1.

Theorem 2. For any $\gamma \in \{\frac{k}{K} : \gcd(k, K) = 1, k \in [1, K]\}$, we have $\mathcal{R}_{new}(\gamma) \leq \mathcal{R}_{RK}(\gamma)$.

Proof. For any γ , we have $\mathcal{R}_{RK}(\gamma) = K \left(1 - \frac{zk}{K}\right)^2 = \frac{(K-kz)^2}{K}$.

Case (i): When $K - kz = 1$, we have $\mathcal{R}_{RK}(\gamma) = \frac{(K-kz)^2}{K} = \frac{1}{K} = \mathcal{R}_{new}(\gamma)$.

Case (ii): When $K - kz$ is even, for any $i \in \{1, 2, \dots, \frac{K-kz}{2}\}$, we have

$$\begin{aligned} \frac{kz}{K-kz} &\leq \frac{kz}{\frac{K-kz}{2} + i} \leq \left\lceil \frac{kz}{\frac{K-kz}{2} + i} \right\rceil \\ &\Rightarrow 1 + \frac{kz}{K-kz} \leq 1 + \left\lceil \frac{kz}{\frac{K-kz}{2} + i} \right\rceil. \end{aligned}$$

For any $r \in [\frac{K-kz}{2} + 1, K - kz]$,

$$\begin{aligned} \frac{K}{K-kz} &\leq 1 + \left\lceil \frac{kz}{r} \right\rceil \\ &\Rightarrow \frac{K-kz}{K} \geq \frac{1}{1 + \left\lceil \frac{kz}{r} \right\rceil} \\ &\Rightarrow \sum_{r=\frac{K-kz}{2}+1}^{K-kz} \frac{K-kz}{K} \geq \sum_{r=\frac{K-kz}{2}+1}^{K-kz} \frac{1}{1 + \left\lceil \frac{kz}{r} \right\rceil} \\ &\Rightarrow \left(\frac{K-kz}{2}\right) \left(\frac{K-kz}{K}\right) \geq \sum_{r=\frac{K-kz}{2}+1}^{K-kz} \frac{1}{1 + \left\lceil \frac{kz}{r} \right\rceil} \\ &\Rightarrow \frac{(K-kz)^2}{K} \geq 2 \sum_{r=\frac{K-kz}{2}+1}^{K-kz} \frac{1}{1 + \left\lceil \frac{kz}{r} \right\rceil} \end{aligned}$$

Hence, if $K - kz$ is even, then $\mathcal{R}_{new}(\gamma) \leq \mathcal{R}_{RK}(\gamma)$.

Case (iii): When $K - kz > 1$ is odd, for any $i \in \{1, 2, \dots, \frac{K-kz+1}{2}\}$, we have

$$\begin{aligned} \frac{kz}{K-kz} &\leq \frac{kz}{\frac{K-kz-1}{2} + i} \leq \left\lceil \frac{kz}{\frac{K-kz-1}{2} + i} \right\rceil \\ &\Rightarrow 1 + \frac{kz}{K-kz} \leq 1 + \left\lceil \frac{kz}{\frac{K-kz-1}{2} + i} \right\rceil \\ &\Rightarrow \frac{K}{K-kz} \leq 1 + \left\lceil \frac{kz}{\frac{K-kz-1}{2} + i} \right\rceil. \end{aligned}$$

For any $r \in [\frac{K-kz+1}{2}, K - kz]$, we have

$$\frac{K}{K-kz} \leq 1 + \left\lceil \frac{kz}{r} \right\rceil \Rightarrow \frac{K-kz}{K} \geq \frac{1}{1 + \left\lceil \frac{kz}{r} \right\rceil}. \quad (1)$$

Taking sum over all $r \in$

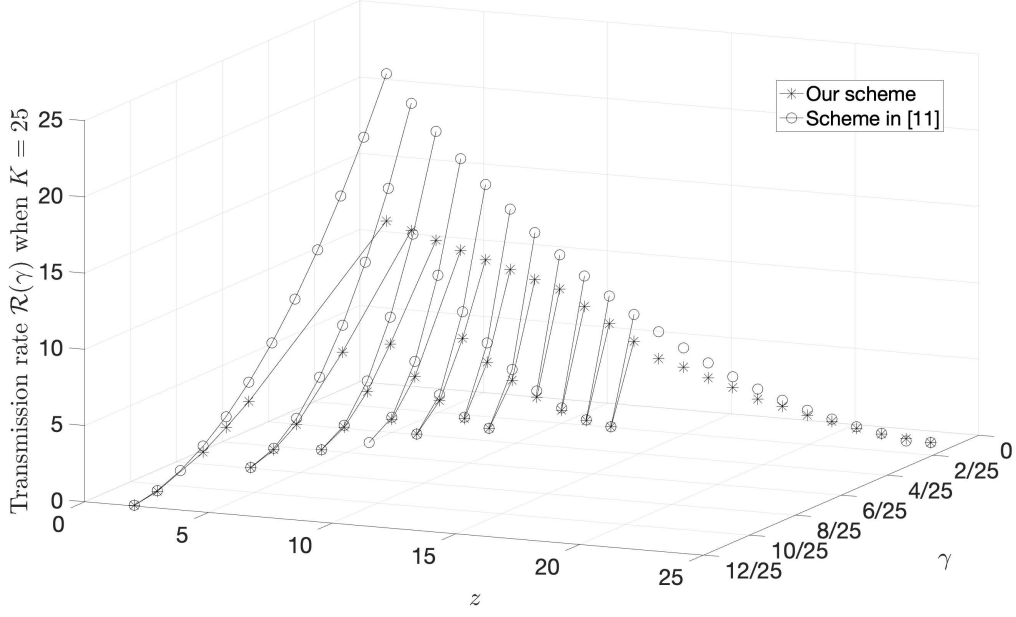
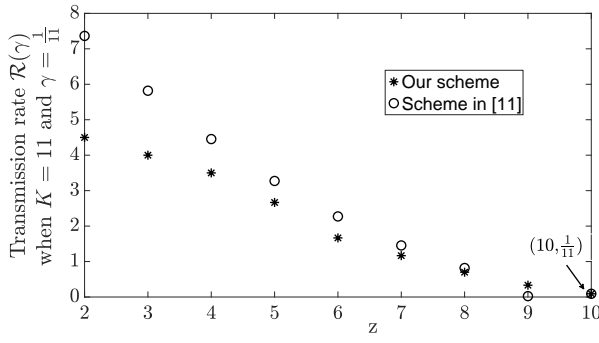
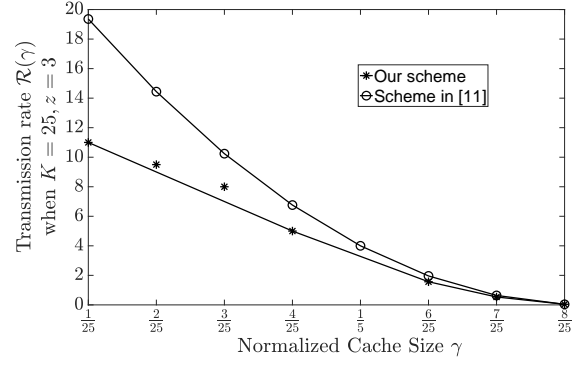


Fig. 2: Transmission rate vs γ vs z plot when $K = 25$, as in Theorem 1.



(a) Transmission rate vs z when $k = 1$, for $K = 11$ as in Theorem 1.



(b) Transmission rate vs γ plot when $K = 25$ and $z = 3$ for all the points mentioned in Theorem 1.

Fig. 3: Transmission rate vs z plot and transmission rate vs γ plot as in Theorem 1.

$\{\frac{K-kz+1}{2} + 1, \frac{K-kz+1}{2} + 2, \dots, K - kz\}$, we get

$$\sum_{r=\frac{K-kz+1}{2}+1}^{K-kz} \frac{K-kz}{K} \geq \sum_{r=\frac{K-kz+1}{2}+1}^{K-kz} \frac{1}{1 + \lceil \frac{kz}{r} \rceil} \quad (2)$$

$$\Rightarrow \left(\frac{K-kz-1}{2} \right) \left(\frac{K-kz}{K} \right) \geq \sum_{r=\frac{K-kz+1}{2}+1}^{K-kz} \frac{1}{1 + \lceil \frac{kz}{r} \rceil} \quad (3)$$

$$\Rightarrow \frac{(K-kz-1)(K-kz)}{K} \geq 2 \sum_{r=\frac{K-kz+1}{2}+1}^{K-kz} \frac{1}{1 + \lceil \frac{kz}{r} \rceil}. \quad (4)$$

get

$$\frac{K-kz}{K} \geq \frac{1}{1 + \lceil \frac{k}{\frac{K-kz+1}{2}} \rceil}. \quad (5)$$

Summing up the inequalities (4) and (5), we get,

$$\frac{K-kz}{K} + \frac{(K-kz-1)(K-kz)}{K} \geq \frac{1}{1 + \lceil \frac{kz}{\frac{K-kz+1}{2}} \rceil} + 2 \sum_{r=\frac{K-kz+1}{2}+1}^{K-kz} \frac{1}{1 + \lceil \frac{kz}{r} \rceil}.$$

Now considering the inequality (1) when $r = \frac{K-kz+1}{2}$, we

Hence,

$$\frac{(K - kz)^2}{K} \geq \frac{1}{1 + \left\lceil \frac{kz}{K - kz + 1} \right\rceil} + 2 \sum_{r=\frac{K - kz + 1}{2} + 1}^{K - z} \frac{1}{1 + \left\lceil \frac{z}{r} \right\rceil}$$

$$\Rightarrow \mathcal{R}_{RK}(\gamma) \geq \mathcal{R}_{new}(\gamma).$$

□

Corollary 1. For $z = K - 1$, we have $\mathcal{R}^*(\gamma) = \mathcal{R}_{new}(\gamma)$, where $\mathcal{R}^*(\gamma)$ is the optimal rate of dedicated-cache coded caching setting where each cache has an augmented size equal to $z\gamma$.

Proof. If $kz > K - 1$, then the transmission rate is zero, since each user can access all the sub-files of all the files. If $k \geq 2$, then $kz = 2(K - 1) > K - 1$ and hence the transmission rate is zero. When $k = 1$, we have $K - kz = 1$ and hence $\mathcal{R}_{new}(\gamma) = \frac{1}{K} = \mathcal{R}^*(\gamma)$. □

B. Comparison of our scheme with the scheme in [12]

In Fig. 3(a), one specific point $(K - 1, \frac{1}{K})$ is marked which corresponds to one of the cases discussed in [12], where $z = \frac{K - 1}{k}$. Considering this case, in Fig. 3(a), since $k = 1$, we have $z = K - 1$, for which a scheme was proposed in [12] which achieves the optimal transmission rate $\frac{1}{K}$. The transmission rate obtained from our scheme coincides with that. In general, when our scheme is specialized to $z = \frac{K - 1}{k}$, for any k , our result coincides with that of Theorem 2 in [12]. This is because $\mathcal{R}_{new}(\gamma) = \frac{1}{K}$, as $K - kz = K - (K - 1) = 1$. Hence, $\mathcal{R}^*(\gamma) = \mathcal{R}_{new}(\gamma) = \frac{1}{K}$.

C. Comparison of our scheme with the scheme in [13]

After the initial submission of this manuscript the paper [13] appeared in which the authors have used a *novel transformation* approach to multi-access caching schemes. The coding gain achieved using the novel transformation approach is $K\gamma + 1$ with a sub-packetization level of $K^{\left(\frac{K - K\gamma(L - 1)}{K\gamma}\right)}$. It is proved in [13] that the rate achieved in [13] is less than the rate achieved using our scheme when $z \leq (1 - \frac{2}{k})\frac{K}{k}$. We prove that our scheme performs better than the scheme proposed in [13] when $z \geq (1 - \frac{1}{k})\frac{K}{k}$ as follows:

If $(K - kz)$ is even, then the rate achieved using our scheme is

$$\mathcal{R}_{new}(\gamma) = 2 \sum_{r=\frac{K - kz}{2} + 1}^{K - kz} \frac{1}{1 + \left\lceil \frac{kz}{r} \right\rceil}$$

$$\leq 2 \left(\frac{K - kz}{2} \right) \frac{1}{1 + \left\lceil \frac{kz}{K - kz} \right\rceil}$$

$$\leq \frac{K - kz}{1 + \left\lceil \frac{kz}{K - kz} \right\rceil}.$$

Similarly, if $(K - kz)$ is odd, then the rate achieved using our scheme is

$$\mathcal{R}_{new}(\gamma) = \frac{1}{\left(\left\lceil \frac{2kz}{K - kz + 1} \right\rceil + 1 \right)} + \sum_{r=\frac{K - kz + 3}{2}}^{K - kz} \frac{2}{1 + \left\lceil \frac{kz}{r} \right\rceil}$$

$$\leq \frac{1}{\left(\left\lceil \frac{2kz}{K - kz + 1} \right\rceil + 1 \right)} + 2 \left(\frac{K - kz - 1}{2} \right) \frac{1}{1 + \left\lceil \frac{kz}{K - kz} \right\rceil}$$

$$\leq \frac{1}{\left(\left\lceil \frac{kz}{K - kz} \right\rceil + 1 \right)} + (K - kz - 1) \frac{1}{1 + \left\lceil \frac{kz}{K - kz} \right\rceil}$$

$$\leq \frac{K - kz}{1 + \left\lceil \frac{kz}{K - kz} \right\rceil}.$$

Therefore, we have, $\frac{\mathcal{R}_{new}(\gamma)}{\mathcal{R}_{NT}(\gamma)} \leq \left(\frac{K - kz}{1 + \left\lceil \frac{kz}{K - kz} \right\rceil} \right) \left(\frac{k + 1}{K - kz} \right) \leq \frac{k + 1}{1 + \left\lceil \frac{kz}{K - kz} \right\rceil}$. Hence, $\mathcal{R}_{new}(\gamma) \leq \mathcal{R}_{NT}(\gamma)$, if

$$\frac{k + 1}{1 + \left\lceil \frac{kz}{K - kz} \right\rceil} \leq 1$$

$$\Rightarrow k + 1 \leq 1 + \left\lceil \frac{kz}{K - kz} \right\rceil$$

$$\Rightarrow k \leq \left\lceil \frac{kz}{K - kz} \right\rceil$$

$$\Rightarrow k \leq \frac{kz}{K - kz} + 1$$

$$\Rightarrow k \leq \frac{K}{K - kz}$$

$$\Rightarrow K - kz \leq \frac{K}{k}$$

$$\Rightarrow K - \frac{K}{k} \leq kz$$

$$\Rightarrow z \geq \frac{K}{k} \left(1 - \frac{1}{k} \right).$$

III. PLACEMENT AND DELIVERY SCHEME

In this section we present our placement and delivery scheme to prove Theorem 1.

A. Placement Scheme

In the placement phase, we split each file $W^n, n \in \{0, 1, \dots, N - 1\}$, into K disjoint sub-files $W_{\alpha}^n, \alpha \in \{0, 1, \dots, K - 1\}$. Let M_{α} represent the content stored in the cache $C_{\alpha}, \alpha \in \{0, 1, \dots, K - 1\}$. Each cache C_{α} is filled as follows: $M_{\alpha} = \{W_{(k\alpha + j) \bmod K}^n : j \in \{0, 1, \dots, k - 1\}, n \in \{0, 1, \dots, N - 1\}\}$. Each cache stores k sub-files from all the files, where each sub-file is of size $\frac{1}{K}$. Hence, $M = \frac{kN}{K} = N\gamma$, thus meeting our memory constraint.

In this phase, the sub-files of each file are placed in such a way that we first create a list of size kK by repeating the sequence $\{0, 1, \dots, K - 1\}$, k times, i.e., $\{0, 1, \dots, K - 1, 0, 1, \dots, K - 1, 0, 1, 2, \dots, K - 1, \dots\}$. Then we fill the caches by taking k items sequentially from the list, where each item on the list corresponds to the index of the sub-file. So, the first cache is filled with the first k items, the second

cache with the next k items and so on. We put a restriction on the value of k (that $\gcd(k, K) = 1$) to make sure that if we take any two caches, they do not store the same k sub-files. This is since we use this property in our delivery algorithm.

Each user can access z neighboring caches and each cache stores k consecutive sub-files of each file. We take only the case when $z < \lceil \frac{K}{k} \rceil$. This is because, if $z \geq \lceil \frac{K}{k} \rceil$, then the user has access to all the sub-files of each of the files. Hence, for the case under consideration, each user has access to kz consecutive sub-files of each file since the content in any consecutive z caches are disjoint from one another if $z < \lceil \frac{K}{k} \rceil$. That is, for each user $U_\alpha, \alpha \in [0, K-1]$, the accessible cache content is $\{W_{(k\alpha+i) \bmod K}^n : i \in [0, kz-1], n \in [0, N-1]\}$.

B. Delivery Scheme

Each user's demand, of one file among the N files from the central server, is revealed after the placement phase. Once the demand vector \mathbf{d} is known, Algorithm 1 provides the transmissions done by the server when $\gamma \in \{\frac{k}{K} : \gcd(k, K) = 1, k \in [1, K]\}$.

The parts of the file $W^{d(\alpha)}$ available with the user U_α are kz consecutive sub-files, i.e., $\{W_{(k\alpha+i) \bmod K}^{d(\alpha)} : i \in [0, kz-1]\}$. Hence, the user U_α should be able to decode all the remaining $K-kz$ sub-files, i.e., $\{W_{(k\alpha+kz+i) \bmod K}^{d(\alpha)} : i \in [0, K-kz-1]\}$ from the transmissions done using Algorithm 1.

The coded symbols are obtained in $\lceil \frac{K-kz}{2} \rceil$ iterations using Algorithm 1. With each iteration, r takes values from $\lceil \frac{K-kz}{2} \rceil + 1$ to $K-kz$ (as in line 2 of Algorithm 1). So, the value of p ranges from $\lceil \frac{kz}{\lceil \frac{K-kz}{2} \rceil + 1} \rceil + 1$ to $\lceil \frac{kz}{K-kz} \rceil + 1$. That is, during iteration i , the value of p is chosen as $\lceil \frac{kz}{\lceil \frac{K-kz}{2} \rceil + i} \rceil + 1$. Hence, p is a non-increasing function of i . For a given k and z , if $kz < \frac{K}{2}$, then $\lceil \frac{kz}{\lceil \frac{K-kz}{2} \rceil + i} \rceil = 1$, for each $i \in [1, \lceil \frac{K-kz}{2} \rceil]$. Hence, the value of p is always 2 for each of the iterations. If $kz \geq \frac{K}{2}$, the maximum value p can take is when kz is maximum, i.e., $kz = K-1$. When $kz = K-1$, the value that p takes during iteration i is $\lceil \frac{K-1}{i} \rceil + 1$. So, when $kz = K-1$, the maximum value that p takes is K (when $i = 1$). Hence, the value of p ranges from 2 to K .

In line 3 of Algorithm 1, we define two functions $\pi_{i,1}(\alpha)$ and $\pi_{i,2}(\alpha)$. We have $\{k\alpha \bmod K : \alpha \in [0, K-1]\} = \{0, 1, \dots, K-1\}$, since we assume that $\gcd(k, K) = 1$. Hence $\{(k\alpha-r) \bmod K : \alpha \in [0, K-1]\} = \{0, 1, \dots, K-1\}$. Similarly, for the same reason, we have $\{(k\alpha+kz+r-1) \bmod K : \alpha \in [0, K-1]\} = \{0, 1, \dots, K-1\}$. Therefore, we have two one-to-one and onto functions $\pi_{i,1}(\alpha) = (k\alpha-r) \bmod K$ and $\pi_{i,2}(\alpha) = (k\alpha+kz+r-1) \bmod K$, on $[0, K-1]$.

Now we look into the transmission rate involved in this scheme. If $K-kz$ is even, from Algorithm 1, for each $r \in \{\frac{K-kz}{2} + 1, \frac{K-kz}{2} + 2, \dots, K-kz\}$, the amount of transmission done by the server is $\frac{2K}{p}(\frac{1}{K}) = \frac{2}{1+\lceil \frac{kz}{r} \rceil}$ files, accounting for a total transmission rate of $\mathcal{R}_{new}(\gamma) = 2 \sum_{r=\frac{K-kz}{2}+1}^{K-kz} \frac{1}{1+\lceil \frac{kz}{r} \rceil}$. Similarly considering the case when

$K-kz > 1$ and is odd, from Algorithm 1, for each $r \in \{\frac{K-kz+1}{2} + 1, \dots, K-kz\}$, the amount of transmission done by the server is $\frac{2K}{p}(\frac{1}{K}) = \frac{2}{1+\lceil \frac{kz}{r} \rceil}$ files. If $r = \frac{K-kz+1}{2}$, the amount of transmission done by the server is $\frac{K}{p}(\frac{1}{K}) = \frac{1}{1+\lceil \frac{kz}{r} \rceil}$ files. Hence the overall transmission rate is $\mathcal{R}_{new}(\gamma) = 2 \left(\frac{1}{2(\lceil \frac{2kz}{K-kz+1} \rceil + 1)} + \sum_{r=\frac{K-kz+3}{2}}^{K-kz} \frac{1}{1+\lceil \frac{kz}{r} \rceil} \right)$. If $K-kz = 1$, the amount of transmission done by the server is $\frac{K}{p}(\frac{1}{K}) = \frac{1}{1+\lceil \frac{kz}{t} \rceil} = \frac{1}{1+\lceil \frac{2(kz)}{K-kz+1} \rceil} = \frac{1}{1+(K-1)} = \frac{1}{K}$ files. Hence the transmission rate is $\mathcal{R}_{new}(\gamma) = \frac{1}{K}$. The detailed proof of the delivery scheme, i.e., the proof of decoding using Algorithm 1 is given in Appendix A.

Now, we illustrate the idea of our proposed placement and delivery schemes using the following examples.

Example 1. Let $N = K = 5, k = 1$ and $z = 2$. The server stores 5 files: $\{W^0, W^1, W^2, W^3, W^4\}$, and each file $W^n, n \in \{0, 1, 2, 3, 4\}$, is divided into 5 sub-files: $\{W_0^n, W_1^n, W_2^n, W_3^n, W_4^n\}$. Each cache $C_\alpha, \alpha \in \{0, 1, 2, 3, 4\}$, is filled with one sub-file W_α^n of each file $W^n, n \in \{0, 1, 2, 3, 4\}$, and each user $U_\alpha, \alpha \in \{0, 1, 2, 3, 4\}$, has access to all the caches in $\mathcal{C}_\alpha = \{C_\alpha, C_{(\alpha+1) \bmod 5}\}$. Let the demand vector be $\mathbf{d} = (d(0), d(1), d(2), d(3), d(4))$. The parts of the file $W^{d(\alpha)}$ available with the user U_α are 2 consecutive sub-files, i.e., $\{W_{\alpha \bmod 5}^{d(\alpha)}, W_{(\alpha+1) \bmod 5}^{d(\alpha)}\}$. Hence, the user U_α should be able to decode all the remaining 3 sub-files $\{W_{(\alpha+2) \bmod 5}^{d(\alpha)}, W_{(\alpha+3) \bmod 5}^{d(\alpha)}, W_{(\alpha+4) \bmod 5}^{d(\alpha)}\}$.

The coded symbols are transmitted in two iterations. In the first iteration, each user U_α retrieves the sub-file $W_{(\alpha+3) \bmod 5}^{d(\alpha)}$ by using the transmissions done in the first iteration, while in the second iteration, each user U_α retrieves the sub-files $W_{(\alpha+2) \bmod 5}^{d(\alpha)}$ and $W_{(\alpha+4) \bmod 5}^{d(\alpha)}$ by using the transmissions done in the second iteration.

In the first iteration, each sub-file $W_{(\alpha+3) \bmod 5}^{d(\alpha)}, \forall \alpha \in [0, 4]$, is split into 2 blocks: $\{W_{(\alpha+3) \bmod 5, 0}^{d(\alpha)}, W_{(\alpha+3) \bmod 5, 1}^{d(\alpha)}\}$. We obtain five coded symbols, $T_0^1, T_1^1, T_2^1, T_3^1, T_4^1$, in the first iteration. Each coded symbol, $T_j^1, j \in [0, 4]$, obtained at this iteration, has XOR of blocks of 2 sub-files where the 2 sub-files are taken at an interval of 2 in a cyclic wrap around way, as illustrated in Table 1. In this table, the columns represent the indices of sub-files and the rows represent the coded symbols. An empty cell means the sub-file (of any file) corresponding to its column is not present in the coded symbol corresponding to its row. An ordered pair $(l, d(n))$ present in any cell, say the cell corresponding to the row of T_j^1 and to the column h , for some $j, h \in [0, 4]$, implies that $W_{h,l}^{d(n)}$ is present in the coded symbol T_j^1 , i.e., l represents the block and $d(n)$ represents the file index demanded by the user U_n . The 0th block of the first sub-file (indicated by red color) and the 1st block of the second sub-file (indicated by blue color) are taken for each coded symbol, as in Table 1. The following coded symbols are

Algorithm 1: Delivery scheme for multi-access coded caching if $\gamma \in \{\frac{k}{K} : \gcd(k, K) = 1, k \in [1, K]\}$.

```

1 for iteration  $i = 1, 2, \dots, \lceil \frac{K-kz}{2} \rceil$  do
2   Let  $r = \lfloor \frac{K-kz}{2} \rfloor + i$  and  $p = \lceil \frac{kz}{r} \rceil + 1$ .
3   Define two one-to-one and onto functions, on  $[0, K-1]$ :
      $\pi_{i,1}(\alpha) = (k\alpha - \lfloor \frac{K-kz}{2} \rfloor - i) \bmod K = (k\alpha - r) \bmod K$  and
      $\pi_{i,2}(\alpha) = (k\alpha + kz + \lfloor \frac{K-kz}{2} \rfloor + i - 1) \bmod K = (k\alpha + kz + r - 1) \bmod K$ .
4   if  $(K - kz)$  is odd and  $i = 1$  then
5     Split each sub-file in  $\left\{ W_{\alpha}^{d(\pi_{i,1}^{-1}(\alpha))} : \alpha \in [0, K-1] \right\}$  into  $p$  blocks:
        $\left\{ W_{\alpha,l}^{d(\pi_{i,1}^{-1}(\alpha))} : \alpha \in [0, K-1], l \in [0, p-1] \right\}$ .
6     for each  $j \in \{0, 1, \dots, K-1\}$  do
7       Transmit one coded symbol  $T_j^i = \bigoplus_{m=0}^{p-1} W_{(mr+j) \bmod K, m}^{d(\pi_{i,1}^{-1}((mr+j) \bmod K))}$ 
8     end
9   else
10    if  $p$  is even then
11      Split each sub-file in  $\left\{ W_{\alpha}^{d(\pi_{i,1}^{-1}(\alpha))}, W_{\alpha}^{d(\pi_{i,2}^{-1}(\alpha))} : \alpha \in [0, K-1] \right\}$  into  $\frac{p}{2}$  blocks:
         $\left\{ W_{\alpha,l}^{d(\pi_{i,1}^{-1}(\alpha))}, W_{\alpha,l}^{d(\pi_{i,2}^{-1}(\alpha))} : \alpha \in [0, K-1], l \in [0, \frac{p}{2}-1] \right\}$ .
12      for each  $j \in \{0, 1, \dots, K-1\}$  do
13        Transmit one coded symbol  $T_j^i$ :
          
$$T_j^i = \bigoplus_{m=0}^{\frac{p}{2}-1} \left( W_{(mr+j) \bmod K, m}^{d(\pi_{i,1}^{-1}((mr+j) \bmod K))} \oplus W_{((m+\frac{p}{2})r+j) \bmod K, m}^{d(\pi_{i,2}^{-1}(((m+\frac{p}{2})r+j) \bmod K))} \right)$$

14      end
15    else
16      Split each sub-file in  $\left\{ W_{\alpha}^{d(\pi_{i,1}^{-1}(\alpha))}, W_{\alpha}^{d(\pi_{i,2}^{-1}(\alpha))} : \alpha \in [0, K-1] \right\}$  into  $p$  blocks:
         $\left\{ W_{\alpha,l}^{d(\pi_{i,1}^{-1}(\alpha))}, W_{\alpha,l}^{d(\pi_{i,2}^{-1}(\alpha))} : \alpha \in [0, K-1], l \in [0, p-1] \right\}$ .
17      for each  $j \in \{0, 1, \dots, K-1\}$  do
18        Transmit two coded symbols:
          
$$T_{j,1}^i = \left( \bigoplus_{m=0}^{\frac{p-3}{2}} W_{(mr+j) \bmod K, m}^{d(\pi_{i,1}^{-1}((mr+j) \bmod K))} \right) \oplus \left( \bigoplus_{m=\frac{p-1}{2}}^{p-1} W_{(mr+j) \bmod K, m-\frac{p-1}{2}}^{d(\pi_{i,2}^{-1}((mr+j) \bmod K))} \right)$$

          
$$T_{j,2}^i = \left( \bigoplus_{m=0}^{\frac{p-1}{2}} W_{(mr+j) \bmod K, \frac{p-1}{2}+m}^{d(\pi_{i,1}^{-1}((mr+j) \bmod K))} \right) \oplus \left( \bigoplus_{m=\frac{p+1}{2}}^{p-1} W_{(mr+j) \bmod K, m}^{d(\pi_{i,2}^{-1}((mr+j) \bmod K))} \right)$$

19      end
20    end
21  end
22 end

```

	W_0^n	W_1^n	W_2^n	W_3^n	W_4^n
T_0^1	(0, $d(2)$)		(1, $d(4)$)		
T_1^1		(0, $d(3)$)		(1, $d(0)$)	
T_2^1			(0, $d(4)$)		(1, $d(1)$)
T_3^1	(1, $d(2)$)			(0, $d(0)$)	
T_4^1		(1, $d(3)$)			(0, $d(1)$)

TABLE I: Table that illustrates the sub-files included in the coded symbols obtained in the first iteration in Example 1.

	W_0^n	W_1^n	W_2^n	W_3^n	W_4^n
T_0^2	(0, $d(3)$)			(0, $d(4)$)	
T_1^2		(0, $d(4)$)			(0, $d(0)$)
T_2^2	(0, $d(1)$)		(0, $d(0)$)		
T_3^2		(0, $d(2)$)		(0, $d(1)$)	
T_4^2			(0, $d(3)$)		(0, $d(2)$)

TABLE II: Table that illustrates the sub-files included in the coded symbols obtained in the second iteration in Example 1.

transmitted at this iteration:

$$\begin{aligned}
T_0^1 &= W_{0,0}^{d(2)} \oplus W_{2,1}^{d(4)}, & T_1^1 &= W_{1,0}^{d(3)} \oplus W_{3,1}^{d(0)}, \\
T_2^1 &= W_{2,0}^{d(4)} \oplus W_{4,1}^{d(1)}, & T_3^1 &= W_{3,0}^{d(0)} \oplus W_{0,1}^{d(2)}, \\
T_4^1 &= W_{4,0}^{d(1)} \oplus W_{1,1}^{d(3)}.
\end{aligned}$$

Next, in the second iteration, each of the sub-files in $\{W_{(\alpha+2) \bmod 5}^{d(\alpha)}, W_{(\alpha+4) \bmod 5}^{d(\alpha)} : \alpha \in [0, 4]\}$ is split into 1 block: $\{W_{(\alpha+2) \bmod 5,0}^{d(\alpha)}, W_{(\alpha+4) \bmod 5,0}^{d(\alpha)} : \alpha \in [0, 4]\}$ which is basically the sub-file itself. Here, each coded symbol $T_j^2, j \in [0, 4]$, consists of 2 sub-files taken at an interval of 3 in a cyclic wrap around way, as illustrated in Table II. In this table also, like in the previous iteration, an ordered pair $(l, d(n))$ present in any cell, say the cell corresponding to the row of T_j^2 and to the column h , for some $j, h \in [0, 4]$, implies that $W_{h,l}^{d(n)}$ is present in the coded symbol T_j^2 , i.e., the columns represent the indices of sub-files, the rows represent the coded symbols, l represents the block and $d(n)$ represents the file index demanded by the user U_n . The following coded symbols are transmitted at the second iteration:

$$\begin{aligned}
T_0^2 &= W_{0,0}^{d(3)} \oplus W_{3,0}^{d(4)}, & T_1^2 &= W_{1,0}^{d(4)} \oplus W_{4,0}^{d(0)}, \\
T_2^2 &= W_{2,0}^{d(0)} \oplus W_{0,0}^{d(1)}, & T_3^2 &= W_{3,0}^{d(1)} \oplus W_{1,0}^{d(2)}, \\
T_4^2 &= W_{4,0}^{d(2)} \oplus W_{2,0}^{d(3)}.
\end{aligned}$$

Now, each user U_α needs to recover the demanded file $W^{d(\alpha)}$. Let us first consider the user U_0 . The user U_0 retrieves $W_{3,0}^{d(0)}$ from T_3^1 since $W_{0,1}^{d(2)}$ is available at its cache while it retrieves $W_{3,1}^{d(0)}$ from T_1^1 . The sub-file $W_2^{d(0)} - W_{2,0}^{d(0)}$ is recovered from T_2^2 whereas the sub-file $W_4^{d(0)} - W_{4,0}^{d(0)}$ is recovered from T_1^1 . The user U_0 has decoded the file $W^{d(0)}$ since it has retrieved all the sub-files corresponding to the file $W^{d(0)}$. Similarly all other users can decode their demanded file. In this particular example, the transmission rate achieved using our scheme is $\mathcal{R}_{\text{new}}(\frac{1}{5}) = 1.5$ while the rate achieved in [11] is $\mathcal{R}_{\text{RK}}(\frac{1}{5}) = 1.8$.

Example 2. Let $N = K = 8, k = 1$ and $z = 4$. The server stores 8 files: $\{W^0, W^1, \dots, W^7\}$ and each file $W^n, n \in [0, 7]$, is divided into 8 sub-files: $\{W_0^n, W_1^n, \dots, W_7^n\}$. Each cache $C_\alpha, \alpha \in [0, 7]$, is filled with one sub-file W_α^n of each file $W^n, n \in [0, 7]$ and each user $U_\alpha, \alpha \in [0, 7]$, has access to all the caches in $\mathcal{C}_\alpha = \{C_\alpha, C_{(\alpha+1) \bmod 8}, C_{(\alpha+2) \bmod 8}, C_{(\alpha+3) \bmod 8}\}$. Let the demand vector be $\mathbf{d} = (d(0), d(1), d(2), d(3), d(4), d(5), d(6), d(7))$. The parts of the file $W^{d(\alpha)}$ available with the user U_α are 4 consecutive sub-files, i.e., $\{W_{\alpha \bmod 8}^{d(\alpha)}, W_{(\alpha+1) \bmod 8}^{d(\alpha)}, W_{(\alpha+2) \bmod 8}^{d(\alpha)}, W_{(\alpha+3) \bmod 8}^{d(\alpha)}\}$. Hence, the user U_α should be able to decode all the remaining 4 sub-files, i.e., $\{W_{(\alpha+4) \bmod 8}^{d(\alpha)}, W_{(\alpha+5) \bmod 8}^{d(\alpha)}, W_{(\alpha+6) \bmod 8}^{d(\alpha)}, W_{(\alpha+7) \bmod 8}^{d(\alpha)}\}$.

The coded symbols are transmitted in two iterations. In the first iteration, each user U_α retrieves the sub-files $W_{(\alpha+5) \bmod 8}^{d(\alpha)}$ and $W_{(\alpha+6) \bmod 8}^{d(\alpha)}$ by using the transmissions done at the first iteration while in the second iteration, each user U_α retrieves the sub-files $W_{(\alpha+4) \bmod 8}^{d(\alpha)}$ and $W_{(\alpha+7) \bmod 8}^{d(\alpha)}$ by using the transmissions done at the second iteration.

In the first iteration, each of the sub-files in $\{W_{(\alpha+5) \bmod 8}^{d(\alpha)}, W_{(\alpha+6) \bmod 8}^{d(\alpha)} : \alpha \in [0, 7]\}$ is split into 3 blocks: $\{W_{(\alpha+5) \bmod 8, l}^{d(\alpha)}, W_{(\alpha+6) \bmod 8, l}^{d(\alpha)} : \alpha \in [0, 7], l \in [0, 2]\}$. Here, each coded symbol consists of 3 sub-files taken at an interval of 3 in a cyclic wrap around way, as illustrated in Tables III and IV. In both the tables, the columns represent the indices of sub-files and the rows represent the coded symbols. An ordered pair $(l, d(n))$ present in any cell, say the cell corresponding to the row of $T_{j,i}^1$ and to the column h , for some $j, h \in [0, 7], i \in \{1, 2\}$, implies that $W_{h,l}^{d(n)}$ is present in the coded symbol $T_{j,i}^1$. The 0th block of the first and the second sub-files and the 1st block of the third sub-file are taken in each coded symbol $T_{j,1}^1$ as in Table III while in each coded symbol $T_{j,2}^1$, the 1st block of the first sub-file, the 2nd block of the second and the third sub-files are taken as in Table IV. The following coded symbols are transmitted at

	W_0^n	W_1^n	W_2^n	W_3^n	W_4^n	W_5^n	W_6^n	W_7^n
$T_{0,1}^1$	(0, d(3))			(0, d(5))			(1, d(0))	
$T_{1,1}^1$		(0, d(4))			(0, d(6))			(1, d(1))
$T_{2,1}^1$	(1, d(2))		(0, d(5))			(0, d(7))		
$T_{3,1}^1$		(1, d(3))		(0, d(6))			(0, d(0))	
$T_{4,1}^1$			(1, d(4))		(0, d(7))			(0, d(1))
$T_{5,1}^1$	(0, d(2))			(1, d(5))		(0, d(0))		
$T_{6,1}^1$		(0, d(3))			(1, d(6))		(0, d(1))	
$T_{7,1}^1$			(0, d(4))			(1, d(7))		(0, d(2))

TABLE III: Table that illustrates the sub-files included in the coded symbols $T_{j,1}^1, j \in [0, 7]$, obtained in the first iteration in Example 2.

	W_0^n	W_1^n	W_2^n	W_3^n	W_4^n	W_5^n	W_6^n	W_7^n
$T_{0,2}^1$	(1, d(3))			(2, d(6))			(2, d(0))	
$T_{1,2}^1$		(1, d(4))			(2, d(7))			(2, d(1))
$T_{2,2}^1$	(2, d(2))		(1, d(5))			(2, d(0))		
$T_{3,2}^1$		(2, d(3))		(1, d(6))			(2, d(1))	
$T_{4,2}^1$			(2, d(4))		(1, d(7))			(2, d(2))
$T_{5,2}^1$	(2, d(3))			(2, d(5))		(1, d(0))		
$T_{6,2}^1$		(2, d(4))			(2, d(6))		(1, d(1))	
$T_{7,2}^1$			(2, d(5))			(2, d(7))		(1, d(2))

TABLE IV: Table that illustrates the sub-files included in the coded symbols $T_{j,2}^1, j \in [0, 7]$, obtained in the first iteration in Example 2.

	W_0^n	W_1^n	W_2^n	W_3^n	W_4^n	W_5^n	W_6^n	W_7^n
T_0^2	(0, d(4))				(0, d(5))			
T_1^2		(0, d(5))				(0, d(6))		
T_2^2			(0, d(6))				(0, d(7))	
T_3^2				(0, d(7))				(0, d(0))
T_4^2	(0, d(1))				(0, d(1))			
T_5^2		(0, d(2))				(0, d(2))		
T_6^2			(0, d(3))				(0, d(3))	
T_7^2				(0, d(4))				(0, d(4))

TABLE V: Table that illustrates the sub-files included in the coded symbols $T_j^2, j \in [0, 7]$ obtained in the second iteration in Example 2.

the first iteration:

$$\begin{aligned}
T_{0,1}^1 &= W_{0,0}^{d(3)} \oplus W_{3,0}^{d(5)} \oplus W_{6,1}^{d(0)} & T_{0,2}^1 &= W_{0,1}^{d(3)} \oplus W_{3,2}^{d(6)} \oplus W_{6,2}^{d(0)} \\
T_{1,1}^1 &= W_{1,0}^{d(4)} \oplus W_{4,0}^{d(6)} \oplus W_{7,1}^{d(1)} & T_{1,2}^1 &= W_{1,1}^{d(4)} \oplus W_{4,2}^{d(7)} \oplus W_{7,2}^{d(1)} \\
T_{2,1}^1 &= W_{2,0}^{d(5)} \oplus W_{5,0}^{d(7)} \oplus W_{0,1}^{d(2)} & T_{2,2}^1 &= W_{2,1}^{d(5)} \oplus W_{5,2}^{d(0)} \oplus W_{0,2}^{d(2)} \\
T_{3,1}^1 &= W_{3,0}^{d(6)} \oplus W_{6,0}^{d(0)} \oplus W_{1,1}^{d(3)} & T_{3,2}^1 &= W_{3,1}^{d(6)} \oplus W_{6,2}^{d(1)} \oplus W_{1,2}^{d(3)} \\
T_{4,1}^1 &= W_{4,0}^{d(7)} \oplus W_{7,0}^{d(1)} \oplus W_{2,1}^{d(4)} & T_{4,2}^1 &= W_{4,1}^{d(7)} \oplus W_{7,2}^{d(2)} \oplus W_{2,2}^{d(4)} \\
T_{5,1}^1 &= W_{5,0}^{d(0)} \oplus W_{0,0}^{d(2)} \oplus W_{3,1}^{d(5)} & T_{5,2}^1 &= W_{5,1}^{d(0)} \oplus W_{0,2}^{d(3)} \oplus W_{3,2}^{d(5)} \\
T_{6,1}^1 &= W_{6,0}^{d(1)} \oplus W_{1,0}^{d(3)} \oplus W_{4,1}^{d(6)} & T_{6,2}^1 &= W_{6,1}^{d(1)} \oplus W_{1,2}^{d(4)} \oplus W_{4,2}^{d(6)} \\
T_{7,1}^1 &= W_{7,0}^{d(2)} \oplus W_{2,0}^{d(4)} \oplus W_{5,1}^{d(7)} & T_{7,2}^1 &= W_{7,1}^{d(2)} \oplus W_{2,2}^{d(5)} \oplus W_{5,2}^{d(7)}
\end{aligned}$$

In the second iteration, each of the sub-files in $\{W_{(\alpha+4) \bmod 8}^{d(\alpha)}, W_{(\alpha+7) \bmod 8}^{d(\alpha)} : \alpha \in [0, 7]\}$ is split into 1 block: $\{W_{(\alpha+4) \bmod 8,0}^{d(\alpha)}, W_{(\alpha+7) \bmod 8,0}^{d(\alpha)} : \alpha \in [0, 7]\}$, which is basically the sub-file itself. Here, each coded symbol consists

of 2 sub-files taken at an interval of 4 in a cyclic wrap around way as illustrated in Table V. In this table also, like in the previous iteration, an ordered pair $(l, d(n))$ present in any cell, say the cell corresponding to the row of T_j^2 and to the column h , for some $j, h \in [0, 4]$, implies that $W_{h,l}^{d(n)}$ is present in the coded symbol T_j^2 , i.e., the columns represent the indices of sub-files, the rows represent the coded symbols, l represents the block and $d(n)$ represents the file index demanded by the user U_n . The following coded symbols are transmitted during the second iteration:

$$\begin{aligned}
T_0^2 &= W_{0,0}^{d(4)} \oplus W_{4,0}^{d(5)}, & T_1^2 &= W_{1,0}^{d(5)} \oplus W_{5,0}^{d(6)}, \\
T_2^2 &= W_{2,0}^{d(6)} \oplus W_{6,0}^{d(7)}, & T_3^2 &= W_{3,0}^{d(7)} \oplus W_{7,0}^{d(0)}, \\
T_4^2 &= W_{4,0}^{d(0)} \oplus W_{0,0}^{d(1)}, & T_5^2 &= W_{5,0}^{d(1)} \oplus W_{1,0}^{d(2)}, \\
T_6^2 &= W_{6,0}^{d(2)} \oplus W_{2,0}^{d(3)}, & T_7^2 &= W_{7,0}^{d(3)} \oplus W_{3,0}^{d(4)}.
\end{aligned}$$

Now, each user U_α needs to recover the demanded file $W^{d(\alpha)}$

from the above transmissions. Let us first consider the user U_0 . The user U_0 retrieves $W_{5,0}^{d(0)}$ from $T_{5,1}^1$ while it retrieves $W_{5,1}^{d(0)}$ and $W_{5,2}^{d(0)}$ from $T_{5,2}^1$ and $T_{2,2}^1$ respectively. Similarly, the user U_0 retrieves $W_{6,0}^{d(0)}$, $W_{6,1}^{d(0)}$ and $W_{6,2}^{d(0)}$ from $T_{3,1}^1$, $T_{0,1}^1$ and $T_{0,2}^1$ respectively. The sub-file $W_4^{d(0)}$ - $W_{4,0}^{d(0)}$ is recovered from T_4^2 whereas the sub-file $W_7^{d(0)}$ - $W_{7,0}^{d(0)}$ is recovered from T_3^2 . The user U_0 has decoded the file $W^{d(0)}$ since it has retrieved all the sub-files corresponding to the file $W^{d(0)}$. Similarly all other users can decode their demanded file. In this example, the transmission rate achieved using our scheme is $\mathcal{R}_{\text{new}}(\frac{1}{8}) = \frac{5}{3}$ while $\mathcal{R}_{RK}(\frac{1}{8}) = 2$ in [11].

Example 3. Let us take an example when $k = 3$. Let $N = K = 10, k = 3$ and $z = 2$. The server stores 10 files: $\{W^0, W^1, \dots, W^9\}$ and each file $W^n, n \in [0, 9]$, is divided into 10 sub-files: $\{W_0^n, W_1^n, \dots, W_9^n\}$. Each cache $C_\alpha, \alpha \in [0, 9]$, is filled as $M_\alpha = \{W_{(3\alpha+j) \bmod K}^n : j \in [0, 2], n \in [0, 9]\}$, i.e.,

$$\begin{aligned} M_0 &= \{W_0^n, W_1^n, W_2^n : n \in [0, 9]\} \\ M_1 &= \{W_3^n, W_4^n, W_5^n : n \in [0, 9]\} \\ M_2 &= \{W_6^n, W_7^n, W_8^n : n \in [0, 9]\} \\ M_3 &= \{W_9^n, W_0^n, W_1^n : n \in [0, 9]\} \\ M_4 &= \{W_2^n, W_3^n, W_4^n : n \in [0, 9]\} \\ M_5 &= \{W_5^n, W_6^n, W_7^n : n \in [0, 9]\} \\ M_6 &= \{W_8^n, W_9^n, W_0^n : n \in [0, 9]\} \\ M_7 &= \{W_1^n, W_2^n, W_3^n : n \in [0, 9]\} \\ M_8 &= \{W_4^n, W_5^n, W_6^n : n \in [0, 9]\} \\ M_9 &= \{W_7^n, W_8^n, W_9^n : n \in [0, 9]\} \end{aligned}$$

Each user $U_\alpha, \alpha \in [0, 8]$, has access to all the caches in $C_\alpha = \{C_\alpha, C_{(\alpha+1) \bmod 10}\}$. Let the demand vector be $\mathbf{d} = (d(0), d(1), d(2), d(3), d(4), d(5), d(6), d(7), d(8), d(9))$. The parts of the file $W^{d(\alpha)}$ available with the user U_α are 6 consecutive sub-files, i.e., $\{W_{(3\alpha) \bmod 10}^{d(\alpha)}, W_{(3\alpha+1) \bmod 10}^{d(\alpha)}, \dots, W_{(3\alpha+5) \bmod 10}^{d(\alpha)}\}$. Hence, the user U_α should be able to decode all the remaining 4 sub-files, i.e.,

$$\{W_{(3\alpha+6) \bmod 10}^{d(\alpha)}, W_{(3\alpha+7) \bmod 10}^{d(\alpha)}, W_{(3\alpha+8) \bmod 10}^{d(\alpha)}, W_{(3\alpha+9) \bmod 10}^{d(\alpha)}\}.$$

The coded symbols are transmitted in two iterations. In the first iteration, each user U_α retrieves the sub-files $W_{(3\alpha+7) \bmod 10}^{d(\alpha)}$ and $W_{(3\alpha+8) \bmod 10}^{d(\alpha)}$ by using the transmissions done at the first iteration while in the second iteration, each user U_α retrieves the sub-files $W_{(3\alpha+6) \bmod 10}^{d(\alpha)}$ and $W_{(3\alpha+9) \bmod 10}^{d(\alpha)}$ by using the transmissions done at the second iteration.

In the first iteration, each of the sub-files in $\{W_{(3\alpha+7) \bmod 10}^{d(\alpha)}, W_{(3\alpha+8) \bmod 10}^{d(\alpha)} : \alpha \in [0, 9]\}$ is split into 3 blocks: $\{W_{(3\alpha+7) \bmod 10, l}^{d(\alpha)}, W_{(3\alpha+8) \bmod 10, l}^{d(\alpha)} : \alpha \in [0, 9], l \in [0, 2]\}$. Here, each coded symbol is XOR of blocks of 3 sub-files taken at an interval of 3 in a cyclic wrap around way. The 0^{th} block of the first and the second sub-files and the 1^{st} block of the third sub-file are taken in each coded symbol $T_{j,1}^1$ while in each coded symbol $T_{j,2}^1$, the 1^{st} block of the first sub-file, the 2^{nd} block of the second and the third sub-files are taken. The following coded symbols are

transmitted during the first iteration:

$$\begin{aligned} T_{0,1}^1 &= W_{0,0}^{d(1)} \oplus W_{3,0}^{d(5)} \oplus W_{6,1}^{d(6)}, & T_{0,2}^1 &= W_{0,1}^{d(1)} \oplus W_{3,2}^{d(2)} \oplus W_{6,2}^{d(6)}, \\ T_{1,1}^1 &= W_{1,0}^{d(8)} \oplus W_{4,0}^{d(2)} \oplus W_{7,1}^{d(3)}, & T_{1,2}^1 &= W_{1,1}^{d(8)} \oplus W_{4,2}^{d(9)} \oplus W_{7,2}^{d(3)}, \\ T_{2,1}^1 &= W_{2,0}^{d(5)} \oplus W_{5,0}^{d(9)} \oplus W_{8,1}^{d(0)}, & T_{2,2}^1 &= W_{2,1}^{d(5)} \oplus W_{5,2}^{d(6)} \oplus W_{8,2}^{d(0)}, \\ T_{3,1}^1 &= W_{3,0}^{d(2)} \oplus W_{6,0}^{d(6)} \oplus W_{9,1}^{d(7)}, & T_{3,2}^1 &= W_{3,1}^{d(2)} \oplus W_{6,2}^{d(3)} \oplus W_{9,2}^{d(7)}, \\ T_{4,1}^1 &= W_{4,0}^{d(9)} \oplus W_{7,0}^{d(3)} \oplus W_{0,1}^{d(4)}, & T_{4,2}^1 &= W_{4,1}^{d(9)} \oplus W_{7,2}^{d(0)} \oplus W_{0,2}^{d(4)}, \\ T_{5,1}^1 &= W_{5,0}^{d(6)} \oplus W_{8,0}^{d(0)} \oplus W_{1,1}^{d(1)}, & T_{5,2}^1 &= W_{5,1}^{d(6)} \oplus W_{8,2}^{d(7)} \oplus W_{1,2}^{d(1)}, \\ T_{6,1}^1 &= W_{6,0}^{d(3)} \oplus W_{9,0}^{d(7)} \oplus W_{2,1}^{d(8)}, & T_{6,2}^1 &= W_{6,1}^{d(3)} \oplus W_{9,2}^{d(4)} \oplus W_{2,2}^{d(8)}, \\ T_{7,1}^1 &= W_{7,0}^{d(0)} \oplus W_{0,0}^{d(4)} \oplus W_{3,1}^{d(5)}, & T_{7,2}^1 &= W_{7,1}^{d(0)} \oplus W_{0,2}^{d(1)} \oplus W_{3,2}^{d(5)}, \\ T_{8,1}^1 &= W_{8,0}^{d(7)} \oplus W_{1,0}^{d(1)} \oplus W_{4,1}^{d(2)}, & T_{8,2}^1 &= W_{8,1}^{d(7)} \oplus W_{1,2}^{d(8)} \oplus W_{4,2}^{d(2)}, \\ T_{9,1}^1 &= W_{9,0}^{d(4)} \oplus W_{2,0}^{d(8)} \oplus W_{5,1}^{d(9)}, & T_{9,2}^1 &= W_{9,1}^{d(4)} \oplus W_{2,2}^{d(5)} \oplus W_{5,2}^{d(9)}. \end{aligned}$$

In the second iteration, each of the sub-files in $\{W_{(3\alpha+6) \bmod 10}^{d(\alpha)}, W_{(3\alpha+9) \bmod 10}^{d(\alpha)} : \alpha \in [0, 9]\}$ is split into 3 blocks: $\{W_{(3\alpha+6) \bmod 10, l}^{d(\alpha)}, W_{(3\alpha+9) \bmod 10, l}^{d(\alpha)} : \alpha \in [0, 9], l \in [0, 2]\}$. Here, each coded symbol consists of 3 sub-files taken at an interval of 4 in a cyclic wrap around way. The 0^{th} block of the first and the second sub-files and the 1^{st} block of the third sub-file are taken in each coded symbol $T_{j,1}^2$ while in each coded symbol $T_{j,2}^2$, the 1^{st} block of the first sub-file, the 2^{nd} block of the second and the third sub-files are taken. The following coded symbols are transmitted during the second iteration:

$$\begin{aligned} T_{0,1}^2 &= W_{0,0}^{d(8)} \oplus W_{4,0}^{d(5)} \oplus W_{8,1}^{d(3)}, & T_{0,2}^2 &= W_{0,1}^{d(8)} \oplus W_{4,2}^{d(6)} \oplus W_{8,2}^{d(3)}, \\ T_{1,1}^2 &= W_{1,0}^{d(5)} \oplus W_{5,0}^{d(2)} \oplus W_{9,1}^{d(0)}, & T_{1,2}^2 &= W_{1,1}^{d(5)} \oplus W_{5,2}^{d(3)} \oplus W_{9,2}^{d(0)}, \\ T_{2,1}^2 &= W_{2,0}^{d(2)} \oplus W_{6,0}^{d(9)} \oplus W_{0,1}^{d(7)}, & T_{2,2}^2 &= W_{2,1}^{d(2)} \oplus W_{6,2}^{d(0)} \oplus W_{0,2}^{d(7)}, \\ T_{3,1}^2 &= W_{3,0}^{d(9)} \oplus W_{7,0}^{d(6)} \oplus W_{1,1}^{d(4)}, & T_{3,2}^2 &= W_{3,1}^{d(9)} \oplus W_{7,2}^{d(7)} \oplus W_{1,2}^{d(4)}, \\ T_{4,1}^2 &= W_{4,0}^{d(6)} \oplus W_{8,0}^{d(3)} \oplus W_{2,1}^{d(1)}, & T_{4,2}^2 &= W_{4,1}^{d(6)} \oplus W_{8,2}^{d(4)} \oplus W_{2,2}^{d(1)}, \\ T_{5,1}^2 &= W_{5,0}^{d(3)} \oplus W_{9,0}^{d(0)} \oplus W_{3,1}^{d(8)}, & T_{5,2}^2 &= W_{5,1}^{d(3)} \oplus W_{9,2}^{d(1)} \oplus W_{3,2}^{d(8)}, \\ T_{6,1}^2 &= W_{6,0}^{d(0)} \oplus W_{0,0}^{d(7)} \oplus W_{4,1}^{d(5)}, & T_{6,2}^2 &= W_{6,1}^{d(0)} \oplus W_{0,2}^{d(8)} \oplus W_{4,2}^{d(5)}, \\ T_{7,1}^2 &= W_{7,0}^{d(7)} \oplus W_{1,0}^{d(4)} \oplus W_{5,1}^{d(2)}, & T_{7,2}^2 &= W_{7,1}^{d(7)} \oplus W_{1,2}^{d(5)} \oplus W_{5,2}^{d(2)}, \\ T_{8,1}^2 &= W_{8,0}^{d(4)} \oplus W_{2,0}^{d(1)} \oplus W_{6,1}^{d(9)}, & T_{8,2}^2 &= W_{8,1}^{d(4)} \oplus W_{2,2}^{d(2)} \oplus W_{6,2}^{d(9)}, \\ T_{9,1}^2 &= W_{9,0}^{d(1)} \oplus W_{3,0}^{d(8)} \oplus W_{7,1}^{d(6)}, & T_{9,2}^2 &= W_{9,1}^{d(1)} \oplus W_{3,2}^{d(9)} \oplus W_{7,2}^{d(6)}. \end{aligned}$$

Now, each user U_α needs to recover the demanded file $W^{d(\alpha)}$ from the above transmissions. Let us first consider the user U_0 . The user U_0 retrieves $W_{7,0}^{d(0)}$ from $T_{7,1}^1$ while it retrieves $W_{7,1}^{d(0)}$ and $W_{7,2}^{d(0)}$ from $T_{7,2}^1$ and $T_{4,2}^1$ respectively. Similarly, the user U_0 retrieves $W_{8,0}^{d(0)}$, $W_{8,1}^{d(0)}$ and $W_{8,2}^{d(0)}$ from $T_{5,1}^1$, $T_{2,1}^1$ and $T_{2,2}^1$ respectively. The user U_0 gets $W_{6,0}^{d(0)}$, $W_{6,1}^{d(0)}$ and $W_{6,2}^{d(0)}$ from $T_{6,1}^2$, $T_{6,2}^2$ and $T_{2,2}^2$ respectively while it gets $W_{9,0}^{d(0)}$, $W_{9,1}^{d(0)}$ and $W_{9,2}^{d(0)}$ from $T_{5,1}^2$, $T_{1,1}^2$ and $T_{1,2}^2$ respectively. The user U_0 has decoded the file $W^{d(0)}$ since it has retrieved all the sub-files corresponding to the file $W^{d(0)}$. Similarly all other users can decode their demanded file. In this example, the transmission rate achieved using our scheme is $\mathcal{R}_{\text{new}}(\frac{3}{10}) = \frac{4}{3}$ while $\mathcal{R}_{RK}(\frac{3}{10}) = 1.6$ in [11].

C. On the lower convex envelope of the achievable rates

In Fig. 3(b), transmission rate vs γ plot is obtained for $K = 25, z = 3$ for all the points mentioned in Theorem 1 along with the lower convex envelop of all the points mentioned in Theorem 1 omitting $\gamma = \frac{2}{25}, \frac{3}{25}$ since the line joining the points $\gamma = \frac{1}{25}$ and $\gamma = \frac{4}{25}$ falls below those two points. In general we conjecture that points corresponding to $kz < (\frac{K-1}{2})$ except for $kz = z$ will have this characteristic. This may be mainly due to taking the ceiling operation of certain values in the rate expression. However, irrespective of this nature of some points all the points mentioned in Theorem 1 fall below the curve obtained for the scheme in [11].

D. Sub-packetization Level

For any $\gamma \in \{\frac{k}{K} : \gcd(k, K) = 1, k \in [1, K]\}$, Algorithm 1 is used to derive the transmissions done by the server. In Algorithm 1, the worst case sub-packetization level is when p is odd. In that case each sub-file is divided further into p parts, where $p = \lceil \frac{kz}{r} \rceil + 1$. To maximize p , the maximum value that kz can take needs to be chosen, which is when $kz = K - 1$. Hence the maximum value that p can take is K , i.e., each sub-file is further divided into at most K parts in the worst case scenario. Thus, the worst case sub-packetization level in our scheme is K^2 . The sub-packetization level required for the scheme proposed in [11] is $\binom{K-kz+k-1}{k-1} \frac{K}{k}$ while the sub-packetization level required for the scheme in [13] is $\binom{K-kz+k}{k} K$. So, the sub-packetization level required for our scheme is less compared to both these schemes. The sub-packetization level required for the scheme proposed in [12] is K , which is less than the sub-packetization level required for our scheme.

IV. DISCUSSION

In this work, we have presented a placement and delivery scheme for multi-access coded caching problem, under the restriction of uncoded placement, with each cache having a normalized capacity of γ , where $\gamma \in \{\frac{k}{K} : \gcd(k, K) = 1, k \in [1, K]\}$. We have shown that our work is a generalization of one of the cases considered in [12]. We have also proved that our scheme outperforms that in [11] for the cases under consideration. Here, we assume that each user has access to same number of caches and each cache is of same capacity which need not be true in practical scenarios. Hence, it is a good direction to work on when the cache sizes are heterogeneous and each user has access to random number of users.

In [14], the authors have identified a special class of resolvable designs called cross resolvable designs which led to multi-access coded caching schemes but with the number of users being different from the number of caches.

REFERENCES

- [1] M. Maddah-Ali and U. Niesen, "Fundamental limits of caching," *IEEE Transactions on Information Theory*, vol. 60, no. 5, pp. 2856–2867, 2014.
- [2] K. Wan, D. Tuninetti and P. Piantanida, "On the optimality of uncoded cache placement," in *Information Theory Workshop (ITW), 2016 IEEE*, pp. 161–165.
- [3] Q. Yu, M. A. Maddah-Ali and A. S. Avestimehr, "The Exact Rate-Memory Tradeoff for Caching With Uncoded Prefetching," in *IEEE Transactions on Information Theory*, vol. 64, no. 2, pp. 1281–1296, Feb. 2018.
- [4] S. Jin, Y. Cui, H. Liu and G. Caire, "Uncoded placement optimization for coded delivery," in *IEEE 16th International Symposium on Modeling and Optimization in Mobile, Ad Hoc, and Wireless Networks (WiOpt)*, 2018, pp. 1–8.
- [5] J. Gómez-Vilardebó, "Fundamental Limits of Caching: Improved Rate-Memory Tradeoff With Coded Prefetching," in *IEEE Transactions on Communications*, vol. 66, no. 10, pp. 4488–4497, Oct. 2018.
- [6] U. Niesen and M. A. Maddah-Ali, "Coded Caching With Nonuniform Demands," in *IEEE Transactions on Information Theory*, vol. 63, no. 2, pp. 1146–1158, Feb. 2017.
- [7] E. Ozfatura and D. Guenduez, "Uncoded Caching and Cross-Level Coded Delivery for Non-Uniform File Popularity," 2018 *IEEE International Conference on Communications (ICC)*, Kansas City, MO, 2018, pp. 1–6.
- [8] M. A. Maddah-Ali and U. Niesen, "Decentralized Coded Caching Attains Order-Optimal Memory-Rate Tradeoff," in *IEEE/ACM Transactions on Networking*, vol. 23, no. 4, pp. 1029–1040, Aug. 2015.
- [9] M. Ji, G. Caire and A. F. Molisch, "Fundamental Limits of Caching in Wireless D2D Networks," in *IEEE Transactions on Information Theory*, vol. 62, no. 2, pp. 849–869, Feb. 2016.
- [10] J. Hachem, N. Karamchandani and S. N. Diggavi, "Coded caching for multi-level popularity and access," *IEEE Transactions on Information Theory*, vol. 63, no. 5, pp. 3108–3141, 2017.
- [11] K. S. Reddy and N. Karamchandani, "Rate-memory trade-off for multi-access coded caching with uncoded placement," *IEEE Transactions on Communications*, Vol. 68, No. 6, pp. 3261–3274, 2020.
- [12] B. Serbetci, E. Parrinello and P. Elia, "Multi-access coded caching: gains beyond cache-redundancy," 2019 *IEEE Information Theory Workshop (ITW)*, Visby, Sweden, 2019, pp. 1–5.
- [13] M. Cheng, D. Liang, K. Wan, M. Zhang, and G. Caire, "A Novel Transformation Approach of Shared-link Coded Caching Schemes for Multiaccess Networks," arXiv:2012.04483 [cs.IT], Dec 2020.
- [14] Digvijay Katyal, Pooja Nayak M, and B. Sundar Rajan, "Multi-access Coded Caching Schemes From Cross Resolvable Designs," *IEEE Transactions on Communications*, (Available as early access article in IEEE Xplore).

APPENDIX A

Proof of Correctness of the Delivery Scheme

Recall that, for each user $U_\alpha, \alpha \in [0, K - 1]$, the accessible cache content is $\{W_{(k\alpha+i) \bmod K}^n : i = 0, 1, \dots, kz - 1, n \in [0, N - 1]\}$. Hence, in order to retrieve the file $W^{d(\alpha)}$, the user U_α needs to decode all the remaining $K - kz$ sub-files, i.e., $\{W_{k\alpha+kz+i \bmod K}^{d(\alpha)} : i \in [0, K - kz - 1]\}$. We provide the proof of decodability for the delivery scheme presented in Algorithm 1 depending upon whether the value of $K - kz$ is even or odd separately in the next two subsections.

A. Proof of Correctness of Algorithm 1 when $K - kz$ is even

If $K - kz$ is even, out of the $K - kz$ sub-files which the user U_α needs to retrieve, we denote the first $\frac{K-kz}{2}$ consecutive sub-files, neighboring to the sub-files available with the user U_α , as the set \mathcal{P}_α , while the next $\frac{K-kz}{2}$ sub-files are denoted by the set \mathcal{Q}_α , i.e.,

$$\mathcal{P}_\alpha = \left\{ W_{(k\alpha+kz+i) \bmod K}^{d(\alpha)} : i \in \left[0, \frac{K-kz}{2} - 1\right] \right\} \quad (6)$$

$$\mathcal{Q}_\alpha = \left\{ W_{(k\alpha+kz+i) \bmod K}^{d(\alpha)} : i \in \left[\frac{K-kz}{2}, K-kz-1\right] \right\}. \quad (7)$$

Hence, the user U_α needs to decode all the sub-files in the set $\mathcal{P}_\alpha \cup \mathcal{Q}_\alpha$. We rewrite the set \mathcal{P}_α as in (8), by changing the variable in the subscript of each sub-file from i to $r =$

$K - kz - i$. This is done to relate these sub-files to the ones present in the coded symbols in Algorithm 1.

$$\begin{aligned}\mathcal{P}_\alpha &= \left\{ W_{(k\alpha + kz + K - kz - r) \bmod K}^{d(\alpha)} : r \in \left[\frac{K - kz}{2} + 1, K - kz \right] \right\} \\ &= \left\{ W_{(k\alpha - r) \bmod K}^{d(\alpha)} : r \in \left[\frac{K - kz}{2} + 1, K - kz \right] \right\}. \quad (8)\end{aligned}$$

Similarly, we rewrite the set \mathcal{Q}_α , by changing the variable from i to $r = i + 1$, as

$$\mathcal{Q}_\alpha = \left\{ W_{(k\alpha + kz + r - 1) \bmod K}^{d(\alpha)} : r \in \left[\frac{K - kz}{2} + 1, K - kz \right] \right\}. \quad (9)$$

$$\mathcal{P}_{\alpha_1} = \left\{ W_{(k\alpha - r) \bmod K}^{d(\alpha)} : r \in \left[\frac{K - kz}{2} + 1, K - kz \right], \left\lceil \frac{kz}{r} \right\rceil \text{ is odd} \right\} \quad (10)$$

$$\mathcal{P}_{\alpha_2} = \left\{ W_{(k\alpha - r) \bmod K}^{d(\alpha)} : r \in \left[\frac{K - kz}{2} + 1, K - kz \right], \left\lceil \frac{kz}{r} \right\rceil \text{ is even} \right\}. \quad (11)$$

We prove that the user U_α can decode all the sub-files in \mathcal{P}_{α_1} and \mathcal{P}_{α_2} separately in **Part 1** and **Part 2** respectively.

Part 1: Consider sub-files in \mathcal{P}_{α_1} .

We first fix some r , take the corresponding sub-file $W_{(k\alpha - r) \bmod K}^{d(\alpha)}$ in \mathcal{P}_{α_1} and the corresponding value $p = 1 + \lceil \frac{kz}{r} \rceil$ in line 2 in Algorithm 1. Since p is even, we need to prove that the user U_α can decode the sub-file $W_{(k\alpha - r) \bmod K}^{d(\alpha)}$ by proving that the user can retrieve all the $\frac{p}{2}$ blocks, $\{W_{(k\alpha - r) \bmod K, l}^{d(\alpha)} : l \in [0, \frac{p}{2} - 1]\}$, of the sub-file $W_{(k\alpha - r) \bmod K}^{d(\alpha)}$ (see line 11 in Algorithm 1).

We prove that for each $l \in [0, \frac{p}{2} - 1]$, the user can decode the block $W_{(k\alpha - r) \bmod K, l}^{d(\alpha)}$ from the coded symbol $T_{(k\alpha - (l+1)r) \bmod K}^i$ transmitted during the iteration $i = (r - \frac{K - kz}{2})$. From line 13 in Algorithm 1, we have

$$\begin{aligned}T_{(k\alpha - (l+1)r) \bmod K}^i &= \left(\bigoplus_{m \in [0, \frac{p}{2} - 1]} W_{(k\alpha - (l+1-m)r) \bmod K, m}^{d(\pi_{i,1}^{-1}((k\alpha - (l+1-m)r) \bmod K))} \right) \\ &\quad \bigoplus \left(\bigoplus_{m \in [\frac{p}{2}, p-1]} W_{(k\alpha - (l+1-m)r) \bmod K, m - \frac{p}{2}}^{d(\pi_{i,2}^{-1}((k\alpha - (l+1-m)r) \bmod K))} \right). \quad (12)\end{aligned}$$

The sub-file corresponding to $m = l$ in (12) is $W_{(k\alpha - r) \bmod K}^{d(\pi_{i,1}^{-1}((k\alpha - r) \bmod K))}$. Since $\pi_{i,1}^{-1}((k\alpha - r) \bmod K) = \alpha$, the sub-file corresponding to $m = l$ is $W_{(k\alpha - r) \bmod K}^{d(\alpha)}$. Also, the l^{th} block of the sub-file $W_{(k\alpha - r) \bmod K}^{d(\alpha)}$ is present in (12).

In (12), note that the subscripts of the p sub-files corresponding to $m \in [0, p-1]$, belong to the set $\{(k\alpha - (l+1-m)r) \bmod K : m \in [0, p-1]\}$. We need to show that all the sub-files corresponding to $m \in [0, p-1] \setminus l$, i.e., all the sub-files with the subscripts in $\{(k\alpha - (l+1-m)r) \bmod K : m \in [0, p-1] \setminus l\}$, are available with the user U_α . Equivalently, we

We prove that the user U_α can decode the sub-files in \mathcal{P}_α and \mathcal{Q}_α separately in Lemmas 1 and 2 respectively.

Lemma 1. Each user $U_\alpha, \alpha \in [0, K-1]$, can decode all the sub-files in \mathcal{P}_α given by (8), using the transmissions in Algorithm 1.

Proof. We need to prove that each user U_α can decode the sub-file $W_{(k\alpha - r) \bmod K}^{d(\alpha)}$, for each $r \in [\frac{K - kz}{2} + 1, K - kz]$. We sub-divide this case further into two parts depending upon whether the value of $\lceil \frac{kz}{r} \rceil$ is odd or even. That is we divide the set \mathcal{P}_α into two disjoint subsets, \mathcal{P}_{α_1} and \mathcal{P}_{α_2} , as in (10) and (11) respectively.

need to prove that

$$\{(k\alpha - (l+1-m)r) \bmod K : m \in [0, p-1] \setminus l\} \subseteq [k\alpha \bmod K, (k\alpha + kz - 1) \bmod K]. \quad (13)$$

To prove this, we rewrite the LHS of (13) as

$$\underbrace{\{(k\alpha - (l+1-m)r) \bmod K : m \in [0, l-1]\}}_{\mathcal{S}_1} \cup \underbrace{\{(k\alpha + (m - (l+1))r) \bmod K : m \in [l+1, p-1]\}}_{\mathcal{S}_2}. \quad (14)$$

We need to prove that both \mathcal{S}_1 and \mathcal{S}_2 belong to the RHS of (13). First, we consider the elements in the set \mathcal{S}_1 . The minimum value of m in the set \mathcal{S}_1 is 0 and the maximum value is $l-1$. The element corresponding to $m = 0$ in the set \mathcal{S}_1 is $(k\alpha - (l+1)r \bmod K)$. The maximum value of l is $\frac{p}{2} - 1$ and the maximum value of r is $K - kz$. Hence,

$$\begin{aligned}(k\alpha - (l+1)r) \bmod K &= (k\alpha - lr - r) \bmod K \\ &\geq \left(k\alpha - \left(\frac{p}{2} - 1 \right) r - K + kz \right) \bmod K \\ &= \left(k\alpha + kz - \left(\frac{p}{2} - 1 \right) r \right) \bmod K. \quad (15)\end{aligned}$$

Since $p = \lceil \frac{kz}{r} \rceil + 1$, we know that $(p-2)r < kz$. Therefore, $(\frac{p}{2} - 1)r < kz$ and hence, $(k\alpha - (l+1)r) \bmod K \in [k\alpha \bmod K, (k\alpha + kz - 1) \bmod K]$.

The element corresponding to $m = l-1$ is $((k\alpha - 2r) \bmod K)$. Since $r \geq \frac{K - kz}{2} + 1$, we know that $2r > K - kz$. Therefore,

$$((k\alpha - 2r) \bmod K) < ((k\alpha - K + kz) \bmod K) \quad (16)$$

$$= ((k\alpha + kz) \bmod K). \quad (17)$$

Hence, $((k\alpha - 2r) \bmod K) \in [k\alpha \bmod K, (k\alpha + kz - 1) \bmod K]$.

Note that the elements in the set \mathcal{S}_1 are in the increasing order with m . Hence all the elements in \mathcal{S}_1 belong to the set $[(k\alpha - (l+1)r) \bmod K, (k\alpha - 2r) \bmod K]$.

From (15) and (16), all the elements in \mathcal{S}_1 belong to the set $[(k\alpha + kz - (\frac{p}{2} - 1)r) \bmod K, (k\alpha + kz - 1) \bmod K]$. Therefore, $\mathcal{S}_1 \subseteq [k\alpha \bmod K, (k\alpha + kz - 1) \bmod K]$.

Now, consider the elements in the set \mathcal{S}_2 . The minimum value of m in the set \mathcal{S}_2 is $l + 1$ and the maximum value is $p - 1$. The element corresponding to $m = l + 1$ in the set \mathcal{S}_2 is $(k\alpha \bmod K)$ while the element corresponding to $m = p - 1$ is $((k\alpha + (p - 2 - l)r) \bmod K)$. Since $p = \lceil \frac{kz}{r} \rceil + 1$, we

know that $(p - 2)r < kz$. Therefore, $(p - 2 - l)r < kz$ and hence, $((k\alpha + (p - 2 - l)r) \bmod K) \in [k\alpha \bmod K, (k\alpha + kz - 1) \bmod K]$. The elements in the set \mathcal{S}_2 are in the increasing order with m and the elements corresponding to the minimum as well as the maximum values of m belong to the RHS of (13). Therefore, $\mathcal{S}_2 \subseteq [k\alpha \bmod K, (k\alpha + kz - 1) \bmod K]$.

So, the user can retrieve the block $W_{(k\alpha - r) \bmod K, l}^{d(\alpha)}$ from the coded symbol $T_{(k\alpha - (l+1)r) \bmod K}^i$ as shown in (18) and (19).

$$T_{(k\alpha - (l+1)r) \bmod K}^i = \left(W_{(k\alpha - r) \bmod K, l}^{d(\pi_{i,1}^{-1}((k\alpha - r) \bmod K))} \right) \oplus \left(\bigoplus_{m \in [0, \frac{p}{2} - 1] \setminus l} W_{(k\alpha - (l+1-m)r) \bmod K, m}^{d(\pi_{i,1}^{-1}((k\alpha - (l+1-m)r) \bmod K))} \right) \oplus \left(\bigoplus_{m \in [\frac{p}{2}, p-1]} W_{(k\alpha - (l+1-m)r) \bmod K, m - \frac{p}{2}}^{d(\pi_{i,2}^{-1}((k\alpha - (l+1-m)r) \bmod K))} \right) \quad (18)$$

$$= \left(W_{(k\alpha - r) \bmod K, l}^{d(\alpha)} \right) \oplus \underbrace{\left(\bigoplus_{m \in [0, \frac{p}{2} - 1] \setminus l} W_{(k\alpha - (l+1-m)r) \bmod K, m}^{d(\pi_{i,1}^{-1}((k\alpha - (l+1-m)r) \bmod K))} \right)}_{\text{available at cache}} \oplus \underbrace{\left(\bigoplus_{m \in [\frac{p}{2}, p-1]} W_{(k\alpha - (l+1-m)r) \bmod K, m - \frac{p}{2}}^{d(\pi_{i,2}^{-1}((k\alpha - (l+1-m)r) \bmod K))} \right)}_{\text{available at cache}} \quad (19)$$

Part 2: Consider sub-files in \mathcal{P}_{α_2} .

In this case also, we first fix some r , take the corresponding sub-file $W_{(k\alpha - r) \bmod K}^{d(\alpha)}$ in \mathcal{P}_{α_2} and the corresponding $p = 1 + \lceil \frac{kz}{r} \rceil$. Since p is odd, the user U_α needs to retrieve all the p blocks, $\{W_{(k\alpha - r) \bmod K, l}^{d(\alpha)} : l \in [0, p - 1]\}$, of the sub-file $W_{(k\alpha - r) \bmod K}^{d(\alpha)}$ in order to decode that sub-file.

We prove that for each $l \in [0, \frac{p-3}{2}]$, the user can decode $W_{(k\alpha - r) \bmod K, l}^{d(\alpha)}$ from the coded symbol $T_{(k\alpha - (l+1)r) \bmod K, l}^i$ transmitted during the iteration $i = r - \frac{K - kz}{2}$. Since, $K - kz$

is even and p is odd, from line 18 in Algorithm 1, we have (20).

The sub-file corresponding to $m = l$ in (20) is $W_{(k\alpha - r) \bmod K}^{d(\pi_{i,1}^{-1}((k\alpha - r) \bmod K))}$. Since $\pi_{i,1}^{-1}((k\alpha - r) \bmod K) = \alpha$, we have $W_{(k\alpha - r) \bmod K}^{d(\pi_{i,1}^{-1}((k\alpha - r) \bmod K))} = W_{(k\alpha - r) \bmod K}^{d(\alpha)}$. Also, the l^{th} block of the sub-file $W_{(k\alpha - r) \bmod K}^{d(\alpha)}$ is present in (20). Here also, all other sub-files in (20) are available at the cache of User U_α , the proof of which is similar to the one provided in **Part 1**. So, the user can retrieve the block $W_{(k\alpha - r) \bmod K, l}^{d(\alpha)}$ from the coded symbol $T_{(k\alpha - (l+1)r) \bmod K, l}^i$ as shown in (21).

$$T_{(k\alpha - (l+1)r) \bmod K, l}^i = \left(\bigoplus_{m \in [0, \frac{p-3}{2}]} W_{(k\alpha - (l+1-m)r) \bmod K, m}^{d(\pi_{i,1}^{-1}((k\alpha - (l+1-m)r) \bmod K))} \right) \oplus \left(\bigoplus_{m \in [\frac{p-1}{2}, p-1]} W_{(k\alpha - (l+1-m)r) \bmod K, m - \frac{p-1}{2}}^{d(\pi_{i,2}^{-1}((k\alpha - (l+1-m)r) \bmod K))} \right) \quad (20)$$

$$= \left(W_{(k\alpha - r) \bmod K, l}^{d(\alpha)} \right) \oplus \underbrace{\left(\bigoplus_{m \in [0, \frac{p-3}{2}] \setminus l} W_{(k\alpha - (l+1-m)r) \bmod K, m}^{d(\pi_{i,1}^{-1}((k\alpha - (l+1-m)r) \bmod K))} \right)}_{\text{available at cache}} \oplus \underbrace{\left(\bigoplus_{m \in [\frac{p-1}{2}, p-1]} W_{(k\alpha - (l+1-m)r) \bmod K, m - \frac{p-1}{2}}^{d(\pi_{i,2}^{-1}((k\alpha - (l+1-m)r) \bmod K))} \right)}_{\text{available at cache}} \quad (21)$$

Now, we prove that for each $l \in [\frac{p-1}{2}, p-1]$, the user can decode $W_{(k\alpha-r) \bmod K, l}^{d(\alpha)}$ from the coded symbol $T_{(k\alpha-(l-\frac{p-1}{2}+1)r) \bmod K, 2}^i$ transmitted during the iteration $i = r - \frac{K-kz}{2}$, from line 18 in Algorithm 1. Here, the sub-file corresponding to $m = (l - \frac{p}{2})$ in (22) is $W_{(k\alpha-r) \bmod K}^{d(\pi_{i,1}^{-1}((k\alpha-r) \bmod K))}$. Since $\pi_{i,1}^{-1}((k\alpha-r) \bmod K) = \alpha$,

we have $W_{(k\alpha-r) \bmod K}^{d(\pi_{i,1}^{-1}((k\alpha-r) \bmod K))} = W_{(k\alpha-r) \bmod K}^{d(\alpha)}$. Also, the l^{th} block of the sub-file $W_{(k\alpha-r) \bmod K}^{d(\alpha)}$ is present in (22). All other sub-files in (22) are available at the cache of User U_α , the proof of which is similar to that provided in **Part 1**. So, the user can retrieve the block $W_{(k\alpha-r) \bmod K, l}^{d(\alpha)}$ from the coded symbol $T_{(k\alpha-(l-\frac{p-1}{2}+1)r) \bmod K, 2}^i$ as shown in (23).

$$T_{(k\alpha-(l-\frac{p-1}{2}+1)r) \bmod K, 2}^i = \left(\bigoplus_{m \in [0, \frac{p-1}{2}]} W_{(k\alpha-(l-\frac{p-1}{2}+1-m)r) \bmod K, m+\frac{p-1}{2}}^{d(\pi_{i,1}^{-1}((k\alpha-(l-\frac{p-1}{2}+1-m)r) \bmod K))} \right) \oplus \left(\bigoplus_{m \in [\frac{p+1}{2}, p-1]} W_{(k\alpha-(l-\frac{p-1}{2}+1-m)r) \bmod K, m}^{d(\pi_{i,2}^{-1}((k\alpha-(l-\frac{p-1}{2}+1-m)r) \bmod K))} \right) \quad (22)$$

$$= W_{(k\alpha-r) \bmod K, l}^{d(\alpha)} \oplus \underbrace{\left(\bigoplus_{m \in [0, \frac{p-1}{2}] \setminus (l-\frac{p-1}{2})} W_{(k\alpha-(l-\frac{p-1}{2}+1-m)r) \bmod K, m}^{d(\pi_{i,1}^{-1}((k\alpha-(l-\frac{p-1}{2}+1-m)r) \bmod K))} \right)}_{\text{available at cache}} \oplus \underbrace{\left(\bigoplus_{m \in [\frac{p+1}{2}, p-1]} W_{(k\alpha-(l-\frac{p-1}{2}+1-m)r) \bmod K, m}^{d(\pi_{i,2}^{-1}((k\alpha-(l-\frac{p-1}{2}+1-m)r) \bmod K))} \right)}_{\text{available at cache}} \quad (23)$$

In short, the user U_α can decode the sub-file $W_{(k\alpha-r) \bmod K}^{d(\alpha)}$, since it has retrieved all the blocks of sub-files corresponding to $W_{(k\alpha-r) \bmod K}^{d(\alpha)}$. This completes the proof for the set \mathcal{P}_α . \square

Lemma 2. Each user $U_\alpha, \alpha \in \{0, 1, \dots, \alpha-1\}$, can decode all the sub-files in \mathcal{Q}_α as given in (9) using the transmissions in Algorithm 1.

Proof. We need to prove that each user U_α can decode the sub-file $W_{(k\alpha+kz+r-1) \bmod K}^{d(\alpha)}$, for each $r \in [\frac{K-kz}{2} + 1, K-kz]$. In this case also, we sub-divide this case further into two parts depending upon whether the value of $\lceil \frac{kz}{r} \rceil$ is odd or even. We divide the set \mathcal{Q}_α into two disjoint subsets, \mathcal{Q}_{α_1} and \mathcal{Q}_{α_2} , as in (24) and (25) respectively.

$$\mathcal{Q}_{\alpha_1} = \left\{ W_{(k\alpha+kz+r-1) \bmod K}^{d(\alpha)} : r \in \left[\frac{K-kz}{2} + 1, K-kz \right], \lceil \frac{kz}{r} \rceil \text{ is odd} \right\} \quad (24)$$

$$\mathcal{Q}_{\alpha_2} = \left\{ W_{(k\alpha+kz+r-1) \bmod K}^{d(\alpha)} : r \in \left[\frac{K-kz}{2} + 1, K-kz \right], \lceil \frac{kz}{r} \rceil \text{ is even} \right\} \quad (25)$$

We prove that the U_α can decode all the sub-files in \mathcal{Q}_{α_1} and \mathcal{Q}_{α_2} separately in **Part 3** and **Part 4** respectively.

Part 3: Consider sub-files in \mathcal{Q}_{α_1} .

As in **Part 1**, in this case also we first fix some r , take the corresponding sub-file $W_{(k\alpha+kz+r-1) \bmod K}^{d(\alpha)}$ in \mathcal{Q}_{α_1} and the corresponding $p = 1 + \lceil \frac{kz}{r} \rceil$. Since p is even, the user U_α needs to retrieve all the $\frac{p}{2}$ blocks, $\{W_{(k\alpha+kz+r-1) \bmod K, l}^{d(\alpha)} : l \in [0, \frac{p}{2} - 1]\}$, of the sub-file $W_{(k\alpha+kz+r-1) \bmod K}^{d(\alpha)}$ in order to decode that sub-file.

We prove that for each $l \in [0, \frac{p}{2} - 1]$, the user can decode $W_{(k\alpha+kz+r-1) \bmod K}^{d(\alpha)}$ from the coded symbol T_j^i , where $j =$

$(k\alpha+kz+r-1 - (l + \frac{p}{2})r) \bmod K$, transmitted during the iteration $i = r - \frac{K-kz}{2}$. From line 13 in Algorithm 1, we have,

$$T_j^i = \left(\bigoplus_{m=0}^{\frac{p}{2}-1} W_{(mr+j) \bmod K, m}^{d(\pi_{i,1}^{-1}((mr+j) \bmod K))} \right) \oplus \quad (26)$$

$$\left(\bigoplus_{m=\frac{p}{2}}^{p-1} W_{(mr+j) \bmod K, m-\frac{p}{2}}^{d(\pi_{i,2}^{-1}((mr+j) \bmod K))} \right). \quad (27)$$

The sub-file corresponding to $m = l + \frac{p}{2}$ in (27) is $W_{(k\alpha+kz+r-1) \bmod K}^{d(\pi_{i,2}^{-1}((k\alpha+kz+r-1) \bmod K))}$. Since $\pi_{i,2}^{-1}((k\alpha+kz+r-1) \bmod K) = \alpha$,

1) mod K) = α , we have $W_{(k\alpha+kz+r-1) \bmod K}^{d(\pi_{i,2}^{-1}((k\alpha+kz+r-1) \bmod K))} = W_{(k\alpha+kz+r-1) \bmod K}^{d(\alpha)}$. Also, the l^{th} block of the sub-file $W_{(k\alpha+kz+r-1) \bmod K}^{d(\alpha)}$ is present in (27). Here also, the user can retrieve the block $W_{(k\alpha+kz+r-1) \bmod K, l}^{d(\alpha)}$ from the coded symbol $T_{j,1}^i$ since, all other sub-files in (27) are available at its cache (for the same reason stated for the case discussed in **Part 1**).

Part 4: Consider sub-files in \mathcal{Q}_{α_2} .

We first fix some r , take the corresponding sub-file $W_{(k\alpha+kz+r-1) \bmod K}^{d(\alpha)}$ in \mathcal{Q}_{α_2} and the corresponding $p = 1 + \lceil \frac{K-kz}{r} \rceil$. So the user U_α needs to retrieve all the p blocks, $\{W_{(k\alpha+kz+r-1) \bmod K, l}^{d(\alpha)} : l \in [0, p-1]\}$, of the sub-file $W_{(k\alpha+kz+r-1) \bmod K}^{d(\alpha)}$ in order to decode that sub-file.

We prove that for each $l \in [0, \frac{p-1}{2}]$, the user can decode $W_{(k\alpha+kz+r-1) \bmod K}^{d(\alpha)}$ from the coded symbol $T_{j,1}^i$, where $j = ((k\alpha+kz+r-1) - (l + \frac{p-1}{2})r) \bmod K$, transmitted during the iteration $i = r - \frac{K-kz}{2}$. From line 18 in Algorithm 1, we have

$$T_{j,1}^i = \left(\bigoplus_{m=0}^{\frac{p-3}{2}} W_{(mr+j) \bmod K, m}^{d(\pi_{i,1}^{-1}((mr+j) \bmod K))} \right) \oplus \quad (28)$$

$$\left(\bigoplus_{m=\frac{p-1}{2}}^{p-1} W_{(mr+j) \bmod K, m-\frac{p-1}{2}}^{d(\pi_{i,1}^{-1}((mr+j) \bmod K))} \right) \quad (29)$$

The sub-file corresponding to $m = l + \frac{p-1}{2}$ in (29) is $W_{(k\alpha+kz+r-1) \bmod K}^{d(\pi_{i,2}^{-1}((k\alpha+kz+r-1) \bmod K))}$. Since $\pi_{i,2}^{-1}((k\alpha+kz+r-1) \bmod K) = \alpha$, we have $W_{(k\alpha+kz+r-1) \bmod K}^{d(\pi_{i,2}^{-1}((k\alpha+kz+r-1) \bmod K))} = W_{(k\alpha+kz+r-1) \bmod K}^{d(\alpha)}$. Also, the l^{th} block of the sub-file $W_{(k\alpha+kz+r-1) \bmod K}^{d(\alpha)}$ is present in (29). For the same reason we had stated for the case discussed in **Part 1**, the user U_α can retrieve the block $W_{(k\alpha+kz+r-1) \bmod K, l}^{d(\alpha)}$ from the coded symbol $T_{j,1}^i$ since, all other sub-files in (29) are available at its cache.

Now, we prove that for each $l \in [\frac{p+1}{2}, p-1]$, the user can decode $W_{(k\alpha+kz+r-1) \bmod K}^{d(\alpha)}$ from the coded symbol $T_{j,2}^i$, where $j = (k\alpha+kz-1 - (l-1)r) \bmod K$, transmitted during the iteration $i = r - \frac{K-kz}{2}$. From line 18 in Algorithm 1, we have

$$T_{j,2}^i = \left(\bigoplus_{m=0}^{\frac{p-1}{2}} W_{(mr+j) \bmod K, \frac{p-1}{2}+m}^{d(\pi_{i,1}^{-1}((mr+j) \bmod K))} \right) \oplus \quad (30)$$

$$\left(\bigoplus_{m=\frac{p+1}{2}}^{p-1} W_{(mr+j) \bmod K, m}^{d(\pi_{i,1}^{-1}((mr+j) \bmod K))} \right). \quad (31)$$

The sub-file corresponding to $m = l$ in (31) is $W_{(k\alpha+kz+r-1) \bmod K}^{d(\pi_{i,2}^{-1}((k\alpha+kz+r-1) \bmod K))}$. Since $\pi_{i,2}^{-1}((k\alpha+kz+r-1) \bmod K) = \alpha$, we have $W_{(k\alpha+kz+r-1) \bmod K}^{d(\pi_{i,2}^{-1}((k\alpha+kz+r-1) \bmod K))} = W_{(k\alpha+kz+r-1) \bmod K}^{d(\alpha)}$.

$W_{(k\alpha+kz+r-1) \bmod K}^{d(\alpha)}$. Also, the l^{th} block of the sub-file $W_{(k\alpha+kz+r-1) \bmod K}^{d(\alpha)}$ is present in (31). For the same reason we had stated for the case discussed in **Part 1**, the user U_α can retrieve the block $W_{(k\alpha+kz+r-1) \bmod K, l}^{d(\alpha)}$ from the coded symbol $T_{j,2}^i$ since, all other sub-files in (31) are available at its cache.

In short, the user U_α can decode the sub-file $W_{(k\alpha+kz+r-1) \bmod K}^{d(\alpha)}$, since it has retrieved all the blocks of the sub-file corresponding to $W_{(k\alpha+kz+r-1) \bmod K}^{d(\alpha)}$. This completes the proof for the set \mathcal{Q}_α . \square

From Lemmas 1 and 2, when $K-kz$ is even, each user U_α can decode all the sub-files, $\{W_{(k\alpha+kz+i) \bmod K}^{d(\alpha)} : \forall i \in [0, K-kz-1]\}$, corresponding to its demanded file $W^{d(\alpha)}$, which are not available in its cache.

B. Proof of Correctness of Algorithm 1 when $K-kz$ is odd.

If $K-kz$ is odd, out of the $K-kz$ sub-files which the user U_α needs to retrieve, we denote the first $\frac{K-kz-1}{2}$ consecutive sub-files, neighboring to the sub-files available with the user U_α , as the set \mathcal{P}'_α , the next sub-file as the set \mathcal{O}_α and the remaining $\frac{K-kz-1}{2}$ sub-files as the set \mathcal{Q}'_α , i.e.,

$$\mathcal{P}'_\alpha = \left\{ W_{(k\alpha+kz+i) \bmod K}^{d(\alpha)} : i \in \left[0, \frac{K-kz-1}{2} - 1\right] \right\} \quad (32)$$

$$\mathcal{O}_\alpha = \left\{ W_{(k\alpha+kz+i) \bmod K}^{d(\alpha)} : i = \frac{K-kz-1}{2} \right\} \quad (33)$$

$$\mathcal{Q}'_\alpha = \left\{ W_{(k\alpha+kz+i) \bmod K}^{d(\alpha)} : i \in \left[\frac{K-kz-1}{2} + 1, K-kz-1\right] \right\}. \quad (34)$$

Hence, the user U_α needs to decode all the sub-files in the set $\mathcal{P}'_\alpha \cup \mathcal{O}_\alpha \cup \mathcal{Q}'_\alpha$. We rewrite the set \mathcal{P}'_α as in (35), by changing the variable in the subscript of each sub-file from i to $r = K-kz-i$. This is done to relate these sub-files to the ones present in the coded symbols in Algorithm 1.

$$\begin{aligned} \mathcal{P}'_\alpha &= \left\{ W_{(k\alpha+kz+K-kz-r) \bmod K}^{d(\alpha)} : r \in \left[\frac{K-kz+1}{2} + 1, K-kz\right] \right\} \\ &= \left\{ W_{(k\alpha-r) \bmod K}^{d(\alpha)} : r \in \left[\frac{K-kz+1}{2} + 1, K-kz\right] \right\}. \end{aligned} \quad (35)$$

We rewrite the set \mathcal{O}_α , by changing the variable from i to $r = K-kz-i$, as

$$\begin{aligned} \mathcal{O}_\alpha &= \left\{ W_{(k\alpha+kz+K-kz-r) \bmod K}^{d(\alpha)} : r = \frac{K-kz+1}{2} \right\} \\ &= \left\{ W_{(k\alpha-r) \bmod K}^{d(\alpha)} : r = \frac{K-kz+1}{2} \right\}. \end{aligned} \quad (36)$$

Similarly, we rewrite the set \mathcal{Q}'_α , by changing the variable from i to $r = i+1$, as

$$\mathcal{Q}'_\alpha = \left\{ W_{(k\alpha+kz+r-1) \bmod K}^{d(\alpha)} : r \in \left[\frac{K-kz+1}{2} + 1, K-kz\right] \right\}. \quad (37)$$

We prove that the user U_α can decode the sub-files in \mathcal{P}'_α , \mathcal{Q}'_α and \mathcal{O}_α separately in Lemmas 3, 4 and 5 respectively.

Lemma 3. Each user $U_\alpha, \alpha \in [0, K-1]$, can decode all the sub-files in \mathcal{P}'_α given by (35), using the transmissions in Algorithm 1.

Lemma 4. Each user $U_\alpha, \alpha \in [0, K-1]$, can decode all the sub-files in \mathcal{Q}'_α given by (37), using the transmissions in Algorithm 1.

The proofs of Lemmas 3 and 4 are similar to the proofs of Lemmas 1 and 2 respectively.

Lemma 5. Each user $U_\alpha, \alpha \in [0, K-1]$, can decode the sub-file in \mathcal{O}_α given by (36), using the transmissions in Algorithm 1.

Proof. Each user U_α uses the coded symbols obtained during iteration 1 to decode the sub-file $W_{(k\alpha-r) \bmod K}^{d(\alpha)}$. The user U_α needs to retrieve all the p blocks, $\{W_{(k\alpha-r) \bmod K, l}^{d(\alpha)} : l \in [0, p-1]\}$, of the sub-file $W_{(k\alpha-r) \bmod K}^{d(\alpha)}$ in order to decode that sub-file (see line 5 in Algorithm 1). For each $l \in [0, p-1]$, the user U_α retrieves the block $W_{(k\alpha-r) \bmod K, l}^{d(\alpha)}$ from the coded symbol $T_{j \bmod K}^1$, where $j = k\alpha - (l+1)r$. From line 7 in Algorithm 1, we have

$$T_{j \bmod K}^1 = \bigoplus_{m \in [0, p-1]} W_{(k\alpha + (m-l-1)r) \bmod K, m}^{d(\pi_{1,1}^{-1}((k\alpha + (m-l-1)r) \bmod K))} \quad (38)$$

$$= W_{(k\alpha-r) \bmod K, l}^{d(\pi_{1,1}^{-1}((k\alpha-r) \bmod K))} \bigoplus_{m \in [0, p-1] \setminus l} W_{(k\alpha + (m-l-1)r) \bmod K, m}^{d(\pi_{1,1}^{-1}((k\alpha + (m-l-1)r) \bmod K))} \quad (39)$$

$$= W_{(k\alpha-r) \bmod K, l}^{d(\alpha)} \underbrace{\left(\bigoplus_{m \in [0, p-1] \setminus l} W_{(k\alpha + (m-l-1)r) \bmod K, m}^{d(\pi_{1,1}^{-1}((k\alpha + (m-l-1)r) \bmod K))} \right)}_{\text{available at cache}}. \quad (40)$$

So, the user U_α can decode $W_{(k\alpha-r) \bmod K, l}^{d(\alpha)}$ for each $l \in [0, p-1]$, from $T_{(k\alpha-(l+1)r) \bmod K}^1$, since all other blocks of sub-files are available at its cache (as shown in (40)), the proof of which is similar to the one provided in **Part 1** in Lemma 1. Hence it can retrieve the sub-file $W_{(k\alpha-r) \bmod K}^{d(\alpha)}$. This completes the proof for the set \mathcal{O}_α . \square

From Lemmas 3, 4 and 5, when $K-kz$ is odd, each user U_α can decode all the sub-files, $\{W_{(k\alpha+kz+i) \bmod K}^{d(\alpha)}, \forall i \in [0, K-kz-1]\}$, corresponding to its demanded file $W^{d(\alpha)}$, which are not available in its cache.