

Optimizing Convolutional Neural Network Architecture via Information Field

Yuke Wang, Boyuan Feng, Xueqiao Peng, Yufei Ding

yuke_wang@cs.ucsb.edu, boyuan@cs.ucsb.edu,
ameliapxq0131@gmail.com, yufeidong@cs.ucsb.edu

Abstract

CNN architecture design has attracted tremendous attention of improving model accuracy or reducing model complexity. However, existing works either introduce repeated training overhead in the search process or lack an interpretable metric to guide the design. To clear the hurdles, we propose *Information Field (IF)*, an explainable and easy-to-compute metric, to estimate the quality of a CNN architecture and guide the search process of designs. To validate the effectiveness of *IF*, we build a static optimizer to improve the CNN architectures at both the stage level and the kernel level. Our optimizer not only provides a clear and reproducible procedure but also mitigates unnecessary training efforts in the architecture search process. Experiments show that the models generated by our optimizer can achieve up to 5.47% accuracy improvement and up to 65.38% parameters deduction, compared with state-of-the-art CNN structures like MobileNet and ResNet.

Introduction

Deep convolutional neural networks (CNNs) have achieved significant successes in a broad collection of fields, including object-detection (Girshick et al. 2014), video classification (Karpathy et al. 2014), object tracking (Wang and Yeung 2013), image segmentation (Long, Shelhamer, and Darrell 2015) and human pose estimation (Toshev and Szegedy 2014). Such unparalleled successes attract many interests in CNN architecture design to *improve accuracy* or *reduce complexity*. Examples include an array of efficient models that have been crafted manually (e.g., VGG (Simonyan and Zisserman 2015), MobileNet (Howard et al. 2017), ShuffleNet (Ma et al. 2018)) and those generated automatically by the neural architecture search (NAS) tools (Real et al. 2017; Liu et al. 2017, 2018; Baker et al. 2016; Zoph et al. 2018). Yet, two challenges of CNN architecture design remain far from well resolved: 1) missing an interpretable metric, and 2) huge training efforts. The former indicates that some direct and easy-to-interpret metric is still missing to guide the design, while the latter means that the repeated training cost is huge for evaluating different architectures in the search process.

To address these challenges, we propose *Information Field (IF)*, an interpretable metric, for efficient CNN architecture designs. Particularly, we focus on two levels: the *stage level*¹ and the *kernel level*. At the stage level, we decide the number

of convolution kernels in different stages, while at the kernel level we choose the type of the convolution kernel to use (i.e., standard convolution kernels or efficient factorized kernels (Sifre and Mallat 2014; Zhang et al. 2018)). We build up *IF* to uniformly conduct the optimization at both levels. The key insight is that the portion of the input tensor that can flow into each output neuron, which we name as *IF*, often determines the learning potential of that given stage or kernel. A stage or kernel with larger *IF* will have more input elements passing through, leading to a higher potential for extracting useful features and improving the classification accuracy. Therefore, we use *IF* to estimate the quality of architecture design in the search process, rather than repeated training.

To validate and showcase the effectiveness of *IF*, we propose an *architecture optimizer* to examine CNN architecture designs at stage and kernel level. At stage level, we provide an *organizer* to improve the accuracy of a CNN model while using the same or fewer convolution kernels. The organizer, in effect, removes the convolution kernels that cannot contribute to *IF* enough or move the kernels from the positions with marginal contributions to *IF* in one stage to another stage with larger contributions. The optimization is based on two key observations: 1) the contributions from the latter kernels in a stage are diminishing since the newly observed input elements are on the marginal positions, which have less impact compared with the central input already observed; 2) when the spatial size of the input tensor to a stage is small, piling more layers can barely learn more features, whereas moving some layers to another stage with larger input tensor would promote *IF* and better learning capacity.

At the kernel level, we propose a *decomposer* to reduce model complexity without substantively affecting accuracy. The decomposer, in effect, replaces standard convolution kernels² with convolution blocks composed of efficient factorized kernels (e.g., Depthwise Convolution (Sifre and Mallat 2014), and Pointwise Convolution (Szegedy et al. 2017)). The key guidance behind such replacement is to maintain the same *IF* (i.e., the efficient convolution block should ob-

Zhang 2018), we define a stage in a CNN as a collection of consecutive convolution layers with *input tensors* of the same spatial dimensions (i.e., pooling or convolution kernel with stride ≥ 2 will generate a new stage).

²In this paper, we refer to the standard convolution kernel as the one with $3 * 3 * C$ filters, where C is the number of input channels.

¹Following many works (He et al. 2016; Zhang et al. 2018;

serve the same amount of *IF* as standard convolutions in order to maintain accuracy). We name this rule as *Rule for Kernel Replacement*. This rule not only allows us to unify all existing convolution blocks used in MobileNet, ShuffleNet, clcNet (Zhang 2018), and Xception (Chollet 2017), but also inspires the discovery of one new basic factorized convolution kernel, *Rolling Pointwise Convolution (RPW)*, and a new convolution block (Depthwise (DW) + RPW), which turn out to be more efficient than existing factorized kernel designs.

Rigorous evaluations on real-world image datasets (e.g., CIFAR-10/100 (Krizhevsky and Hinton 2009), and ImageNet (Deng et al. 2009)), demonstrate the strength of our architecture optimizer in terms of model accuracy, FLOPs and parameters.

Related Work

Neural Architecture Search (NAS) NAS methods have been widely studied to automatically construct efficient CNN architectures, including evolutionary algorithms (Real et al. 2017, 2018; Stanley and Miikkulainen 2002), hill climbing (Elsken, Metzen, and Hutter 2017); multi-objective search (Elsken, Metzen, and Hutter 2018; Zhou and Damos 2018), and reinforcement learning (RL) (Real et al. 2017; Liu et al. 2017, 2018; Baker et al. 2016; Zoph et al. 2018). Although NAS methods can build high-quality CNN architecture, they have two major drawbacks. First, they require prohibitively expensive computing power and add significant overhead to the design time. For instance, the RL method in (Zoph et al. 2018) requires 500 Nvidia P100 GPUs for more than 4 days to evaluate 20000 candidate neural networks, even after adopting many proxy tasks techniques including early stopping with few epochs, running on a small dataset, and limiting the kernel numbers. Second, the NAS method can identify the design, but it does not explain the general rule behind to obtain such a design, which limits its applicability. Once the task changes, one has to run NAS again. In contrast, our static architecture optimizer gives an alternative solution, which offers a clear and reproducible design procedure while not requiring any training in the architecture search process.

Kernel Factorization Combining several factorized kernels into a convolution block offers another way to improve the computation efficiency of CNN architecture designs while maintaining the prediction power. Existing factorized kernels can be divided into four categories: 1) Pointwise Convolution (PW) (Szegedy et al. 2017), which is a standard convolution with 1×1 spatial size; 2) Group Convolution (GC) (Krizhevsky, Sutskever, and Hinton 2012) that divides input channels into several groups and performs standard convolution within each group; 3) Depthwise Convolution (DW) (Sifre and Mallat 2014) which calculates spatial convolution per channel or can be regarded as an extreme case of GC when the group number equals the number of the input channels; 4) Group Pointwise Convolution (GPW) (Zhang et al. 2018) that further splits PW into groups. Previously, researchers combine some of the factorized kernels into convolution blocks. For example, Xception (Chollet 2017) and MobileNet (Howard et al. 2017) choose DW+PW; ShuffleNet (Zhang et al. 2018) utilizes a sandwich-like struc-

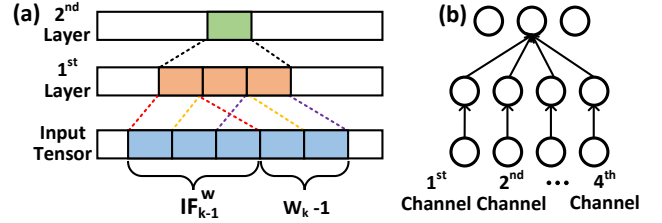


Figure 1: Illustration of Information Field (*IF*).

ture (GPW+DW+GPW) with channel shuffle; clcNet (Zhang 2018) adopts GC+GPW along with data interleave. However, the underlying reason why these designs can be successful is not clear. In this paper, we use the idea of *IF* to unify these previous convolution blocks. In addition, we create a new type of factorized convolution kernel, named *Rolling Pointwise Convolution (RPW)*, and a new convolution block (DW+RPW) that can outperform the previous designs.

Information Field

In this section, we present *Information Field (IF)* for measuring the representation ability of each neuron in a convolution layer. Then, we derive the *Information Field Gain (IF Gain)* for quantifying the representation ability change when an additional convolution layer is inserted. This *IF Gain* is sensitive to the location, type, and combination of the inserted convolution layer, thus guiding the CNN design. We demonstrate the effectiveness of *IF Gain* in quantifying representation ability, in terms of its impact on accuracy.

Our information field is inspired by an existing metric, *receptive field* (Sherrington 1906), which quantifies the spatial area of neurons for evaluating a single neuron in the next convolution layer. This receptive field serves well for quantifying the local representation ability in a single traditional convolution layer, where a larger receptive field leads to higher accuracy. However, the receptive field fails to quantify the global representation ability across layers, when a large number of convolution layers with diverse receptive fields stacked in a CNN stage. Moreover, the receptive field fails to consider the channel number, which becomes critical in modern convolution layers (e.g., Depthwise convolution and Channel-wise convolution). By contrast, our *IF* provides the first global metric for quantifying the global representation ability across layers, considering extensively the location, type, and combination of convolution layers. By quantifying the global representation ability, *IF* serves as an effective and efficient tool for guiding the CNN design without tediously enumerating and training NN architectures.

Definition of Information Field. For a CNN stage with a sequence of layers, we define the Information Field (*IF*) for the k^{th} convolution layer in the current stage as IF_k . This IF_k captures the number of neurons in the initial input tensor to the CNN stage that contributes to computing individual neurons in this layer k . This initial input tensor is the $w_0 \times w_0 \times 3$ input tensor (e.g., input image) in the first stage of a CNN, and a $w_0 \times w_0 \times c_0$ input tensor in later stages. Here, w_0 is the spatial width of the input tensor and c_0 is the channel number of the input tensor. To cater convolution layers with

diverse kernel sizes and types, our IF considers two factors of the spatial width IF_k^w for the kernel size and the channel number IF_k^c for the convolution type:

$$IF_k = (IF_k^w)^d * IF_k^c \quad (1)$$

where d is equal to 1 for 1-D convolution and 2 for 2-D convolution.

We compute recursively the spatial width IF_k^w in layer k based on the spatial width IF_{k-1}^w in the preceding layer $k-1$ and the kernel width w_k in the current layer k :

$$IF_k^w = \min(IF_{k-1}^w + w_k - 1, w_0) \quad (2)$$

A $\min()$ is applied for ensuring that the spatial width IF_k^w does not exceed the spatial width w_0 of the input tensor.

We compute recursively the channel number IF_k^c in layer k with a property function $g(\cdot, \cdot)$, that captures the channel number IF_{k-1}^c in the preceding layer $k-1$ and the convolution type T_k in the current layer k :

$$IF_k^c = \min(g(IF_{k-1}^c, T_k), c_0) \quad (3)$$

A $\min()$ is applied for ensuring that the channel number IF_k^c does not exceed the channel number c_0 of the input tensor. The property function $g(\cdot, \cdot)$ captures the information flow from the perspective of channel numbers and is designed for individual convolution types. For example, we set the property function $g(IF_{k-1}^c, PW) = c_0$ for Pointwise (PW) Convolution, since the output neuron of PW observes all input channels. Similarly, we set $g(IF_{k-1}^c, DW) = IF_{k-1}^c$ for Depth-wise Convolution (DW), since only one channel from the preceding layer $k-1$ contributes to the neuron in the current layer k . This property function $g(\cdot, \cdot)$ is designed only once for a small set of convolution types. While modern CNNs may have hundreds of convolution layers, these layers often use the same convolution type repeatedly. Thus, the property function can be written once and applied repeatedly for a large number of convolution layers.

Definition of IF Gain. We derive the IF Gain (ΔIF) to measure the impact of a convolution layer k over the model representation ability, in terms of the impact over the information field. Specifically, we define ΔIF_k as the difference in the information field with and without the layer k , adjusted with an exponential decay term:

$$\Delta IF_k = \frac{IF_k - IF_{k-1}}{IF_{k-1}} * e^{-\alpha * \frac{IF_{k-1}}{V_0}} \quad (4)$$

where $V_0 = w_0 \times w_0 \times c_0$ is the volume of the input tensor. The exponential decay term rescales the impact of the k^{th} layer with regards to the information already observed by 1^{th} to $(k-1)^{th}$ layers. This decay term is inspired by the observation that the elements in the central region of the input tensor usually have a larger impact than the newly observed elements on the margin: the central input elements have more paths to propagate their values into the output in the forward pass and larger gradient in the backward pass. Note that α is a hyperparameter that should be set larger than 0. In our empirical study, we tried multiple choices and observed no substantial difference in architecture optimization, and we

Table 1: Illustration of computing IF Gain on Variant-3.

k	Layer Type	IF_k^w	IF_k^c	IF_k	ΔIF_k
1	conv3-256	3	128	1152	-
2	conv3-256	5	128	3200	1.17
3	conv3-256	7	128	6272	0.29

Table 2: Impact of IF Gain (ΔIF) over Accuracy.

Network	ΔIF	Accuracy (%)	Δ Accuracy (%)
VGG-11	0	92.68	0
Variant-1	1.73	93.56	0.88
Variant-2	1.60	93.46	0.78
Variant-3	0.29	92.75	0.07
Variant-4	0.0	92.58	-0.10
Variant-5	0.0	92.41	-0.27

set it to 3 for the rest of this paper.

Case Study: Impact of IF Gain over Accuracy. We demonstrate the impact of diverse (ΔIF) over the accuracy. Here we generate diverse (ΔIF) by sticking to the same base model and inserting an additional convolution layer at diverse location. More study on the (ΔIF) from varying the type and combination of convolution layers will be conducted later in the evaluation section. We take VGG-11 (Simonyan and Zisserman 2015) as the baseline and generate five VGG-variants by inserting a single standard convolution before each max pooling. The inserted convolution layer has the same kernel width and channel number as its preceding layer. For example, we insert a conv3-64 before the first max pooling as the Variant-1, and a conv3-512 before the fifth max pooling as the Variant-5. We train these models on the CIFAR-10 training dataset and report the accuracy on the CIFAR-10 testing dataset. We repeat this procedure for ten times and present the average accuracy here.

Table 1 illustrates the procedure of computing ΔIF on Variant-3, which inserts an additional layer to the third stage in VGG-11. Originally, the third stage in VGG-11 contains two convolution layers (*i.e.*, the 1^{st} layer and the 2^{nd} layer in Table 1). We insert the 3^{rd} convolution layer with the same kernel width and channel number as the first two layers. The input tensor to this third stage is of shape $8 \times 8 \times 128$, leading to a V_0 of 8192. Following Equation 1 - 3, we can compute IF_k^w , IF_k^c , and IF_k recursively. The derived IF_k can be exploited for computing ΔIF following Equation 4. This procedure can be applied for other variants, leading to the ΔIF in Table 2.

Table 2 demonstrates the impact of ΔIF over accuracy. Large ΔIF of the newly inserted layer agrees with notable accuracy gain, as is the case for *Variant-1* and *Variant-2*. For the *Variant-3*, small ΔIF indicates close-to-saturation information coverage, yielding negligible accuracy improvement from the original model. Variant-4 and Variant-5 has a low ΔIF of 0, indicates that inserting convolution layers does not improve its IF . The insight is that, for an input tensor with

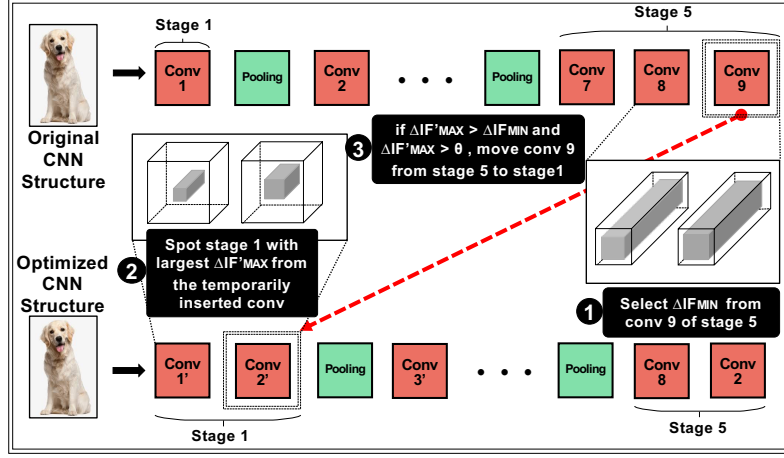


Figure 2: Illustration of the stage-level organizer for CNN architecture optimization.

a small spatial width w_0 of 2 (after 4 times of max pooling from an input image of shape $32 \times 32 \times 3$), a single convolution layer of kernel width 3 is sufficient for capturing all neurons. In fact, Variant-4 and Variant-5 show an accuracy degradation of -0.10% and -0.27% respectively. This degradation shows that a ΔIF of 0 signals overfitting since all input elements have already been observed by other kernels at such stage. Comparing across variants, Variant-1 has a larger ΔIF of 1.73 and a larger $\Delta Accuracy$ of 0.88% , compared with Variant-5 with ΔIF of 0.0 and $\Delta Accuracy$ of -0.27% . This trend demonstrates a strong correlation between the ΔIF and the $\Delta Accuracy$, thus guiding the NN design in terms of the insertion location.

Architecture Optimizer via Information Field

In this section, we build a static *Architecture Optimizer* based on IF and ΔIF . It examines the structure inefficiency in a given CNN architecture and optimizes it at two levels: the *stage level* and the *kernel level*.

Stage-Level Organizer

Our stage-level organizer as depicted in Figure 2. It manages to improve the prediction accuracy of a CNN design by iteratively removing a convolution kernel from a saturated stage or moving it to another stage with more room to absorb new information (*i.e.*, learn from more marginal elements introduced by the kernel).

Three sub-steps are conducted in each iteration. The first step is to find the convolution kernel with minimum ΔIF , which has the lowest contribution to the Information Field. In consideration of the decaying property of ΔIF within a stage, this step can be simplified to compute the ΔIF of the last convolution kernel in each stage. Comparing across stages, we select the convolution layer with the minimum IF Gain, denoted as ΔIF_{MIN} in Figure 2, and identify the corresponding stage as the *source stage*. This identified convolution layer will be either deleted or moved from the source stage to another stage, in the following steps.

The second step is to spot the stage with the largest room

for improving information field. This step follows the insight from our case study that a larger ΔIF often leads to higher accuracy. We tentatively append the convolution kernel identified in the first step to each stage and compute the corresponding ΔIF . When appending the convolution layer, the input and output channel number will be adjusted for catering to the preceding layers in the source stage and the following layer in the next stage if available. Comparing across stages, we can find the one, called *target stage*, with maximum ΔIF for the appended layer ($\Delta IF'_{MAX}$ in Figure 2).

The third step decides whether moving the last convolution layer from the source stage to the target stage or simply removing this layer. When moving the convolution layer, we adjust the input channel number and the output channel number with the same strategy in the second step. This step follows the insights obtained from our case study to conduct architecture optimization. There are three key choices: 1) If $\Delta IF'_{MAX} > \Delta IF_{MIN}$ and $\Delta IF'_{MAX} > \theta$, we move the last kernel from the *source stage* and append it to the *target stage*; 2) If $\Delta IF'_{MAX} < \theta$ and $\Delta IF_{MIN} < \theta$, we just remove the last kernel from the *source stage* (no appending); 3) If $\Delta IF_{MIN} > \Delta IF'_{MAX}$ and $\Delta IF_{MIN} > \theta$, we keep the original structure and terminate our optimization procedure. Here the hyperparameter θ is the border we draw empirically to distinguish underfitting from overfitting. For example, θ is set to 0 for VGG. Following this iterative optimization procedure, our organizer manages to mitigate the structure-level inefficiency in a CNN design via static architecture optimization. The experimental results of the organizer can be found in the evaluation section.

Kernel-Level Decomposer

At the kernel level, our *decomposer* reduces the computational cost of a CNN architecture design, by substituting its *standard convolution kernels* with less computational expensive *convolution blocks*. The key challenge here is to construct such an efficient and effective *convolution block* with multiple factorized kernels. Previous manual efforts by domain experts have made some progress (Sandler et al. 2018; Zhang 2018; Zhang et al. 2018), but the underlying design

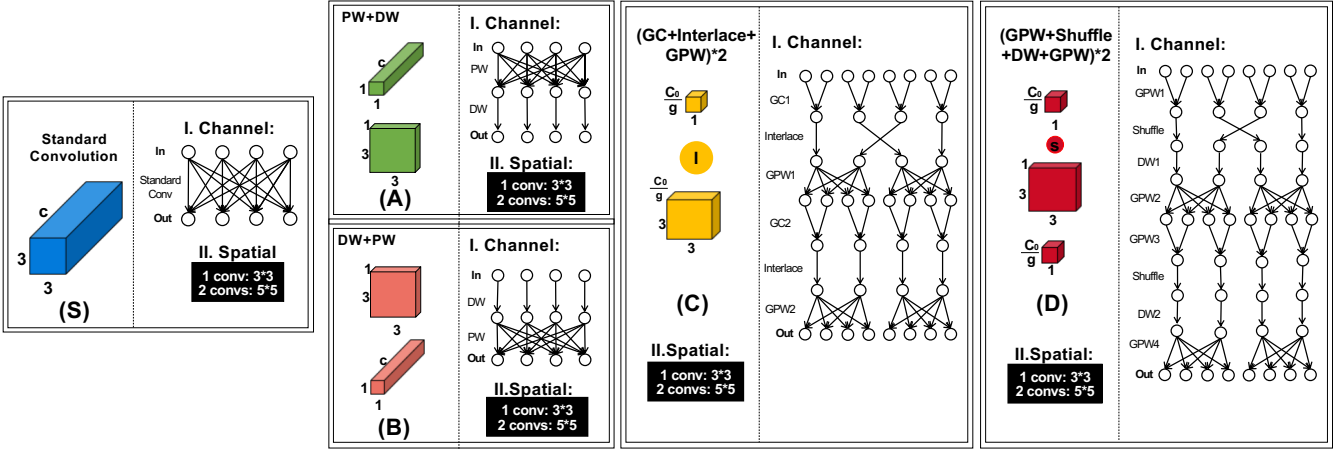


Figure 3: Illustration of the IF , both in the channel (I) and spatial (II) dimension, for the standard kernels (S) and previous convolution blocks (A-D). g is the number of groups for GC and GPW. The arrow denotes the flow from inputs to outputs in the channel dimension, and the number of input channels that could flow into an output neuron would be the channel dimension of IF for that block. We omit the process of computing the spatial size of IF , while only giving the computed result based on Equation 1 in the figure.

principle remains unclear. In this paper, we provide the first easy-to-follow design principle, *Rule of Kernel Replacement*, to guide the design of efficient convolution blocks.

Rule of Kernel Replacement To avoid significant accuracy degradation and achieve computation efficiency, a convolution block N can replace the standard convolution kernels S only if two conditions are satisfied: 1) *Quality Condition*: $IF(N) = IF(S)$ for the same input tensor; 2) *Compact Condition*: $IF(N - x) < IF(S)$ if we remove a factorized kernel x from N . The former ensures the effectiveness of N with regards to its learning capacity, while the latter guarantees its optimality in terms of computation efficiency. The rule helps us unify the previous construction of the convolution block, as well as inspires us to build a new convolution blocks and one efficient factorized kernel.

Unifying Existing Convolution Blocks This section shows that the previous four convolution blocks follow the *Rule of Kernel Replacement*: they have the same IF as the standard convolutions and they are already in the compact form that cannot be further simplified. Figure 3 depicts the IF for a standard convolution block (S) and four previously explored convolution blocks (A-D), in their spatial and channel dimensions. As shown in Figure 3 (S), the IF spatial size IF_1^w for S is 3 for one standard convolution and IF_2^w is 5 when two standard convolutions are packed together in the block. The IF channel dimension IF_k^c for S equals the number of the input channels to the block.

Convolution block A (adopted by Xception (Chollet 2017)) and B (applied in MobileNet (Howard et al. 2017; Sandler et al. 2018)) follow a similar structure. Both A and B successfully maintain the same IF with that of S with one standard kernel. Specifically, the spatial coverage is managed by DW³ and channel coverage is taken care of by PW, which com-

³Definitions of factorized kernels like DW can be found in the Related Work Section.

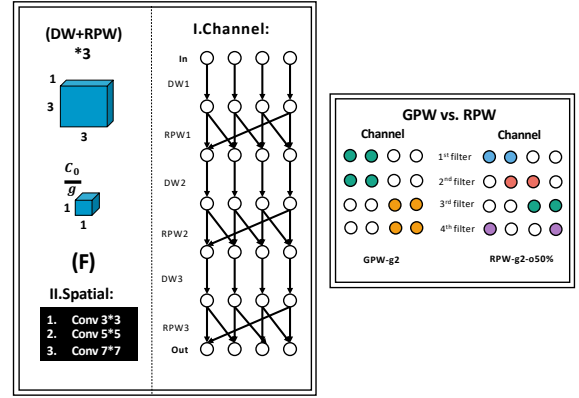


Figure 4: **Left**: DW+RPW convolution block design. **Right**: Comparison of RPW kernel with GPW kernel. Note that in RPW, adjacent filters overlap in channel dimensions.

municates the information among all input channels. Convolution block C (used in clcNet (Zhang 2018)) and D (utilized by ShuffleNet (Zhang et al. 2018)), on the other hand, achieve the same IF with that of S with two standard kernels. Take block C (shown in Figure 3 (C)) as an example, one combination of GC, Interlace, and GPW, can perceive the same spatial region but only half of the entire input channels, compared to a standard convolution kernel. But with one extra GC+Interlace+GPW, the channel dimension gets full coverage. Thus, the IF is the same for the block with $(GC+Interlace+GPW) * 2$ and two standard convolutions. The proof of the compactness for four convolution blocks is omitted, but it is clear from the plot that if we remove any of the factorized kernels, the IF cannot be maintained.

New Designs Inspired by the *Rule of Kernel Replacement*, we discover an unexplored convolution block and a new type of factorized kernel, shown in Figure 4. The convolution block we come up with composes of a DW and a Rolling-

Pointwise Convolution (RPW), as shown in the left side of Figure 4 (model F). The comparison between RPW and GPW is presented in the right side of Figure 4. Different from GPW, RPW is the new factorized convolution kernel we invented, where adjacent convolution filters partially overlap in the channel dimension. The overlapped part serves as a bridge to communicate the different channel information and allows the later kernel to observe different channels without channel shuffle. Specifically, there are two parameters that come with RPW: group number g and overlap ratio o . For instance, RPW- $g \times o \times Y\%$ denotes each filter in the convolution kernel takes $\frac{1}{g}$ number of input channels, while adjacent filters in RPW have $o \times Y\%$ overlap in their consumed channels. The newly designed block outperforms previous designs in accuracy, memory and computation efficiency, which are detailed in our evaluation.

Evaluation

To validate the effectiveness of the architecture optimizer, we run comprehensive experiments on the state-of-the-art CNN models (VGG16 and VGG19 (Simonyan and Zisserman 2015), MobileNet (Howard et al. 2017) and ResNet50 (He et al. 2016)). The major reason of choosing these CNN models are 1) VGG16 and VGG19 are two most classic CNNs with linearly stacked layers; 2) MobileNet is the representative lightweight model with DW+PW convolution block; 3) ResNet50 is the representative model with the non-linearly stacked layers (residual connections).

We use CIFAR-10 (CIFAR-100) (Krizhevsky and Hinton 2009) and ImageNet (Deng et al. 2009) dataset for evaluation. CIFAR-10 consists of 60000 32x32 colour images in 10 classes, with 6000 images per class. CIFAR-100 dataset is just like the CIFAR-10, except it has 100 classes containing 600 images each. ImageNet is a large dataset of over 14 million images with up to 1,000 output classes, and it is mainly used for computer vision research.

We follow the convention settings (Li et al. 2016) for training and testing on CIFAR-10 and CIFAR-100: learning rate starts from 0.1 and decays by the factor of 0.1 after 150 and 250 epochs, with 350 epochs in total. We adopt SGD (Tieleman and Hinton 2012) with 0.9 momentum and $5e-4$ for the weight decay. We apply normalization for the input image with (0.491, 0.482, 0.446) for each RGB channel as the mean and (0.247, 0.243, 0.261) for standard deviation, respectively. And we select two state-of-the-art Pytorch CNNs implementations on CIFAR-10⁴ and CIFAR-100⁵, respectively.

For ImageNet evaluation, we use the official Pytorch implementations⁶ and choose learning rate starts with 0.1 with total 120 epochs, we adopt SGD (Tieleman and Hinton 2012) with 0.9 momentum and $1e-4$ weight decay. We also apply normalization for the input image with (0.485, 0.456, 0.406) for each RGB channel as the mean and (0.229, 0.224, 0.225) for standard deviation. And we select the baseline pre-trained model on ImageNet from Pytorch official website⁷ for comparison. Note that for all evaluations, we report the model

Table 3: Performance comparison (CIFAR-10) between original CNNs and reorganized structures.

Network	MFLOPs	Param.	Acc. (%)
VGG16	310	14.73M	92.64
VGG16-opt	370	5.10M	92.95
VGG19	400	20.04M	91.91
VGG19-opt	490	8.09M	92.89
MobileNet	50	3.22M	90.67
MobileNet-opt	50	1.13M	92.05
ResNet50	1,300	23.52M	93.75
ResNet50-opt	1,310	17.24M	95.79

Table 4: Performance comparison (CIFAR-100) between original CNNs and reorganized structures.

Network	MFLOPs	Param.	Acc. (%)
VGG16	330	34.02M	72.93
VGG16-opt	390	24.39M	74.64
VGG19	420	39.33M	72.23
VGG19-opt	500	27.38M	74.00
MobileNet	50	3.32M	65.98
MobileNet-opt	50	1.23M	71.45
ResNet50	1,310	23.71M	77.39
ResNet50-opt	1,380	21.89M	78.25

accuracy on test data, and get the MFLOPs and Parameter size by using Pytorch-OpCounter (Zhu 2020) package.

Stage-Level Organizer

This experiment aims to demonstrate the effectiveness of our stage-level organizer. Specifically, we first use CIFAR-10 and CIFAR-100 for detailed analysis, and further leverage ImageNet to show our design applicability and scalability towards the challenging state-of-the-art large dataset.

Table 3 and Table 4 exhibits the performance of various CNNs optimized by the stage-level organizer, including computation complexity (in MFLOPs), parameter size, and accuracy. On CIFAR-10 and CIFAR-100, stage-level organizer improves the accuracy of four evaluated models by 1.18% and 1.90% on average, while reducing model parameters by 54.15% and 32.33% on average, respectively. We also notice on the more complicated model, such as ResNet50, the accuracy improvement is notable (2.04% on CIFAR-10 and 0.86% on CIFAR-100). The original ResNet50 model has 4 stages. Each stage contains {3, 4, 6, 3} bottleneck blocks respectively. Following the iterative optimization steps, the organizer moves the last two blocks from the third stage to the first stage and the last block from the last stage to the second stage to generate an optimized ResNet50 containing {5, 5, 4, 2} blocks in each stage. By improving total ΔIF , this optimized architecture gets both higher accuracy and fewer model parameters.

⁴github.com/kuangliu/pytorch-cifar.git

⁵github.com/weiaicunzai/pytorch-cifar100.git

⁶github.com/pytorch/examples/tree/master/imagenet

⁷pytorch.org/docs/stable/torchvision/models.html

Table 5: Performance comparison (**ImageNet**) between original CNNs and reorganized structures.

Network	MFLOPs	Param.	Acc. (%)
VGG16	15,500	138.36M	71.59
VGG16-opt	16,900	133.82M	72.17
VGG19	19,670	143.67M	72.38
VGG19-opt	21,060	141.34M	72.61
MobileNet	580	4.23M	70.60
MobileNet-opt	570	3.52M	71.05
ResNet50	4,120	25.56M	76.15
ResNet50-opt	4,130	23.67M	76.56

In addition, we observe that on the lightweight MobileNet model, which has factorized kernel designs (DW+PW) with the smallest number of parameters, our stage-level organizer also achieves a notable performance improvements (1.38% on CIFAR-10, and 5.47% on CIFAR-100). This is because our organizer finds five convolutions—four from the fourth stage and one from the last stage—which suffer from small ΔIF . By moving these convolutions to the first and second stage, we get a new architecture contains {4, 4, 2, 2, 1} convolutions in each stage, which offers a more efficient architecture in terms of less model parameters and higher accuracy performance.

On the challenging ImageNet dataset (Table 5), our stage-level organizer can still effectively reduce the number of model parameters (up to 16.7%), meanwhile improving the testing accuracy (up to 0.58%) compared with the pre-trained baseline models.

Kernel-Level Decomposer

This experiment aims to demonstrate the benefits of our brand-new kernel design. We first use VGG16-opt (with stage-level optimization) on CIFAR-10 for a detailed studies about the model accuracy, computation reduction and memory reduction. And we further highlights our new kernel scalability by applying it towards the complicated ResNet50-opt model on ImageNet dataset. Note that our RPW kernel is implemented in CUDA (NVIDIA, Vingelmann, and Fitzek 2020) and integrated with Pytorch.

Table 6 clearly demonstrates that our new convolution block achieve a better balance between the model efficiency and the prediction accuracy on VGG16-opt on CIFAR10, in contrast to DW+PW factorized kernel design. We tried three different group numbers g (2, 4, 8), as well as two overlapping ratios o (33%, 50%). Our model with DW+RPW-g2-o50% achieves a better accuracy compared to the high-performance DW+PW model while saving about 40.0% FLOPs and 40.5% parameters. With an increase in the group number, we observe a significant reduction in both computational cost and parameter usage, along with a slight degradation in prediction accuracy. This aligns well with our expectation that the group number g determines the number of input channels that GPW or RPW would take, and thus also decides the number of computations and parameters of the model.

Table 6: Performance comparison (**CIFAR-10**) of VGG16-opt variants for kernel-level design.

Network	MFLOPs	Param.	Acc.(%)
Baseline	370	9.64M	92.95
DW+PW	50	1.11M	92.12
DW+GPW-g2	30	0.67M	92.35
DW+GPW-g4	20	0.36M	88.05
DW+GPW-g8	10	0.20M	86.41
DW+RPW-g2-o33%	30	0.66M	92.52
DW+RPW-g2-o50%	30	0.66M	92.70
DW+RPW-g4-o33%	20	0.36M	91.61
DW+RPW-g4-o50%	20	0.36M	91.59
DW+RPW-g8-o33%	10	0.20M	89.86
DW+RPW-g8-o50%	10	0.20M	90.19

Table 7: Performance comparison (**ImageNet**) of ResNet50-opt variants for kernel-level design.

Network	MFLOPs	Param.	Acc.(%)
ResNet50-opt	4130	23.67M	76.56
ResNet50-opt (DW+RPW)	2550	14.34M	75.91

We also notice that our new convolution block design consistently outperforms with the ones without overlap (o) under the same number of groups (g). For example, our new design (DW+RPW-g4-o33%) outperform DW+RPW-g4 with 3.56% better accuracy. Furthermore, under the settings with same number of group in RPW, such as DW+RPW-g2-o33% vs. DW+RPW-g2-o50%, the latter with higher overlap ratio offers higher accuracy, which indicates the effectiveness of overlapping the channels for improving model accuracy performance. Moreover, we evaluate DW+RPW (g2-o50%) design for the large-size ImageNet dataset on the complicated ResNet50 model with the stage-level optimization. The result in Table 7 further demonstrates the advantage of our novel RPW kernel design in saving 39.41% parameters and 38.26% FLOPs compared with the standard convolution kernel without much compromising accuracy performance.

Conclusion

In this paper, we propose *Information Field (IF)*, an interpretable and easy-to-compute metric to guide the search of CNN designs. To illustrate the usefulness of *IF*, We build an optimizer and improve the CNN structure at the stage and kernel level. Experiments show the models generated by our optimizer achieve higher efficiency and accuracy compared with the state-of-the-art CNNs. We believe the architecture optimizer built on *IF* will offer a new paradigm for constructing efficient CNN architecture at the static time.

References

- Baker, B.; Gupta, O.; Naik, N.; and Raskar, R. 2016. Designing neural network architectures using reinforcement learning. *ICLR 2017*.
- Chollet, F. 2017. Xception: Deep learning with depthwise separable convolutions. In *Proceedings of the IEEE conference on computer vision and pattern recognition (CVPR)*, 1251–1258.
- Deng, J.; Dong, W.; Socher, R.; Li, L.-J.; Li, K.; and Fei-Fei, L. 2009. Imagenet: A large-scale hierarchical image database. In *2009 IEEE conference on computer vision and pattern recognition (CVPR)*, 248–255. IEEE.
- Elksen, T.; Metzen, J.-H.; and Hutter, F. 2017. Simple and efficient architecture search for convolutional neural networks. *arXiv preprint arXiv:1711.04528*.
- Elksen, T.; Metzen, J. H.; and Hutter, F. 2018. Efficient Multi-objective Neural Architecture Search via Lamarckian Evolution. *ICLR2019*.
- Girshick, R.; Donahue, J.; Darrell, T.; and Malik, J. 2014. Rich feature hierarchies for accurate object detection and semantic segmentation. In *Proceedings of the IEEE conference on computer vision and pattern recognition (CVPR)*, 580–587.
- He, K.; Zhang, X.; Ren, S.; and Sun, J. 2016. Deep residual learning for image recognition. In *Proceedings of the IEEE conference on computer vision and pattern recognition (CVPR)*, 770–778.
- Howard, A. G.; Zhu, M.; Chen, B.; Kalenichenko, D.; Wang, W.; Weyand, T.; Andreetto, M.; and Adam, H. 2017. MobileNets: Efficient Convolutional Neural Networks for Mobile Vision Applications. *arXiv e-prints arXiv:1704.04861*.
- Karpathy, A.; Toderici, G.; Shetty, S.; Leung, T.; Sukthankar, R.; and Fei-Fei, L. 2014. Large-scale Video Classification with Convolutional Neural Networks. In *The IEEE Conference on Computer Vision and Pattern Recognition (CVPR)*.
- Krizhevsky, A.; and Hinton, G. 2009. Learning multiple layers of features from tiny images. Technical report, Citeseer.
- Krizhevsky, A.; Sutskever, I.; and Hinton, G. E. 2012. ImageNet Classification with Deep Convolutional Neural Networks. In Pereira, F.; Burges, C. J. C.; Bottou, L.; and Weinberger, K. Q., eds., *Advances in Neural Information Processing Systems (NeurIPS)*, 1097–1105.
- Li, H.; Kadav, A.; Durdanovic, I.; Samet, H.; and Graf, H. P. 2016. Pruning filters for efficient convnets. *ICLR 2017*.
- Liu, C.; Zoph, B.; Neumann, M.; Shlens, J.; Hua, W.; Li, L.-J.; Fei-Fei, L.; Yuille, A.; Huang, J.; and Murphy, K. 2018. Progressive neural architecture search. In *Proceedings of the European Conference on Computer Vision (ECCV)*, 19–34.
- Liu, Z.; Li, J.; Shen, Z.; Huang, G.; Yan, S.; and Zhang, C. 2017. Learning Efficient Convolutional Networks Through Network Slimming. In *The IEEE International Conference on Computer Vision (ICCV)*.
- Long, J.; Shelhamer, E.; and Darrell, T. 2015. Fully convolutional networks for semantic segmentation. In *Proceedings of the IEEE conference on computer vision and pattern recognition (CVPR)*, 3431–3440.
- Ma, N.; Zhang, X.; Zheng, H.-T.; and Sun, J. 2018. Shufflenet v2: Practical guidelines for efficient cnn architecture design. In *Proceedings of the European Conference on Computer Vision (ECCV)*, 116–131.
- NVIDIA; Vingelmann, P.; and Fitzek, F. H. 2020. CUDA, release: 10.2.89. URL <https://developer.nvidia.com/cuda-toolkit>.
- Real, E.; Aggarwal, A.; Huang, Y.; and Le, Q. V. 2018. Regularized evolution for image classifier architecture search. *AAAI 2019*.
- Real, E.; Moore, S.; Selle, A.; Saxena, S.; Suematsu, Y. L.; Tan, J.; Le, Q. V.; and Kurakin, A. 2017. Large-scale evolution of image classifiers. In *Proceedings of the 34th International Conference on Machine Learning (ICML)*, 2902–2911.
- Sandler, M.; Howard, A.; Zhu, M.; Zhmoginov, A.; and Chen, L.-C. 2018. Mobilenetv2: Inverted residuals and linear bottlenecks. In *Proceedings of the IEEE Conference on Computer Vision and Pattern Recognition (CVPR)*, 4510–4520.
- Sherrington, C. S. 1906. Observations on the scratch-reflex in the spinal dog. *The Journal of physiology* 34(1-2): 1–50.
- Sifre, L.; and Mallat, S. 2014. *Rigid-motion scattering for image classification*. Ph.D. thesis, Citeseer.
- Simonyan, K.; and Zisserman, A. 2015. Very deep convolutional networks for large-scale image recognition. *ICLR 2015*.
- Stanley, K. O.; and Miikkulainen, R. 2002. Evolving neural networks through augmenting topologies. *Evolutionary computation* 10(2): 99–127.
- Szegedy, C.; Ioffe, S.; Vanhoucke, V.; and Alemi, A. A. 2017. Inception-v4, inception-resnet and the impact of residual connections on learning. In *Thirty-First AAAI Conference on Artificial Intelligence (AAAI)*.
- Tieleman, T.; and Hinton, G. 2012. Lecture 6.5-rmsprop: Divide the gradient by a running average of its recent magnitude. *COURSERA: Neural networks for machine learning* 4(2): 26–31.
- Toshev, A.; and Szegedy, C. 2014. Deeppose: Human pose estimation via deep neural networks. In *Proceedings of the IEEE conference on computer vision and pattern recognition (CVPR)*, 1653–1660.
- Wang, N.; and Yeung, D.-Y. 2013. Learning a Deep Compact Image Representation for Visual Tracking. In Burges, C. J. C.; Bottou, L.; Welling, M.; Ghahramani, Z.; and Weinberger, K. Q., eds., *Advances in Neural Information Processing Systems (NeurIPS)*, 809–817.
- Zhang, D.-Q. 2018. clcNet: Improving the Efficiency of Convolutional Neural Network using Channel Local Convolutions. In *Proceedings of the IEEE Conference on Computer Vision and Pattern Recognition (CVPR)*, 7912–7919.
- Zhang, X.; Zhou, X.; Lin, M.; and Sun, J. 2018. ShuffleNet: An Extremely Efficient Convolutional Neural Network for

Mobile Devices. In *The IEEE Conference on Computer Vision and Pattern Recognition (CVPR)*.

Zhou, Y.; and Damos, G. 2018. Neural architect: A multi-objective neural architecture search with performance prediction. In *Proc. Conf. SysML*.

Zhu, L. 2020. PyTorch-OpCounter: Count the MACs/FLOPs of your PyTorch model. URL <https://github.com/Lyken17/pytorch-OpCounter.git>.

Zoph, B.; Vasudevan, V.; Shlens, J.; and Le, Q. V. 2018. Learning transferable architectures for scalable image recognition. In *Proceedings of the IEEE conference on computer vision and pattern recognition (CVPR)*, 8697–8710.