

Generalized Multi-Output Gaussian Process Censored Regression

Daniele Gammelli, Kasper Pryds Rolsted, Dario Pacino, Filipe Rodrigues

Technical University of Denmark, DK
{daga, darpa, rodr}@dtu.dk, kasper@pryds-rolsted.dk

Abstract

When modelling censored observations, a typical approach in current regression methods is to use a censored-Gaussian (i.e. Tobit) model to describe the conditional output distribution. In this paper, as in the case of missing data, we argue that exploiting correlations between multiple outputs can enable models to better address the bias introduced by censored data. To do so, we introduce a heteroscedastic multi-output Gaussian process model which combines the non-parametric flexibility of GPs with the ability to leverage information from correlated outputs under input-dependent noise conditions. To address the resulting inference intractability, we further devise a variational bound to the marginal log-likelihood suitable for stochastic optimization. We empirically evaluate our model against other generative models for censored data on both synthetic and real world tasks and further show how it can be generalized to deal with arbitrary likelihood functions. Results show how the added flexibility allows our model to better estimate the underlying non-censored (i.e. true) process under potentially complex censoring dynamics.

Introduction

Learning well-specified probabilistic models capable of dealing with censored data is a long-standing challenge of the statistical sciences and machine learning. Censoring represents the scenario in which the value of a given observation or measurement is only partially known - e.g. observable demand upper-bounded by available supply, value of interest occurring outside the range of a measuring instrument, etc. Because of the generality of its definition, censoring arises in numerous domains and is thus historically highly relevant in multiple research fields (Ranganath et al. 2016; Jing and Smola 2017). Most importantly, from a learning perspective, if the dependent variable is censored for a non-neglectable fraction of the observations, parameter estimates obtained by standard regression approaches (e.g. OLS) are inherently biased.

Amongst classical statistical approaches, Tobit models (Tobin 1958) have characterized a unifying probabilistic framework capable of accounting for censored data through its likelihood function. Despite their attractive probabilistic interpretation, Tobit models have typically been limited to

relatively simple parameterizations (e.g. linear models) (Alik et al. 2016; Terza 1985). More recently, evidence has been gathered in favor of combinations bringing together the capabilities of censored models with more flexible architectures such as deep neural networks (Wu, Yeh, and Chen 2018) and non-parametric models such as Gaussian processes (Gammelli et al. 2020; Groot and Lucas 2012) and random forests (Li and Bradic 2020).

A specially appealing framework for censored regression is provided by Gaussian processes (GP). By explicitly handling uncertainty in a fully-Bayesian setting, GPs provide a natural framework for dealing with censored observations and inferring the latent uncensored process. Of particular interest to this work are multi-output Gaussian processes (MOGP), which extend the flexible GP framework to the vector-valued random field setup (Ivarez, Rosasco, and Lawrence 2012), showing how it is possible to obtain better predictive performance by exploiting correlations between multiple outputs across the input space, especially in situations affected by missing or noisy data (Bonilla, Chai, and Williams 2008).

In this paper, just as for the case of missing data, we suggest that exploiting correlations between multiple outputs can enable models to acquire a better understanding of the underlying non-censored process. We also draw the connection between heteroscedastic regression and censored modelling, showing how the assumption of input-dependent noise can enable for better modelling of censored data in the context of Tobit likelihoods. In this paper, we propose a heteroscedastic multi-output censored Gaussian process model (HMOCGP) as a general approach to deal with vector-valued censored data. We further show how the proposed model can easily be extended to deal with arbitrary non-Gaussian likelihood functions and the potential impact of inappropriate assumptions regarding the distribution of the residuals in terms of predictive performance. We evaluate the proposed HMOCGP against various incremental baselines on both synthetic and real-world tasks. In particular, we focus on the problem of recovering the true, i.e. non-censored, function, to which we only have partial access through censored observations. For the explored tasks, we show how the ability to leverage information from correlated sources together with the possibility of modelling input-dependent noise, allows HMOCGPs to outperform the

baselines in modelling the underlying non-censored signal.

To summarize, the main contributions of this paper are the following:

- we propose a novel extension to the multi-output Gaussian process framework that leverages information from multiple correlated outputs in order to address the censoring problem;
- we study the importance of heteroscedastic approaches and how these can achieve better predictive performance in the context of censored data;
- we position the proposed model into a general framework capable of dealing with arbitrary likelihood functions for the purpose of censored modelling;
- we evaluate the proposed model through an ablation study on both synthetic and real world datasets.

Heteroscedastic MOCGP Model

Consider a set of D output functions, $\tilde{\mathcal{Y}} = \{\tilde{y}_d(\mathbf{x})\}_{d=1}^D$, which we want to jointly model using Gaussian processes. Traditionally, the literature has considered the case in which each $\tilde{y}_d(\mathbf{x})$ is fully observable (i.e. non-censored), continuous and Gaussian distributed (although approaches have extended MOGPs to deal with a mix of continuous, categorical, binary or discrete variables (Moreno-Muñoz, Artés, and Álvarez 2018)). In this work, we are interested in the censored case in which we do not have full observability over the set of outputs $\tilde{\mathcal{Y}}$, but rather only have access to its censored version $\mathcal{Y} = \{y_d(\mathbf{x})\}_{d=1}^D$. In particular, without loss of generality, we will assume to be dealing with the case of upper-censored data, such that, for each output $d = 1, \dots, D$, the censored function $y_d(\mathbf{x})$ is upper-bounded by a given threshold $y_d^u(\mathbf{x})$ as follows:

$$y_d(\mathbf{x}) = \begin{cases} \tilde{y}_d(\mathbf{x}), & \text{if } \tilde{y}_d(\mathbf{x}) < y_d^u(\mathbf{x}) \\ y_d^u(\mathbf{x}), & \text{if } \tilde{y}_d(\mathbf{x}) \geq y_d^u(\mathbf{x}). \end{cases} \quad (1)$$

We note that the threshold $y_d^u(\mathbf{x})$ is non-constant and can itself be a function of \mathbf{x} .

In this section, we define the generative model p_θ and variational family q_ϕ characterizing the proposed HMOCGP for the purpose of censored data modelling. The resulting intractability of the posterior distribution is further approached by learning a tractable approximation through *stochastic variational inference* (SVI) (Hoffman et al. 2013; Blei, Kucukelbir, and McAuliffe 2017).

Generative model

We will assume each $y_d(\mathbf{x})$ to be distributed according to a censored-Gaussian defined by a mean vector $f_d(\mathbf{x})$ and variance vector $g_d(\mathbf{x})$. To ensure positivity, we parameterize $\eta(g_d(\mathbf{x}))$, where $\eta(\cdot)$ is any deterministic function that maps $g_d(\cdot)$ to the appropriate domain (e.g. $\eta(\cdot)$ could be modelled using an exponential or a softplus function). Concretely, let us define a vector-valued function $\mathbf{y}(\mathbf{x}) = [y_1(\mathbf{x}), \dots, y_D(\mathbf{x})]^\top$. We assume that the outputs are conditionally independent given the latent function values $\mathbf{f}(\mathbf{x}) =$

$[f_1(\mathbf{x}), \dots, f_D(\mathbf{x})]^\top$ and $\mathbf{g}(\mathbf{x}) = [g_1(\mathbf{x}), \dots, g_D(\mathbf{x})]^\top$ such that:

$$\begin{aligned} p_\theta(\mathbf{y}(\mathbf{x})|\mathbf{f}(\mathbf{x}), \mathbf{g}(\mathbf{x})) &= \prod_{d=1}^D p_\theta(y_d(\mathbf{x})|f_d(\mathbf{x}), \eta(g_d(\mathbf{x}))) = \\ &= \prod_{d=1}^D \prod_{\mathbf{x} \notin \mathcal{C}} \mathcal{N}(y_d(\mathbf{x})|f_d(\mathbf{x}), \eta(g_d(\mathbf{x}))) \\ &\quad \prod_{\mathbf{x} \in \mathcal{C}} (1 - \Phi(y_d(\mathbf{x})|f_d(\mathbf{x}), \eta(g_d(\mathbf{x})))) \end{aligned} \quad (2)$$

where Φ is the Gaussian cumulative density function (CDF) and \mathcal{C} is the set censored observations (i.e., $\mathbf{x} \notin \mathcal{C}$ if $y_d(\mathbf{x}) < y_d^u(\mathbf{x})$ and $\mathbf{x} \in \mathcal{C}$ otherwise).

Another of our main departures from previous work in the context of censored modelling is in placing multi-output Gaussian process priors on $\mathbf{f}(\mathbf{x})$ and $\mathbf{g}(\mathbf{x})$ that allow for correlations between censored functions under input-dependent noise conditions. Let us define $\Gamma = \{f, g\}$ to jointly refer to both latent mean and variance parameters of the censored-Gaussian distribution, respectively (e.g. $\Gamma_d(\mathbf{x}) = \{f_d(\mathbf{x}), g_d(\mathbf{x})\}$). We use a covariance function based on the linear model of coregionalization (LMC) to express correlations between functions $\Gamma_d(\mathbf{x})$ and $\Gamma_{d'}(\mathbf{x})$. Concretely, consider an additional set of independent latent functions $\mathcal{U} = \{u_q(\mathbf{x})\}_{q=1}^Q$ that will be linearly combined to produce D latent vectors $\{\Gamma_d(\mathbf{x})\}_{d=1}^D$. The latent functions $u_q(\mathbf{x})$ are then assumed to be drawn independently from Q independent GP priors such that $u_q(\cdot) \sim \mathcal{GP}(\mathbf{0}, k_q(\cdot, \cdot))$, where k_q can be defined as any valid covariance function, or kernel, and where for simplicity we assume zero mean. Each latent parameter is then given by:

$$\Gamma_d(\mathbf{x}) = \sum_{q=1}^Q \sum_{i=1}^{R_q} a_{d,q}^i u_q^i(\mathbf{x}), \quad (3)$$

where u_q^i are R_q i.i.d. samples from $u_q(\cdot) \sim \mathcal{GP}(\mathbf{0}, k_q(\cdot, \cdot))$ and $a_{d,q}^i \in \mathbb{R}$ are learnable parameters controlling the linear combination. Given this definition, the mean function for $\Gamma_d(\mathbf{x})$ is zero and the cross-covariance function $k_{\Gamma_d, \Gamma_{d'}} = \text{cov}[\Gamma_d(\mathbf{x}), \Gamma_{d'}(\mathbf{x})]$ is equal to $\sum_{q=1}^Q b_{d,d'}^q k_q(\mathbf{x}, \mathbf{x}')$, where $b_{d,d'}^q = \sum_{i=1}^{R_q} a_{d,q}^i a_{d',q}^i$.

Let $\mathbf{X} = \{\mathbf{x}_n\}_{n=1}^N$ be the set of common input vectors for all outputs $y_d(\mathbf{x})$. The generative model for the heteroscedastic MOGP is as follows. We sample $\mathbf{f} \sim \mathcal{N}(\mathbf{0}, \mathbf{K}^f)$ and $\mathbf{g} \sim \mathcal{N}(\mathbf{0}, \mathbf{K}^g)$, where both \mathbf{K}^f and \mathbf{K}^g are block-wise matrices with blocks given by $\{\mathbf{K}_{f_d, f_{d'}}^f\}_{d=1, d'=1}^{D, D}$ and $\{\mathbf{K}_{g_d, g_{d'}}^g\}_{d=1, d'=1}^{D, D}$ respectively. The elements in \mathbf{K}^Γ are then given by $k_{\Gamma_d, \Gamma_{d'}}(\mathbf{x}_n, \mathbf{x}_m)$, with $\mathbf{x}_n, \mathbf{x}_m \in \mathbf{X}$. In the case of equal inputs \mathbf{X} for all latent parameter vectors, \mathbf{K}^Γ can be expressed as the sum of Kronecker products $\mathbf{K}^\Gamma = \sum_{q=1}^Q \mathbf{A}_q^\Gamma \mathbf{A}_q^{\Gamma^\top} \otimes \mathbf{K}_q^\Gamma = \sum_{q=1}^Q \mathbf{B}_q^\Gamma \otimes \mathbf{K}_q^\Gamma$, where $\mathbf{A}_q^\Gamma \in \mathbb{R}^{D \times R_q}$ and $\mathbf{B}_q^\Gamma \in \mathbb{R}^{D \times D}$ have elements $\{a_{d,q}^{\Gamma, i}\}_{d=1, i=1}^{D, R_q}$ and

$\{b_{d,d'}^{\Gamma,q}\}_{d=1,d'=1}^{D,D}$ respectively and where $\mathbf{K}_q^\Gamma \in \mathbb{R}^{N \times N}$ has entries defined by $k_q^\Gamma(\mathbf{x}_n, \mathbf{x}_m)$ for $\mathbf{x}_n, \mathbf{x}_m \in \mathbf{X}$. In literature, the matrices \mathbf{B}_q^Γ are known as *coregionalization matrices*. Once we obtain the samples \mathbf{f} and \mathbf{g} , we can generate the elements in \mathbf{y} by sampling from the censored-Gaussian conditional distribution $p_\theta(\mathbf{y}(\mathbf{x})|\mathbf{f}(\mathbf{x}), \mathbf{g}(\mathbf{x}))$ as defined in Eq. 2.

Inference

Given the non-Gaussian likelihood in the definition of the HMOCGP, exact posterior inference is intractable. Hence, given a dataset $\mathcal{D} = \{\mathbf{X}, \mathbf{y}\}$, we use variational inference to jointly optimize the model's hyper-parameters and compute a tractable approximation to the posterior distribution over \mathbf{f} and \mathbf{g} by maximizing the following *evidence lower bound* (i.e. ELBO):

$$\begin{aligned} \log p_\theta(\mathbf{y}) &= \log \int p_\theta(\mathbf{y}, \mathbf{f}, \mathbf{g}) d\mathbf{f} d\mathbf{g} \\ &= \log \int \frac{q_\phi(\mathbf{f}, \mathbf{g})}{q_\phi(\mathbf{f}, \mathbf{g})} p_\theta(\mathbf{y}, \mathbf{f}, \mathbf{g}) d\mathbf{f} d\mathbf{g} \\ &= \log \mathbb{E}_{q_\phi(\mathbf{f}, \mathbf{g})} \left[\prod_{d=1}^D \frac{p_\theta(\mathbf{y}_d | \mathbf{f}_d, \mathbf{g}_d) p_\theta(\mathbf{f}_d) p_\theta(\mathbf{g}_d)}{q_\phi(\mathbf{f}_d, \mathbf{g}_d)} \right] \\ &\geq \mathbb{E}_{q_\phi(\mathbf{f}, \mathbf{g})} \left[\sum_{d=1}^D \log p_\theta(\mathbf{y}_d | \mathbf{f}_d, \mathbf{g}_d) \right] + \\ &\quad - \sum_{d=1}^D \mathbb{KL}(q_\phi(\mathbf{f}_d, \mathbf{g}_d) || p_\theta(\mathbf{f}_d) p_\theta(\mathbf{g}_d)) = \mathcal{L}(\theta, \phi), \end{aligned} \quad (4)$$

where θ is the set of model hyper-parameters - such as the coregionalization matrices \mathbf{B}_q^Γ and other kernel-specific hyper-parameters (e.g. the lengthscale in an RBF kernel) - and where ϕ is the set of variational parameters characterizing the approximate posterior distribution. Concretely, we define the following factorization for the variational approximation:

$$\begin{aligned} q_\phi(\mathbf{f}, \mathbf{g}) &= \prod_{d=1}^D q_\phi(\mathbf{f}_d) q_\phi(\mathbf{g}_d) \\ &= \prod_{d=1}^D \mathcal{N}(\mathbf{f}_d | \boldsymbol{\mu}_{f_d}, \boldsymbol{\Sigma}_{f_d}) \mathcal{N}(\mathbf{g}_d | \boldsymbol{\mu}_{g_d}, \boldsymbol{\Sigma}_{g_d}), \end{aligned} \quad (5)$$

where the variational parameters $\phi = \{\boldsymbol{\mu}_{f_d}, \boldsymbol{\mu}_{g_d}, \boldsymbol{\Sigma}_{f_d}, \boldsymbol{\Sigma}_{g_d}\}$ must be optimized. In our implementation, we represent each covariance matrix through its lower-triangular Cholesky factorization $\boldsymbol{\Sigma}_{\{f,g\}} = \mathbf{L}\mathbf{L}^\top$ and estimate \mathbf{L} instead of $\boldsymbol{\Sigma}$ to ensure positive definiteness.

Predictive Distribution

The predictive distribution for a test input \mathbf{x}_* can be approximated as

$$\begin{aligned} p(\mathbf{y}_* | \mathbf{y}) &\approx \int p_\theta(\mathbf{y}_* | \mathbf{f}_*, \mathbf{g}_*) q_\phi(\mathbf{f}_*, \mathbf{g}_*) d\mathbf{f}_* d\mathbf{g}_* \\ &= \int \prod_{d=1}^D p_\theta(y_d | f_{*,d}, g_{*,d}) q_\phi(f_{*,d}, g_{*,d}) df_{*,d} dg_{*,d}, \end{aligned} \quad (6)$$

where $q_\phi(f_{*,d}, g_{*,d}) = q_\phi(f_{*,d}) q_\phi(g_{*,d})$. If we then consider $q_\phi^*(f_d, g_d)$ as the variational approximation optimized through SVI, $q_\phi(f_{*,d})$ and $q_\phi(g_{*,d})$ can be obtained as follows:

$$q_\phi(f_{*,d}) = \int p_\theta(f_{*,d} | \mathbf{x}_{*,d}, \mathbf{f}_d) q_\phi^*(\mathbf{f}_d) d\mathbf{f}_d \quad (7)$$

$$q_\phi(g_{*,d}) = \int p_\theta(g_{*,d} | \mathbf{x}_{*,d}, \mathbf{g}_d) q_\phi^*(\mathbf{g}_d) d\mathbf{g}_d, \quad (8)$$

which requires evaluating the model's kernel function at \mathbf{x}_* . In practice, the likelihood term $p(\mathbf{y}_* | \mathbf{f}_*, \mathbf{g}_*)$ makes the integral in Eq. 6 intractable, hence, as in the case of the evidence lower bound, we resort to Monte Carlo methods to obtain an approximation.

Generalization to Arbitrary Likelihood Functions

So far we have considered the case in which each output $y_d(\mathbf{x})$ is continuous and censored-Gaussian distributed. Let us now extend the concepts introduced in previous sections to deal with arbitrary distributions. In particular, we will assume the distribution over outputs $\mathbf{y}(\mathbf{x})$ to be completely specified by a set of parameters $\boldsymbol{\gamma}(\mathbf{x}) \in \mathcal{X}^{D \times J}$, where \mathcal{X} is a generic domain for the parameters and J is the number of parameters that define the distribution for each output $\mathbf{y}_d(\mathbf{x})$. As in the censored-Gaussian case, we assume each latent parameter vector $\boldsymbol{\gamma}_j(\mathbf{x})$ to be specified as a non-linear differentiable transformation of multi-output Gaussian process priors such that $\boldsymbol{\gamma}_j(\mathbf{x}) = \boldsymbol{\eta}_j(\boldsymbol{\Gamma}_j(\mathbf{x}))$, where $\boldsymbol{\eta}_j$ is again a deterministic function mapping the GP output $\boldsymbol{\Gamma}_j$ to the appropriate domain.

To make the notation concrete, let us assume $D = 2$ correlated count variables that can take values $y_d(\mathbf{x}) \in \mathbb{N} \cup \{0\}$ that we wish to model using a Poisson distribution specified by a single (i.e., $J = 1$) rate parameter for every output $y_d(\mathbf{x})$. Given the positivity constraint of the rate, we can then define $\boldsymbol{\gamma}(\mathbf{x}) = [\eta_1(\gamma_{1,1}(\mathbf{x})), \eta_1(\gamma_{2,1}(\mathbf{x}))]^\top$, where we model η_1 using an exponential function to ensure positive values for the parameter. Following the same line of reasoning, we can easily use this general notation to redefine the censored-Gaussian model introduced in previous sections by specifying $J = 2$ and $\boldsymbol{\gamma}(\mathbf{x}) = [\eta_1(\gamma_{d,1}(\mathbf{x})), \eta_2(\gamma_{d,2}(\mathbf{x}))]^\top$, where we could assume η_1 to be the identity function for the latent mean parameter and η_2 as an exponential function to ensure positive values for the variance.

Let us now define the generative model p_θ in the general context of arbitrary likelihood functions. Concretely, given a vector-valued function $\mathbf{y}(\mathbf{x}) = [y_1(\mathbf{x}), \dots, y_D(\mathbf{x})]^\top$ and a set of parameters $\boldsymbol{\gamma}(\mathbf{x}) = [\eta_1(\gamma_{d,1}(\mathbf{x})), \eta_2(\gamma_{d,2}(\mathbf{x}))]^\top$, Eq. 2 can be re-written as:

$$\begin{aligned} p_\theta(\mathbf{y}(\mathbf{x}) | \boldsymbol{\gamma}(\mathbf{x})) &= \prod_{d=1}^D p_\theta(y_d(\mathbf{x}) | \boldsymbol{\gamma}(\mathbf{x})) = \\ &= \prod_{d=1}^D \prod_{\mathbf{x} \notin \mathcal{C}} P(y_d(\mathbf{x}) | \boldsymbol{\gamma}(\mathbf{x})) \\ &\quad \prod_{\mathbf{x} \in \mathcal{C}} (1 - F(y_d(\mathbf{x}) | \boldsymbol{\gamma}(\mathbf{x}))), \end{aligned} \quad (9)$$

where \mathcal{C} is again the set of censored observations and where P and F are, respectively, the PDF (or PMF, in the case of discrete random variables) and CDF of the assumed data distribution.

On the other hand, the variational family $q_\phi(\gamma)$ can be specified as follows:

$$\begin{aligned} q_\phi(\gamma) &= \prod_{d=1}^D \prod_{j=1}^J q_\phi(\gamma_{d,j}) \\ &= \prod_{d=1}^D \prod_{j=1}^J \mathcal{N}(\gamma_{d,j} \mid \mu_{\gamma_{d,j}}, \Sigma_{\gamma_{d,j}}), \end{aligned} \quad (10)$$

where parameters $\phi = \{\mu_{\gamma_{d,j}}, \Sigma_{\gamma_{d,j}}\}$ must be jointly optimized with kernel hyper-parameters θ by maximizing the following variational lower bound:

$$\begin{aligned} \log p_\theta(\mathbf{y}) &\geq \mathbb{E}_{q_\phi(\gamma)} \left[\sum_{d=1}^D \log p_\theta(\mathbf{y}_d \mid \gamma_d) \right] + \\ &\quad - \sum_{d=1}^D \sum_{j=1}^J \mathbb{KL}(q_\phi(\gamma_{d,j}) \parallel p_\theta(\gamma_{d,j})) = \mathcal{L}(\theta, \phi). \end{aligned} \quad (11)$$

Finally, the predictive distribution can be approximated by re-defining Eq. 6 as:

$$p(\mathbf{y}_* \mid \mathbf{y}) \approx \int \prod_{d=1}^D p_\theta(y_d \mid \gamma_{*,d}) q_\phi(\gamma_{*,d}), \quad (12)$$

where, if we consider $q_\phi^*(\gamma_d)$ as the variational approximation optimized through SVI, $q_\phi(\gamma_{*,d})$ can be obtained by solving the following integral:

$$q_\phi(\gamma_{*,d}) = \int p_\theta(\gamma_{*,d} \mid \mathbf{x}_{*,d}, \gamma_d) q_\phi^*(\gamma_d) d\gamma_d. \quad (13)$$

Experiments

In this paper, we are interested in modelling the true, non-censored data distribution. However, we assume to have only partial access to it through a set censored observations. The presence of potentially complex censoring dynamics make this problem particularly relevant from both a methodological and applied standpoint. To demonstrate its performance in terms of censored data modelling, we evaluate the proposed HMOCGP on several applications with both synthetic and real-world data.

Models

We evaluate the proposed HMOCGP¹ through an ablation study investigating the effect on performance of the various building blocks which characterize its architecture. In particular, we compare with the following models:

- *Non-Censored Gaussian Process (NCGP)*: a standard single-output GP assuming homoscedastic noise - the most common in literature. It is defined by the following likelihood function:

$$p(y(\mathbf{x}) \mid f(\mathbf{x}), \sigma) = \mathcal{N}(y(\mathbf{x}) \mid f(\mathbf{x}), \sigma^2)$$

¹Code available at: <https://github.com/DanieleGammelli/multi-output-gp-censored-regression>

- *Multi-Output Non-Censored Gaussian Process (MON-CGP)*: extends the NCGP by allowing for correlations between multiple outputs as defined by the LMC. It is defined by the following likelihood function:

$$p(\mathbf{y}(\mathbf{x}) \mid \mathbf{f}(\mathbf{x}), \sigma) = \prod_{d=1}^D \mathcal{N}(y_d(\mathbf{x}) \mid f_d(\mathbf{x}), \sigma^2)$$

- *Censored Gaussian Process (CGP)*: a single-output GP assuming censored-Gaussian likelihood. It is defined by the following likelihood function:

$$\begin{aligned} p(y(\mathbf{x}) \mid f(\mathbf{x}), \sigma) &= \prod_{\mathbf{x} \notin \mathcal{C}} \mathcal{N}(y(\mathbf{x}) \mid f(\mathbf{x}), \sigma^2) \\ &\quad \prod_{\mathbf{x} \in \mathcal{C}} (1 - \Phi(y(\mathbf{x}) \mid f(\mathbf{x}), \sigma^2)) \end{aligned}$$

- *Heteroscedastic Censored Gaussian Process (HCGP)*: extends the CGP by allowing for input-dependent noise. It is defined by the following likelihood function:

$$\begin{aligned} p(y(\mathbf{x}) \mid f(\mathbf{x}), g(\mathbf{x})) &= \prod_{\mathbf{x} \notin \mathcal{C}} \mathcal{N}(y(\mathbf{x}) \mid f(\mathbf{x}), \eta(g(\mathbf{x}))) \\ &\quad \prod_{\mathbf{x} \in \mathcal{C}} (1 - \Phi(y(\mathbf{x}) \mid f(\mathbf{x}), \eta(g(\mathbf{x})))) \end{aligned}$$

- *Multi-Output Censored Gaussian Process (MOCGP)*: extends the CGP by allowing for correlations between multiple outputs. The likelihood function is given by:

$$\begin{aligned} p(\mathbf{y}(\mathbf{x}) \mid \mathbf{f}(\mathbf{x}), \sigma) &= \prod_{d=1}^D \prod_{\mathbf{x} \notin \mathcal{C}} \mathcal{N}(y_d(\mathbf{x}) \mid f_d(\mathbf{x}), \sigma^2) \\ &\quad \prod_{\mathbf{x} \in \mathcal{C}} (1 - \Phi(y_d(\mathbf{x}) \mid f_d(\mathbf{x}), \sigma^2)) \end{aligned}$$

All models were implemented using PyTorch (Paszke et al. 2019) and the universal probabilistic programming language Pyro (Bingham et al. 2019). In our experiments, we use 3 samples to approximate the intractable expectations in the ELBO and its gradients.

Training

We train each model using stochastic gradient ascent on the evidence lower bound $\mathcal{L}(\theta, \phi)$ defined in Eq. 11 using the RMSprop optimizer (Tieleman and Hinton 2012), with a fixed learning rate of 0.001. The final results on real world tasks were selected with an early-stopping procedure based on validation performance. The training of the full model (HMOCGP) took around 30 minutes for both Copenhagen and NYC datasets using a NVIDIA GeForce RTX 2080 Ti.

Synthetic Dataset

In our first experiment, we evaluate the extent to which our model can estimate the non-censored latent function by exploiting training information from a correlated output. We define the problem by sampling $D = 2$ heteroscedastic real-valued outputs $\tilde{y}_1(\mathbf{x})$ and $\tilde{y}_2(\mathbf{x})$ from a MOGP prior. We

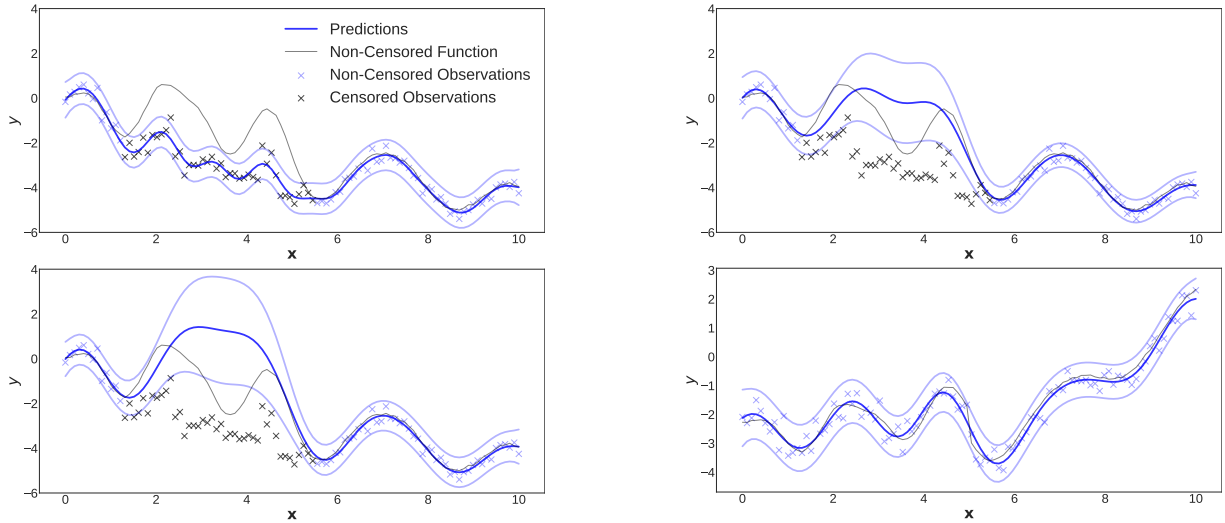


Figure 1: Comparison between NCGP (top left), CGP (bottom left) and the proposed HMOCGP (top right for the first output $y_1(\mathbf{x})$ and bottom right for the second output $y_2(\mathbf{x})$) on synthetic data. Results show how the Gaussian likelihood assumption biases the NCGP towards the observed data. On the other hand, while both CGP and HMOCGP account for censorship in the estimation of the latent non-censored function, HMOCGP is able to use information from a correlated output to achieve better predictive performance.

Table 1: Synthetic Dataset Reconstruction Results.

	NLDP
Non-Censored GP (NCGP)	589.82
Multi-Output NCGP (MONCGP)	374.79
Censored GP (CGP)	88.89
Heteroscedastic CGP (HCGP)	83.29
Multi-Output CGP (MOCGP)	64.59
Heteroscedastic MOCGP (HMOCGP)	51.32

assume the outputs share a common input set and sample $N_1 = N_2 = 100$ equally spaced samples in the input range $[0, 10]$. We further assume the first output to be affected by some latent censoring process in the interval $[1.3, 5.5]$ such that $y_1(\mathbf{x}) \leq \tilde{y}_1(\mathbf{x})$. On the other hand, we assume no censoring on the second output, thus obtaining $y_2(\mathbf{x}) = \tilde{y}_2(\mathbf{x})$. Table 1 shows results for the implemented models in terms of negative log-predictive density (NLPD) evaluated on the true, non-censored observations. Qualitatively, in Figure 1 we can see how the ability of learning from correlated outputs enables the model to better reconstruct the latent non-censored process.

Copenhagen Dataset

In this experiment, we are interested in modelling the true, latent demand of shared mobility services. In particular, our data comes from *Donkey Republic*, a major bike-sharing provider in the city of Copenhagen, Denmark. Given the presence of finite supply, censoring naturally arises every time the system is not able to satisfy all users requesting for service. Because of this, being able to account for censored data is especially relevant in the planning and decision-

making processes of shared transport modes, where the volatility of demand and the flexibility of supply modalities, require decisions to be made in strong accordance with user behavior and needs. In this experiment, we use the multi-output GP formulation to exploit spatial correlations between nearby areas in the city of Copenhagen. As in the case of the synthetic dataset, we would like to have access to the true demand process, free of any real world censorship. However, this ideal setting is impossible in the presence of real-world data, as historical demand records are intrinsically censored to some extent. Thus, in our experiments, we assume the given historical data to represent the true demand (i.e. what ideally we would like to predict), to which we then artificially apply varying intensities of censoring.

Concretely, we select $D = 2$ nearby areas in the Donkey Republic network, for which we collect the daily time-series of bike-sharing demand, $\tilde{y}_1(\mathbf{x})$ and $\tilde{y}_2(\mathbf{x})$, which we assume to be Gaussian distributed. For all those observations which we know to be censored (by analyzing the supply), we then compute $y_1(\mathbf{x}) = (1 - c) \tilde{y}_1(\mathbf{x})$, where $c \in [0.2, 0.5, 0.8]$ is a given *censoring intensity* which we use to examine the models' performance with varying severities of the censoring process, from slight to extreme, respectively. In Table 2, we can see prediction metrics evaluated through a k-fold cross-validation procedure. As in the case of synthetic data, results show how the incremental flexibility allows the proposed model to achieve better performance in capturing the latent non-censored demand process. More importantly, the relative gap between the proposed HMOCGP and the other implemented models increases in scenarios characterized by higher values of the censoring intensity c , showing a consistent understanding of the non-censored demand process also under extreme censoring dynamics.

Table 2: Copenhagen Dataset Test Results.

	$c = 0.2$		$c = 0.5$		$c = 0.8$	
	R^2	MAE	R^2	MAE	R^2	MAE
NCGP	0.54	7.68	0.51	7.94	0.46	8.29
MONCGP	0.54	7.69	0.52	7.85	0.52	7.76
CGP	0.56	7.50	0.55	7.55	0.55	7.53
HCGP	0.57	7.41	0.56	7.50	0.56	7.51
MOCGP	0.61	6.99	0.60	7.08	0.58	7.33
HMOCGP	0.61	6.98	0.60	6.99	0.59	7.18

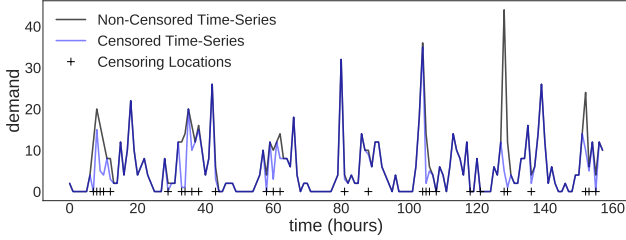


Figure 2: Example of censoring procedure.

New York City Dataset

In our last experiment, we place special emphasis on the ability of the proposed model to generalize to other likelihood functions, namely Poisson and Negative Binomial, since the latter can be very useful when trying to infer the latent true demand of goods (i.e., typically count data). For that purpose, we consider the publicly-available NYC-CitiBike dataset (CitiBike 2020). As in the previous experiment, the real uncensored demand is unavailable. Hence, for validating the proposed model, we proceed by assuming the observed demand to correspond to the true demand $\tilde{y}_d(\mathbf{x})$ and manually censor it. Since this dataset does not provide information about the supply, we use the demand at previous time-steps as a proxy for determining when the supply may have reached zero - thus corresponding to a censored observation. This differs from the previous experiment, for which we had precise information about the supply and, therefore, the set of the censored observations \mathcal{C} was known. Concretely, we assume the observation at time t to be censored with probability $P(\mathbf{x}_t \in \mathcal{C}) = 1 - \text{Sigmoid}(\text{dropoffs}_{t-1} - \text{pickups}_{t-1} + 5)$. The intuition is that censoring is more likely to happen when the number of pickups is significantly higher than the number of dropoffs in the last time steps. Based on $P(\mathbf{x}_t \in \mathcal{C})$, we then sample a set of censored observations \mathcal{C} , which we artificially censor by sampling: $y_d(\mathbf{x}) \sim \mathcal{U}(0, \tilde{y}_d(\mathbf{x}))$. Figure 2 shows an example of applying this procedure to one of the demand time-series considered. Given a train set with censored observations, the goal is to verify the ability of the different implemented models to correctly estimate the true demand for a test set.

For this experiment, we consider three randomly selected locations: Station 3386 in Carroll Gardens, Station 2002 in Williamsburg and Station 3711 in East Village. We use 1 month of hourly observations for training, 10 days for validation (for early-stopping) and another 20 days for testing.

Table 3: New York Dataset Test R^2 .

	St. 3386	St. 2002	St. 3711
Gaussian NCGP	0.241	0.466	0.172
Gaussian CGP	0.360	0.484	0.339
Gaussian HCGP	0.362	0.477	0.366
Gaussian HMOCGP	0.369	0.671	0.381
Poisson NCGP	0.352	0.466	0.141
Poisson CGP	0.383	0.476	0.181
Poisson MOCGP	0.391	0.478	0.200
NegBin NCGP	0.165	0.425	0.020
NegBin CGP	0.171	0.486	0.088
NegBin HMOCGP	0.184	0.490	0.121

For the multi-output variants, we jointly model each of the time-series with the most correlated time-series ($D = 2$) in the data after censoring (i.e. both training time-series are censored). We parameterize the Poisson likelihood with the rate given by Softplus(\mathbf{f}) in order to ensure positivity. As for the Negative Binomial likelihood, we consider the following parameterization of the PMF:

$$P(X = k) = \binom{k+r-1}{k} p^r (1-p)^k, \quad (14)$$

where r is the number of failures until the experiment is stopped and p is the probability of success. We then further parameterize the number of failures as $r = 1/\alpha$ and the log-odds for the probabilities of success as $\mu\alpha$, and proceed by placing Gaussian process priors over the vectors α and μ , using a softplus link function in order to ensure positivity whenever necessary.

Table 3 shows the obtained results for the three stations considered. For both of them, and regardless of the likelihood function considered, we can observe that the proposed HMOCGP (or MOCGP, for the Poisson case) approach outperforms its non-censored and non-multi-output counterparts. This again highlights the importance of exploiting correlations between multiple outputs to overcome the problem of censoring, and further supports our hypotheses that the proposed approach generalizes well to other assumptions regarding the distribution of the target variable. In fact, the obtained results further illustrate how violating the assumption that the residuals are Gaussian distributed can have a considerable impact on the model’s ability to infer the true/uncensored values of the target variable and its corresponding predictive performance. This is the case for Station 3386, where assuming a Poisson likelihood leads to better overall predictive performance when compared to the Gaussian likelihood that is typically used in the censored regression literature. Interestingly, we were unable to obtain better results by using the more flexible Negative Binomial likelihood, which we attribute to its recognizably difficult parameterization for regression purposes and the optimization difficulties that may arise from that during stochastic variational inference.

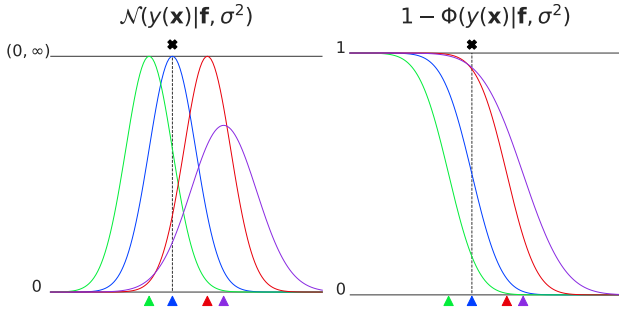


Figure 3: Likelihood contributions for the censored-Gaussian distribution for either non-censored (left) or censored (right) observations evaluated in correspondence of the dashed vertical line. Black crosses represent the assumed position for an observation $y(\mathbf{x})$, while the triangles correspond to four candidate mean values for \mathbf{f} . Through likelihood maximization, the plot shows the incentive for models to either *exactly fit* the observed value in cases of non-censored data, or to *over-estimate* it in case of censored data, where distributions over-estimating observed data correspond to higher likelihood values.

Heteroscedasticity and Censored Data

In this subsection, we aim to draw further connections between the concepts of heteroscedastic regression and censored data modelling. In particular, we attempt to give a qualitative understanding of the reasons why we suggest that allowing models to account for input-dependent noise conditions can be relevant in the context of censored data. As reviewed in previous sections, the censored-Gaussian from Eq. 2 can effectively be considered as a mixture distribution of (i) a Gaussian PDF term, and (ii) a 1-minus-Gaussian CDF term, where the mixture assignments are defined by the set of censored observations \mathcal{C} .

In practice, Figure 3 shows a visualization of the likelihood contribution from the two mixture components for a given observation. Kindly notice how, if the observation is censored (i.e. evaluated in the right plot), the purple Gaussian defined by higher variance is required to have a higher mean value $f(\mathbf{x})$ to obtain the same likelihood contribution of the red Gaussian. Concretely, the variance parameter σ directly controls the slope of the CDF function. For this reason, we suggest that, while constant noise would enforce the same amount of over-estimation for all observations, a heteroscedastic parameterization $\sigma(\mathbf{x})$ would allow the model to conditionally tune the amount of over-estimation required to better fit the unknown non-censored process.

Related Work

Historically, learning well-specified models of censored data has always attracted a lot attention in statistical research. Since their introduction, Tobit models have characterized a unifying probabilistic approach proving that, if the dependent variable in a regression model is censored for a significant fraction of the observations, the method of least squares

estimation is inappropriate. In the context of censored models however, inference is no longer analytically tractable, thus approximations become necessary during learning. For this reason, over the years, a number of estimation procedures have been developed. In (Powell 1986) for example, the author extends the Least Absolute Deviation (LAD) estimator to more general quantiles than the median, in order to better characterize the conditional output distribution. On the other hand, from a Bayesian perspective, (Chib 1992) adopts Monte Carlo integration and Laplace’s approximation for the task of posterior inference in the context of Tobit models. However, classical approaches to censored modelling have usually been characterized by simple parameterizations, such as linear models. Related to our work, in (Groot and Lucas 2012) the authors also extend the framework of Gaussian processes to the censored data regime, in which they develop an Expectation Propagation algorithm for posterior inference and where they show how the non-parametric nature of GPs can bring to better predictive performance on synthetic datasets. In our work, we build on these advances in a number of different ways, namely: (i) we assume the censoring threshold (i.e., $y^u(\mathbf{x})$) to be non-constant and itself a function of \mathbf{x} , enabling our proposed model to be effectively used in real world applications where e.g., the supply typically varies in time, (ii) we assume non-constant heteroscedastic observation noise and account for different likelihood functions, (iii) we use multi-output Gaussian process priors to model the latent parameters, thus allowing our proposed model to exploit information from potentially correlated outputs and (iv) we devise a variational bound to the marginal log-likelihood which we optimize through stochastic variational inference for scalable posterior approximation.

Conclusions

In this paper, we introduce a novel extension of heteroscedastic multi-output Gaussian processes for handling censored observations, for which we derive a variational bound suitable for stochastic optimization. We further extend the proposed framework to deal with both continuous and discrete outputs by using different likelihood functions. We also draw connections between heteroscedastic regression and censored modelling, showing how the assumption of input-dependent noise can enable models to conditionally tune the over-estimation of censored observation in the case of censored likelihoods. Ablation studies on both synthetic and real world tasks show how the ability to exploit information from correlated censored outputs enables HMOCGPs to capture potentially complex censoring dynamics.

In future work, we consider exploring different architectures suitable for amortized variational inference to approximate the intractable posterior distribution over latent variables, e.g. as in (Liu and Liu 2019). The parameterization of an inference network would enable constant computational complexity with respect to the number of observations, thus allowing the proposed model to scale to larger datasets.

References

- Allik, B.; Miller, C.; Piovoso, M. J.; and Zurakowski, R. 2016. The Tobit Kalman Filter: An Estimator for Censored Measurements. *IEEE Transactions on Control Systems Technology* 24(1): 365–371.
- Bingham, E.; Chen, J. P.; Jankowiak, M.; Obermeyer, F.; Pradhan, N.; Karaletsos, T.; Singh, R.; Szerlip, P. A.; Horsfall, P.; and Goodman, N. D. 2019. Pyro: Deep Universal Probabilistic Programming. *J. Mach. Learn. Res.* 20: 28:1–28:6. URL <http://jmlr.org/papers/v20/18-403.html>.
- Blei, D. M.; Kucukelbir, A.; and McAuliffe, J. D. 2017. Variational Inference: A Review for Statisticians. *Journal of the American Statistical Association* 112(518): 859–877. doi: 10.1080/01621459.2017.1285773. URL <https://doi.org/10.1080/01621459.2017.1285773>.
- Bonilla, E. V.; Chai, K. M.; and Williams, C. 2008. Multi-task Gaussian Process Prediction. In Platt, J. C.; Koller, D.; Singer, Y.; and Roweis, S. T., eds., *Advances in Neural Information Processing Systems* 20, 153–160. Curran Associates, Inc. URL <http://papers.nips.cc/paper/3189-multi-task-gaussian-process-prediction.pdf>.
- Chib, S. 1992. Bayes inference in the Tobit censored regression model. *Journal of Econometrics* 51(1): 79 – 99. ISSN 0304-4076. doi:[https://doi.org/10.1016/0304-4076\(92\)90030-U](https://doi.org/10.1016/0304-4076(92)90030-U). URL <http://www.sciencedirect.com/science/article/pii/030440769290030U>.
- CitiBike. 2020. NYC CitiBike: System Data. <https://www.citibikenyc.com/system-data>.
- Gammelli, D.; Peled, I.; Rodrigues, F.; Pacino, D.; Kurtaran, H. A.; and Pereira, F. C. 2020. Estimating Latent Demand of Shared Mobility through Censored Gaussian Processes.
- Groot, P.; and Lucas, P. J. 2012. Gaussian process regression with censored data using expectation propagation. 115–122.
- Hoffman, M. D.; Blei, D. M.; Wang, C.; and Paisley, J. 2013. Stochastic Variational Inference. *Journal of Machine Learning Research* 14(4): 1303–1347. URL <http://jmlr.org/papers/v14/hoffman13a.html>.
- Jing, H.; and Smola, A. J. 2017. Neural Survival Recommender. In *Proceedings of the Tenth ACM International Conference on Web Search and Data Mining, WSDM '17*, 515524. New York, NY, USA: Association for Computing Machinery. ISBN 9781450346757. doi:10.1145/3018661.3018719. URL <https://doi.org/10.1145/3018661.3018719>.
- Li, A. H.; and Bradic, J. 2020. Censored Quantile Regression Forest.
- Liu, L.; and Liu, L. 2019. Amortized Variational Inference with Graph Convolutional Networks for Gaussian Processes. volume 89 of *Proceedings of Machine Learning Research*, 2291–2300. PMLR. URL <http://proceedings.mlr.press/v89/liu19c.html>.
- Moreno-Muñoz, P.; Artés, A.; and Álvarez, M. 2018. Heterogeneous Multi-output Gaussian Process Prediction. In Bengio, S.; Wallach, H.; Larochelle, H.; Grauman, K.; Cesa-Bianchi, N.; and Garnett, R., eds., *Advances in Neural Information Processing Systems* 31, 6711–6720. Curran Associates, Inc. URL <http://papers.nips.cc/paper/7905-heterogeneous-multi-output-gaussian-process-prediction.pdf>.
- Paszke, A.; Gross, S.; Massa, F.; Lerer, A.; Bradbury, J.; Chanan, G.; Killeen, T.; Lin, Z.; Gimelshein, N.; Antiga, L.; Desmaison, A.; Kopf, A.; Yang, E.; DeVito, Z.; Raison, M.; Tejani, A.; Chilamkurthy, S.; Steiner, B.; Fang, L.; Bai, J.; and Chintala, S. 2019. PyTorch: An Imperative Style, High-Performance Deep Learning Library. In *Advances in Neural Information Processing Systems* 32, 8024–8035. Curran Associates, Inc. URL <http://papers.neurips.cc/paper/9015-pytorch-an-imperative-style-high-performance-deep-learning-library.pdf>.
- Powell, J. L. 1986. Censored regression quantiles. *Journal of Econometrics* 32(1): 143 – 155. ISSN 0304-4076. doi:[https://doi.org/10.1016/0304-4076\(86\)90016-3](https://doi.org/10.1016/0304-4076(86)90016-3). URL <http://www.sciencedirect.com/science/article/pii/0304407686900163>.
- Ranganath, R.; Perotte, A.; Elhadad, N.; and Blei, D. 2016. Deep Survival Analysis.
- Terza, J. 1985. A Tobit-type estimator for the censored Poisson regression model. *Economics Letters* 18(4): 361–365. URL <https://EconPapers.repec.org/RePEc:eee:ecole:v:18:y:1985:i:4:p:361-365>.
- Tieleman, T.; and Hinton, G. 2012. Lecture 6.5-rmsprop: Divide the gradient by a running average of its recent magnitude. *COURSERA: Neural networks for machine learning* 4(2): 26–31.
- Tobin, J. 1958. Estimation of Relationships for Limited Dependent Variables. *Econometrica* 26(1): 24–36. ISSN 00129682, 14680262. URL <http://www.jstor.org/stable/1907382>.
- Wu, W.; Yeh, M.-Y.; and Chen, M.-S. 2018. Deep Censored Learning of the Winning Price in the Real Time Bidding. In *Proceedings of the 24th ACM SIGKDD International Conference on Knowledge Discovery & Data Mining, KDD '18*, 25262535. New York, NY, USA: Association for Computing Machinery. ISBN 9781450355520. doi:10.1145/3219819.3220066. URL <https://doi.org/10.1145/3219819.3220066>.
- Ivarez, M. A.; Rosasco, L.; and Lawrence, N. D. 2012. Kernels for Vector-Valued Functions: A Review. *Foundations and Trends in Machine Learning* 4(3): 195266. ISSN 1935-8245. doi:10.1561/22000000036. URL <http://dx.doi.org/10.1561/22000000036>.