

CosmoBit: A GAMBIT module for computing cosmological observables and likelihoods

The GAMBIT Cosmology Workgroup: Janina J. Renk,^{1,2,3} Patrick Stöcker,⁴ Sanjay Bloor,^{1,2} Selim Hotinli,¹ Csaba Balázs,⁵ Torsten Bringmann,⁶ Tomás E. Gonzalo,⁵ Will Handley,^{7,8,9} Sebastian Hoof,¹⁰ Cullan Howlett,² Felix Kahlhoefer,⁴ Pat Scott,^{1,2} Aaron C. Vincent^{11,12,13} and Martin White¹⁴

¹Department of Physics, Imperial College London, Blackett Laboratory, Prince Consort Road, London SW7 2AZ, UK

²School of Mathematics and Physics, The University of Queensland, St. Lucia, Brisbane, QLD 4072, Australia

³Oskar Klein Centre for Cosmoparticle Physics, AlbaNova University Centre, SE-10691 Stockholm, Sweden

⁴Institute for Theoretical Particle Physics and Cosmology (TTK), RWTH Aachen University, D-52056 Aachen, Germany

⁵School of Physics and Astronomy, Monash University, Melbourne, VIC 3800, Australia

⁶Department of Physics, University of Oslo, N-0316 Oslo, Norway

⁷Cavendish Laboratory, University of Cambridge, JJ Thomson Avenue, Cambridge, CB3 0HE, UK

⁸Kavli Institute for Cosmology, University of Cambridge, Madingley Road, Cambridge, CB3 0HA, UK

⁹Gonville & Caius College, Trinity Street, Cambridge, CB2 1TA, UK

¹⁰Institut für Astrophysik, Georg-August Universität Göttingen, Friedrich-Hund-Platz 1, 37077 Göttingen, Germany

¹¹Department of Physics, Engineering Physics and Astronomy, Queen's University, Kingston ON K7L 3N6, Canada

¹²Arthur B. McDonald Canadian Astroparticle Physics Research Institute, Kingston ON K7L 3N6, Canada

¹³Perimeter Institute for Theoretical Physics, Waterloo ON N2L 2Y5, Canada

¹⁴Department of Physics, University of Adelaide, Adelaide, SA 5005, Australia

E-mail: janina.renk@fysik.su.se, stoecker@physik.rwth-aachen.de,
sanjay.bloor12@imperial.ac.uk

Abstract. We introduce `CosmoBit`, a module within the open-source `GAMBIT` software framework for exploring connections between cosmology and particle physics with joint global fits. `CosmoBit` provides a flexible framework for studying various scenarios beyond Λ CDM, such as models of inflation, modifications of the effective number of relativistic degrees of freedom, exotic energy injection from annihilating or decaying dark matter, and variations of the properties of elementary particles such as neutrino masses and the lifetime of the neutron. Many observables and likelihoods in `CosmoBit` are computed via interfaces to `AlterBBN`, `CLASS`, `DarkAges`, `MontePython`, `MultiModeCode`, and `plc`. This makes it possible to apply a wide range of constraints from large-scale structure, Type Ia supernovae, Big Bang Nucleosynthesis and the cosmic microwave background. Parameter scans can be performed using the many different statistical sampling algorithms available within the `GAMBIT` framework, and results can be combined with calculations from other `GAMBIT` modules focused on particle physics and dark matter. We include extensive validation plots and a first application to scenarios with non-standard relativistic degrees of freedom and neutrino temperature, showing that the corresponding constraint on the sum of neutrino masses is much weaker than in the standard scenario.

Contents

1	Introduction	2
2	Executive Summary	3
3	The cosmological standard scenario	7
3.1	Background evolution	7
3.2	Perturbations	9
4	Observational probes and likelihoods	10
4.1	Light elements from Big Bang Nucleosynthesis	12
4.2	Cosmic Microwave Background	15
4.3	Late-time cosmology: LSS, BAO and SNe Ia	19
4.4	Cosmological parameter tensions	22
5	Extensions of ΛCDM in CosmoBit	23
5.1	Inflationary cosmology	25
5.2	Neutrino masses	30
5.3	Non-standard radiation content	32
5.4	Exotic forms of energy injection	35
6	Example: neutrino masses in non-standard cosmologies	39
7	Conclusions	43
A	Quickstart	45
B	Cosmological models in GAMBIT	47
B.1	Standard cosmology – LCDM	47
B.2	Primordial power spectra & inflationary models	48
B.3	Neutrino masses	50
B.4	Non-standard radiation content	51
B.5	Energy injection	52
B.6	Cosmological nuisance parameters	53
B.7	Neutron lifetime	54
B.8	Adding a new model	55
C	Backend interfaces	55
C.1	Interface to AlterBBN	56
C.2	Interface to CLASS	60
C.3	Interface to DarkAges	67
C.4	Interface to MontePython	71
C.5	Interface to MultiModeCode	74
C.6	Interface to plc	78
D	List of capabilities	79

1 Introduction

The practice of carrying out combined likelihood analyses using multiple datasets in order to compare models and estimate their parameters is well established, both in cosmology and particle physics. Packages such as `CosmoMC` [1, 2], `MontePython` [3, 4], `Cobaya` [5] and `Cosmosis` [6] provide the ability to use combinations of observables from e.g. large-scale structure (LSS), Type Ia supernovae (SNe Ia), Big Bang Nucleosynthesis (BBN) and the cosmic microwave background (CMB) to constrain a number of different cosmological models. These range from the canonical Lambda-Cold Dark Matter (Λ CDM) cosmology, to theories of inflation, dark energy, additional neutrinos, exotic energy injection, and many others.

On the particle physics side, ‘global fitting’ frameworks such as `GAMBIT` [7, 8], `MasterCode` [9] and `HEPFit` [10] allow phenomenologists to carry out combined fits to data from the Large Hadron Collider (LHC), direct and indirect dark matter searches, flavour physics, precision Standard Model (SM) measurements, and neutrino physics. These have been applied to a number of different theories for physics beyond the SM (BSM), ranging from supersymmetry [11–15] to extended Higgs sectors [16–20], axions [21, 22], effective theories of flavour [23] and additional neutrinos [24]. Many of these BSM scenarios have additional cosmological implications not accounted for in the particle physics fits. Examples are inflationary implications of different axion theories, impacts on BBN of decaying heavy relics, and effects of neutrinos on the power spectrum of cosmological perturbations at small scales. Likewise, most beyond- Λ CDM theories are effective theories describing the impacts of new states on cosmology, with completions in terms of concrete BSM models leading to a host of potential signals in traditional particle physics experiments.

To date, no tool has been developed for combining the wealth of cosmological and particle physics datasets available, in order to simultaneously constrain theories from both sides. In this paper, as the first development in this direction, we present `CosmoBit`, which provides observable and likelihood calculations for BBN, the CMB, LSS, SNe Ia and other cosmological probes within the `GAMBIT` framework. First released in 2017, `GAMBIT` is an open-source global fitting framework that is particularly well suited for the purpose of combining information from different branches of physics, because it has been designed from the beginning to be easily extendable to new physics models and new experimental datasets. In particular, it has a modular design that allows many calculations to be reused with minimal effort if the physics model of interest is changed. `GAMBIT` can produce results in both the Bayesian and frequentist statistical frameworks using a host of advanced statistical sampling algorithms accessible via a dedicated sampling module called `ScannerBit` [25], with massive, multi-level parallelisation ensuring computational efficiency. When combined with existing `GAMBIT` modules specialised for collider [26], flavour [27], dark matter [28], neutrino [24] and precision [29] physics, `CosmoBit` allows one to use `GAMBIT` to perform joint cosmological and particle global fits for the first time.

`GAMBIT`, The Global and Modular BSM Inference Tool, is a highly flexible and modular framework for performing global analyses of physical theories. For this purpose all calculations of observables and likelihoods are separated into self-contained sub-calculations (called **module functions**), each of which provides a specific result (its **capability**) based on a set of input information (its **dependencies**). `GAMBIT` then identifies the functions required for a specific analysis at runtime and dynamically connects them in the most efficient way possible (**dependency resolution**). The result is a directed acyclic graph connecting the outputs and inputs of different functions (the **dependency tree**), which is automatically adapted if

new observables or likelihoods are added. GAMBIT may also make use of functions provided by external packages (**backends**) written in C, C++, Python 2, Python 3, Mathematica and all variants of Fortran. A function provided to GAMBIT by a **backend** is called a **backend function**.

To run GAMBIT, the user provides an input file in YAML format, selecting the **model** to analyse, choosing a sampling algorithm (**scanner**) to employ, and providing a list of all **likelihoods** and **observables** to be calculated. In this context a **model** refers to a collection of parameters, which can be interpreted by suitable **module functions** and constitute the starting points of the **dependency tree**. Chosen **likelihoods** and **observables** correspond to the **capabilities** of the **module functions** that should constitute the end points of the **dependency tree**. The aim of a global analysis with GAMBIT is then to identify the regions in parameter space that best explain the observed data and draw inferences on the underlying model. Depending on the precise question of interest, GAMBIT can either calculate the frequentist profile likelihood or the Bayesian posterior. This choice has strong implications for how to best sample the model parameters, and GAMBIT provides many different sampling strategies and statistical tools for this purpose.

In this paper, we provide a detailed description of the CosmoBit module, as well as a number of examples of global fits that can be performed with it, addressing the following cosmologically-interesting questions. What is the impact of uncertainties in the neutron lifetime on the cosmological parameters inferred from BBN? How do cosmological constraints on the sum of neutrino masses change when including realistic neutrino oscillation likelihoods? Which models of inflation are consistent with or even preferred by data? What are the cosmological constraints on dark matter models with new relativistic degrees of freedom (dark radiation)? How do decaying or annihilating relics change the reionisation history and the neutrino temperature, and what are the resulting constraints? Of course, the use of CosmoBit is not limited to these topics, and future releases will continue to expand the scope of the code.

We begin in Sec. 2 by giving an executive summary of the main features of CosmoBit. We provide background and definitions for the standard Λ CDM cosmology in Sec. 3, describe the BBN, CMB and late-time observables and likelihoods offered by CosmoBit in Sec. 4, and describe support for extensions to Λ CDM in Sec. 5. We give an example of the use of CosmoBit in Sec. 6, focused on the determination of neutrino masses in the presence of additional ultra-relativistic species and a non-standard neutrino temperature, and conclude in Sec. 7. We also provide extensive appendices, consisting of a quickstart guide (Appendix A), precise internal definitions of the cosmological models implemented in GAMBIT (Appendix B), description of interfaces to external cosmology codes relevant for CosmoBit (Appendix C), and a list of all module functions provided by CosmoBit (Appendix D).

CosmoBit is open source and part of the GAMBIT 1.5 release, available from gam-bit.hepforge.org under the terms of the standard 3-clause BSD license.¹ Likelihood and posterior samples, as well as all input files required to reproduce all validation and example plots from this paper, can be downloaded from Zenodo [30].

2 Executive Summary

In the first release of CosmoBit, we provide a number of **models** relevant for studying standard Λ CDM cosmology and several of its extensions:

¹<http://opensource.org/licenses/BSD-3-Clause>.

- Cosmological models defining the Λ CDM cosmology (see Sec. 3 and Appendix B.1);
- Inflation models providing the shape of the primordial scalar and tensor power spectra (see Sec. 5.1 and Appendix B.2);
- Neutrino mass models providing a realistic treatment of massive neutrinos (see Sec. 5.2 and Appendix B.3);
- Non-standard radiation models providing modifications of the effective number of relativistic degrees of freedom (see Sec. 5.3 and Appendix B.4);
- Exotic energy injection models providing contributions from annihilating or decaying dark matter (see Sec. 5.4 and Appendix B.5);
- A neutron lifetime model providing the option to vary the neutron lifetime and explore its effects on cosmology (see Appendix B.7);
- Cosmological nuisance parameters needed for likelihoods with nuisance parameters (see Appendix B.6).

An overview of these model groups is given in Fig. 1.

The **likelihoods** available in `CosmoBit` to constrain these models come from BBN (Sec. 4.1), the CMB (Sec. 4.2) and late-time cosmology (Sec. 4.3). The latter includes not just BAO and SNe Ia but also weak lensing and galaxy clustering. `CosmoBit` can employ the help of two external libraries when computing likelihoods:

- `plc` [31, 32]: the official Planck likelihood code, which computes likelihoods for CMB temperature, polarisation, and lensing spectra (Sec. 4.2, Appendix C.6);
- `MontePython` [3, 4]: a package for cosmological parameter inference providing an extensive database of cosmological likelihoods (Sec. 4.3, Appendix C.4).

To calculate these likelihoods, `CosmoBit` requires theoretical predictions for the relevant **observables**. We employ the following public external codes as **backends** for these calculations:

- `AlterBBN` [33, 34]: computes the abundances of light elements formed during BBN for different non-standard physics scenarios (Sec. 4.1, Appendix C.1);
- `CLASS` [35]: the cosmic linear anisotropy solving system. `CLASS` solves the Boltzmann equations in order to determine the evolution of the linear power spectrum, primarily during the recombination epoch (Appendix C.2);
- `DarkAges` [36]: a tool for computing the efficiency of energy injection by exotic particle decays or annihilations. The computed efficiencies are used by the `CLASS` extension `ExoCLASS` to determine the impact of exotic electromagnetic energy injection on the CMB (Appendix C.3);
- `MultiModeCode` [37, 38]: a tool for computing primordial power spectra for different (multifield) inflation models (Appendix C.5).

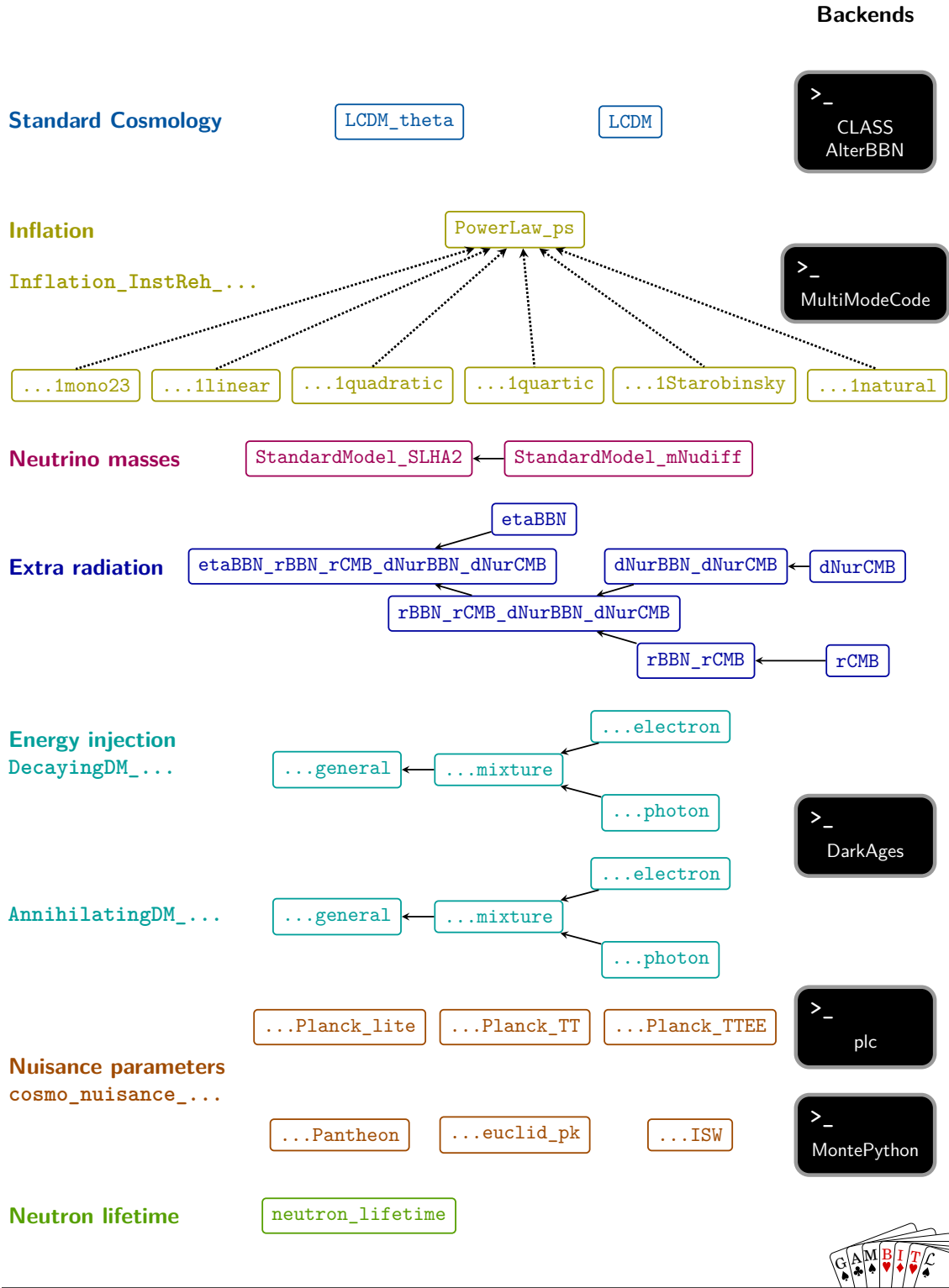


Figure 1: Overview of the **models** implemented in the first release of CosmoBit. The models are grouped into different categories indicated by different colours. Solid arrows indicate child-to-parent model relations, where a parent model is a more general version that can be unambiguously defined from the parameters of a child model. Dashed arrows indicate “friend model” translations [7], via which parameters in one model family can be interpreted in terms of the parameters of another. A cosmological model, an inflationary model and a neutrino model are required for all CosmoBit scans; other models are optional. With the exception of nuisance parameter models, the user can only choose one model from each group. The black boxes on the right indicate **backends** (external libraries) required in order to make full use of the respective models.

Backend	Capabilities & purpose	Fast-slow?	Model group(s)
AlterBBN	calculate light element abundances → helium abundance for CLASS run → BBN Likelihood	✓	Standard Cosmology Neutrino Masses Extra radiation
CLASS	calculate cosmological observables → Planck likelihoods → MontePython likelihoods	✓	Standard Cosmology Neutrino Masses Extra radiation
ExoCLASS	as for CLASS, but can also be used with annihilating and decaying dark matter models	✓	+Energy Injection
DarkAges	calculate spectrum and efficiency of energy injection into CMB → passed to ExoCLASS	✓	Energy Injection
MontePython	calculate cosmological likelihoods	✓	Nuisance parameters
MultiModeCode	calculate primordial power spectrum → passed to CLASS	✗	Inflation
plc	calculate Planck likelihoods	✗	Standard Cosmology Nuisance parameters

Table 1: Overview of the **backends** (external codes) called by CosmoBit. For each backend, the role in calculations within GAMBIT is given. The table also indicates which backends can exploit the use of *fast-slow* parameters by skipping their respective calculation if no input parameter has changed from one point to the next in parameter space. The last column provides a list of model groups from which a backend is able to make use of model parameters.

Some backends can help to decrease the runtime of a fit if a scanner supporting the use of *fast-slow* parameters is employed. This functionality allows different sets of parameters to be changed with a different frequency, such that ‘fast’ (typically nuisance) parameters – used for calculations that evaluate quickly – are changed far more frequently than ‘slow’ parameters necessary for calculations requiring a longer runtime. If from one point in parameter space to the next, no parameter changing the outcome of a calculation is modified, the calculation is skipped; instead, the previously-computed results are reported. AlterBBN, CLASS, ExoCLASS, DarkAges and MontePython currently support this feature. At the moment the only available fast-slow scanner in GAMBIT is PolyChord. However, a native support of the fast-slow functionality is under development and will be released in a future version of GAMBIT, allowing this scanning technique to be used for all likelihood calculations.

An overview of the different backends and their purposes is given in Table 1. Note, however, that the modularity of GAMBIT allows the user to replace any of these backends by a different external library of their choice. For example, instead of using CLASS for the computation of cosmological observables, one could implement an interface to CAMB [39] or PyCosmo [40]. Likewise, the calculation of the primordial element abundances could easily be provided by e.g. PArthENoPE [41, 42] or PRIMAT [43] instead of AlterBBN.

3 The cosmological standard scenario

The current concordance model for cosmology is the flat Λ CDM universe, typically defined in terms of 6 independent physical parameters. Here we will mostly follow the same convention as common in the literature and define them as the density of baryons (ω_b) and cold dark matter (ω_{cdm}), the present Hubble expansion rate (H_0), the optical depth at reionisation (τ_{reio}), and the amplitude (A_s) and spectral index (n_s) of the primordial scalar perturbations. These parameters are shown in the ‘‘Standard Cosmology’’ section of Table 4. Note that in some analyses (e.g. by Planck), H_0 is swapped for the angular acoustic scale θ_* . We assume a flat Universe (curvature $\Omega_k = 0$) as the combination of CMB and BAO data leads to $\Omega_k = 0.0007 \pm 0.0019$, consistent with zero [44].

In this Section, for convenience we briefly recap the definitions of these parameters and the main features of Λ CDM cosmology. We focus on what is currently implemented in CosmoBit; for more thorough reviews of standard cosmology, see e.g. Refs. [45, 46].

3.1 Background evolution

The assumptions of homogeneity and isotropy on large scales, i.e. the cosmological principle, uniquely determines that the geometry of the Universe is described by the Friedmann-Lemaître-Robertson-Walker (FLRW) metric [46–50]. With this ansatz, Einstein’s field equations yield the two Friedmann equations governing the evolution of the scale factor $a(t)$ (equivalently the redshift $z \equiv a_0/a - 1$, where $a_0 \equiv a(t = 0) = 1$ is the scale factor today). The first of these states that the Hubble expansion rate, $H \equiv \dot{a}/a$ (where $\dot{a} \equiv da/dt$), is proportional to the square root of the total energy density; it can be written as

$$\sum_i \rho_i / \rho_c = 1 + k/\dot{a}^2 = 1, \quad (3.1)$$

where the last equality follows from assuming a flat universe ($k = 0$). Here $\rho_c \equiv 3\bar{m}_p^2 H^2$ denotes the critical density required for exact flatness, with the reduced Planck mass $\bar{m}_p = (8\pi G)^{-1/2}$, and ρ_i is the energy density of cosmological component i , including that of the cosmological constant Λ . The second Friedmann equation describes cosmic acceleration, stating that \ddot{a} is proportional to the trace of the stress-energy tensor, $T^\mu_\mu = \sum_i (\rho_i + 3p_i)$, where p_i is the pressure of component i .

The stress-energy tensors of non-interacting components are conserved separately, $\nabla_\nu T^{\mu\nu} = 0$. For a constant equation of state, $w_i \equiv p_i/\rho_i$, the respective energy density then dilutes as $\rho_i \propto a^{-3(w_i+1)}$ with the expansion of the Universe. This implies thermalisation; in standard Big Bang cosmology the early Universe was dominated by radiation ($w_r = 1/3$), followed by an era of matter domination ($w_m = 0$), before entering the regime where the cosmological constant Λ dominates ($w_\Lambda = -1$). Today, only a small fraction of the total energy content comes from radiation, i.e. relativistic particles. The major contributions come from dark energy and two forms of non-relativistic matter, namely dark matter and baryons. The contributions of the matter components are often parametrised in terms of $\omega_i \equiv \Omega_i h^2$, with $\Omega_i \equiv (\rho_i/\rho_c)_0$ and h given by the present Hubble expansion rate as $H_0 \equiv 100 h \text{ km s}^{-1} \text{ Mpc}^{-1}$. From the values of the energy densities in matter and radiation today, one can infer the contribution from the cosmological constant. Using Eq. (3.1) and assuming the Universe is flat leads to $\omega_\Lambda = (h^2 - \omega_b - \omega_{\text{cdm}} - \omega_r) \simeq (h^2 - \omega_b - \omega_{\text{cdm}})$.

The radiation density at late times receives contributions from the CMB and any other relativistic species. These additional relativistic species are commonly parametrised in terms of

an effective number N_{eff} of fermionic degrees of freedom with temperature $T_\nu = (4/11)^{1/3} T_\gamma$:

$$\rho_r = \left[1 + \frac{7}{8} \left(\frac{4}{11} \right)^{\frac{4}{3}} N_{\text{eff}} \right] \frac{\pi^2}{15} T_\gamma^4, \quad (3.2)$$

where T_γ is the photon temperature (for $z = 0$ equal to the measured CMB temperature $T_{\gamma 0} = T_{\text{CMB}}$). The standard choice for ΛCDM is $N_{\text{eff}} = 3.045$ [51; see also 52, 53], slightly higher than the three generations of neutrinos in the SM. The deviation from 3 follows from a precise calculation of the neutrino temperature after decoupling, where corrections arise from the fact that neutrinos do not decouple instantaneously and therefore receive some energy from annihilating electron-positron pairs.

In the literature, it is common to fix T_{CMB} to the value determined from measurements of the CMB monopole by the COBE/FIRAS mission [54] and the recalibration using WMAP velocity data to $T_{\text{CMB}} = 2.72548 \pm 0.00057 \text{ K}$ [55]. In principle, however, T_{CMB} is a free parameter of ΛCDM . Given the constraining power of current datasets, neglecting the errors on T_{CMB} is justified; however, with upcoming, more precise data this simplification can lead to biases in the other cosmological parameters [56]. In addition, recent observed discrepancies between early and late-time measurements of the Hubble constant can be fully recast into a tension between the photon temperature today and at recombination, see Ref. [57] (see Sec. 4.4 for a discussion on the Hubble tension). For these reasons, we include T_{CMB} as a model parameter of ΛCDM in CosmoBit. This allows the user full flexibility in the treatment: T_{CMB} can either be varied as model parameter and constrained by the data or fixed to a given value.

During most of the (standard) cosmological evolution, entropy is largely conserved. This allows the scale factor to be related to the photon temperature as

$$T_\gamma \propto (g_{\text{eff}}^s)^{-1/3} a^{-1}, \quad (3.3)$$

where $g_{\text{eff}}^s(T)$ is the effective number of active entropic relativistic degrees of freedom at temperature T ,

$$g_{\text{eff}}^s(T) \approx \sum_B g_B \left(\frac{T_B}{T_\gamma} \right)^4 + \frac{7}{8} \sum_F g_F \left(\frac{T_F}{T_\gamma} \right)^4 \quad (3.4)$$

where the subscripts B and F denote boson and fermion degrees of freedom respectively. This relation also implies that the Big Bang was hot, as it describes the initial condition of the Universe as a plasma at high temperature. As the plasma cooled with the expansion, light elements started to form at temperatures around $T_\gamma \sim 1 \text{ MeV}$ during the epoch of Big Bang Nucleosynthesis (BBN). Measurements of primordial abundances of these light elements in today’s Universe provide the current earliest direct cosmological probe (see Section 4.1).

Much later, at temperatures $T_\gamma \sim 1 \text{ eV}$ (corresponding to a redshift of $z_{\text{rec}} \sim 1100$), protons and electrons “re”-combined to form neutral hydrogen. At that point, the photons were thus no longer tightly coupled to a charged plasma, and freely propagated until the Universe reionised due to the first starlight around $z_{\text{reio}} \sim 10$. These freely propagating photons form the present observable CMB. Observables related to the CMB photons allow precision inference of cosmological parameters (see Section 4.2). The most important parameter related to astrophysical processes – but still included in the list of ΛCDM parameters – is the effective optical depth at reionisation, τ_{reio} . It describes the partial reabsorption of CMB photons by the plasma in the late Universe.

3.2 Perturbations

Even the very early Universe was not *perfectly* isotropic and homogeneous. Instead, tiny primordial perturbations imprinted on the FLRW metric (and hence the stress-energy tensor) grew under the influence of gravity at all scales smaller than the horizon. These perturbations manifested themselves in the CMB anisotropy spectrum and, later, in all cosmological structures visible today.

The power spectrum of these primordial perturbations is usually treated as an initial condition that constitutes part of the Λ CDM model. In particular, an excellent fit to the data is obtained by simply describing the spectrum of scalar perturbations in terms of only two free phenomenological parameters, A_s and n_s . These parameters quantify the amplitude and spectral index of a scale-free power spectrum, given by

$$\mathcal{P}_\zeta(k) \equiv \frac{k^3}{2\pi^2} \langle |\zeta_k|^2 \rangle \simeq A_s \left(\frac{k}{k_\star} \right)^{n_s-1}, \quad (3.5)$$

where by default we choose a comoving pivot scale of $k_\star = 0.05 \text{ Mpc}^{-1}$. A value of $n_s = 1$ corresponds to a fully scale-invariant spectrum; the best-fit value in Λ CDM is only slightly smaller than this. Here, we express scalar perturbations in terms of the (gauge-invariant) curvature perturbation on uniform-density hypersurfaces $\zeta \equiv -\Psi - H \delta\rho/\dot{\bar{\rho}}$ [58], where Ψ is a scalar metric perturbation related to the intrinsic Ricci scalar curvature of constant time hypersurfaces as $R^{(3)} = 4\nabla^2\Psi/a^2$. On super-Hubble scales, $k \ll aH$, ζ has a single constant non-vanishing adiabatic solution [59] which satisfies Eq. (3.5).²

The most widely-accepted cosmological scenario for generating such primordial perturbations is inflation, an early epoch of accelerated expansion of space where sub-Hubble quantum fluctuations are driven beyond the Hubble radius (and in the process become classical perturbations, amplified to macroscopic scales). As the Universe continues to expand after inflation ends, these perturbations then progressively ‘re-enter the horizon’ (in the sense that they become sub-Hubble, $k \gtrsim aH$). In particular, the simplest realisation of slow-roll inflation is capable of producing, to leading order, perturbations of the type just discussed (see Section 5.1 for possible extensions).

Well within the Hubble scale, it is customary to instead express the scalar perturbations in terms of the density contrast, $\delta \equiv \delta\rho/\bar{\rho}$. As the gauge-dependence of δ is negligible on sub-Hubble scales (for standard gauge choices), its interpretation is more intuitive than that of ζ . The difference between δ and ζ is parametrised by the transfer function \mathcal{T} , which explicitly factors out the time-dependence of perturbations under the effect of gravity as the Universe expands. It is defined as

$$\langle |\delta_i(t, k)|^2 \rangle \equiv \mathcal{T}_i^2(t, k) \mathcal{P}_\zeta(k). \quad (3.6)$$

Different components of the Universe i generally evolve differently as they become smaller than the Hubble scale. In the linear regime, $\delta_i \ll 1$, the transfer function is obtained by solving the equations of motion resulting from the linearised field equations. In the following,

²Another gauge-invariant measure of scalar perturbations (often adopted in the study of inflation, for example) is the comoving curvature perturbation $\mathcal{R} = \Psi - H/(\bar{\rho} + \bar{p})\delta q$, where δq is a perturbation to the 3-momentum field. Note that \mathcal{R} is equal to ζ up to a term scaling with $[k/(aH)]^2$ which vanishes on super-Hubble scales (for a review, see e.g. Ref. [60]).

Note that if present, multiple dynamical degrees of freedom can also contribute non-vanishing isocurvature fluctuations, which can evolve on super-Hubble scales. The `MultiModeCode` package, to which `CosmoBit` is interfaced, provides some capacity for evaluating these effects during inflation, and will be discussed in detail in the following sections.

we briefly recap how such small perturbations in the main Λ CDM components evolve during the epochs of radiation, matter and cosmological constant domination.

During radiation domination, adiabatic perturbations have a relative normalisation between radiation and matter of $\delta_r/\delta_m = 4/3$ when $k \lesssim aH$. Any density contrast in the radiation fluid then quickly decays. Baryons are tightly coupled to the photons in this regime, $\delta_b \simeq \delta_\gamma$, but perturbations in a non-interacting CDM component will grow logarithmically (and in fact somewhat faster closer to matter-radiation equality, as governed by the Mészáros equation [61]).

During matter domination, linear CDM perturbations then start to grow at the same rate as the universe, $\delta_{\text{cdm}}(t) \propto a(t)$, while radiation and baryon perturbations oscillate and quickly decay once they become sub-Hubble. Pressure terms in the photon-baryon fluid lead to characteristic oscillations visible in the CMB (Section 4.2). Soon after recombination, the baryons are released from the photons and start to fall into the gravitational potentials built up by the CDM perturbations, until $\delta_b \simeq \delta_{\text{cdm}}$. In the linear regime, the CDM and baryonic density contrasts continue to grow at the same pace until the onset of Λ domination, which stalls this growth.

Once a perturbation at a given scale k starts to approach the non-linear regime, $\delta_i^k \sim 1$, the linear equations of motion can no longer adequately describe the non-linear evolution, which eventually leads to the gravitational collapse and virialisation of (proto-)halos. In Λ CDM, structure formation proceeds hierarchically, with the smallest halos forming first and later merging to form larger halos.

At the scale of galaxy clusters, the matter power spectrum defined in Eq. (3.6) is still only in the mildly non-linear regime today. On small non-linear scales, the matter power spectrum carries valuable information for cosmology. For example, it is sensitive to the mass and number of neutrinos, and to the effects of gravity on galactic scales. However, the modeling of the matter power spectrum on these small scales is subject to uncertainties related to baryonic feedback in the process of galaxy formation. Accurate modelling of these non-linearities is therefore important when using small-scale observables to test cosmological models (see e.g. Ref. [62]). Observables on large, linear scales are less affected by these modeling uncertainties and, hence, are commonly used to constrain cosmological parameters.

Such observables include the scale of baryon acoustic oscillations (BAOs)– fluctuations in the matter density, inherited from acoustic oscillations in the photon baryon fluid, and revealed by galaxy surveys – and cluster counts (see Section 4.3).

4 Observational probes and likelihoods

In this section, we review the most important observational probes from the early Universe and late-time cosmology. Further, we present the likelihoods currently available for use in CosmoBit. These measurements cover a range of different cosmological epochs and will be discussed in chronological order. Table 2 includes an overview of a selection of likelihoods provided in the first release of CosmoBit.

In the following we will present the results from a variety of scans carried out with CosmoBit. These serve both as an illustration of the many different applications of CosmoBit and as validation of our implementation of the different models and backend interfaces. Unless explicitly stated otherwise, we present results in the Bayesian framework, i.e. in terms of posterior probabilities and credible regions. To obtain these results we use the MultiNest scanning algorithm [84–86]. Our priors for the Λ CDM parameters are given in Table 3. We

Likelihood	Brief description	No. of nuisances	External library
BBN	Light element abundance measurements. Contains ^4He [46] and deuterium [63] by default; can also include ^3He and ^7Li . See Sec. C.1 for details.	0	AlterBBN
CMB	CMB Likelihoods from <i>Planck</i> , both 2018 [32] and 2015 [31]. See Sec. C.6 for details.		
<i>Low-ℓ</i>	<i>Planck low-ℓ</i> likelihoods, TT, EE, TTEE.	1	plc
<i>High-ℓ</i>	<i>Planck high-ℓ</i> likelihoods, TT, (TTTEEE), or ‘lite’ version.	16 (34) 1 (‘lite’)	plc plc
<i>Planck</i> lensing	<i>Planck</i> lensing likelihoods.	1	plc
BK14	Likelihoods from BICEP2/KECK array (2014) [64].	10	MontePython
POLARBEAR	Likelihood from measurement of CMB <i>B</i> -Modes with POLARBEAR (2014) [65].	0	MontePython
SNe Ia	Type Ia supernovae.		
JLA	Joint light-curve analysis (JLA) between SDSS-II and SNLS supernovae [66].	4	MontePython
Pantheon	Likelihood from combined Pantheon sample [67].	1	MontePython
Galaxy Clustering	Surveys analysing the clustering of galaxies.		
BAO	Correlated distance measurements using BAO from the combined SDSS BOSS-DR12 sample [68], and eBOSS-DR14 LRGs [69] and QSOs [70] (as described in [71]). Also 6dF [72], SDSS-MGS [73], WiggleZ [74], DES-Y1 [75] and earlier data releases.	0	MontePython
Growth rate of structure	Growth rate of large scale structure measurements from BOSS-DR12 (correlated with BAO measurements) [68].	0	MontePython
Power spectra	Binned measurements of the galaxy power spectra from SDSS-DR4 [76] and DR7 [77], and WiggleZ [78]	0	MontePython
Weak lensing	Weak lensing likelihoods.		
KiDS	Likelihood from KiDS tomographic weak lensing survey, from Ref. [79].		MontePython
CFHTLenS	Likelihood from CFHTLenS [80].	1	MontePython
Misc.			
HST	Hubble space telescope likelihood on the Hubble parameter [81].	0	MontePython
ISW	Likelihood based on tomographic analysis of the integrated Sachs-Wolfe effect [82].	16	MontePython
Time delay	Measurements of Quasar lensing time-delays [83].	0	MontePython

Table 2: The most relevant likelihoods available in CosmoBit. For details on adding likelihoods to the YAML file, we refer the reader to Appendix C.

Param.	Range	Prior
H_0	[50, 80] km s ⁻¹ Mpc ⁻¹	flat
ω_b	[0.020, 0.024]	flat
ω_{cdm}	[0.10, 0.15]	flat
$\ln(10^{10} A_s)$	[2.5, 3.5]	flat
n_s	[0.90, 1.10]	flat
τ_{reio}	[0.004, 0.20]	flat

Table 3: Priors adopted for 6 free parameters of Λ CDM.


emphasize that since these parameters are tightly constrained by data, our results are largely insensitive to these priors.

4.1 Light elements from Big Bang Nucleosynthesis

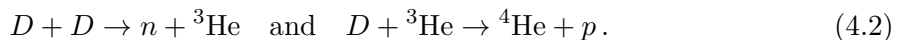
Big Bang Nucleosynthesis (BBN; see e.g. [87, 88] for reviews) refers to the formation of light elements such as deuterium, helium, lithium and beryllium in the early Universe, starting about 3 minutes after the Big Bang. This corresponds to temperatures of $T \sim 100$ keV. The resulting primordial abundances of the different elements can be predicted using well-understood SM physics. Abundance measurements of these elements in environments such as pristine gas clouds and very metal-poor stars allow us to estimate the primordial values. By comparing the predictions and observations, BBN thus provides the observational probe of cosmology that reaches the furthest back in time of all those at our current disposal.

The predicted element abundances are, for the most part, in excellent agreement with the primordial abundances inferred from observations, validating the standard picture of a hot Big Bang cosmology consistent with SM particle physics. In turn, every non-standard modification to this scenario is strongly constrained by data.

The formation of light elements is driven by a coupled system of nuclear reactions. This reaction chain starts with the formation of deuterium through the combination of a proton and a neutron, i.e.



After that, the formation of ${}^3\text{He}$ and ${}^4\text{He}$ follow through the reactions



After the synthesis of stable helium (${}^4\text{He}$), a more complex reaction network is needed to achieve the formation of beryllium, lithium and other subsequent light elements.

Two important quantities dictate the importance of a specific nuclear reaction at a given time: the expansion rate of the Universe, and the reaction rate $\Gamma \sim \langle \sigma v \rangle n$, where n is the number density of the reagents and $\langle \sigma v \rangle$ the thermally-averaged, velocity-weighted cross-section for the reaction. The expansion rate is given by $H \sim 0.33 \sqrt{g_{\text{eff}}} T^2 / \bar{m}_{\text{P}}$, where g_{eff} denotes the effective number of relativistic degrees of freedom. At high temperatures, the reaction rate is typically larger than the expansion rate and the process in question is in thermal and chemical equilibrium.

In this equilibrium state, the formation of stable elements through a complex reaction network is not efficient, as any element produced in a specific reaction will be dissociated

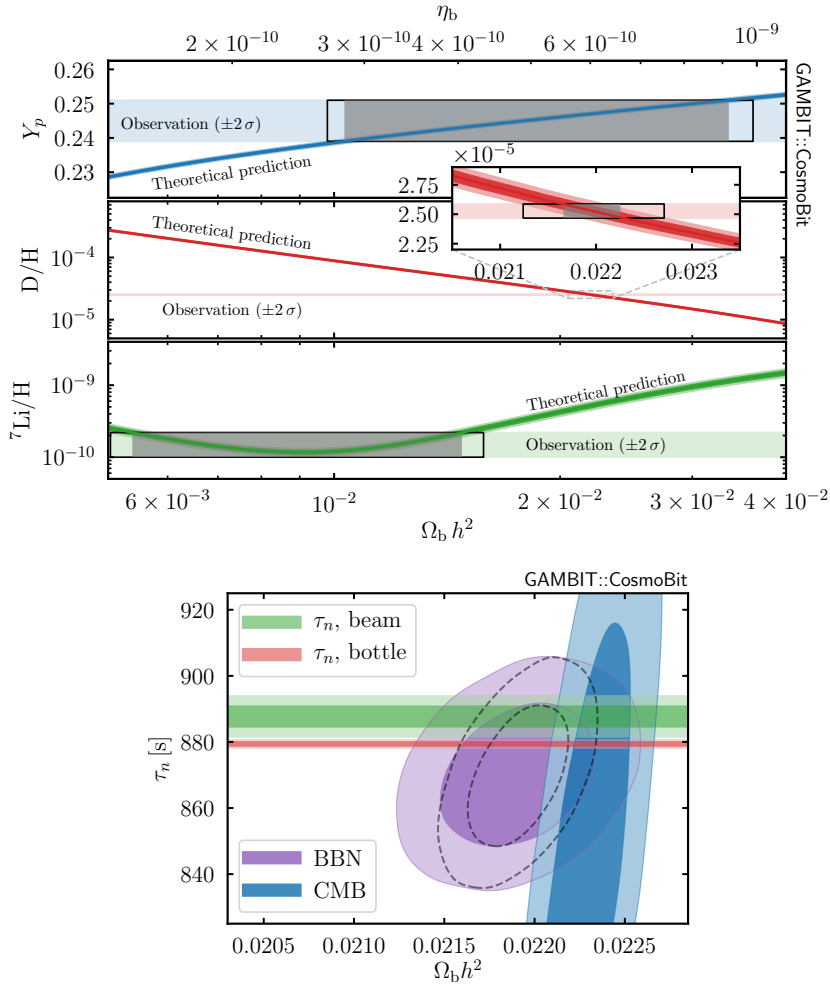


Figure 2: Comparison of cosmological and astrophysical probes of BBN. *Top:* Curved bands indicate the predicted primordial abundances and theoretical uncertainties of helium 4, deuterium and lithium 7 as a function of $\Omega_b h^2$ (equivalently, η_b) through linear propagation of the uncertainties in the reaction rates. Inner dark shading indicates the 1σ range, and lighter shading indicates the 2σ range. Horizontal bands show the 95% confidence ranges of the observed abundances [46, 63]. Solid black outlines roughly indicate the inferred uncertainty range on $\Omega_b h^2$ when theoretical uncertainties on the prediction are accounted for, whereas grey regions show the inferred uncertainty range when theoretical uncertainties on the predictions are neglected. *Bottom:* Constraint on $\Omega_b h^2$ and the neutron lifetime τ_N from BBN and CMB data. Horizontal bands refer to the laboratory measurements of the neutron lifetime from ultra-cold neutron (‘bottle’) experiments [46] and in-flight decays (‘beam’ experiments) [89]. The dashed contour indicates the BBN bound if theoretical uncertainties are neglected.

by the inverse reaction. However, once the reaction rate decreases below the expansion rate of the Universe, the reaction will drop out of chemical equilibrium and favour one specific direction until the number densities of the elements in the reaction eventually freeze out.

For this reason, the formation of light elements is very sensitive to modifications of the physics at temperature of around $T \sim 0.1\text{--}1$ MeV. In particular, any modification to the energy content of the Universe will change its expansion rate and thus affect the final

abundances of the light elements. Such modifications include extra relativistic species as well as scenarios of early dark energy. Reaction rates can also be altered by modifying initial conditions such as the baryon-to-photon ratio $\eta_b = n_b/n_\gamma$ or the (normally absent) neutrino chemical potential, both of which affect the initial number densities of neutrons and protons. We show in the left panel of Fig. 2 how the predicted abundances of various elements depend on $\Omega_b h^2$ (or equivalently η_b) as well as the constraints on these parameters obtained from measurements.

In addition to cosmological uncertainties, the reaction rates are affected by uncertainties in nuclear cross-sections and the lifetime of the neutron. These uncertainties lead to sizeable theoretical uncertainties in the predicted elemental yields, which need to be taken into account when defining the likelihood. As the elements are synthesised through a complex reaction network, these theoretical uncertainties will, in general, be correlated with each other. The bottom panel of Fig. 2 illustrates the effect of varying the neutron lifetime τ_n on the value of Ω_b inferred from BBN and Planck. We include the laboratory measurements and their uncertainties on the neutron lifetime τ_n both from ultra-cold neutron (‘bottle’) experiments ($\tau_{n,\text{bottle}} = 879.4 \pm 0.6$ (stat) s) [46] and in-flight decays (‘beam’ experiments) ($\tau_{n,\text{beam}} = 887.7 \pm 1.2$ (stat) ± 1.9 (syst) s) [89] as horizontal bands. On the one hand, this plot can be interpreted as an independent measurement of the neutron lifetime from cosmology, confirming the value measured in the laboratory. On the other hand, it illustrates the non-negligible impact of the experimental uncertainty in the neutron lifetime, which may lead to a systematic shift in the inferred central values of cosmological parameters. This effect is particularly interesting given the tension between the value of τ_n inferred from beam experiments and bottle experiments, which may be resolved by Physics beyond the Standard Model [90, 91].

Finally, we note that the primordial elemental abundances also impact the initial conditions for subsequent observational probes. A notable example is the primordial helium fraction $Y_p \equiv \rho_{\text{He}}/\rho_b$, which is an important initial condition for the physics of recombination.

Likelihood

To obtain theoretical predictions of the abundances of the light elements, the first release of CosmoBit provides an interface to AlterBBN [33, 34]. AlterBBN enables the user to study the effect of various non-standard cosmological scenarios on the abundances of light elements. It offers sophisticated methods to include correlations and uncertainties in the nuclear reaction rates in the abundance and corresponding likelihood calculations. For a detailed description of the interface to AlterBBN we refer the reader to Appendix C.1.

In practice, the covariance matrix describing the correlated theoretical uncertainties on each of the primordial abundances is computationally too expensive to compute for every parameter point in a global fit. We have therefore implemented an alternative fast method to include the correlations in the likelihood calculation. It turns out that the relative uncertainties as well as the correlation coefficients for the elements are almost constant when the relevant inputs are varied. It is therefore a reasonable approximation to fix the correlation coefficients and the relative uncertainties for all elements included in the likelihood and construct the covariance matrix by only calculating the central values with AlterBBN. For the fast method, we assume a relative theoretical uncertainty in the helium abundance Y_p and deuterium abundance D/H of

$$\frac{\sigma_{Y_p}}{Y_p} = 1.348 \times 10^{-3} \quad \text{and} \quad \frac{\sigma_{D/H}}{D/H} = 1.596 \times 10^{-2}. \quad (4.3)$$

Additionally, we assume a correlation between Y_p and D/H of 1.524%. We base these values on the results we obtain from the built-in uncertainty estimates of `AlterBBN` for various scenarios, including estimates for the correlations between the abundances, and choose the respective maximal absolute values of these scenarios to remain conservative with our uncertainty estimates. We have explicitly verified that this treatment is not only a good approximation for Λ CDM cosmologies but also holds for the various extensions of Λ CDM included in `CosmoBit` and relevant for BBN³.

Given a vector \mathbf{t} of n theoretically computed abundances, and the corresponding $n \times n$ covariance matrix C_{theo} , the likelihood can be calculated by comparing to the observed abundances \mathbf{d} :

$$-2\log\mathcal{L} = (\mathbf{t} - \mathbf{d}) C_{\text{tot}}^{-1} (\mathbf{t} - \mathbf{d})^T + (2\pi)^n \det C_{\text{tot}}, \quad (4.4)$$

where the total covariance matrix contains the contributions from both theoretical uncertainties and measurement uncertainties, $C_{\text{tot}} = C_{\text{obs}} + C_{\text{theo}}$. As shown in Fig. 2 the theoretical uncertainties are non-negligible and substantially increase the allowed ranges of parameters inferred from BBN.

By default, we include the helium and deuterium abundances from Refs. [46] and [63] respectively,

$$Y_p = 0.245 \pm 0.003, \quad D/H = (2.527 \pm 0.030) \times 10^{-5}. \quad (4.5)$$

However, it is straightforward for the user to use different measurements or to include a different set of abundances in the likelihood calculation (see Appendix C.1). Of particular interest for future studies may be the abundance of ${}^7\text{Li}$, which is in slight tension with the predictions of standard cosmology but also suffers from sizeable theoretical uncertainties.

4.2 Cosmic Microwave Background

After the formation of light elements, baryons and photons in the primordial plasma are coupled via Thomson scattering. The radiation pressure of photons causes the photon-baryon plasma to undergo acoustic oscillations. These oscillations are modulated by the effects of the plasma collapsing towards overdense regions through gravitational attraction, and by the expansion of the Universe. These so-called acoustic oscillations propagate through the plasma at the speed of sound. About 380 000 years after the Big Bang, the plasma cools down such that electrons and protons combine to form neutral hydrogen. During this epoch of recombination, photons decouple from baryons and travel almost entirely freely through the Universe. These relic photons are still observable today and form the Cosmic Microwave Background (CMB) radiation. They have an almost perfect blackbody spectrum with a temperature of $T_{\text{CMB}} = 2.7255$ K [55] with anisotropies at the level of one part in 10^5 . These anisotropies carry imprints from the acoustic oscillations, primordial density fluctuations, the evolution of the gravitational potentials and today's structure of the Universe through lensing effects.

³To this end, we only consider non-standard values of η_{BBN} and $\Delta N_{\text{ur, BBN}}$ (see appendix B.4 for a details on these parameters) when determining the appropriate estimates for the relative uncertainties and their correlations, but we do not consider any variation of the neutron lifetime as this is implicitly included in the calculation of `AlterBBN`. Furthermore, we only consider scenarios which lie within $\Delta\log\mathcal{L} \leq 10$ from the best fit value to avoid large biases from scenarios, disfavoured by data. Further details can be found in Appendix C.1.

The CMB is completely described by its temperature anisotropy, $\Theta(\hat{\mathbf{n}})$ and polarisation $P(\hat{\mathbf{n}})$. The temperature anisotropy $\Theta(\hat{\mathbf{n}})$ is defined as

$$\Theta(\hat{\mathbf{n}}) \equiv \frac{T(\hat{\mathbf{n}}) - T_{\text{CMB}}}{T_{\text{CMB}}} = \sum_{\ell=0}^{\infty} \sum_{m=-\ell}^{\ell} a_{\ell m} Y_{\ell m}(\hat{\mathbf{n}}), \quad (4.6)$$

where $T(\hat{\mathbf{n}})$ is the value of the temperature field for a given position $\hat{\mathbf{n}}$ on the sky. In the second equality, $\Theta(\hat{\mathbf{n}})$ is decomposed in terms of the spherical harmonics $Y_{\ell m}(\hat{\mathbf{n}})$ for a given integer multipole $\ell \geq 0$ and angular index $m = -\ell, \dots, +\ell$, with the coefficients $a_{\ell m}$ giving the weight of each harmonic. The monopole temperature T_{CMB} corresponds to $\ell = 0$, and the dipole, from the Doppler shift caused by our motion relative to the CMB, to $\ell = 1$.

For stochastic quantum fluctuations in the early Universe, the resulting temperature fluctuations are Gaussianly distributed, with zero mean. The cosmologically-interesting information is, therefore, contained within the 2-point correlations of the multipole moments $a_{\ell m}$, i.e. the angular power spectrum of perturbations, C_{ℓ} . As the angular power spectrum is rotationally invariant, it depends only on ℓ , not m . The theoretical expectation for the temperature power spectrum C_{ℓ}^{TT} can be written in terms of the temperature auto-correlation

$$C_{\ell}^{TT} = \frac{1}{2\ell + 1} \sum_m \langle a_{\ell m} a_{\ell m}^* \rangle, \quad (4.7)$$

where $\langle \rangle$ denotes an ensemble average over many sky realisations. In reality we have only a single Universe to observe and for any given value of ℓ , there are $2\ell + 1$ measurements with which to constrain a given C_{ℓ} , corresponding to different values of m . Thus, observations are fundamentally limited to measuring $2\ell + 1$ independent modes. This gives rise to an unavoidable cosmic variance on large scales (small ℓ), where very few realisations of the stochastic random fields are available, and the observed power spectrum may differ from its expectation value.

In addition to the temperature anisotropies in the CMB, polarisation of CMB photons provides additional information about the early Universe. As recombination does not occur instantaneously, the surface of last scattering has some finite thickness. CMB photons scatter off free electrons via Thomson scattering within the surface of last scattering. If the background radiation were isotropic, then the net result of the scatterings would introduce zero polarisation. However, any quadrupolar anisotropies in the spectrum of incoming photons lead to a linear polarisation of the resulting CMB radiation field. The polarisation can be separated into E and B modes, corresponding to ‘electric’ (gradient) and ‘magnetic’ (curl) components of the polarisation field. Similarly to temperature perturbations, E and B modes can be expressed in terms of (spin-weighted) spherical harmonics and organised into power spectra. The main origin of primordial E modes are scalar perturbations, i.e. perturbations in the density field; whereas at linear order, B modes are sourced by tensor perturbations, i.e. gravitational waves (such as from inflation). Hence, the polarisation power spectra of the CMB, C_{ℓ}^{EE} and C_{ℓ}^{BB} , provide a probe for perturbations in the early Universe. Cross-correlation spectra such as C_{ℓ}^{TE} provide an additional independent constraint, and are useful in calibrating foregrounds and instrumental effects.

In addition to the polarisation of the CMB, the second important consequence of non-instantaneous recombination is the damping of power of temperature anisotropies on small scales. During the epoch of recombination, CMB photons will scatter multiple times with

free electrons in a random walk process. The average distance a photon travels is the mean free path λ_d ,

$$\lambda_d \simeq \frac{1}{\sqrt{n_e \sigma_T H}}, \quad (4.8)$$

where σ_T is the Thomson scattering cross-section and n_e is the number density of electrons. Through n_e , the damping scale depends both on the baryon density of the Universe and on the primordial helium fraction Y_p . Through the Hubble rate H , the damping scale is sensitive to cosmological parameters related to the expansion history of the Universe prior to recombination, including the effective number of free-streaming relativistic degrees of freedom, N_{eff} .

The acoustic peaks are another important feature of the CMB power spectrum. In the early Universe baryon acoustic oscillations (BAOs) are sourced by the baryon-photon fluid, which oscillates in time and space with a period determined by its sound speed c_s . The comoving distance travelled by a sound wave of the baryon-photon fluid by time η is called the sound horizon, and is defined as

$$r_s(\eta) = \int_0^\eta d\eta' c_s(\eta'), \quad (4.9)$$

which is measured to be approximately $r_s \simeq 150$ Mpc in comoving length. The sound horizon sets the frequency of the harmonic series of modes. Modes caught at extrema of their oscillations source peaks in the CMB power spectrum. Peak positions are captured by the θ_* parameter, which depends on the angular diameter distance at which we observe the fluctuations, D_A , and the sound horizon, as $\theta_* = r_s/D_A$, allowing for the position of the first peak in the CMB power spectrum to give an extremely precise measurement of the geometry of the Universe at early times. Furthermore, analogous to mass oscillating on a spring, oscillations of the baryon-photon plasma in and out of the potential wells are sensitive to the ratio of the density of baryons to the overall density of matter. Increasing baryon density increases the rarefaction inside potential wells while correspondingly decreasing the compression away from the potential wells, changing the ratio of the amplitudes of even and odd peaks.

In addition to the intrinsic temperature fluctuations, CMB anisotropies can be sourced by velocity-dependent Doppler effects at the last scattering surface. Additionally, photons are gravitationally redshifted (or blueshifted) due to potentials at last scattering (the Sachs-Wolfe (SW) effect [92]) and time-evolving potentials along the line of sight (the integrated SW (ISW) effect). The ‘early’ ISW effect takes place just after recombination, that is, during matter domination, but at a time when the radiation density is not yet completely negligible compared to the non-relativistic one. Thus, this effect can be sensitive to new ultra-relativistic species via the matter-radiation ratio.

Another important observable accessible from measurements of the CMB is the gravitational (weak) lensing potential. Similar to variances of temperature anisotropies of intensity and polarisation, cosmological models also make distinct predictions for the lensing potential power-spectrum $C_\ell^{\phi\phi}$. Lensing of the CMB is local to the observed direction, and takes the form

$$\tilde{T}(\hat{\mathbf{n}}) = T(\hat{\mathbf{n}} + \boldsymbol{\alpha}(\hat{\mathbf{n}})), \quad (4.10)$$

(similarly for the polarisation field), where the lensing deflection angle is approximated as a pure gradient $\boldsymbol{\alpha}(\hat{\mathbf{n}}) = \nabla\phi$, and ϕ is the lensing potential. Lensing of the CMB (along with the ISW effect) provides sensitivity to the matter distribution and the growth of LSS

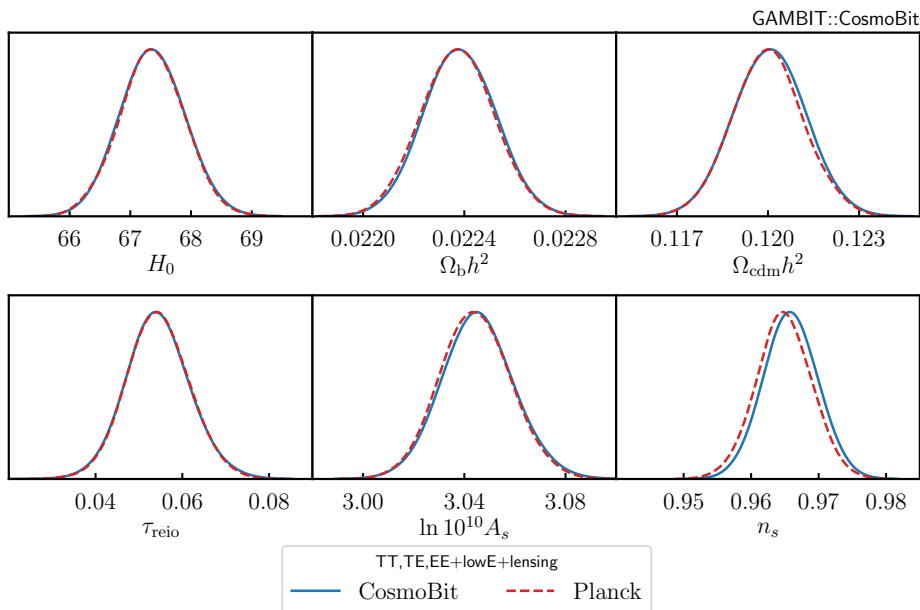


Figure 3: Comparison of the 1D marginalised posterior probabilities for the Λ CDM ‘baseline’ model ($\Sigma m_\nu = 0.06$ eV) obtained in the Planck 2018 analysis [44, Table 1] with the results obtained using the corresponding Plik likelihoods within CosmoBit. The datasets included in this analysis are CMB TT,TE,EE+lowE+lensing.

along the line of sight, providing constraining power on cosmological parameters such as the sum of neutrino masses Σm_ν . Non-relativistic neutrinos slow the growth of LSS on small scales because they contribute to the expansion of the Universe but not to the gravitational clustering of non-relativistic matter.

Likelihoods

CosmoBit includes an optional Gaussian likelihood for the CMB temperature measured today, with a mean of $T_{\text{CMB}} = 2.72548$ K and a standard deviation of 0.00057 K [54, 55].

For the calculation of likelihoods related to CMB spectra, we use the Plik likelihood published within the Planck Likelihood Code (plc) [31, 32]. This gives access to the full set of Planck 2015 and 2018 likelihoods, i.e. the low- ℓ (covering multipoles $2 \leq \ell \leq 29$) and high- ℓ ($30 \leq \ell \leq 2508$) likelihoods for the temperature and polarisation spectra, as well as the lensing likelihood constraining the CMB lensing potential.

The Planck likelihoods contain nuisance parameters to account for uncertainties related to the instrument calibration as well as signal contamination. There are 34 extra parameters when using high- ℓ polarisation likelihoods and 16 when only the temperature anisotropies are considered. To reduce the number of dimensions in a parameter scan the plc package also contains a ‘lite’ version of the high- ℓ likelihoods with marginalised foregrounds, requiring the use of only one nuisance parameter encoding the absolute calibration, A_{Planck} . The Planck marginalised ‘lite’ likelihood was constructed to reduce the number of nuisance parameters for the likelihood calculation of a standard Λ CDM model. It should therefore be used with care when considering non-standard extensions to Λ CDM or alternative theories, as it is not necessarily valid for models other than Λ CDM.

For more details on the likelihood calculation we refer the reader to Refs. [31, 32]. Documentation of usage of `plc` within `GAMBIT` is given in Appendix C.6. Details on the implementation of the nuisance parameter models can be found in Appendix B.6.

In Fig. 3, we show 1D marginalised posteriors from a `CosmoBit` run for the Planck Λ CDM ‘baseline’ model (where $\Sigma m_\nu = 0.06$), using the 2018 TT,TE,EE+lowE+lensing likelihoods in `plc`.⁴ We find excellent agreement with the values obtained by Planck using `CAMB` and `CosmoMC` [44]. The shift in the n_s posterior is statistically insignificant, and is due to our use of a slightly different helium abundance Y_p to Planck.

4.3 Late-time cosmology: LSS, BAO and SNe Ia

The utility of the CMB as a tool for inferring the cosmological properties of the Universe from the oldest electromagnetic radiation is complemented by measurements of the late-time expansion and growth history of the Universe. These include measurements of LSS via galaxy surveys, large samples of SNe Ia, measurements of individual strong gravitational lenses, cosmic chronometers, and indirectly, via weak lensing of the CMB. These different probes are sensitive to the late-time Universe in different ways, and so together provide complementary tools via which to extract cosmological parameters.

Compared to the CMB, the main benefit of LSS is the prospect it offers to reduce errors on cosmological measurements, by providing many more Fourier modes in three dimensions, with scaling $N_{\text{modes}} \propto k_{\text{max}}^3$, where k_{max} is the highest wavenumber accessible to measurements that can be modelled robustly. Measurements of LSS are typically further refined to include the angular or 3-dimensional clustering of galaxies, and weak gravitational lensing.

The first of these, the clustering of galaxies, is sensitive to the distribution of matter in the Universe. However, clustering measurements are contaminated by the fact that galaxies are biased tracers of the underlying matter field, and by the reality that positions in three dimensions can only be obtained from galaxy redshifts, which unavoidably include the effects of the infall towards dense regions of the Universe. On large scales, the transition from radiation to matter domination at the epoch of matter-radiation equality encodes a characteristic peak in the galaxy power spectrum sensitive primarily to ω_m . Similarly, as discussed in Sec. 4.2, BAO in the photon-baryon fluid of the early Universe leaves residual overdensities in the distribution of galaxies observed today. This provides a ‘standard ruler’ with which to measure the expansion rate of the Universe. BAO detected in galaxy clustering along the observer’s line of sight constrain the Hubble distance $D_H(z) = cz/H(z)$ to the redshift of the galaxy sample, relative to size of the sound horizon at the baryon-drag epoch r_d . BAO transverse to the line of sight measure a ratio containing the angular diameter distance $D_A(z)$ (or equivalently the transverse comoving distance $D_M(z) = (1+z)D_A(z)$), while BAO averaged over all lines of sight measure a ratio containing the volume-averaged distance $D_V(z) = D_A^{2/3}(z)D_H^{1/3}(z)$. Each of these distance measures can then be used to constrain Ω_m , H_0 and the properties of dark energy [93–95]. Lastly, the infall of galaxies towards overdensities introduces a dependence on the growth rate of structure into measurements of galaxy clustering, which allows for testing of different gravitational models [96–98].

The main challenge of clustering measurements is in modelling all these effects: at short distances, high density contrasts and non-linear dynamics often introduce large and poorly-

⁴The label ‘TT,TE,EE’ corresponds to a likelihood using the combination of the temperature and E-mode polarisation power spectra, as well as the cross-correlation thereof, for multipoles $\ell > 29$ (*high- ℓ TTTEEE* in Table 2). The likelihood ‘lowE’ is based on data from the EE power spectrum in the multipole range $2 \leq \ell < 30$. For more details, see Ref. [32].

understood theoretical and systematic uncertainties, which can also affect the larger scales via mode coupling. These problems can either be surmounted by careful modelling of systematics and uncertainties (which boosts the number of nuisance parameters [99–108]), or partially avoided by utilising templates designed to optimally select cosmological signatures robust against complicated non-linearities, such as BAO scale measurements [109–115]. The left panel of Fig. 4 shows a compilation of recent measurements of distance scales in the Universe using BAO as a standard ruler, alongside the predictions of a flat Λ CDM model computed with CosmoBit, based purely on the constraints imposed by the Planck ‘lite’ likelihood (see Sec. 4.2).

The technique of weak gravitational lensing measures the coherent shape distortion of galaxies in photometric surveys due to the presence of LSS. It mainly probes the integrated shape of the matter power spectrum, without complications due to the fact that the distribution of galaxies is not an unbiased representation of the distribution of matter. This makes it a somewhat ‘purer’ tracer of cosmology than galaxy clustering. However, as the measurements inevitably include non-linear information they too are subject to theoretical uncertainties surrounding the shape of the non-linear matter power spectrum, particularly its suppression/modification due to baryonic effects. The displacement of baryons due to complicated feedback processes affects the gravitational potential within and around dark matter halos, which in turn changes the power spectrum on scales comparable to those of the halos themselves. This propagates through to the modelling of lensing observables, which integrate over these scales [62, 116, 117].

Other systematics include those associated with actually observing and recovering accurate shape measurements from photometric catalogues, obtaining photometric redshifts for the lenses and sources for splitting the data into tomographic bins, and modelling of the intrinsic correlations of galaxy shapes beyond that caused by gravitational lensing [119, 120]. Recent years have seen a wealth of new techniques for overcoming these systematics (see [80, 121–123] for a few examples), and correspondingly tighter cosmological constraints. Modern lensing surveys primarily report constraints on the parameter $S_8 = \sigma_8 \sqrt{\Omega_m/0.3}$, where σ_8^2 is the variance in the matter field in a sphere of radius $8h^{-1}$ Mpc, but also contain some information on the dark energy equation of state and curvature of the Universe [122, 124, 125].

Finally, SNe Ia have been used primarily to constrain the expansion history of the Universe. They can do so with finer temporal resolution and at lower redshifts than LSS, due to fact that the latter requires averaging over large cosmological volumes to obtain statistically significant measurements. Supernovae at high redshift can constrain the properties of dark energy [67], while those at low redshift, calibrated using nearby distance anchors, can provide local measurements of H_0 without the need to assume a cosmological model [81, 126, 127]. The precision achievable with modern supernova samples is now high enough that systematics such as the effect of contamination and host galaxy properties on supernova magnitudes [128–130], as well as other observational systematics [131, 132], must be carefully considered and modelled. Nonetheless, SNe Ia have been repeatedly demonstrated to produce robust cosmological constraints [66, 67, 67]. They have also been anchored with measurements from other probes such as BAO, a technique coined the ‘inverse distance ladder’ [133, 134].

An example Hubble diagram showing measurements from SNe Ia against different cosmological models is shown in the right panel of Fig 4. Recently, complementary probes of the expansion rate of the Universe using the time delay between multiply imaged sources behind strong gravitational lenses [135], and ‘age-dating’ of passive galaxies (typically referred to as ‘cosmic chronometers’) [136, 137] have also demonstrated potential to achieve high

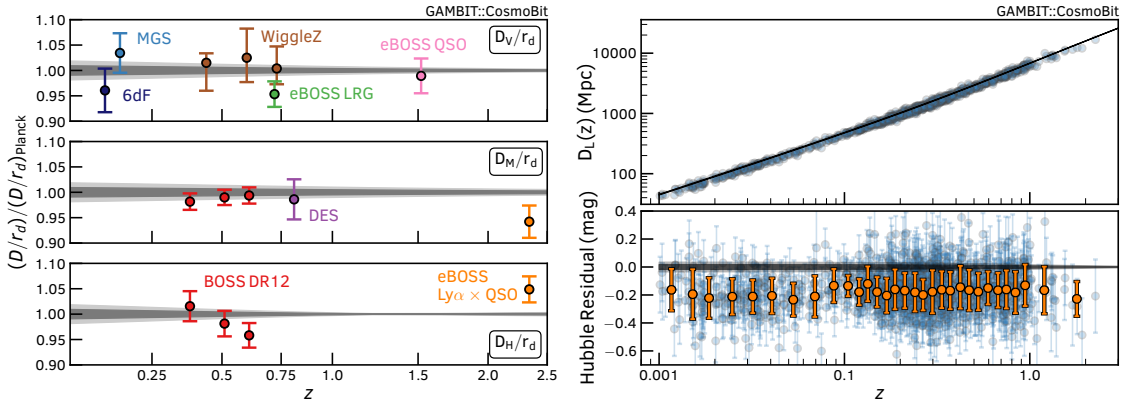


Figure 4: *Left:* A compilation of BAO measurements of the ratio of the transverse comoving (D_M), Hubble (D_H) and volume-averaged (D_V) distances to the sound horizon at the baryon-drag epoch r_d as a function of redshift [68–70, 72–75, 118]. Gray bands show the 68% and 95% credible regions for these distances computed with `CosmoBit` using the Planck ‘lite’ likelihood and assuming a flat Λ CDM model. *Right:* The luminosity distance-redshift relation as measured by the Pantheon supernova sample [67], with peak supernova magnitude calibrated to match the results from SH0ES [81]. The line in the top panel shows the best fit computed with `CosmoBit` using the Planck ‘lite’ likelihood and assuming a flat Λ CDM model. The lower panel shows the difference in the distance moduli (the ‘Hubble residuals’) between the data and this line, which has been converted to a band showing the Planck 68% and 95% credible regions. Orange points are averages over the supernovae in bins, chosen to contain roughly constant numbers of SNe Ia per bin, and purely to guide the eye. The obvious discrepancy between the results from Planck and Pantheon in the bottom panel arises from the choice of SH0ES results to calibrate the peak magnitude and highlights the well-known ‘Hubble tension’ (see Sec. 4.4).

precision measurements of the Hubble parameter.

Likelihoods

To provide a variety of additional well-tested cosmological likelihoods, `CosmoBit` includes an interface to `MontePython` [3, 4]. `MontePython` is a tool to perform parameter scans of cosmological models; as a standalone package it allows the user to choose between different sampling algorithms and offers an extended library of cosmological likelihoods. Within `CosmoBit` we implement an interface to the suite of `MontePython` likelihood calculations, but not its sampling algorithms. This is because `GAMBIT` provides its own advanced and modular sampling algorithms via `ScannerBit`. We circumvent any direct call from `MontePython` to the Boltzmann solver `CLASS` needed to obtain theoretical predictions for observables. Instead, `GAMBIT` calls `CLASS` and passes all information on to `MontePython`. This is to give `GAMBIT` control over all results calculated by `CLASS` and to have the option to replace `CLASS` by a different Boltzmann solver. For more details on the interface refer to Appendix C.4.

Most likelihoods that are entirely implemented in `MontePython` can be used out-of-the-box from `CosmoBit`; we expressly exclude the Planck and WMAP CMB likelihoods, as they require the installation of additional libraries, however the Planck likelihoods are available within `CosmoBit` directly through the interface to `plc` (see Secs. 4.2 and C.6). For further exceptions to supported likelihoods, see Appendix C.4.

The interface to `MontePython` provides access to various probes of the late-time Universe. Measures of the background evolution can be included through e.g., measurements of recession velocities of SNe Ia, and the BAO scale. This includes in particular our new state-of-the-art treatment of correlations between different BAO scale measurements, which we use to constrain neutrino masses in a companion paper [71]. The linear matter power spectrum can be probed with weak lensing and galaxy clustering data. The evolution of gravitational potentials can be studied with measurements of the ISW effect through cross-correlations of the CMB temperature spectrum with foreground galaxies. A selection of the most important likelihoods and datasets associated with these tests can be found in Table 2.

Besides testing a model against already available datasets, `MontePython` also allows the user to forecast the sensitivity of future experiments. Examples for this are cosmic shear and galaxy clustering likelihood forecasts for Euclid and SKA [138, 139].

For an up-to-date compilation of all available likelihoods, we refer the reader to the `MontePython` website.⁵ For details on the interface to the likelihoods within `MontePython`, and how to include them in a `GAMBIT` analysis, see Sec. C.4.

4.4 Cosmological parameter tensions

At present, a tension exists between early and late-time measurements [44, 126, 140–143]. This is most pronounced in the parameter estimates of the Hubble constant: Planck [44] infer a value of $H_0 = 67.4 \pm 0.5 \text{ km s}^{-1} \text{ Mpc}^{-1}$ using CMB data, whilst Riess et al. [126] report $74.0 \pm 1.4 \text{ km s}^{-1} \text{ Mpc}^{-1}$ from Type Ia supernovae. This tension is generally mirrored in other comparisons of observables from the early and late Universe. More minor tensions in other parameters such as S_8 [79] arguably exist between datasets, and appear to be growing.

With these more subtle and hidden tensions in mind, interest has been gathering in quantifying tensions [144–155] across the full multidimensional parameter space, rather than inspecting a specific projection of the likelihood/posterior such as H_0 or S_8 . This is entirely within the “global fit” framework that `GAMBIT` encourages, and we anticipate that `CosmoBit` will prove very useful to researchers investigating global tensions between cosmological and particle physics datasets.

Whilst it is plausible that some of these discrepancies may be explained by an underestimation of systematic errors, the fact that many independent teams observe consistent effects is suggestive that some of the tension resides in a failing of our concordance model. Over the next few years the hunt is on to locate extensions and modifications to Λ CDM that are capable of relaxing these tensions in a statistically robust way. We believe that unified frameworks such as `CosmoBit` will prove essential to researchers aiming to uncover the next standard model of cosmology.

As an example of the cosmological constraints obtained by combining different probes, and to illustrate the tension between different ways of inferring H_0 , we reproduce the results from Ref. [142] in Fig. 5. This paper investigated whether the combination of BBN and BAO data leads to a value of the Hubble constant consistent with measurements from SNe Ia. The BBN likelihood includes measurements of the helium and deuterium abundances. The BAO data are divided into two groups: measurements from galactic sources and measurements through the Lyman- α forest.⁶ The resulting constraints on H_0 and the matter energy density

⁵https://brinckmann.github.io/montepython_public/

⁶The galactic data are a compilation of the 6dF [72], SDSS DR7 MGS [73], SDSS BOSS DR12 galaxies [68], and SDSS DR14 eBOSS quasar [69] measurements. The Lyman- α set contains the SDSS DR14 eBOSS Lyman- α auto correlation [156] and cross-correlation with quasars [118]. For more details refer to Ref. [142].

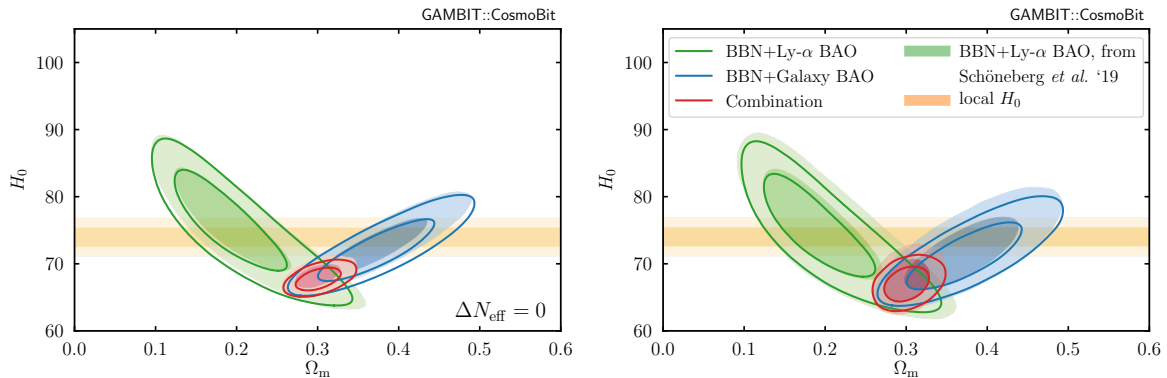


Figure 5: Determination of the present-day Hubble rate H_0 from BAO and BBN data for standard Λ CDM (*left*) and Λ CDM extended by the number of ultra-relativistic species, N_{eff} (*right*). The solid contours indicate the 68% and 95% credible regions from our scans. The light shaded regions correspond to the results from Ref. [142]. The constraints shown in blue arise from combining deuterium and helium measurements from BBN with BAO scale measurement from galactic data; the green contours show the combination of BBN data and the BAO scale from Lyman- α measurements. The red contours indicate the constraints from the combination of BBN and galactic as well as Lyman- α BAO measurements. For comparison, we show the value inferred from local measurements of Type Ia supernovae calibrated to Cepheids [126] as a yellow band, which demonstrates that the H_0 tension is present also in these data sets. The differences in the results are sourced by different numerical treatments for calculating the relic abundances of light elements from BBN. We use AlterBBN to obtain these predictions, while Ref. [142] use PArthENoPE (see main text for more details).

Ω_m are shown in Fig. 5. In the left panel, N_{eff} is fixed to its standard value, whilst it is treated as a free parameter in the right panel.

Our results are in good agreement with Ref. [142], which serves as validation of our implementation. In particular, we confirm that the value of H_0 inferred by the combination of BBN and BAO data is consistent with the value inferred from the CMB, but in tension with that from SNe Ia. The slight differences between our results and the ones from Ref. [142] are due to differences in the calculation of the predicted primordial element abundances. Within CosmoBit, we employ AlterBBN 2.2 while Ref. [142] used PArthENoPE 2.0 [41]. The shift in the contours for standard Λ CDM (left panel of Fig. 5) are similar to the ones found in Fig. 3 of Ref. [142], which compares the constraints obtained with PArthENoPE 2.0 to the ones obtained by using the PArthENoPE-Marcucci implementation [157] and PRIMAT [43]. These differences become more pronounced when Λ CDM is extended by the number of ultra-relativistic degrees of freedom N_{eff} (right panel of Fig. 5).

5 Extensions of Λ CDM in CosmoBit

So far we have focused on the simple Λ CDM scenario defined by 6 independent parameters. In this section we consider several well-founded extensions of this picture, and how they affect the cosmological observables discussed above. An overview of all cosmological models implemented in CosmoBit (a so-called family tree of GAMBIT models) is shown in Fig. 1. Table 4 provides a summary of the relevant model parameters. A detailed list of these models is provided in Appendix B.

Parameter name	Definition
Standard Cosmology – Sec. 3	
H_0	Today’s expansion rate in the Universe [km Mpc ⁻¹ s ⁻¹].
$\omega_b = \Omega_b h^2$	Scaled energy fraction in the form of baryonic matter.
$\omega_{\text{cdm}} = \Omega_{\text{cdm}} h^2$	Scaled energy fraction in the form of cold dark matter.
τ_{reio}	Optical depth at reionisation.
$\ln(10^{10} A_s)$	Amplitude of the scalar primordial power spectrum. (Not used if power spectrum is calculated by <code>MultiModeCode</code>).
n_s	Tilt of the scalar primordial power spectrum. (Not used if power spectrum is calculated by <code>MultiModeCode</code>).
T_{CMB}	Temperature of CMB photons today.
Inflation – Sec. 5.1	
λ	Inflaton self-coupling (dimensionless).
m_ϕ	Inflaton mass (in units of \bar{m}_{P}).
f_ϕ	Axion-like inflaton decay constant in natural inflation (in units of \bar{m}_{P}).
Neutrino masses – Sec. 5.2	
m_{ν_0}	Mass of the lightest neutrino (in units of eV).
Δm_{21}^2	Difference of the squared masses of ν_2 and ν_1 (in units of eV ²).
Δm_{3l}^2	Difference of the squared masses of ν_3 and ν_l (in units of eV ²).
	Normal hierarchy: $\nu_l = \nu_1$; inverted hierarchy: $\nu_l = \nu_2$.
Extra radiation – Sec. 5.3	
$\Delta N_{\text{ur,BBN}}$	Number of extra ultra-relativistic degrees of freedom (i.e. dark radiation) at the end of BBN.
$\Delta N_{\text{ur,CMB}}$	Number of extra ultra-relativistic degrees of freedom (i.e. dark radiation) at the time of recombination.
r_{BBN}	Temperature ratio $T_\nu^{\text{BSM}}/T_\nu^{\text{SM}}$ at the end of BBN.
r_{CMB}	Temperature ratio $T_\nu^{\text{BSM}}/T_\nu^{\text{SM}}$ at the time of recombination.
η_{BBN}	Baryon-to-photon-ratio at the end of BBN.
	The respective value at recombination is encoded in ω_b .
Energy injection – Sec. 5.4	
m_χ	Mass of the dark matter candidate (in units of GeV).
$\langle\sigma v\rangle$	Thermally averaged cross-section for s -wave annihilation (in units of cm ³ s ⁻¹).
τ	Lifetime of the decaying dark matter candidate (in units of s).
$BR_{\text{el}} (BR_{\text{ph}})$	Branching ratio into e^+e^- ($\gamma\gamma$) in dark matter annihilation or decay.
$\xi = \rho_\chi/\rho_{\text{cdm}}$	Energy fraction of dark matter in form of χ (evaluated in the infinite past for decaying dark matter).

Table 4: List of physical model parameters discussed in this paper, corresponding to cosmology-related models and their simplifications shown in Fig. 1. Standard cosmological parameters are defined and discussed in Sec. 3, and all others in Sec. 5. Nuisance parameters do not appear in this table, and are instead detailed in Appendix B.6. See Appendix B for a description of the models and parameter names as implemented in `GAMBIT`.

5.1 Inflationary cosmology

An early period of accelerated expansion is currently the most widely accepted scenario to generate density perturbations (and to successfully address various initial-value problems of Big Bang cosmology) [see e.g. 60]. Periods of accelerated expansion correspond to equation-of-state parameters of $w < -1/3$. Typically, successful models of inflation sustain $w \approx -1$ for a sufficiently long, but finite amount of time. The simplest way to achieve this is by introducing the inflaton ϕ , a scalar field minimally coupled to gravity. Its contribution to the action is

$$S_\phi = \int d^4x \sqrt{-g} \left[\frac{1}{2} (\partial_\mu \phi)^2 - V(\phi) \right], \quad (5.1)$$

where the potential $V(\phi)$ dominates over the kinetic energy (and other potential contributions to the stress-energy tensor). In an expanding FLRW spacetime this is equivalent to demanding that the evolution of ϕ is (and remains) slow compared to the expansion of the Universe, as described by the Klein-Gordon and Friedmann equations,

$$\ddot{\phi} + 3H\dot{\phi} + V'(\phi) = 0 \quad (5.2)$$

$$H^2 = \frac{1}{3\bar{m}_\text{P}^2} \left[\frac{1}{2} \dot{\phi}^2 + V(\phi) \right], \quad (5.3)$$

where \bar{m}_P is the reduced Planck mass, dots denote differentiation with respect to time, and primes partial differentiation with respect to ϕ . This requirement is typically formulated in terms of slow-roll parameters ϵ_i , where $\epsilon_1 \equiv -\frac{\dot{H}}{H^2} = \frac{1}{2\bar{m}_\text{P}^2} \left(\frac{d\phi}{dN} \right)^2$ and $\epsilon_{i+1} \equiv \dot{\epsilon}_i / (H\epsilon_i)$ [158]. These satisfy $\epsilon_i \ll 1$ during inflation, setting an effective energy scale for inflation of $H \simeq \bar{m}_\text{P}^{-1} \sqrt{8\pi V(\phi)/3} \simeq \text{constant}$.⁷ Here $dN \equiv H dt = d \ln a$, with N the number of e -foldings of expansion, and successful inflation requires $\epsilon_1, \epsilon_2 \ll 1$. Alternatively, the first and second slow-roll parameters can be introduced directly in terms of the inflationary potential,

$$\epsilon_\text{v} \equiv \frac{\bar{m}_\text{P}^2}{2} \left(\frac{V'}{V} \right)^2 \quad \text{and} \quad \eta_\text{v} \equiv \bar{m}_\text{P}^2 \frac{V''}{V}, \quad (5.4)$$

where V' and V'' denote the first and second functional derivative w.r.t. to the inflaton field ϕ , respectively. These parameters can be directly related to ϵ_i parameters in the slow-roll regime.

Slow-roll inflation produces scalar perturbations as in Eq. (3.5) and, conveniently, allows one to express the parameters appearing there directly in terms of the slow-roll parameters,

$$n_s - 1 = 2\eta_\text{v} - 6\epsilon_\text{v} \quad (5.5)$$

$$A_s = \frac{1}{24\pi^2 \epsilon_\text{v}^*} \frac{V_\star}{\bar{m}_\text{P}^4}, \quad (5.6)$$

where a star (\star) implies that the corresponding quantity is evaluated when the scale of a primordial perturbation (see Section 3.2), $k \propto aH$ expands beyond the Hubble scale, $k = k_\star$. In general, however, the slow-roll parameters are functions of k . Therefore, unlike in Λ CDM, the spectral index may not actually be exactly constant, but may instead ‘run’ slightly,

$$n_s = n_s^\star + \frac{1}{2} \left. \frac{dn_s}{d \ln k} \right|_{k_\star} \ln(k/k_\star) + \dots, \quad (5.7)$$

⁷This energy scale can be as large as the GUT scale, 10^{16} GeV, depending on the inflationary model, and can be probed directly with the tensor-to-scalar ratio, which satisfies the relation $r \propto V \bar{m}_\text{P}^{-4}$. Inflation occurring at the GUT scale corresponds to $r \geq 0.01$.

which in principle can be used to distinguish inflationary models [see e.g. 159]. Another predictive feature of slow-roll inflation is that it generates not only scalar but also tensor perturbations, of the form

$$\mathcal{P}_t(k) = \frac{k^3}{2\pi^2} |h_k|^2 = A_t \left(\frac{k}{k_\star} \right)^{n_t}, \quad (5.8)$$

with a tensor-to-scalar ratio given by

$$r \equiv \mathcal{P}_t(k_\star)/\mathcal{P}_\zeta(k_\star) = 16\epsilon_\vee^\star. \quad (5.9)$$

In general, the power spectra generated during inflation may exhibit a richer structure than can be conveniently described with a power-series expansion of the spectral index. For example, models of inflation such as axion monodromy [160–162] cannot be described by simple slow-roll dynamics. However, going beyond the slow-roll approximation implies that it is no longer sufficient to consider only background evolution. Instead, one needs to fully take into account the effect of general first-order perturbations to the FLRW metric,

$$ds^2 = -(1 + 2\Phi)dt^2 - 2a^2\partial_i B dt dx^i + a^2 [(1 - 2\Psi)\delta_{ij} - 2\partial_i\partial_j E] dx^i dx^j. \quad (5.10)$$

In this expression, we only keep general scalar metric perturbations (Φ, Ψ, B, E) , thus neglecting vector perturbations (which only have decaying solutions) and tensor perturbations (describing gravitational waves). In the spatially flat gauge $(\Phi = \Psi = E = 0)$ the Klein-Gordon equation at first order then becomes

$$\frac{d^2\delta\phi_k}{dN^2} + (3 - \eta)\frac{d\delta\phi_k}{dN} + \frac{k^2}{a^2 H^2}\delta\phi_k + \left[\frac{V''}{H^2} + \frac{2}{H^2}\frac{d\phi}{dN}V' + (3 - \eta)\frac{d\phi}{dN} \right] \delta\phi_k = 0, \quad (5.11)$$

where we defined $\eta \equiv \frac{1}{2\bar{m}_\text{P}^2}(d\phi/dN)^2$ for simplicity, and $\delta\phi_k$ are the perturbations of the inflaton background ϕ , expanded in Fourier space.

Solving this mode equation, the (gauge-invariant) power spectrum of the curvature perturbations is obtained as $\mathcal{P}_\mathcal{R}(k) = \bar{m}_\text{P}^2 |\delta\phi_k|^2 / (d\phi/dN)^2|_{N=N_\star}$, where we defined the number of e -foldings between the mode k_\star becoming equal to the Hubble scale and the end of inflation, $N_\star \equiv \ln(a_\text{end}/a_\star)$. In the absence of isocurvature fluctuations, $\mathcal{P}_\mathcal{R}(k)$ is constant during this time.

In `CosmoBit`, we evaluate Eq. (5.11) using the public package `MultiModeCode` [37, 38], which imposes self-consistent initial conditions on the background evolution of the inflaton in Eq. (5.2). This makes use of the fact that for most inflationary models there exists an attractor solution that is usually approximately the same as (but in general distinct from) the slow-roll solution. `MultiModeCode` sets $\dot{\phi}_\text{initial} = -V'(\phi_\text{initial})/\sqrt{3V(\phi_\text{initial})}$ via the slow-roll approximation, adjusting ϕ_initial until the solution is in the attractor state for the entire observable window. The perturbations $\delta\phi_k$ are set using Bunch-Davies initial conditions [163] at the initial time.

Note that string theory suggests that inflation models with multiple fields may be more natural from a theoretical point of view. String compactifications, for example, often result in large numbers of scalar fields appearing in the low energy effective action [164–167]. While `MultiModeCode` is capable of handling multiple inflaton fields, examples for such models are not available in `GAMBIT` at the time of writing. The current backend interface can in principle accommodate such cases by mirroring the implementation of multiple fields in `MultiModeCode`.

This possibility, in fact, is one of the main motivations for our choice of interfacing CosmoBit with MultiModeCode rather than using CLASS directly to evaluate Eq. (5.11), along with the larger library of in-built inflaton potentials in the case of MultiModeCode. However, we anticipate that it will be desirable for users to tweak the backend interface itself if they wish to study more complex cases.

Exactly how reheating is assumed to have proceeded following inflation is a significant source of uncertainty when testing inflationary models. In terms of observables, this is mostly a question of how to relate length scales in the early Universe to those observed today. More specifically, this boils down to connecting length scales at the end of inflation to those at the end of reheating. We define the end of reheating to be the point at which the Universe has fully thermalised and standard Λ CDM cosmology begins. The matching can be expressed in terms of the equation [168, 169]

$$\frac{k_\star}{a_0 H_0} = \frac{a_\star}{a_{\text{end}}} \frac{a_{\text{end}}}{a_{\text{reh}}} \frac{a_{\text{reh}}}{a_{\text{eq}}} \frac{H_\star}{H_{\text{eq}}} \frac{a_{\text{eq}} H_{\text{eq}}}{a_0 H_0}, \quad (5.12)$$

where the pivot scale $k_\star \equiv a_\star H_\star$ is defined as usual at ‘horizon crossing’ ($k = aH$), and the various values of the scale factor a (and Hubble rate H) refer, respectively, to the end of inflation and reheating, matter-radiation equality and today. In this equation, the quantities evaluated today and at the time of matter-radiation equality are observationally well constrained, while the parameters H_\star and N_\star are derived quantities that are predicted by the particular inflationary model. This leaves the ratio $a_{\text{end}}/a_{\text{reh}}$ as a quantity that can *in principle* be computed from the details of the reheating process. More precisely, one can rewrite the matching equation as [169–171]

$$N_\star \approx 67 - \ln\left(\frac{k_\star}{a_0 H_0}\right) + \frac{1}{4} \ln\left(\frac{V_\star}{m_{\text{P}}^4}\right) + \frac{1}{4} \ln\left(\frac{V_\star}{\rho_{\text{end}}}\right) + \frac{1 - 3w_{\text{int}}}{12(1 + w_{\text{int}})} \ln\left(\frac{\rho_{\text{reh}}}{\rho_{\text{end}}}\right) - \frac{1}{12} \ln(g_{\text{reh}}) \quad (5.13)$$

$$\approx 71 - \frac{1}{4} \ln\left(\frac{V_\star}{m_{\text{P}}^4}\right) + \frac{1}{4} \ln\left(\frac{V_\star}{\rho_{\text{end}}}\right), \quad (5.14)$$

where ρ_{end} is the energy density at the end of inflation and w_{int} is the average, ‘intermediate’ equation of state between the end of inflation and thermalisation after reheating. At the end of reheating, the energy density is ρ_{reh} and there are g_{reh} effective bosonic degrees of freedom in the Universe. In the absence of a concrete model for reheating, N_\star can be used as an additional, effective model parameter that absorbs the uncertainty about the reheating dynamics in a phenomenological way (e.g. in Fig. 6). Currently all inflationary models implemented in CosmoBit assume instant reheating, $a_{\text{end}}/a_{\text{reh}} = 1$, in which case N_\star is a computable, derived quantity. Note that Eq. (5.13) is only to illustrate how N_\star depends on the inflationary model and reheating scenario, and that – in what follows – we use MultiModeCode to numerically calculate the value of N_\star . Equation (5.14) states the approximation that MultiModeCode uses as the *initial guess* for the calculation of N_\star (for instant reheating and $k_\star = 0.05 \text{ Mpc}^{-1}$). Note that MultiModeCode ignores the small contribution from the temperature-dependent $\ln(g_{\text{reh}})/12$ term in Eq. (5.13) [37].

We now demonstrate how CosmoBit can be used to study various aspects of inflation in the well-studied case of instant reheating. Table 5 provides a quick overview of all inflationary models presently implemented in CosmoBit; for further details, see Appendix B.2. We

Inflationary model	Inflaton potential $V(\phi)$	Parameter	Range
Phenomenological power-law power spectrum	N/A	$\ln(10^{10} A_s)$	[2.96, 3.12]
		n_s	[0.94, 0.99]
		r	[0, 0.2]
$n = 2/3$	$\frac{3}{2} \lambda \bar{m}_{\text{P}}^{10/3} \phi^{2/3}$	$\lambda/10^{-10}$	[2, 2.6]
$n = 1$ (linear)	$\lambda \bar{m}_{\text{P}}^3 \phi$	$\lambda/10^{-10}$	[1.9, 2.2]
$n = 2$ (quadratic)	$\frac{1}{2} m_\phi^2 \phi^2$	$m_\phi/(10^{-6} \bar{m}_{\text{P}})$	[5.8, 6.3]
$n = 4$ (quartic)	$\frac{1}{4} \lambda \phi^4$	$\lambda/10^{-13}$	[1.3, 1.6]
Starobinsky	$\lambda^4 \bar{m}_{\text{P}}^4 \left[1 - e^{-\sqrt{2/3} \phi / \bar{m}_{\text{P}}}\right]^2$	$\lambda/10^{-3}$	[3.18, 3.27]
Natural	$\lambda^4 \bar{m}_{\text{P}}^4 [1 + \cos(\phi/f_\phi)]$	$\log_{10}(\lambda/10^{-3})$	[5, 50]
		$\log_{10}(f_\phi/\bar{m}_{\text{P}})$	[3.16, 316]

Table 5: Inflation models presently implemented in CosmoBit, and the ranges of the parameters that we explore in the examples shown in this Section. Where applicable, we quote the associated potential and parameters. For further details on the models, see Appendix B.2.

choose these six different inflationary potentials as our benchmark cases: four monomial potentials $V(\phi) \propto \phi^n$ with exponents $n = 2/3, 1, 2,$ and 4 , natural inflation, and Starobinsky inflation (which is also referred to as R^2 inflation, and related to Higgs inflation). While monomial potentials could be studied in all generality for arbitrary n , it is arguably more interesting to pick individual values of n for which an underlying physical model is known. These models have been studied at length previously, with $n \geq 2$ now strongly disfavoured by observations [172]. The original Starobinsky inflation model is particularly relevant because it predicts a rather low tensor-to-scalar ratio, and is therefore highly compatible with all known observations. Natural inflation is an example of a two-parameter model with a slightly higher degree of complexity than the others we look at (although it should be noted that it is now also in tension with observations [172]).

We use Diver [25] to explore the Planck 2018 lensing, low- ℓ TTEE and lightweight (‘lite’) high- ℓ TTTEEE likelihoods for the six inflationary models in combination with the **Λ CDM** cosmological model, setting the arbitrary pivot scale to $k_* = 0.05 \text{ Mpc}^{-1}$. For comparison, we also scan the phenomenological **PowerLaw_ps** with **Λ CDM**. Although we can obtain the full primordial power-spectrum numerically from MultiModeCode in each case, and pass it on to CLASS for predicting the CMB power spectra, we use a simpler finite-difference method to infer only the parameters of the phenomenological power-law approximation to the primordial spectrum. This is sufficient to directly compare with the slow-roll results, which predict the corresponding parameters n_s and r . Note, however, that using the full power spectrum would have yielded an equally valid comparison. We also include A_{Planck} , the nuisance parameters associated with the ‘lite’ Planck likelihoods, in our analysis (see Appendix B.6). Since we perform a frequentist analysis, the A_{Planck} prior is re-interpreted as an additional Gaussian nuisance likelihood, with the allowed (necessarily finite) range for A_{Planck} chosen to be $\pm 5\sigma$ around the mean. This choice does not influence the outcome of the analysis. We emphasise that, in the general spirit of GAMBIT, we consider and scan the fundamental parameters of the inflationary models, unlike in other work where these are determined by the matching

Inflationary model	Best fit	$\Delta\ln(\mathcal{L})$
$n = 2/3$	$\lambda = 2.31 \times 10^{-10}$	-3.9
$n = 1$ (linear)	$\lambda = 2.03 \times 10^{-10}$	-2.6
$n = 2$ (quadratic)	$m_\phi/\bar{m}_\text{P} = 6.06 \times 10^{-6}$	-3.3
$n = 4$ (quartic)	$\lambda = 1.45 \times 10^{-13}$	-24.7
Starobinsky	$\lambda = 3.23 \times 10^{-3}$	-0.1
Natural	$\lambda = 6.97 \times 10^{-3}$	-2.0
	$f_\phi/\bar{m}_\text{P} = 8.26$	

Table 6: Best-fit points from scans of inflationary models. We list the difference in log likelihood at the best-fit point with respect to the phenomenological `PowerLaw_ps` model, which has an absolute likelihood value of $\ln(\mathcal{L}) = -500.9$.

equation. See e.g. Refs [37, 171] for work following the same rationale.

Table 6 lists the best-fit values of the inflationary model parameters. As already noted, instant reheating renders simple single-field inflation models very predictive in terms of N_\star , and the data have a large influence on the preferred values of the model parameters. As is well-known in the literature, Starobinsky inflation is in better agreement with the data than any of the other models that we examine. This is due to the excellent agreement of predicted and observed values of n_s and, at the same time, a low value of r that is compatible with the data. Quartic inflation ($n = 4$) does not possess either of those qualities. While it was already in tension with observations from WMAP [e.g. 173], it is now strongly disfavoured by the Planck data.

By using the result of the power-law approximation to their primordial spectra, we can visualise these models in terms of n_s and r (Fig. 6). For each model, we show the best-fit points (stars), as well as solid lines indicating the line that would be traced by the predictions if N_\star were varied from 50 to 65 (small and large dots, respectively). We calculate these numbers to second order⁸ in the slow-roll approximation [e.g. 158], using the analytical results from Ref. [159] for the various inflation models. As the prediction of N_\star is rather specific in the instant-reheating scenario, we do this for illustrative purposes only, in order to demonstrate how the predictions would change in a more general reheating scenario. In such a scenario, the value of N_\star is expected to be smaller than the instant reheating prediction. In this sense, the best-fit points (stars) can be interpreted as upper limits on the possible values of N_\star . $N_\star = 65$ can therefore be seen to be unrealistically large in all models. The best-fit values for N_\star range from 56.3 (Starobinsky) to 59.2 ($n = 4$).

To demonstrate that we do indeed fully scan all of the parameters, we also include an example inset in Fig. 6, showing the profile likelihood values around the best-fit point for quartic inflation ($n = 4$). Note that the size of the zoom-in, indicated on the axes, is a few orders magnitude smaller than the size of the best-fit markers.

For natural inflation, the blue dashed line indicates the location of the (narrow) 95%-confidence region.

⁸The second-order corrections to the slow-roll approximation are important for models with larger values of r ; the numerical best-fit point for e.g. the $n = 4$ model is noticeably off the slow-roll prediction without including this correction.

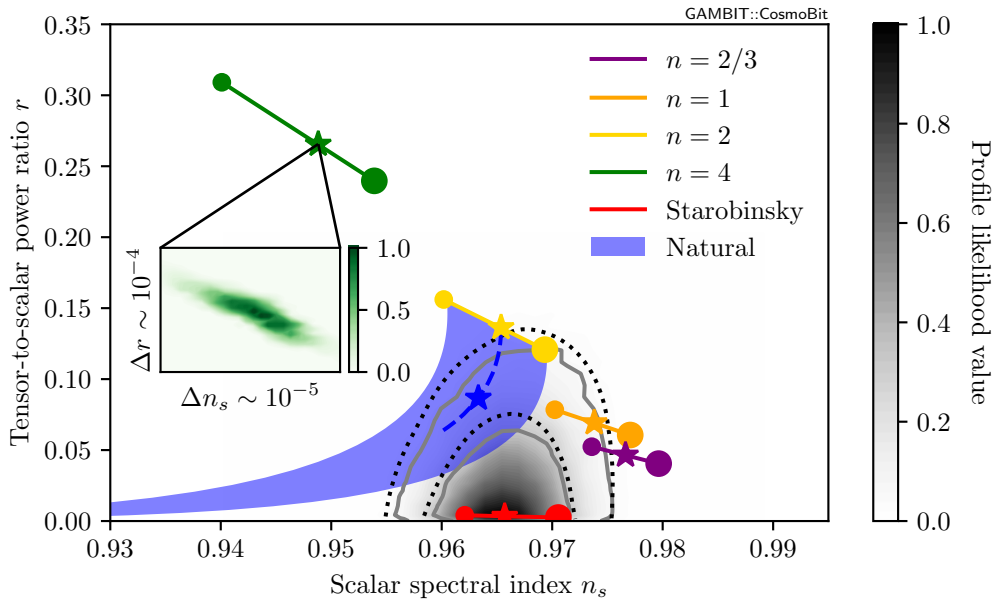


Figure 6: Predictions and constraints on inflation, showing best-fit points for n_s and r (stars) in each of the inflation models implemented in CosmoBit, as well as the slow-roll predictions (solid lines, blue shaded area) for N_* between 50 (smaller filled circle) and 65 (larger filled circle). The inset zooms in on the best-fit point for quartic inflation, to demonstrate that we fully scan all nuisance parameters. The dashed line for natural inflation indicates the location of the very narrow 95% confidence profile likelihood region. Black dotted lines indicate the 68% and 95% credible regions from Planck for the corresponding likelihoods [172]. The grey contours and density map show the profile likelihood with 68% and 95% confidence levels from the phenomenological `PowerLaw_ps` model.

The dotted black lines in Fig. 6 indicate the 68% and 95% credible regions obtained with the same likelihood function in the most recent Planck collaboration papers [172]. We also performed a similar fit to the general phenomenological power-law model (`PowerLaw_ps`), where n_s and r are free and independent parameters. The resulting profile likelihoods are shown in solid grey contours and grey shading in Fig. 6. These agree well with the Planck results, with some small differences (as expected) due to our use of the ‘lite’ rather than full high- ℓ Planck likelihood.

In Fig. 7 we show examples of the best-fit regions of the inflationary model parameters. The left panel shows the well-constrained coupling parameter for Starobinsky inflation, whereas the right panel shows the two-dimensional profile likelihood for the parameters of natural inflation. The tight degeneracy between λ and f_ϕ is consistent with the degeneracy seen between n_s and r , and arises from the fact that for $f_\phi \gg \bar{m}_P$, n_s , r and λ can all be determined from f_ϕ alone.

5.2 Neutrino masses

Many of the cosmological observables described in Sec. 4, such as the CMB (Sec. 4.2) and the matter power spectrum (Sec. 4.3), are sensitive to the total sum of neutrino masses $\sum m_\nu$. Prior to recombination, massive neutrinos are still relativistic and act as radiation, slightly enhancing small scale anisotropies in the CMB. They free-stream with some characteristic thermal velocity close to the speed of light, which also sets a free-streaming length close to

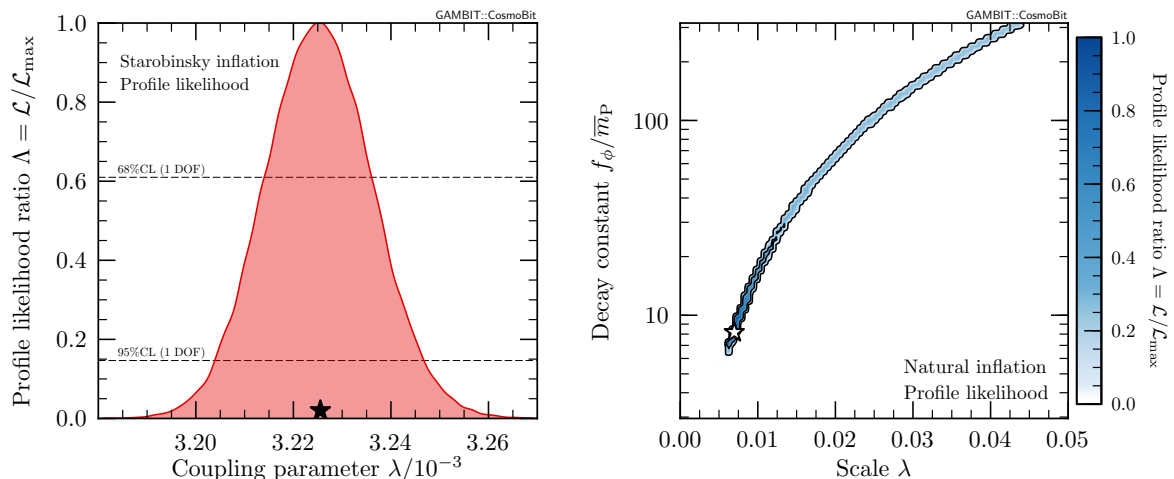


Figure 7: Profile likelihoods of the inflaton potential parameters for Starobinsky (*left*) and natural inflation (*right*). Stars in both panels indicate the best-fit point, and contours in the right panel indicate 68% and 95% confidence levels.

the Hubble radius. Sometime after recombination, during matter domination, the neutrinos transition to being non-relativistic, their thermal velocity starts to decay, and the free-streaming length grows more slowly than the scale factor of the Universe. This creates a characteristic scale k_{nr} in the matter power spectrum given by the free-streaming length at the time of the non-relativistic transition. On scales larger than this ($k < k_{nr}$), there is no effect from neutrino free-streaming and the now non-relativistic neutrinos simply contribute in the same way as cold dark matter. However, on small scales ($k > k_{nr}$), the free-streaming of neutrinos at early times has caused a suppression in the matter power spectrum. This is because the perturbations in the non-relativistic neutrinos are much smaller than for dark matter, and because they did not originally contribute gravitationally to the growth of the baryonic or cold dark matter perturbations. Simply put, non-relativistic massive neutrinos still count towards the total matter budget and expansion rate but, at fixed total matter density, they contribute less to the $k > k_{nr}$ clustering than if the same proportion of the matter density were replaced with cold dark matter.

Hence, the presence of massive neutrinos can be detected in the CMB, as a change in the non-linear matter power spectrum traced by weak lensing and galaxy clustering, as a scale-dependence in the growth rate of structure measured by galaxy clustering in redshift-space, and in the expansion history measured by e.g., BAO and supernovae. Consequently, the simplest Λ CDM scenario requires non-zero neutrino masses in order to satisfy the observations, but the impact of the individual mass values or their hierarchy is negligible [174]. It is therefore common (e.g. in the Planck 2015 and 2018 analyses [44, 175]) to use a ‘baseline’ model with only one massive neutrino, with mass $m_{\nu_3} = 0.06$ eV. However, this approach does not represent a realistic neutrino model as it does not take into account the limits on neutrino mass splittings from oscillation experiments.

Realistic neutrino models are parametrised by the masses of the three flavour-ordered neutrino mass eigenstates m_{ν_i} , ($i = 1, 2, 3$). These are related to the flavour eigenstates ν_α $\alpha = (e, \mu, \tau)$ via the Pontecorvo-Maki-Nakagawa-Sakata (PMNS) matrix $U_{\alpha i}$ [176, 177], as $\nu_\alpha = U_{\alpha i} \nu_i$. The PMNS matrix can be written in terms of three mixing angles, θ_{12} , θ_{13} and

θ_{23} , and one CP -violating phase, δ_{CP} . Non-vanishing values of these mixing angles produce oscillations between the neutrino flavour eigenstates in flight.

The probability of oscillation from one neutrino flavour eigenstate ν_α to another ν_β is given by

$$P_{\alpha \rightarrow \beta} = \delta_{\alpha\beta} - 4 \sum_{i>j} \text{Re} \left(U_{\alpha i}^* U_{\beta i} U_{\alpha j} U_{\beta j}^* \right) \sin^2 \left(\frac{\Delta m_{ij}^2 L}{4E} \right) + 2 \sum_{i>j} \text{Im} \left(U_{\alpha i}^* U_{\beta i} U_{\alpha j} U_{\beta j}^* \right) \sin \left(\frac{\Delta m_{ij}^2 L}{2E} \right), \quad (5.15)$$

where $\Delta m_{ij}^2 = m_i^2 - m_j^2$ is the mass difference among neutrino mass eigenstates, L is the travel distance and E the total energy of the oscillating neutrino. Neutrino oscillations have been measured successfully at various solar (Homestake chlorine [178], Gallex/GNO [179], SAGE [180], SNO [181], Super-Kamiokande [182–185], Borexino [186–188]), atmospheric (IceCube/DeepCore [189] and Super-Kamiokande [190]), reactor (KamLAND [191], DoubleChooz [192], Daya-Bay [193, 194], Reno [195]), and accelerator experiments (MINOS [196, 197], T2K [198, 199], NO ν A [200, 201]).

Simultaneous fits of the results of all oscillation experiments (e.g. by NuFit [202] and others [203, 204]) strongly constrain the values of the neutrino mass splittings Δm_{ij}^2 , the mixing angles θ_{ij} , and the CP -violating phase δ_{CP} . The absolute value of the lightest neutrino mass m_{ν_0} remains unconstrained by oscillation data, as (mostly) does the hierarchy of neutrino mass eigenstates. Two hierarchies are possible: the normal hierarchy, where $m_{\nu_1} < m_{\nu_2} < m_{\nu_3}$, and the inverted hierarchy, with $m_{\nu_3} < m_{\nu_1} < m_{\nu_2}$. The neutrino masses can then be re-parametrised in terms of the mass of the lightest neutrino m_{ν_0} and the mass splittings constrained by oscillation experiments: Δm_{21}^2 and Δm_{3l}^2 , with $l = 1$ for the normal hierarchy and $l = 2$ for the inverted hierarchy.

As part of the broader GAMBIT framework, CosmoBit can access the neutrino mass models and likelihoods implemented in NeutrinoBit [24]. The neutrino mass parameters Δm_{21}^2 , Δm_{3l}^2 and m_{ν_0} are relevant to cosmological likelihoods by way of the sum of the masses $\sum m_\nu$, and thus directly enter scans performed with CosmoBit. The mass splittings are strongly constrained by data from oscillation experiments, so we model them as two-dimensional Gaussian likelihoods following the results of NuFit, whereas the lightest neutrino mass m_{ν_0} is unconstrained by oscillation data and thus a free parameter. On the other hand, the mixing angles θ_{ij} , responsible for neutrino oscillations, and the CP phase δ_{CP} , are of no consequence for the likelihoods presently implemented in CosmoBit. We therefore simply set these to their central values from the NuFit results in all examples. Section 6 and the companion paper [71] provide detailed examples of the use of this setup in specific physics applications.

5.3 Non-standard radiation content

The radiation content of the Universe is defined as the total energy density in highly relativistic species. In the cosmological standard scenario, it only receives two contributions, from photons (with a present-day temperature of $T_{\text{CMB}} = 2.7255$ K) and from SM neutrinos as long as they are ultra-relativistic. The radiation content can be modified in three different ways: *i*) allowing variations in the photon temperature, *ii*) allowing variations in the neutrino temperature T_ν or the neutrino phase-space distribution, and *iii*) allowing extra contributions from additional relativistic species (so-called dark radiation).

The first option, allowing for variations in the photon temperature, is constrained by measurements of the CMB temperature. Within CosmoBit, the user can either fix T_{CMB} to a certain value, vary it freely or use a Gaussian likelihood from the COBE/FIRAS measurement as a constraint.

The second option, a non-standard value of the neutrino temperature today, is not constrained by any direct measurement to date, and can be varied with much more freedom than the CMB temperature. Nevertheless, changing the energy density of neutrinos affects the Hubble rate during radiation domination, which has a number of important effects on early Universe cosmology. Firstly, an increased Hubble rate means that the various reactions relevant for BBN fall out of equilibrium at higher redshift. Therefore, a smaller number of neutrons are available for the formation of helium. Hence, the helium abundance decreases with increasing T_ν . Likewise, the point of matter-radiation equality is shifted to smaller redshift, which enhances the early ISW effect. A more subtle effect of changing the neutrino temperature is that it changes the redshift at which neutrinos become non-relativistic and stop free-streaming. Hence, the small scales of the matter power spectrum are also affected by modifications of T_ν .

Modifications of the neutrino temperature arise in many extensions of standard cosmology. For example, any particle species that decays or annihilates after neutrino decoupling can transfer a fraction of its energy into the electron-photon plasma and another fraction into neutrinos. If most of the energy is injected into the electron-photon plasma – as in the case of electron-positron annihilations – the result is an effective decrease in the neutrino temperature (relative to photons), and vice versa. If, on the other hand, some of the energy is injected into neutrinos, it induces non-thermal distortions. This interesting case however requires a more general parametrisation of the neutrino phase space distribution (see e.g. Refs. [205, 206]) and is not considered further in the present work.

To study the impact of changing the neutrino temperature, we define the ratio

$$r_\nu = \frac{T_\nu}{T_\nu^{\Lambda\text{CDM}}}, \quad (5.16)$$

where $T_\nu^{\Lambda\text{CDM}}$ is the neutrino temperature in ΛCDM , such that $r_\nu = 1$ in standard cosmology. The simplest assumption is that r_ν is constant throughout the observable history of the Universe (i.e. for $T_\gamma \lesssim 1 \text{ MeV}$). This assumption means that any changes relative to the standard scenario happen in the short time window between neutrino decoupling and the beginning of BBN.⁹ It is also conceivable that the photon-to-neutrino temperature ratio changes after BBN, for example due to the decays of a very long-lived exotic particle species into electromagnetic energy. These decays inject energy into the photon bath, increasing the photon temperature with respect to the neutrino temperature. As the former is well constrained by measurements of the CMB temperature, the observable effect of such decays would manifest as a neutrino temperature smaller than expected from SM calculations. In such a case one generally expects also the baryon-to-photon ratio $\eta_b = n_b/n_\gamma$ to change between the end of BBN and the beginning of recombination.

In order to study scenarios with non-standard neutrino temperatures in CosmoBit, we introduce three additional model parameters: r_{CMB} , r_{BBN} and $\eta_{b,\text{BBN}}$. The values of r_{CMB} and r_{BBN} parametrise modification of the neutrino temperature following Eq. (5.16) at the beginning of recombination and at the end of BBN, respectively. The parameter $\eta_{b,\text{BBN}}$

⁹Note that the value of r_ν is not affected by electron-positron annihilation, which simply reduces the neutrino temperature (relative to the photon temperature) by a factor $(4/11)^{1/3}$.

indicates the value of the baryon-to-photon ratio at the end of BBN. The baryon-to-photon ratio at recombination is fixed by the Λ CDM parameters Ω_b and Ω_γ . Of course, in realistic models these quantities are not fundamental but derived from other model parameters, such as the abundance and decay rate of an exotic particle species. The GAMBIT model hierarchy makes it straight-forward to embed the model currently implemented in CosmoBit into a more complete model, such that the underlying parameters are mapped onto the effective parameters introduced above. We leave more detailed studies of such models to future work [207].

We emphasise that the current implementation in CosmoBit only covers cases in which the neutrino temperature ratio r_ν remains constant during BBN ($T \gtrsim 10$ keV) and after the beginning of recombination ($T \lesssim 100$ eV). For the case that the neutrino temperature is modified during or after recombination through the injection of electromagnetic energy we will discuss relevant complementary constraints in Sec. 5.4. The case of exotic particles decaying or annihilating during BBN is a very interesting and active research topic [208–212]. Such a scenario, however, is beyond the scope of the first release of CosmoBit.

Finally, the third way to alter the radiation content of the Universe is to introduce additional ultra-relativistic species. These may be e.g. sterile neutrinos or dark radiation with a non-negligible energy density. It is common to parametrise these additional species as a non-standard contribution to N_{eff} , which we denote ΔN_{ur} ,

$$\Delta N_{\text{ur}}(z) = \frac{\rho_{\text{dr}}(z)}{\frac{7}{8} \left(\frac{4}{11}\right)^{4/3} \rho_\gamma}, \quad (5.17)$$

where $\rho_{\text{dr}}(z)$ denotes the redshift-dependent contribution from the additional source of radiation. Note that the presence of non-standard ultra-relativistic species always increases ρ_r , i.e. it leads to $\Delta N_{\text{ur}} \geq 0$.

In general, the time evolution of $\rho_{\text{dr}}(z)$ is model-dependent. For example, the energy density in dark radiation decreases whenever the temperature drops below the mass of one of the particles in the dark sector [213]. Conversely, an increase of ρ_{dr} can result from the annihilation or decay of other particle species, as in the case of the conversion of dark matter into dark radiation [214]. To capture these effects, we introduce two independent parameters, $\Delta N_{\text{ur,BBN}}$ and $\Delta N_{\text{ur,CMB}}$, corresponding to ΔN_{ur} at the end of BBN and the beginning of recombination, respectively. With this parametrisation, we do not allow for ΔN_{ur} to change after recombination and we assume that any particles that contribute to ρ_{dr} during recombination are still ultra-relativistic in the present Universe. Further, we assume that dark radiation does not interact with any of the other particle species and has no self-interactions (i.e. it is free-streaming). Hence, the only effect of the additional contribution to ρ_r is to increase the Hubble rate during radiation domination. In these scenarios, the presence of additional ultra-relativistic particles is largely equivalent to an increase in the neutrino temperature.

Modified neutrino temperatures and additional ultra-relativistic species both alter the effective number of ultra-relativistic species N_{eff} , giving

$$N_{\text{eff}} = r_\nu^4 N_\nu + \Delta N_{\text{ur}}. \quad (5.18)$$

Here the canonical Λ CDM value is $N_\nu = 3.045$. Details of the models by which we implement these modifications of the radiation content of the Universe in CosmoBit can be found in Appendix B.4.

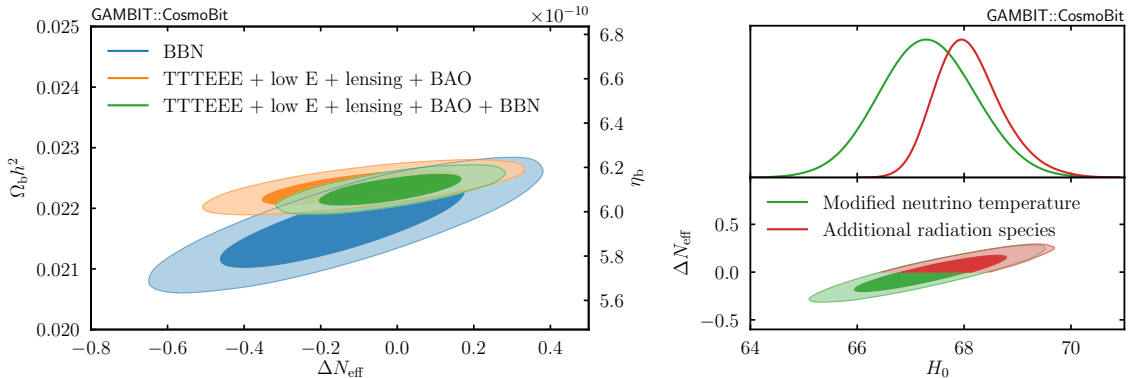


Figure 8: *Left:* constraints on N_{eff} and $\Omega_b h^2$ (equivalently η_b) from BBN and the CMB alone, and from their combination. Here we assume that N_{eff} , $\Omega_b h^2$ and η_b are constant between the end of BBN and the time of recombination. *Right:* constraints on N_{eff} and H_0 from the combination of BBN and CMB in the case that the neutrino temperature is varied (allowing $\Delta N_{\text{eff}} < 0$) or that it is kept fixed and additional ultra-relativistic species are introduced instead (imposing $\Delta N_{\text{eff}} > 0$). The contours indicate the 68% and 95% credible regions.

In Fig. 8, we show some examples of the effects of such modifications of the radiation content. In the left panel, we extend Λ CDM by the neutrino temperature ratio r_ν , allowing $\Delta N_{\text{eff}} \equiv N_{\text{eff}} - N_\nu$ to take both positive and negative values. We plot the resulting constraints on ΔN_{eff} and $\Omega_b h^2$ from BBN and from the CMB, as well as the combined constraint obtained when assuming that N_{eff} and η_b do not change between the two observations. Our results are in agreement with those obtained by the Planck collaboration [32]. If we instead keep r_ν fixed and vary only ΔN_{ur} , we impose the constraint $\Delta N_{\text{eff}} > 0$. As shown in the right panel of Fig. 8, doing so leads to a visible shift in the posterior probabilities for other cosmological parameters. In particular, the prior constraint $\Delta N_{\text{eff}} > 0$ leads to a shift of the most probable value of H_0 to larger values. While it is tempting to interpret this result in the context of the H_0 tension (Sec. 4.4) it is purely caused by the change of priors, not because higher H_0 values accommodate the data better in this scenario. We will revisit this effect in a different context in Sec. 6.

5.4 Exotic forms of energy injection

Any form of energy injection during recombination, or during the “dark ages” between recombination and reionisation, affects the thermal history of the primordial plasma. In particular, the evolution of the free electron fraction $x_e \equiv n_e/n_H$ and the temperature of the intergalactic medium T_M are modified by the injection of energy. These modifications potentially alter the optical depth $\tau(z)$, leading to distinguishable features in the CMB power spectra, distortions of the CMB blackbody spectrum and observables related to the 21 cm line [215].

In the three-level atom approximation [216, 217] the evolution of x_e and T_M are given by

$$\frac{dx_e(z)}{dz} = \frac{1}{(1+z)H(z)} [R(z) - I(z) - I_\chi(z)], \quad (5.19)$$

$$\frac{dT_M(z)}{dz} = \frac{1}{1+z} [2T_M + \gamma(T_M - T_{\text{CMB}})] - K_h, \quad (5.20)$$

where the functions $I(z)$ and $R(z)$ are the ionisation and recombination rates, K_h is the heating term and the factor γ refers to the dimensionless Compton scattering rate (which directly depends on x_e). In the presence of non-standard electromagnetic energy injection, Eqs. (5.19) and (5.20) are modified by additional ionisation and heating terms (see Ref. [218] for a more detailed discussion). The dominant ionisation contributions are from direct ionisation,

$$I_{\chi, \text{ion.}} = -\frac{1}{n_H E_i} \left. \frac{d^2 E}{dV dt} \right|_{\text{dep,ion}}, \quad (5.21)$$

and from excitation into the excited state and subsequent ionisation,

$$I_{\chi, \text{exc.}} = -\frac{1 - \mathcal{C}}{n_H E_\alpha} \left. \frac{d^2 E}{dV dt} \right|_{\text{dep,exc}}, \quad (5.22)$$

where E_i and E_α are the average ionisation energy per baryon and the energy of the Lyman- α transition, respectively, and \mathcal{C} is the Peebles C factor (i.e. the probability for an excited hydrogen atom to decay before photoionisation can occur) for case-B recombination [216]. The additional heating is

$$K_h = -\frac{2}{H(z)(1+z)3n_H(1+f_{\text{He}}+x_e)} \left. \frac{d^2 E}{dV dt} \right|_{\text{dep,heat}}. \quad (5.23)$$

All new terms are proportional to the rate per unit volume $\left. \frac{d^2 E}{dV dt} \right|_{\text{dep,c}}$ at which energy is deposited into the primordial plasma via the channel $c \in \{\text{ionisation, excitation, heating}\}$. The rate of energy deposition in turn depends on the rate per unit volume of energy injection $\left. \frac{d^2 E}{dV dt} \right|_{\text{inj}}$, which can be directly calculated for a given injection mechanism. The initial version of CosmoBit provides injection rate calculations for two common scenarios of energy injection: s -wave annihilation of dark matter and decaying dark matter.

For s -wave annihilations, the energy injection rate is given by

$$\left. \frac{d^2 E}{dV dt} \right|_{\text{inj,ann.}} = \kappa \xi^2(z) \rho_{\text{cdm}}^2 (1+z)^6 \frac{\langle \sigma v \rangle}{m_\chi}, \quad (5.24)$$

where $\xi(z) \equiv \rho_\chi(z)/\rho_{\text{cdm}}$ is the fractional abundance of the annihilating dark matter candidate χ with respect to the abundance of all dark matter, ρ_{cdm} at redshift z . The factor $(1+z)^6$ takes into account the dilution of ρ_{cdm}^2 with the expansion of the universe. The total thermally-averaged cross-section for $\bar{\chi}\chi$ -annihilation is $\langle \sigma v \rangle$, and m_χ is the dark matter mass. If dark matter is self-conjugate $\kappa = 1$; otherwise $\kappa = 1/2$.

For decaying dark matter, the energy injection rate is given by

$$\left. \frac{d^2 E}{dV dt} \right|_{\text{inj,dec.}} = \xi(z) \rho_{\text{cdm}} (1+z)^3 \tau^{-1}. \quad (5.25)$$

Here, the injection rate is driven by the dark matter lifetime τ . For decaying dark matter, the redshift dependence of the fractional dark matter abundance is $\xi(z) = \xi_0 \exp(-t(z)/\tau)$. The reference value ξ_0 represents the initial fractional dark matter abundance in the infinite past ($t = 0$). Note that in the case of annihilating dark matter, the annihilation rate is constrained

to be so small that we can treat ξ as constant. In the case of decaying dark matter, the fraction of dark matter that decayed during recombination is constrained to be so small that we can treat all effects at the background level, and neglect the impact on perturbations.

The first release of **CosmoBit** supports only e^+e^- , $\gamma\gamma$ and $\nu\nu$ annihilation or decay final states, and mixtures thereof. This approach is sufficient if the decaying or annihilating dark matter particles have a mass below about 100 MeV (such that all other final states are kinematically forbidden), but requires extension for more general models. We provide details on how to include additional final states in Appendix C.3. Future versions of **CosmoBit** will contain an interface with the **GAMBIT** process catalogue, so that the appropriate injection spectra are automatically provided by the **DarkBit** module.

The rate of energy deposition depends almost exclusively on the energy injected in the form of electrons, positrons and photons.¹⁰ More precisely, the energy injection rate and energy deposition rate are linked through dimensionless efficiency functions $f_c(z, x_e)$ that depend on redshift and the injection channel c :

$$\left. \frac{d^2 E}{dV dt} \right|_{\text{dep}, c}(z, x_e) = f_c(z, x_e) \cdot \left. \frac{d^2 E}{dV dt} \right|_{\text{inj}}(z). \quad (5.26)$$

These can be obtained by convolving the primary rate $\left. \frac{d^2 N}{dE dt} \right|_{\text{inj}}^{(\ell)}(z', E)$ of electrons, positrons or photons with energy E injected at redshift z' with transfer functions $T_c^{(\ell)}(z', z, E, x_e)$ [220], such that

$$f_c(z, x_e) = \frac{\sum_{\ell} \int_z^{\infty} d \ln(1+z') \frac{(1+z')^{\alpha-3}}{H(z')} \int_0^{E_{\text{max}}} dE T_c^{(\ell)}(z', z, E, x_e) E \left. \frac{d^2 N}{dE dt} \right|_{\text{inj}}^{(\ell)}(z', E)}{\frac{(1+z)^{\alpha-3}}{H(z)} \int_0^{E_{\text{max}}} dE E \left. \frac{d^2 N}{dE dt} \right|_{\text{inj}}^{\text{tot}}(z, E)}, \quad (5.27)$$

where $\alpha = 3$ for decay and $\alpha = 6$ for annihilation. For the case of decaying dark matter, the exponential suppression of the abundance is implicitly included in the redshift dependence of the differential injection rate $d^2 N/dE dt$. In this form, the transfer function can be understood as the probability that a particle of species $\ell \in \{e^{\pm}, \gamma\}$ injected at a redshift z' with energy E will deposit its remaining energy at redshift $z < z'$. Eq. (5.27) also takes into account the possibility that a particle can freely stream through the intergalactic medium before it deposits the energy, as opposed to the so-called ‘‘on-the-spot’’ approximation [221, 222].

It is important to note that these transfer functions – and especially the underlying information on the repartition of the available energy into the deposition channels c – depend on the free electron fraction x_e , which in turn implicitly depends on redshift. The transfer functions as presented in Ref. [220] are based on the implicit assumption that the evolution of x_e is identical to the one in the standard scenario of vanishing energy injection, which in general leads to an underestimation of the impact on the temperature of the IGM [223]. The effect of a modified free electron fraction can be captured by assuming the efficiency functions factorise as

$$f_c(z, x_e) = \chi_c(x_e) \cdot f_{\text{eff}}(z), \quad (5.28)$$

¹⁰In general also the production of protons and antiprotons affects the evolution of x_e and T_M . The inclusion of these states in the calculation therefore leads to stronger bounds, but requires an increased computational effort [219]. Here we neglect these final states and therefore provide conservative constraints.

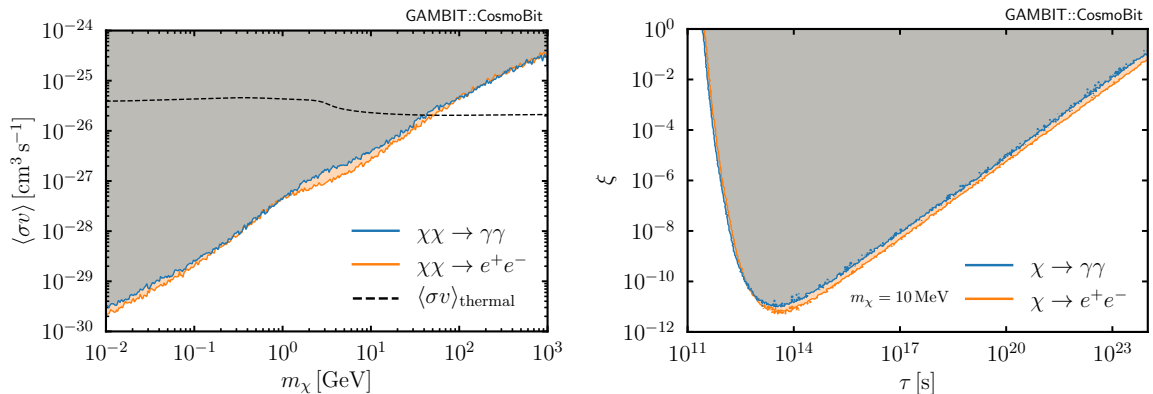


Figure 9: Effects of different forms of exotic energy injection implemented in CosmoBit. *Left:* 95% confidence CMB bounds (TT,TE,EE+lowE+lensing) on the velocity-weighted annihilation cross section of s-wave annihilating self-conjugate dark matter $\langle\sigma v\rangle$, as a function of the dark matter mass m_χ . Blue lines show limits on annihilation to photons, and orange on annihilation to e^+e^- pairs. Shaded areas are excluded. The dashed line shows the value of $\langle\sigma v\rangle$ yielding the observed dark matter abundance from thermal freeze-out [225]. *Right:* CMB bounds on the decay of a dark matter particle with mass 10 MeV, in terms of the initial dark matter fraction ξ and the dark matter lifetime τ . Colours and shading as in left panel.

where the (channel-dependent) repartition functions χ_c only depend on the free-electron fraction, and $f_{\text{eff}}(z)$ is an x_e -independent, *effective* efficiency function for all channels [224] (see Ref. [220] for details on the construction of f_{eff}).

To convolve the injected particle spectrum with the transfer functions (Eq. 5.27), CosmoBit provides an interface to DarkAges [36], part of the ExoCLASS branch of CLASS. Compared to its initial release, an update to enable the usage of the factorisation scheme (Eq. 5.28) is provided. For implementation details, we refer the reader to Appendix C.3.

As an illustration, in Fig. 9 we show CMB bounds on s-wave annihilating and decaying dark matter, including the Planck 2018 baseline likelihood combination (TT,TE,EE+lowE+lensing). In the left panel, we plot the bound on the thermally-averaged annihilation cross-section as a function of the dark matter mass m_χ , assuming that dark matter is self-conjugate and annihilates exclusively into either photons or electron-positron pairs. The cross section $\langle\sigma v\rangle_{\text{thermal}}$ that yields the observed dark matter relic abundance (dashed line, calculated following Ref. [225]) is excluded for $m_\chi \lesssim 40$ GeV for annihilation into photons. For annihilation into an electron-positron pair, this cross section is excluded for $m_\chi \lesssim 50$ GeV. Note that in most realistic models additional annihilation channels need to be included for dark matter masses greater than about 100 MeV, for which CMB constraints tend to be slightly weaker. On the right, we show bounds on the fractional abundance ξ of dark matter, as a function of its lifetime τ , assuming a dark matter mass of 10 MeV and decay into photons or electron-positron pairs.

Note that although we use MultiNest for the parameter scan, the limits shown in Fig. 9 are obtained in a frequentist approach, i.e. they correspond to lines of constant profile likelihood. The reason is that in a Bayesian approach the upper bounds on $\langle\sigma v\rangle$ and ξ would be very sensitive to the chosen priors, which are difficult to motivate from first principles. We have checked explicitly that we can reproduce earlier results derived

in Bayesian approaches [36, 44, 218], when adopting the same priors. The present setup of CosmoBit also makes it straightforward to check how the results presented in Fig. 9 would change when directly adopting the channel-dependent efficiency functions $f_c(z)$ of Ref. [224] instead of the default implementation in CosmoBit given by Eq. (5.28). As expected [220], we did not find any significant difference for this particular application.

6 Example: neutrino masses in non-standard cosmologies

In this Section, we provide an illustration of the power of CosmoBit by combining several different extensions of Λ CDM. Specifically, we constrain the sum of neutrino masses in cosmologies with non-standard values of N_{eff} . As discussed in Sec. 5.3, these can result from either a modification of the neutrino temperature (parametrised by the rescaling factor r_ν) or from additional ultra-relativistic degrees of freedom ΔN_{ur} . When these two effects are considered simultaneously, a degeneracy appears: decreasing the neutrino temperature can be compensated for by introducing additional ultra-relativistic degrees of freedom, leading to a value of N_{eff} close to the one in the standard scenario [226–229]. Usually, the observable consequences of neutrino masses and a non-standard energy density in the neutrino sector are studied separately, and are found to be tightly constrained by data. Here, we show that simultaneously including these effects has two interesting consequences 1) the available parameter space in $\sum m_\nu$ is significantly larger than the Planck+BAO (Λ CDM) constraint $\sum m_\nu \lesssim 0.15$ eV [44]; and 2) a preference for a *lower* neutrino temperature than predicted by standard cosmology.

The CMB is sensitive to the total energy density in neutrinos, which depends on the number density of neutrinos as well the sum of their masses. A lower neutrino temperature implies a lower equilibrium number density. Therefore, the cosmological bound on the sum of neutrino masses can be relaxed substantially if both the neutrino temperature and the number of additional ultra-relativistic degrees of freedom are allowed to deviate from their standard values. Indeed, as we show below, for sufficiently large values of ΔN_{ur} and sufficiently small neutrino temperatures, cosmological constraints on the mass of the lightest neutrino may be weaker than corresponding laboratory constraints.

To study this scenario in CosmoBit, we simultaneously sample the parameter spaces of the following models:

- *Cosmological model:* We vary the six parameters of Λ CDM, fixing $T_{\text{CMB}} = 2.72548$ K and the scalar-to-tensor ratio r to zero. In GAMBIT this corresponds to scanning over the models **LCDM** and **Minimal_PowerLaw_ps** (see Appendix B for detailed model descriptions).
- *Neutrino masses:* We assume the normal neutrino mass hierarchy, and vary the three parameters describing the neutrino masses included in the model **StandardModel_mNudiff**.
- *Non-standard radiation content:* We vary up to four parameters describing possible modifications of N_{eff} , but in a manner that always provides exactly two additional degrees of freedom. These models are implemented as child models of **rBBN_rCMB_dNurBBN_dNurCMB**. The specific cases we consider are to treat r_{CMB} and $\Delta N_{\text{ur,CMB}}$ as free parameters with two different prescriptions for the two BBN parameters:

Sector	Param.	Range	Prior
ν masses	m_{ν_0}	[0, 1] eV	flat
	Δm_{21}^2	[5, 10] $\times 10^{-5}$ eV ²	flat
	$\Delta m_{3\ell}^2$	[0.002, 0.003] eV ²	flat
N_{eff}	$\Delta N_{\text{ur,CMB}}$	[0, 5]	flat
	r_{CMB}	[0.2, 1.2]	flat
Nuisance	A_{Planck}	[0.9, 1.1]	flat
	M	[-20, -18]	flat

Table 7: Priors adopted in our scan for the 7 free parameters beyond Λ CDM. The priors for the 6 Λ CDM parameters are given in Table 3.

- *BBN=CMB:* We fix $r_{\text{BBN}} = r_{\text{CMB}}$ and $\Delta N_{\text{ur,BBN}} = \Delta N_{\text{ur,CMB}}$, corresponding to the case where any modification of N_{eff} occurs before the beginning of BBN.
- *Standard BBN:* We fix $r_{\text{BBN}} = 1$ and $\Delta N_{\text{ur,BBN}} = 0$, corresponding to the case where any modification of N_{eff} occurs after the end of BBN.
- *Nuisance parameters:* We vary the nuisance parameters A_{Planck} and M , corresponding to the absolute calibrations of the Planck likelihoods and the magnitudes of SNe Ia, respectively. These parameters are included in the GAMBIT models [cosmo_nuisance_Planck_lite](#) and [cosmo_nuisance_Pantheon](#), respectively.

Together, this amounts to $6 + 3 + 2 + 2 = 13$ free parameters. The priors that we adopt for each parameter are given in Table 7. We include the following likelihoods:

- BBN: Y_p [46] and D/H [63] (see Sec. 4.1)
- CMB: Planck ‘lite’ high- ℓ TTTEEE, low- ℓ TT and EE, as well as Planck lensing [32] (see Sec. 4.2)
- BAO: 6dF [72], SDSS [73], and BOSS DR12 [68] (see Sec. 4.3)
- SNe Ia: Pantheon [67] (see Sec. 4.3)
- Neutrino oscillations: NuFit 4.1 [202] (see Sec. 5.2)

Note that in order to isolate the constraints on the neutrino mass scale from cosmology we do not include a likelihood for KATRIN [230], which would slightly disfavour the largest neutrino masses considered in our scans.

The results of our scans are shown in Fig. 10, which shows marginalised posteriors for the free parameters ΔN_{ur} and r_ν , as well as for the derived parameters $\sum m_\nu$ and N_{eff} . As expected, N_{eff} is constrained to be close to 3.045, the standard value. This constraint is tighter when the modification of N_{eff} affects both BBN and CMB compared to cases where the synthesis of elements during BBN is not affected by non-standard physics and N_{eff} takes non-standard values only after the conclusion of BBN. A similar effect can be seen in Fig. 8, where the combination of CMB+BAO and BBN gives a tighter constraint on N_{eff} than CMB+BAO alone.

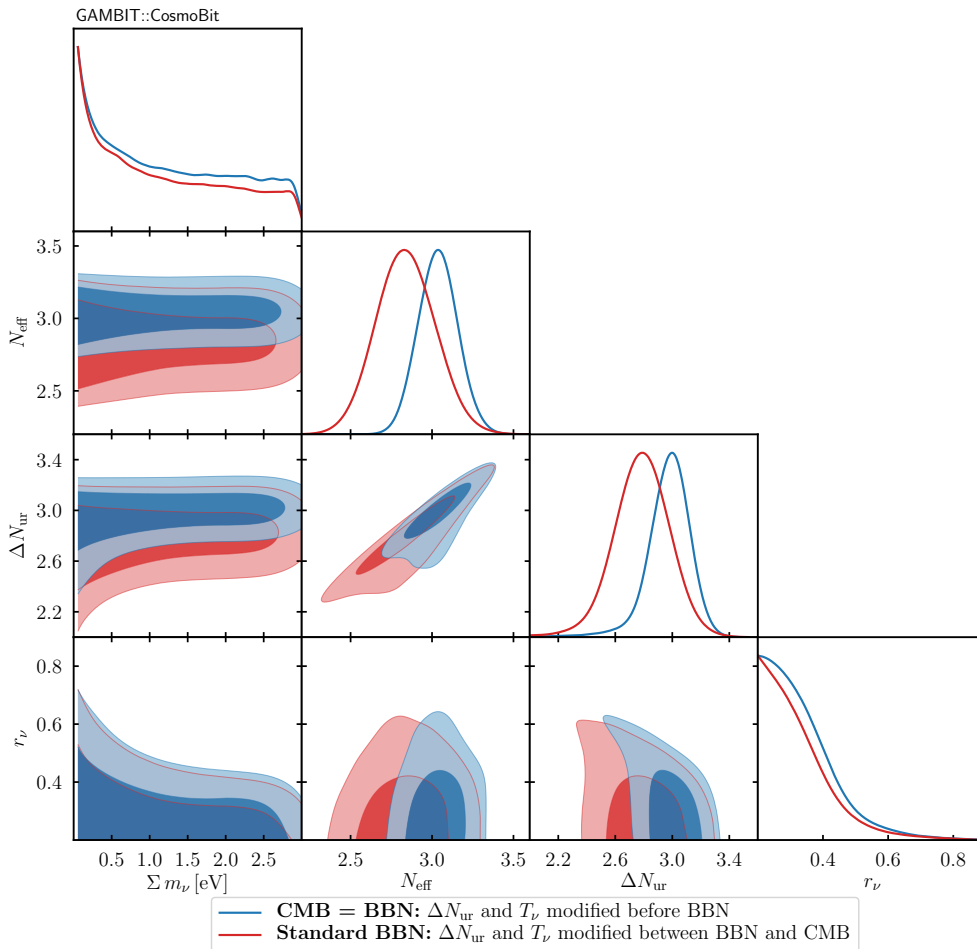


Figure 10: 68% and 95% credible regions for the sum of the neutrino masses $\sum m_\nu$, the total number of effective relativistic degrees of freedom N_{eff} , the contribution from exotic ultra-relativistic species N_{ur} and the rescaling factor of the neutrino temperature r_ν . Blue lines and contours correspond to the case that all modifications to N_{eff} and r_ν occur before the beginning of BBN, whereas red lines and contours assume that the modifications occur between BBN and CMB. By reducing the neutrino temperature considerably and compensating for the decrease in N_{eff} with exotic ultra-relativistic species, the cosmological bound on the sum of neutrino masses can be relaxed considerably.

To achieve $N_{\text{eff}} \approx 3$ one can either have a neutrino temperature close to the standard value ($r_\nu \approx 1$) and a small contribution from additional ultra-relativistic degrees of freedom ($\Delta N_{\text{ur}} \ll 1$), or a reduced neutrino temperature and a sizeable contribution from ΔN_{ur} . As the energy density in neutrinos during BBN and recombination is proportional to r_ν^4 , even reducing r_ν slightly leads to a strong suppression of the neutrino contribution to N_{eff} . Indeed, for $r_\nu < 0.5$ one obtains $\Delta N_{\text{eff}} < 0.2$ from neutrinos, such that $N_{\text{ur}} \approx 3$ is required to be consistent with observations.

From the point of view of ΔN_{eff} , the two different configurations ($r_\nu \approx 1$, $\Delta N_{\text{ur}} \ll 1$ and $r_\nu < 0.5$, $\Delta N_{\text{ur}} \approx 3$) are indistinguishable, but they have very different implications for the cosmological bound on the sum of neutrino masses. The reason is that after neutrinos become non-relativistic, their energy density is proportional to $r_\nu^3 \sum m_\nu$. Hence, if r_ν is reduced

relative to the standard scenario, the range of neutrino masses consistent with observations increases substantially. Indeed, for late-time probes that are only sensitive to the background evolution of the Universe, such as the BAO scale and the recession velocities of SNe Ia, there is a complete degeneracy between r_ν and $\sum m_\nu$, i.e. these probes cannot distinguish between scenarios with standard neutrino temperature and small neutrino masses or lower neutrino temperature and larger neutrino masses. The only late-time probe sensitive to this difference included in our scans is the CMB lensing potential, which however does not have a big impact for the parameter ranges considered.¹¹

Although there is no clear preference in the data for $r_\nu < 1$, we still find that the marginalised posteriors in Fig. 10 exhibit a strong preference for the case $r_\nu < 0.5$ and $N_{\text{ur}} \approx 3$, i.e. our scan prefers for the dominant contribution to N_{eff} to come from new ultra-relativistic degrees of freedom rather than from SM neutrinos. The reason for this preference is that as r_ν decreases the bound on the sum of the neutrino masses is relaxed and the available volume of parameter space with high probability increases. This volume then gives a larger contribution to the integral performed when marginalising over other parameters at small r_ν than at larger values, making small r_ν preferable to $r_\nu \approx 1$ from the Bayesian point of view. In other words, small values of r_ν are found to be more likely, because they require less tuning in the neutrino masses, even though comparably good fits to the data can be obtained for any value of $r_\nu \lesssim 1$.

Even though the extent of the preference for large ΔN_{ur} and small r_ν is dependent upon the time at which ΔN_{ur} and T_ν are modified, the corresponding central conclusion is not: if variations in the neutrino temperature and additional ultra-relativistic degrees of freedom are considered simultaneously, the cosmological bound on the sum of neutrino masses disappears. This can be seen most clearly from the 1-dimensional marginalised posterior probability in the top panel of Fig. 10. While data still prefer a neutrino mass close to zero, the probability becomes essentially flat for larger values, so that one cannot quote a sensible upper bound on the sum of the neutrino masses from cosmology if the neutrino temperature is left as a free parameter. This implies that in the scenario considered here, the neutrino mass may saturate the ~ 1.1 eV bound from KATRIN [230] and lead to a positive detection of the neutrino mass in the near future.

In Fig. 11, we illustrate the extent to which the resulting deviations of N_{eff} lead to correlated changes in the measured values of the parameters of Λ CDM. Those parameters most relevant for physics prior to the formation of the CMB are most strongly impacted. Changes to N_{eff} have little impact on the measured values of the optical depth. The impacts are most marked for the scenario where ΔN_{ur} and r_ν vary between BBN and CMB formation, owing to the fact that N_{eff} can be pushed more negative in this scenario than in the case where the variation occurs before BBN. We emphasize again the shifts in the posteriors are driven by the prior ranges and the effect of marginalisation and do not reflect an actual preference in the data (see the text around figure 8 for a related discussion).

Although we have not discussed underlying mechanisms that can give rise to such simultaneous modifications of the neutrino temperature and additional ultra-relativistic species, it is worth noting that the scenario considered here may be similar to the scenarios of exotic energy injection discussed in Sec. 5.4. If a decaying dark matter sub-component injects electromagnetic radiation or electrons into the primordial plasma between neutrino decoupling and recombination, the main effect will be an increase in the photon temperature,

¹¹Additional probes of the matter power spectrum on small scales, like galaxy clustering data, could help to distinguish between the two scenarios.

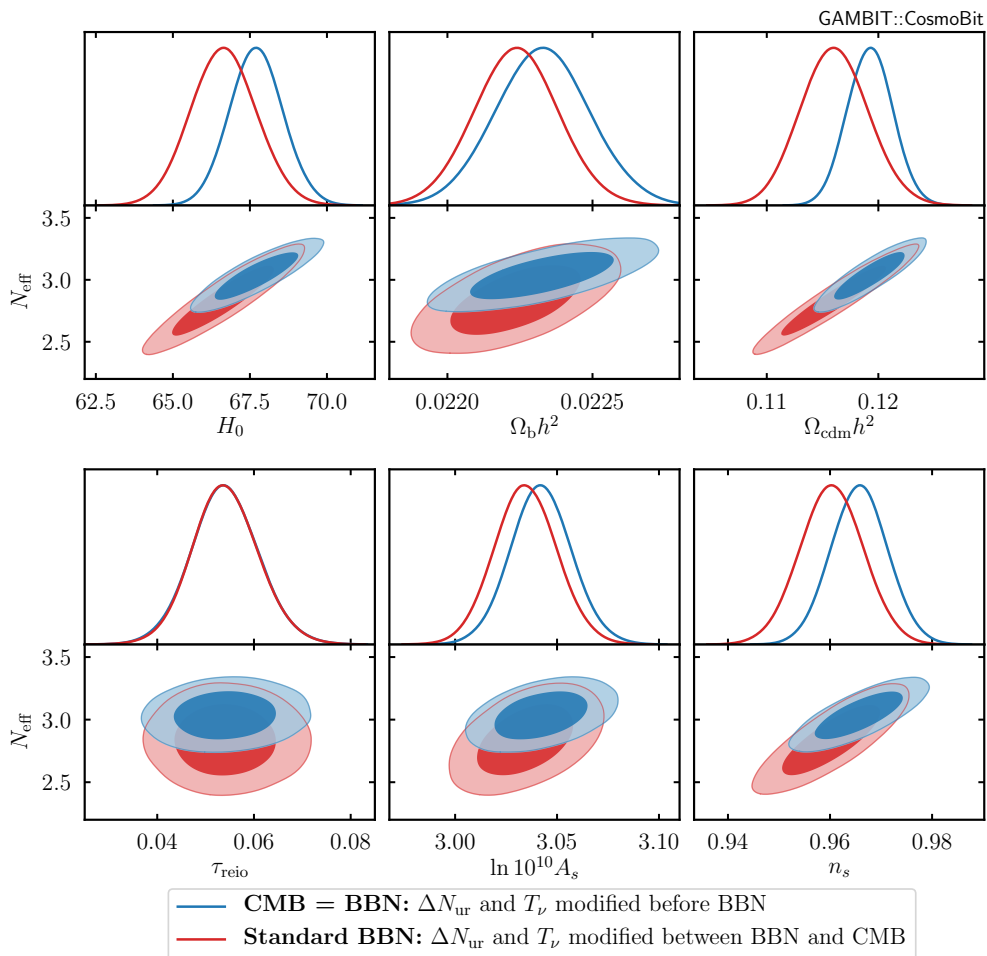


Figure 11: Marginalised posterior probabilities of the six Λ CDM parameters, as well as their correlations with N_{eff} , shown in terms of 68% and 95% credible regions. Blue lines and contours correspond to the case that all modifications to N_{eff} and r_ν occur before the beginning of BBN, red lines and contours assume that the modifications occur between BBN and CMB. All parameters other than τ_{reio} have strong correlations with N_{eff} , so allowing N_{eff} to vary significantly relaxes the constraints on these parameters compared to the standard Λ CDM case (see figure 3).

which is equivalent to a decrease in the neutrino temperature. If the decays produce not only electromagnetic radiation but also dark radiation, they would simultaneously lead to an increase in ΔN_{ur} , which could potentially be arranged in such a way that N_{eff} remains approximately constant, see e.g. Ref. [231]. It is worth noting that a similar effect can be achieved by directly decreasing the neutrino temperature, e.g. through unstable neutrinos that decay into dark radiation on cosmological timescales [232–236]. We leave a more detailed study of such scenarios for future work.

7 Conclusions

Cosmology and particle physics are intimately connected. Complementarity of probes from both sectors will become progressively more important for testing theories beyond Λ CDM as time goes on. Next-generation CMB experiments such as CMB-S4 [237] and the Simons

Observatory [238] will test the paradigm of inflation, the nature of the neutrino sector, and other light relics. The SKA [239] will use the epoch of reionisation to test models of dark energy and gravity, and Euclid [240, 241] will employ galaxy clustering and the galaxy power spectrum to probe the sum of neutrino masses and models of dark energy. The advent of gravitational wave observatories will probe phase transitions in the early Universe and models of modified gravity, and further measurements of the Hubble parameter may well provide evidence of the existence of additional light particle species. In every case, the results will both serve as important probes of particle theories, and will be strengthened by input from terrestrial particle experiments.

In this paper, we have presented `CosmoBit`, the cosmology module of the public global-fitting framework `GAMBIT`. `CosmoBit` is the first package capable of consistently combining observables and likelihoods from cosmology with those from particle physics. The existing particle physics likelihoods contained within `GAMBIT` are extensive, including dark matter, collider and flavour physics, the neutrino sector and precision tests of the SM.

`CosmoBit` ships with a range of models covering this interface between cosmology and particle physics, such as models of inflation, non-standard radiation content, and exotic energy injection from dark matter. Alongside these models `CosmoBit` also provides two parametrisations of Λ CDM, and many nuisance models relevant for cosmological experiments and surveys.

`CosmoBit` provides calculations of primordial power spectra from inflation, BBN abundances in non-standard cosmological scenarios, energy injection spectra from exotic interactions, and anisotropy power spectra for the CMB. The likelihoods contained within `CosmoBit` include up-to-date measurements of BBN abundances, the latest CMB spectra from Planck, and late-time cosmological observables such as Type Ia supernovae and BAO. These can be consistently combined with relevant BSM likelihoods existing within `GAMBIT`, such as those for the neutrino sector and dark matter.

The modular nature of `CosmoBit` means that interfacing it to other cosmological codes is very simple. It currently features interfaces to `AlterBBN`, `CLASS`, `MontePython`, `MultiModeCode`, `DarkAges` and the public Planck likelihood code. Planned additional interfaces include the Boltzmann solver `CAMB` [39] and likelihoods contained within `CosmoMC` [1, 2]. The simplicity of interfacing with modified versions of `CLASS` also makes it easy to extend to e.g. work with modified theories of gravity via `hi_class` [242, 243].

We have provided many examples of `CosmoBit` in action, including vanilla Λ CDM, studies of various single-field inflationary scenarios, bounds on energy injection from dark matter annihilation, and the effects of varying the neutrino temperature on BBN, the CMB, neutrino masses and cosmological parameter estimation.

`CosmoBit` fully integrates into the `GAMBIT` framework and global fits involving cosmological and particle physics models can readily be performed with it. This opens the possibility of performing combined global fits on various beyond the standard model cosmological and particle physics scenarios to quantify their simultaneous plausibility. The `GAMBIT` community plans to use this framework to perform cosmological global fits involving, for example, axions.

Finally, in a companion paper [71], we perform a global fit of the three-flavour neutrino scenario, using likelihoods from cosmology and terrestrial neutrino experiments. We provide a new upper limit on the mass of the lightest neutrino of 0.037 eV assuming normal neutrino mass ordering, and 0.042 eV assuming inverted ordering – an improvement of nearly 60% on the previous bound.

Cosmology is at an important historical juncture. As precision cosmological datasets increase in quality and quantity we anticipate that our models of particle physics and the universe will be placed under increasing strain. We believe that `CosmoBit` will prove invaluable to both communities by providing a unified framework for the theory and inference of particle physics and cosmology.

The `CosmoBit` source code can be freely downloaded from gambit.hepforge.org as part of the `GAMBIT` framework.

Acknowledgments

We thank Alexandre Arbey, Thejs Brinckmann, Tamara Davis, Richard Easther, Martina Gerbino, Deanna Hooper, Julien Lesgourgues, Vivian Poulin, Nils Schöneberg, Jesús Torrado and Sunny Vagnozzi, as well as all members of the `GAMBIT` community for discussions. JJR acknowledges support by Katherine Freese through a grant from the Swedish Research Council (Contract No. 638-2013-8993), FK and PSt from the DFG Emmy Noether Grant No. KA 4662/1-1, PSc by the Australian Research Council Future Fellowship FT190100814, CB, TEG and MJW by the Australian Research Council Discovery Project DP180102209, CH through the Australian Research Council’s Laureate Fellowship funding scheme (project FL180100168), SebH from the Alexander von Humboldt Foundation and the German Federal Ministry of Education and Research, WH by a Gonville & Caius Research Fellowship and the George Southgate visiting fellowship, and ACV by the Arthur B. McDonald Canadian Astroparticle Physics Research Institute, CFI and MEDJCT. Research at Perimeter Institute is supported by the Government of Canada through the Department of Innovation, Science, and Economic Development, and by the Province of Ontario through MEDJCT. For access to computing resources, we thank PRACE for access to Marconi at CINECA and Joliot-Curie at CEA, RWTH Aachen University (under project jara0184), the University of Cambridge (CSD3), the University of Adelaide, the Scientific Computing Cluster at GWDG, the joint data centre of the Max Planck Society for the Advancement of Science (MPG) and the University of Göttingen. Plots in this paper made use of `matplotlib` [244], `GetDist` [245] and `pippi` [246].

A Quickstart

In this appendix we provide a quick-start guide for reproducing the validation results shown in Fig. 5. This includes configuration and installation of `GAMBIT`, how to install all backends relevant for running `CosmoBit`, and how to run the scan. The YAML file containing all settings in this example can be found at `yaml_files/CosmoBit_quickStart.yaml`. This file contains additional comments and explanations of the particular entries. A more detailed explanation of all the features that `CosmoBit` introduces is given in `yaml_files/CosmoBit_tutorial.yaml`.

The minimum requirements to build `GAMBIT` are given in the file `README.md` in the `GAMBIT` base directory. These are:

- `g++/gfortran 5.1` or `icpc/ifort 15.0.2`
- `CMake 2.8.12`
- `Python 2.7` or `Python 3`
- `Python` modules: `yaml`, `os`, `re`, `datetime`, `sys`, `getopt`, `shutil` and `itertools`
- `git`
- `Boost 1.41`

- GNU Scientific Library (GSL) 2.1
- Eigen 3.1.0
- LAPACK
- pkg-config
- 16 GB of RAM

Further optional dependencies are discussed in this file. Additionally, various backends connected to CosmoBit also require the following Python packages:

- Cython (needed by classy)
- scipy (needed by MontePython and DarkAges)
- numpy 1.12 or greater (needed by DarkAges and classy)
- dill, future (needed by DarkAges)
- pandas, numexpr (needed by MontePython)

Running a test scan with GAMBIT can in principle be done in a few seconds with as little as a few GB of RAM and a single core, if appropriately resource-light likelihoods are selected. The resources required for a production scan depend strongly on the chosen likelihoods and scanner settings. For example, the inflation scans of Sec. 5.1 took 1–2 days each on 480 cores (160 MPI processes \times 3 OpenMP threads per process), whilst the main scan of Sec. 6 took about a day, running without threads on 144 cores. The example in `CosmoBit_quickStart.yaml` should take on the order of a minute to run through.

To run this example, one must first configure and build GAMBIT. After downloading GAMBIT, run the following from the GAMBIT base directory:

```
mkdir build
cd build
# Add all CMake flags in this step, e.g. -Ditch="Flav;Collider" -WITH_MPI=ON etc
cmake ..
# n = number of cores to use for build
make -jn scanners
cmake ..
# n = number of cores to use for build
make -jn gambit
```

The step `make -jn scanners` will install all available scanners that are implemented in the ScannerBit module [25], including PolyChord [247] and MultiNest [84–86].

An additional useful command in the initial `cmake` step provides the ability to exclude physics modules from the build (‘ditching’). For example, to not include FlavBit nor ColliderBit in the build, simply add `-Ditch="Flav;Collider"`. Note that compilation can be achieved with 8 GB of RAM if sufficient modules are ditched in this manner, leaving e.g. only CosmoBit of all the available GAMBIT modules. Many other options can be passed to `cmake`; some commonly-used ones are documented in the file `CMAKE_FLAGS.md` in the GAMBIT base directory. These include `-D WITH_MPI=ON` to enable parallel computation with several MPI processes, and `-D CMAKE_BUILD_TYPE=Release` to enable high-level optimisation.¹²

All backends interfaced with CosmoBit can then be downloaded and built by executing

```
make alterbbn classy darkages montepythonlike multimodecode plc plc_data
```

¹²...as well as extreme memory usage (\gg 16 GB) whilst compiling – beware!

in the build directory. This will download and install the default version of each backend, as well as the latest Planck data used by `plc`. Specific versions can be built by appending an underscore and the version number, e.g. `make classy_exo_2.7.2` will build ExoCLASS v2.7.2.

A scan can be started with the command

```
./gambit -f yaml_files/CosmoBit_quickStart.yaml
```

The dependency tree for this scan is shown in Fig. 12.

Finally, when using **GAMBIT** the user can obtain information about a given model of name `model_name`, and its parameters, by executing `gambit model_name` after a successful build, e.g.

```
./gambit LCDM
```

prints information about the model **LCDM**, including its parameters and any related models.

B Cosmological models in **GAMBIT**

In this Section, we introduce all relevant models shipped with **CosmoBit**, including both cosmological models and others needed for cosmological parameter estimation.

B.1 Standard cosmology – **LCDM**

Standard Λ CDM traditionally has 6 free parameters, as described in Sec. 3: the rescaled baryon energy density today, ω_b , the rescaled energy density of cold dark matter today ω_c , the Hubble rate today, H_0 , the optical depth to reionisation τ_{reio} , and the tilt and amplitude of the scalar primordial power spectrum, n_s and A_s respectively.

In addition to the standard Λ CDM parameters, **CosmoBit** includes the temperature of the CMB, T_{CMB} , as model parameter. In the literature, it is common to fix T_{CMB} to the mean value inferred from the COBE/FIRAS monopole measurement $T_{\text{CMB}} = 2.72548 \pm 0.00057$ K [55]. However, with the increased precision of upcoming datasets this treatment can lead to a bias in the other cosmological parameters [56]. Our implementation provides the freedom to fix T_{CMB} , use a Gaussian prior arising from the monopole measurement, or to vary it independently.

The **CosmoBit** definition of Λ CDM, however, does not include any parameters describing the spectrum of perturbations. The user must choose a specific model describing the perturbations, either expressed as a purely phenomenological scale-free power spectrum, or derived from a model of inflation. For more information on models describing the power spectrum and inflation see Appendix B.2.

In the current release, we explicitly assume that the Universe is flat, i.e. vanishing curvature with $\Omega_k = 0$. This assumption is supported to a 1σ accuracy of 0.2% by recent CMB and BAO data [44]. If the user wishes to include Ω_k as a model parameter, they can follow the instructions given in Appendix B.8. Instructions how to pass new model parameters to **CLASS** are given in Appendix C.2. Note that if inflationary models in a non-flat Universe are studied, the calculation of the primordial power spectrum also has to be adopted to hold for $\Omega_k \neq 0$.

When scanning a cosmological model in **GAMBIT**, one must also select a physical model describing the SM neutrinos; for more details see Appendix B.3.

LCDM: `omega_b, omega_cdm, H0, tau_reio, T_cmb.`

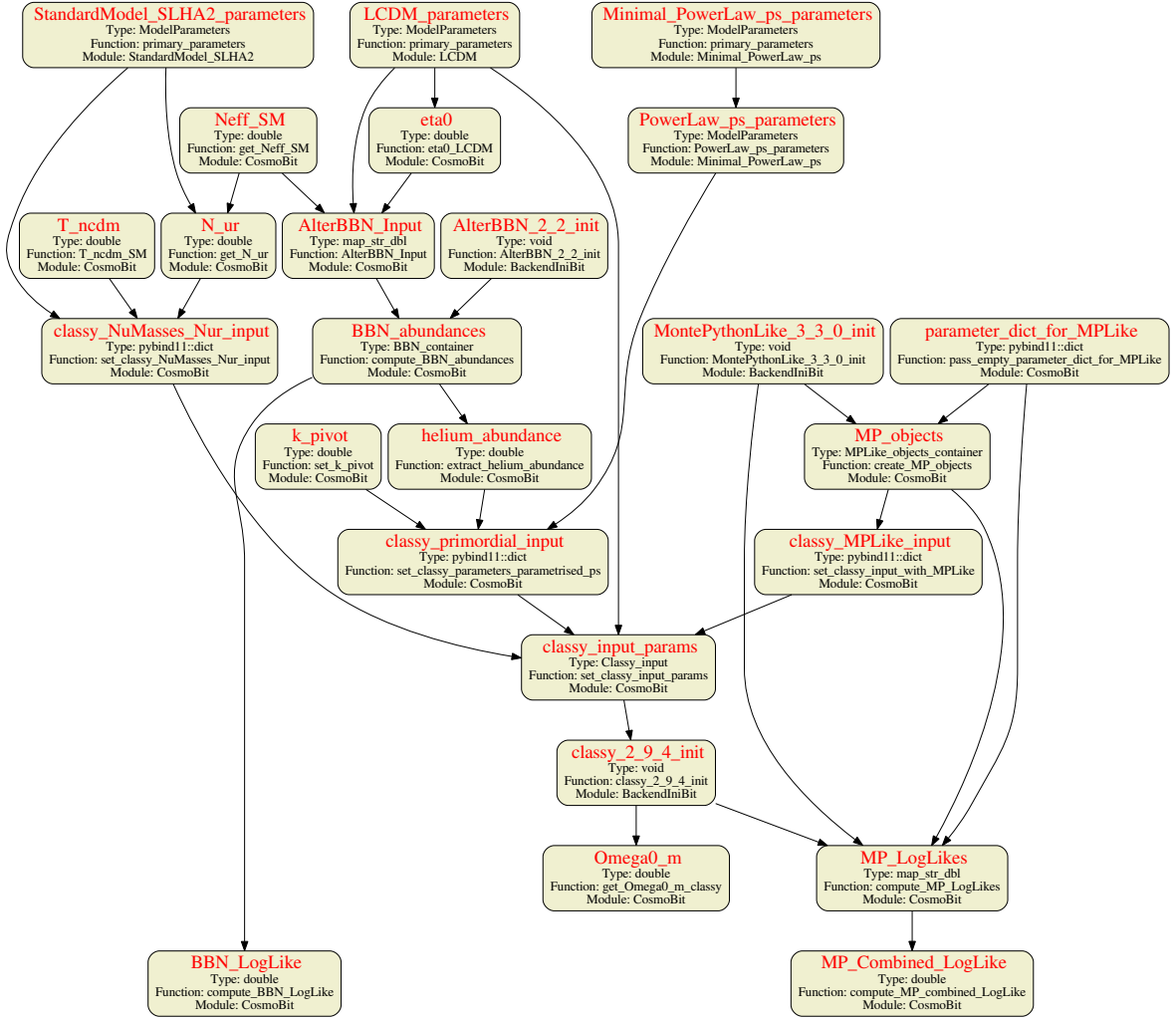


Figure 12: An example dependency tree of the CosmoBit scan used to produce Fig. 5. This tree can be produced by running `CosmoBit_quickStart.yaml`. The models scanned are Λ CDM (**LCDM**), the minimal power law power spectrum (providing A_s and n_s ; **PowerLaw_ps**), and the SM (**StandardModel_SLHA2**), with the Planck ‘baseline’ assumption of a single massive neutrino, $m_{\nu_3} = 0.06$ eV. The total log-likelihood is constructed from BBN and a selection of BAO likelihoods, provided by MontePython. In this case, the MontePython likelihoods are `bao_smallz_2014` and `bao_boss_dr12` and `eBOSS_DR14_Lya_combined`, none of which have any associated nuisance models.

We include four of the six traditional flat Λ CDM parameters, as well as the temperature of the CMB as measured today, T_{CMB} . H_0 has units of $\text{km Mpc}^{-1} \text{s}^{-1}$.

LCDM_theta: `omega_b`, `omega_cdm`, `100theta_s`, `tau_reio`, `T_cmb`.

As per **LCDM**, but with $\theta^* = r^*/d_A^*$, the angular acoustic scale of the CMB multiplied by a factor of 100, replacing H_0 as a free parameter.

B.2 Primordial power spectra & inflationary models

The Λ CDM model does not include any power spectrum parameters; these must be provided by one of the models described in this subsection. The user can scan over a ‘‘traditional’’

description of Λ CDM with the model **PowerLaw_ps**, a purely phenomenological model defining the power spectrum in terms of n_s and A_s . Alternatively, the user may scan a physical model of inflation able to provide this information. We describe the parametrised, phenomenological model and all inflationary models included in the first release of **CosmoBit** in this Section (see also Table 5 in the main text). The inflationary models are Starobinsky inflation, natural inflation, and various models with a monomial potential,

$$V(\phi) = \lambda \overline{m}_{\text{P}}^{4-n} \frac{\phi^n}{n}. \quad (\text{B.1})$$

All inflationary models below assume instant reheating, which makes N_\star a derived parameter via its relation to instant reheating (as in Ref. [248]). However, we include N_\star as an input parameter for the **PowerLaw_ps** model in anticipation of phenomenological models of reheating in future **CosmoBit** releases.

All inflationary models in **GAMBIT** must be used together with a cosmology model, i.e. **LCDM** or **LCDM_theta**.

Adding a new inflationary model to **GAMBIT** is explained in Appendix B.8. The **MultiModeCode** interface to **GAMBIT** is explained in Appendix C.5.

PowerLaw_ps: `ln10A_s, n_s, r, N_pivot`.

This model provides an effective description of the shape of the scalar primordial power spectrum, allowing also for a non-zero scalar to tensor ratio r . Parameters A_s and n_s are identical to the ones traditionally used in Λ CDM, defined in Eq. (3.5). In keeping with Planck conventions, we choose $\ln(10^{10} A_s)$ as the input parameter instead of A_s .

N_\star parametrises the uncertainty in reheating. For the initial release of **CosmoBit**, it is however included purely for the purposes of easily outputting the value derived when using **MultiModeCode** to translate from one of the true inflationary models to the phenomenological **PowerLaw_ps** model. We therefore recommend against scanning over this parameter directly, as its value is neither constrained nor used for any further calculations by any function presently available in **GAMBIT**.

Minimal_PowerLaw_ps: `ln10A_s, n_s`.

A simplified description of the spectrum of scalar perturbations; as per **PowerLaw_ps**, but with $r = 0$, $N_\star = 55$.

Inflation_InstReh_1mono23: `lambda`.

A single-field model, defined by setting $n = 2/3$ in Eq. (B.1). For all monomial models shipped in the first release of **CosmoBit** ($n = 2/3, 1, 2, 4$), the observables n_s and r are provided by the **MultiModeCode** backend. Solving the equations of motion for the quantum fluctuations up to first order in perturbation theory, one can calculate the power spectrum $P_{\mathcal{R}}(k)$ as a function of k (c.f. Sec. 5.1).

Inflation_InstReh_1linear: `lambda`.

Single-field inflation with a linear potential: $n = 1$ in Eq. (B.1).

Inflation_InstReh_1quadratic: `m_phi`.

Single-field inflation with a quadratic potential: $n = 2$ and $\lambda \overline{m}_{\text{P}}^2 \rightarrow m_\phi^2$ in Eq. (B.1).

Inflation_InstReh_1quartic: `lambda`.

Single-field inflation with a quartic potential: $n = 4$ in Eq. (B.1).

Inflation_InstReh_1natural: `lambda, f_phi`.

Natural inflation, in which the inflaton is a pseudo Nambu-Goldstone boson of a broken global symmetry [249, 250], resulting in a potential of the form $V(\phi) = \lambda^4 \bar{m}_\text{P}^4 [1 + \cos(\phi/f_\phi)]$. GAMBIT expects the parameter f_ϕ to be in units of the reduced Planck mass \bar{m}_P .

Inflation_InstReh_1Starobinsky: `lambda`.

Starobinsky inflation results from adding an R^2 term to the Einstein-Hilbert action, which is generically expected to appear due to corrections arising from quantum gravity [251]. When transformed to the Einstein frame, this corresponds to a single-field inflation model with potential

$$V(\phi) = \lambda^4 \bar{m}_\text{P}^4 \left(1 - e^{-\sqrt{\frac{2}{3}} \frac{\phi}{\bar{m}_\text{P}}} \right)^2. \quad (\text{B.2})$$

B.3 Neutrino masses

Most module functions in CosmoBit require values for the masses of the SM neutrinos. These are provided by the neutrino mass model.

The ‘baseline’ model of the Planck 2015 & 2018 analyses [44, 175] has only one massive neutrino with $m_{\nu_3} = 0.06$ eV. This is provided in the YAML file `yaml_files/include/StandardModel_SLHA2_Planckbaseline.yaml`.

StandardModel_mNudiff: `mNu_light, dmNu21, dmNu31`.

A realistic model of all three SM neutrinos, parametrised by the mass of the lightest neutrino, `mNu_light`, the smallest mass splitting Δm_{21}^2 , `dmNu21` and the largest mass splitting Δm_{3l}^2 , `dmNu31`. This parametrisation is agnostic to the mass hierarchy of the neutrinos. The hierarchy can be chosen by fixing the prior on `dmNu31` appropriately: for a scan only considering the normal (inverted) hierarchy `dmNu31` must be strictly positive (negative), in which case `dmNu31` refers to Δm_{31}^2 (Δm_{32}^2).

Note that this model contains additional SM parameters (see [24] for details), including the neutrino mixing angles θ_{ij} and δ_{CP} . These parameters are however typically not scanned over in cosmological analyses, and are instead set to their measured central values. We provide example YAML files for cosmological scans over both hierarchies:

- `yaml_files/include/StandardModel_mNudiff_NH_scan.yaml` for the normal hierarchy
- `yaml_files/include/StandardModel_mNudiff_IH_scan.yaml` for the inverted hierarchy

which one would import into a YAML file in the usual way, i.e.

```
Parameters:
# Scan over neutrino masses in normal hierarchy
StandardModel_mNudiff: !import include/StandardModel_mNudiff_NH_scan.yaml
```

B.4 Non-standard radiation content

We provide a family of models for a range of effects able to modify ΔN_{eff} (see Sec. 5.3 for details). These include the ability to vary the baryon-to-photon ratio η before recombination, the temperature ratio between photons and SM neutrinos r_ν , or the number of new ultra-relativistic species ΔN_{ur} .¹³

We define r_ν and ΔN_{ur} both at the end of BBN and at the beginning of recombination, allowing them to be separately varied at either epoch. Parameters defined at the end of BBN have the subscript ‘BBN’, and those at the beginning of recombination the subscript ‘CMB’. All of these effects are captured in the general model [etaBBN_rBBN_rCMB_dNurBBN_dNurCMB](#).

When scanning a model in this family tree, $\Delta N_{\text{ur}} < 0$ is only permitted if the YAML option `allow_negative_delta_N_ur` is set `true`. We stress that CosmoBit performs no additional checks to ensure the physicality of results obtained in this mode.

etaBBN_rBBN_rCMB_dNurBBN_dNurCMB: `dNur_BBN`, `dNur_CMB`, `r_BBN`, `r_CMB`, `eta_BBN`.

The full model allowing modifications to ΔN_{eff} via

- A non-standard baryon-to-photon-ratio at the end of BBN η_{BBN} ,
- Addition of ultra-relativistic degrees of freedom at the end of BBN (start of recombination) $\Delta N_{\text{ur,BBN(CMB)}}$,
- Modification of the temperature ratio at the end of BBN (start of recombination) $r_{\nu,\text{BBN(CMB)}} = \frac{T_\nu}{T_\nu^{\Lambda\text{CDM}}}\Big|_{\text{BBN(CMB)}}$.

rBBN_rCMB_dNurBBN_dNurCMB: `dNur_BBN`, `dNur_CMB`, `r_BBN`, `r_CMB`.

As per [etaBBN_rBBN_rCMB_dNurBBN_dNurCMB](#), but with $\eta_{\text{BBN}} = \eta_0$ as in ΛCDM , where η_0 is the value today, inferred from ω_b .

dNurBBN_dNurCMB: `dNur_BBN`, `dNur_CMB`.

As per [rBBN_rCMB_dNurBBN_dNurCMB](#), but with no BSM contribution to the temperature of neutrinos, i.e. $r_{\text{CMB}} = r_{\text{BBN}} = 1$.

rBBN_rCMB: `r_BBN`, `r_CMB`.

As per [rBBN_rCMB_dNurBBN_dNurCMB](#), but without any extra ultra-relativistic degrees of freedom, whether at the end of BBN or at the start of recombination, i.e. $\Delta N_{\text{ur,CMB}} = \Delta N_{\text{ur,BBN}} = 0$.

rCMB: `r_CMB`.

As per [rBBN_rCMB](#), but with the same ratio of neutrino temperatures at the end of BBN and at the start of recombination, i.e. $r_{\text{CMB}} = r_{\text{BBN}}$.

dNurCMB: `dNur_CMB`.

As per [dNurBBN_dNurCMB](#), but with the same number of extra ultra-relativistic degrees of freedom at the end of BBN as at the start of recombination, i.e. $\Delta N_{\text{ur,CMB}} = \Delta N_{\text{ur,BBN}}$.

¹³Note that $\Delta N_{\text{eff}} = 0$ corresponds to a value of 3.045 in the early Universe at the time of recombination.

etaBBN: `eta_BBN`.

As per [etaBBN_rBBN_rCMB_dNurBBN_dNurCMB](#), but with no contribution to ΔN_{eff} from either ultra-relativistic species nor a change of the neutrino temperature, i.e. $r_{\text{CMB}} = r_{\text{BBN}} = 1$ and $\Delta N_{\text{ur,CMB}} = \Delta N_{\text{ur,BBN}} = 0$.

B.5 Energy injection

CosmoBit currently supports two scenarios of energy injection at $30 \leq z \leq 2000$: s -wave annihilation and decay of dark matter. Annihilation and decay channels explicitly supported are (monochromatic) photons and e^+e^- pairs. The two scenarios are expressed in terms of the dark matter mass m_χ , its fractional abundance ξ , the total annihilation cross-section $\langle\sigma v\rangle$ or lifetime τ , and the branching fractions of annihilation or decays into electrons BR_{el} and photons BR_{ph} . The complementary branching fraction $1 - BR_{\text{el}} - BR_{\text{ph}}$ is assumed to be in the form of inefficient particle species such as neutrinos. The electron and photon spectra will then be accordingly normalised.

By providing a new module function, CosmoBit can be extended to final states other than the monochromatic $\gamma\gamma$ and e^+e^- and their mixture. This new module function has to provide the spectrum of injected electrons and photons (capability `energy_injection_spectrum`) normalised to a single annihilation/decay event such that inefficient final states or accounted for. In this case, the general models [AnnihilatingDM_general](#) and [DecayingDM_general](#) should be used by providing a model relationship of the new model to one of the general models. The implementation of a more realistic scenario via this route, with more complex spectra, is described in [C.3](#).

AnnihilatingDM_general: `mass, sigmav`.

This is the most general scenario of energy injection by s -wave annihilating dark matter, and requires an additional function to be written in order to provide the relevant efficiency functions or spectra of injected photons and electrons. The mass is given in units of GeV and the thermal averaged cross-section $\langle\sigma v\rangle$ is given in units of $\text{cm}^3 \text{s}^{-1}$. This scenario implicitly assumes that the particle in question is all of dark matter, such that the fractional abundance $\xi = 1$. To consider scenarios where $\xi \neq 1$, the cross-section should be scaled down by ξ^2 .

AnnihilatingDM_mixture: `mass, sigmav, BR_el, BR_ph`.

This is the basic scenario in which dark matter annihilates into a electron-positron pair with branching fraction (`BR_el`) and a photon pair with branching fraction (`BR_ph`). The complementary branching fraction ($1 - BR_{\text{el}} - BR_{\text{ph}}$) is assumed to be in the form of neutrinos or any other inefficient particle, which is kinematically allowed. The resulting photons have energies of m_χ , and the electrons and positrons $m_\chi - m_e$ (i.e. no radiative corrections are included). As for [AnnihilatingDM_general](#), $\xi = 1$ is implicit, so treatment of $\xi \neq 1$ requires rescaling of `sigmav` by ξ^2 .

AnnihilatingDM_photon: `mass, sigmav`.

This is a special case of [AnnihilatingDM_mixture](#), where dark matter annihilates exclusively into a pair of photons (`BR_el` is set to 0 and `BR_ph` is set to 1).

AnnihilatingDM_electron: `mass, sigmav`.

This is a special case of [AnnihilatingDM_mixture](#), where dark matter annihilates exclusively into an electron-positron pair (`BR_el` is set to 1 and `BR_ph` is set to 0).

DecayingDM_general: `mass, lifetime, fraction`.

This is the most general scenario of energy injection by a decaying subcomponent of dark matter, and requires an additional function to be written in order to provide the relevant efficiency functions or spectra of injected photons and electrons. The mass is given in units of GeV and the lifetime in units of s. The fractional abundance ξ is the value in the infinite past ($t = 0$).

DecayingDM_mixture: `mass, lifetime, fraction, BR_e1, BR_ph`.

This is the basic scenario in which dark matter decays into an electron-positron with branching fraction (`BR_e1`) and a photon pair with branching fraction (`BR_ph`). The complementary branching fraction ($1 - \text{BR_e1} - \text{BR_ph}$) is assumed to be in the form of neutrinos or any other inefficient particle, which is kinematically allowed. The resulting photons have energies of $m_\chi/2$, and the electrons and positrons $m_\chi/2 - m_e$ (i.e. no radiative corrections are included).

DecayingDM_photon: `mass, lifetime, fraction`.

This is a special case of [DecayingDM_mixture](#), where the dark matter subcomponent decays exclusively into a pair of photons (`BR_e1` is set to 0 and `BR_ph` is set to 1).

DecayingDM_electron: `mass, lifetime, fraction`.

This is a special case of [DecayingDM_mixture](#), where the dark matter subcomponent decays exclusively into an electron-positron pair (`BR_e1` is set to 1 and `BR_ph` is set to 0).

B.6 Cosmological nuisance parameters

Various cosmological likelihoods require the values of additional nuisance parameters. We implement these as separate models. All nuisance models are located in `Models/include/gambit/Models/models/CosmoNuisanceModels.hpp`. To obtain the results presented in Sec. 6, we used two cosmological likelihoods with nuisance parameters: the Planck 2018 [44] likelihood for CMB spectra, and the Pantheon [67] likelihood for measurements of the expansion rate of the Universe using SNe Ia light curves. The corresponding nuisance-parameter models are:

cosmo_nuisance_Pantheon: `M`.

Nuisance parameter for the Pantheon likelihood [67], where M is the absolute magnitude of a Type Ia supernova.

cosmo_nuisance_Planck_lite: `A_planck`.

Nuisance parameter for the condensed ('lite') Planck CMB likelihoods [44], where A_{Planck} is the Planck absolute calibration.

All other nuisance parameter models for likelihoods that are implemented but were not used in the present analysis are listed in Table 8.

As an example of how to add a new cosmological nuisance parameter model, we include the model [cosmo_nuisance_dummy](#), with 10 nuisance parameters named `nuisance_param_1`, `nuisance_param_2`, ... This model can also be used by MontePython likelihoods. The way the interface between CosmoBit and MontePython is set up, the user does not need to make

Model Name	Parameters	Likelihood(s)
<i>Provided by plc</i>		
cosmo_nuisance_Planck_TTTEEE	34	Planck CMB TT-TE-EE
cosmo_nuisance_Planck_TT	16	Planck CMB TT
cosmo_nuisance_Planck_lite	1	Planck ‘lite’
<i>Provided by MontePython</i>		
cosmo_nuisance_JLA	4	JLA
cosmo_nuisance_Pantheon	1	JLA_simple, Pantheon
cosmo_nuisance_BK14	10	BK14
cosmo_nuisance_ISW	16	ISW
cosmo_nuisance_ska1	7	ska1_IM_band1, ska1_IM_band2 ska1_pk
cosmo_nuisance_ska2_pk	3	ska2_pk
cosmo_nuisance_ska_lensing	1	ska1_lensing, ska2_lensing
cosmo_nuisance_euclid_lensing	1	euclid_lensing
cosmo_nuisance_euclid_pk	4	euclid_pk
cosmo_nuisance_CFHTLens_correlation	1	CFHTLens_correlation
cosmo_nuisance_kids450_qe_likelihood_public	7	kids450_qe_likelihood_public
cosmo_nuisance_dummy	10	

Table 8: List of all cosmological nuisance parameter models in GAMBIT, the number of free parameters contained in each, and the name of the likelihood that they influence. Likelihoods above the line are provided by the `plc` backend, while those below are available through `MontePython` [3, 4]. Detailed information about the model parameters and their physical meaning can be obtained with the command `gambit model_name`. The model `cosmo_nuisance_dummy` is implemented as an example of adding a new nuisance parameter model. All new functions and files associated with these examples contain comments and instructions for potential developers.

any modifications to GAMBIT to use a new `MontePython` likelihood containing no nuisance parameters (see Appendix C.4 for interface details). If however the likelihood requires the use of new nuisance parameters, a model containing these parameters must be added to GAMBIT; instructions for doing so are provided in Appendix B.8. For testing or development purposes, `cosmo_nuisance_dummy` can simply be used as a temporary nuisance model; the user need only ensure that the names of the nuisance parameters needed by their `MontePython` likelihood match those in `cosmo_nuisance_dummy`.

B.7 Neutron lifetime

Lab-based experiments do not agree on the value of the neutron lifetime τ_n , with ultra-cold neutron (‘bottle’) experiments finding values systematically lower than those based on (‘beam’) observations of decays to protons in flight (see e.g. Ref. [46] for a review). The neutron lifetime is an important input for BBN, as it determines weak interaction rates, and therefore impacts the neutron-to-proton ratio at freeze-out. Its value therefore affects the helium abundance, which in turn has consequences for recombination.

We allow the user to vary τ_n using the model `nuclear_params_neutron_lifetime`. If this model is not in use, CosmoBit adopts a default value of $\tau_n = 879.4\text{s}$, based on the 2020 PDG recommendation [46].

nuclear_params_neutron_lifetime: `neutron_lifetime`.

The `neutron_lifetime` τ_n is given in seconds.

B.8 Adding a new model

In the initial release of CosmoBit, we do not include extensions of Λ CDM such as curvature or models for dark energy. However, all capabilities and interfaces are set up in a maximally flexible way, so adding these scenarios requires only a small amount of additional code, with essentially no restructuring or modification of existing code.

To add a new physics model, a model declaration should be added to `Models/include/gambit/Models/models/CosmoModels.hpp`. For instructions on adding a new model to GAMBIT, we refer the reader to Chapter 5 of Ref. [7]. The model parameters will be available within any module function that has `ALLOW_MODELS(new_model_name)` in its rollcall declaration. When adding a model, adding an informative description of the model and its parameters to `config/models.dat` gives the user information about the model when executing the diagnostic `gambit new_model_name`.

If the new model contains nuisance parameters,

1. Add the declaration to `Models/include/gambit/Models/models/CosmoNuisanceModels.hpp`.
2. If the model contains nuisance parameters to be used by a MontePython likelihood, add the model to the `ALLOW_MODELS` macro for the function `set_parameter_dict_for_MPLike` in `CosmoBit/include/gambit/CosmoBit/CosmoBit_rollcall.hpp`. This function automatically passes all values of nuisance parameters to MontePython.

If the new model necessitates the passing of extra parameters to CLASS, this can be achieved following the instructions in Appendix C.2. An example of how to pass parameters of a new inflationary model to MultiModeCode is provided in Appendix C.5.

An important thing to note when implementing new models is that the names of model parameters should ideally be unique, i.e. new parameter names should preferably not be identical to any other model parameter already defined within GAMBIT. This avoids parameter clashes in cases where multiple models with common parameter names are being used in the same scan. Furthermore, GAMBIT parameter names cannot include characters like `~{}()~:~*~?~` [252] that could not be used in C++ function or variable names. Hence, if a MontePython likelihood involves a nuisance parameter containing these characters, a translation must be written in the function `set_parameter_dict_for_MPLike` in `CosmoBit/src/MontePython.cpp`.

C Backend interfaces

Here, we provide detailed descriptions of the interfaces between GAMBIT and the backends used by CosmoBit. A further practical introduction to the usage of all interfaces is given in the CosmoBit tutorial YAML file, `yaml_files/CosmoBit_tutorial.yaml`.

C.1 Interface to AlterBBN

CosmoBit makes use of AlterBBN [33, 34] for computing the abundances of light elements. AlterBBN allows the user to include several non-standard pieces of physics: additional ultra-relativistic species, non-standard neutrino temperatures, a modified expansion rate of the Universe and new sources of entropy injection.

Practical usage

By default, AlterBBN is called before every CLASS run to calculate the primordial helium abundance Y_p . To compute specific primordial abundances, as well as likelihoods based on some of those abundances, one would include the following YAML entries:

```
ObsLikes:

# Compute predicted BBN abundances + errors. Those needed for BBN_LogLike are added
# automatically, but it doesn't hurt to include them here anyway for clarity.
- purpose: Observable
  capability: BBN_abundances
  # Compute the abundances of helium 4, deuterium and lithium 7.
  sub_capabilities:
    - He4
    - D
    - Li7

# Compute likelihood from BBN, using only helium 4 and deuterium.
- purpose: LogLike
  capability: BBN_LogLike
  sub_capabilities:
    - He4
    - D

Rules:

# Set path to file containing measured values of light element abundances to use for
# likelihood calculation (filenames are relative to CosmoBit/data/BBN/ within
# the GAMBIT base directory)
- capability: BBN_LogLike
  options:
    DataFile: default.dat
```

In this example, the `sub_capabilities` entry for the likelihood instructs CosmoBit to base the BBN likelihood on the abundances of ^4He and D . These can also be provided as a list, e.g. `sub_capabilities: [He4, D]`. The likelihood will be computed using the observations contained in the `DataFile` located at `gambit/CosmoBit/data/BBN/default.dat`. This particular `DataFile` includes helium data from [46] and deuterium data from [63], and is the one used automatically whenever such a `Rule` is not included in the user's YAML file.

The `BBN_abundances` entry instructs GAMBIT to save and print the theoretically-predicted abundances (and their uncertainties) computed for each element. The elements needed for the BBN likelihood are automatically included here. Additional elements can be given as `sub_capabilities` and will be printed along with those used in the actual likelihood calculation; in the example above, in addition to ^4He and D , the abundance of ^7Li is also computed and output by the printer, along with its uncertainty.

Valid BBN `sub_capabilities` are: `He4` (equivalently `Yp`), `H3`, `He3`, `D` (equivalently `H2`), `Li6`, `Li7`, `Li8`, and `Be7`. In order to employ any other isotopes than these, the `abund_map` in

`backend_types/AlterBBN.cpp` must be extended. We refer the user to the AlterBBN manual [34] for information about the relevant array indexing and how to achieve this.

Theoretical error and covariance matrix calculation

In addition to physical input parameters, AlterBBN also takes two input parameters controlling technical details of the calculation: `failsafe` and `err`. The parameter `failsafe` chooses the numerical integration method and corresponding error tolerance. The parameter `err` specifies if and how the estimation of the theoretical uncertainties of nuclear reactions are calculated. The user can choose to not calculate any errors (`err:0`), get uncorrelated error estimates (1 or 2), or a full covariance matrix (3 or 4). For a detailed explanation of all available options, we refer the reader to Appendix B of Ref. [34].

We performed several parameter scans comparing the different integration and error calculation modes. For the non-standard scenarios implemented in CosmoBit, we find that the option `failsafe:7` provides the most stable results, both for the central values and the individual uncertainties of the elemental abundances. Setting `failsafe:3` significantly reduces computational costs, while still providing acceptable results, in particular if no error estimates are required. Invoking error calculations that include covariances between the different elements by setting `err` to 3 or 4 increase the runtime considerably. We find, however, that the covariance matrix is relatively stable across the parameter space, when normalised to the 1σ uncertainties of the respective elements. Therefore, we also offer an option to override the correlation matrix output by AlterBBN with a fixed matrix specified in the YAML file, such that in order to obtain the overall covariance, the fixed correlation matrix is rescaled by the individual uncertainties for each isotope computed on a point-to-point basis by AlterBBN. This allows the correlated theoretical uncertainties to be taken into account without additional computational cost.

The syntax for setting these options is

```
Rules:

# Error calculation precision settings for AlterBBN
# Defaults:                failsafe: 7      err: 1
# For fast testing:        failsafe: 1      err: 0
# For more precise calculations: failsafe: 3 or 7  err: 3 or 4
- capability: AlterBBN_Input
  options:
    failsafe: 7
    err: 1

# correlation matrix for BBN error calculation
- capability: BBN_abundances
  options:
    isotope_basis: [Yp, D, He3, Be7, Li7]
    correlation_matrix: [[+1.000e00, +1.524e-2, +2.667e-2, +2.303e-2, +2.429e-2],
                        [+1.524e-2, +1.000e00, -8.160e-1, -3.775e-1, -3.653e-1],
                        [+2.667e-2, -8.160e-1, +1.000e00, +3.897e-1, +3.780e-1],
                        [+2.303e-2, -3.775e-1, +3.897e-1, +1.000e00, +9.974e-1],
                        [+2.429e-2, -3.653e-1, +3.780e-1, +9.974e-1, +1.000e00]]
```

Note here that the `isotope_basis` option must be provided in order to indicate which rows and columns in the user's `correlation_matrix` correspond to which isotopes.

For users wishing to use uncertainty estimates that differ from those calculated by AlterBBN, we provide further options to either pass constant relative uncertainties (using

option `relative_errors`) or constant absolute uncertainties (using option `absolute_errors`). Both options must contain the list of the respective values in the order given by `isotope_basis`.¹⁴

Adding new input options

The BSM features of AlterBBN employed in CosmoBit are the ability to modify the baryon-to-photon ratio, the number of ultra-relativistic species, and the neutron lifetime. If the user wishes to implement a new model (Appendix B.8) for which further non-standard phenomena during the phase of BBN play a role, they must also pass the corresponding settings to AlterBBN.

Here we describe the interface with AlterBBN used for the GAMBIT model `nuclear_params_neutron_lifetime`, as an example of how to add support for a new model to AlterBBN. This model has a single parameter `neutron_lifetime`, and is defined in `Models/include/gambit/Models/models/nuclear_params.hpp`.

The steps required to interface to AlterBBN are as follows:

1. Declare that the function `AlterBBN_Input` can be used with the model `nuclear_params_neutron_lifetime`, and provide access to its model parameters. This can be achieved by adding the lines

```
ALLOW_MODEL_DEPENDENCE(nuclear_params_neutron_lifetime)
MODEL_GROUP(neutron, (nuclear_params_neutron_lifetime))
ALLOW_MODEL_COMBINATION(cosmo, neutron)
```

to the declaration of `AlterBBN_Input` in `CosmoBit_rollback.hpp`. This explicitly declares that `AlterBBN_Input` can be used with the `nuclear_params_neutron_lifetime` model, but only if one of the models in the existing model group `cosmo` is in use at the same time. The `cosmo` group is defined already in the declaration of `AlterBBN_Input`, and contains `LCDM`, `LCDM_theta` and `etaBBN_rBBN_rCMB_dNurBBN_dNurCMB`; this existing declaration (which does not need to be altered when adding support for a new model) is

```
MODEL_GROUP(cosmo, (LCDM, LCDM_theta, etaBBN_rBBN_rCMB_dNurBBN_dNurCMB))
```

2. Add all relevant input parameters that need to be passed to AlterBBN to the `string-to-double` map `result` computed by the function `AlterBBN_Input` (located in `CosmoBit/src/BBN.cpp`). In this example the following `if` statement is added to the function:

```
void AlterBBN_Input(map_str_dbl &result)
{
    using namespace Pipes::AlterBBN_Input;

    // Neutron lifetime either treated as a free model parameter ..
    if (ModelInUse("nuclear_params_neutron_lifetime"))
    {
        result["neutron_lifetime"] = *Param.at("neutron_lifetime");
    }
}
```

¹⁴Note that these two options cannot be used simultaneously as they contradict each other. Furthermore, the usage of either of these options implies the option `err:0` for `AlterBBN_Input`, as any error estimate would be overridden, unless `isotope_basis` contains only a subset of the isotopes calculated for use in subsequent capabilities. In case `isotope_basis` contains every isotope that is used and `err:0` is not set, the code will raise an error.

```

}
// .. or fixed to PDG 2019 recommendation
else
{
    result["neutron_lifetime"] = 879.4;
}
...
}

```

Note that the `ALLOW_MODEL_DEPENDENCE` macro in the header definition of the function allows the user to access the parameters of the `nuclear_params_neutron_lifetime` model.

3. Pass the input to AlterBBN through the backend convenience function `fill_cosmomodel` in the frontend source file (`Backends/src/frontends/AlterBBN_2_2.cpp`) by adding the lines

```

if (AlterBBN_input.count("neutron_lifetime"))
{
    // Neutron lifetime is known as "life_neutron" in AlterBBN's relicparam type
    input_relicparam->life_neutron = AlterBBN_input["neutron_lifetime"];
}

```

4. Add the relevant AlterBBN input option (in this case `life_neutron`) to the set of options known to the AlterBBN frontend in GAMBIT. These are stored in string set `known_relicparam_options` in `Backends/src/frontends/AlterBBN_2_2.cpp`. This string set acts as a safeguard to prevent the user from trying to pass settings from CosmoBit to AlterBBN without actually having implemented the option in the frontend.

Technical details

All settings and assumptions relevant for the element abundance calculation in AlterBBN are defined within its `relicparam` structure. This structure contains the values of all model parameters needed for the abundance calculation, such as the baryon-to-photon ratio after BBN `eta0`, the number of ultra-relativistic degrees of freedom `dNnu`, or the density and temperature of an additional dark component.

To provide access to these variables, the `relicparam` structure is available for use within GAMBIT by defining it as a backend type in `Backends/include/gambit/Backends/backend_types/AlterBBN.hpp`.

The communication between CosmoBit and AlterBBN works as follows:

1. **Set AlterBBN input parameters.**

`capability: AlterBBN_Input, function: AlterBBN_Input, type: map_str_dbl.`

All parameters and settings to be passed to AlterBBN are collected in a `map_str_dbl` (a GAMBIT `typedef` for `std::map<std::string, double>`) from parameter name to the respective value. Currently, these are `eta0`, `dNnu`, `Nnu`, the effective number of SM neutrinos, and `tau_neutron`. The user can also pass values of `failsafe` and `err`; the defaults are 7, and 1, respectively.

2. **Get primordial element abundances.**

`capability: BBN_abundances, function: compute_BBN_abundances, type: BBN_Container.`

Gains access to the AlterBBN input through a dependency on `AlterBBN_Input` and stores it within the `BBN_Container` type (see Table 9). `BBN_Container` holds the empty vector

Type	Name	Purpose
Class	<code>BBN_Container</code>	
<code>size_t</code>	<code>NNUC</code>	<code>private</code> , number of element abundances computed by <code>AlterBBN</code>
<code>vec<double></code>	<code>BBN_abund</code>	<code>private</code> , vector of length <code>NNUC+1</code> to be filled with element abundances
<code>vec<vec<double>></code>	<code>BBN_covmat</code>	<code>private</code> , covariance matrix of element abundances with dimension <code>NNUC+1 × NNUC+1</code>
<code>map_str_int</code>	<code>abund_map</code>	<code>private</code> , map from element name to the respective position in <code>BBN_abund</code> vector, e.g. <code>"H2" → 3</code>
<code>map_str_int</code>	<code>get_abund_map ()</code>	<code>return</code> the member <code>abund_map</code>
<code>double</code>	<code>get_BBN_abund (int i)</code>	<code>return</code> the i^{th} element of <code>BBN_abund</code>
<code>double</code>	<code>get_BBN_covmat (int i, int j)</code>	<code>return</code> the $(i, j)^{th}$ element of <code>BBN_covmat</code>

Table 9: Members and attributes of the type `BBN_Container`. Here `vec` is shorthand for `std::vector`, and a `map_str_int` is a GAMBIT `typedef` for `std::map<std::string, int>`. The main purpose of these types is to store the result of `AlterBBN` in a type accessible to module functions in `CosmoBit`. The member `abund_map` is a hard-coded map from the name of an element to its index in the abundance vector and covariance matrix. This is to avoid mistakes when accessing the result for a particular element, and to make the code more explicit.

`BBN_abund` and matrix `BBN_covmat` storing the primordial element abundances and their covariances.

Calls the convenience function `call_nucl_err`, which creates an instance of `relicparam`. `call_nucl_err` calls another convenience function `fill_cosmomodel`, which fills `relicparam` with values from `AlterBBN_Input` and calls the `AlterBBN` function `nucl_err` to compute the abundances and their covariance. The abundances and covariances are used to fill the `BBN_Container` variables `BBN_abund` and `BBN_covmat` respectively.

3. Compute BBN likelihood.

`capability`: `BBN_LogLike`, `function`: `compute_BBN_LogLike`, `type`: `double`.

Has a dependency on `BBN_abundances` computed in step 2; through this dependency we gain access to the abundance calculation results stored in the `BBN_Container`. From these results we calculate the BBN likelihood as described in Sec. 4.1.

When adding a new model to interface with `AlterBBN`, the routines described in steps 1 and 3 must be altered.

C.2 Interface to CLASS

GAMBIT currently includes interfaces to CLASS 2.6.3, 2.9.3 and 2.9.4, as well as ExoCLASS 2.7.2.¹⁵

Rather than access the C structures and functions of CLASS through a shared library, we interface GAMBIT and CLASS it via the Python wrapper `classy`.¹⁶ The C interface would

¹⁵We used CLASS 2.6.3 to produce Figures 2–8, 10 and 11, and ExoCLASS 2.7.2 for Figure 9.

¹⁶Hence, the `make` target to build the interface to CLASS is called `classy`. This is to be explicit about our use of the Python wrapper for the interface.

give GAMBIT full access to all structures and their members, and the ability to run every CLASS module individually.¹⁷ Although this is not possible through the Python interface, the Python wrapper provides the possibility to easily use cosmological likelihoods implemented in MontePython (Appendix C.4). It also makes the interface version-independent, meaning that if relevant input parameters of a given CLASS version are known to its Python wrapper, no new code needs to be produced to interface this alternative CLASS version with GAMBIT. This makes it easy to use (privately) developed extensions of CLASS for non-standard physics scenarios.

At the moment CLASS is the only Boltzmann solver interfaced with GAMBIT. However, the interface is designed in a way that CLASS-specific capabilities and functions are clearly separated from capabilities that could in principle be resolved by a different source code. Hence, the design allows for the possibility to implement interfaces to other Boltzmann solvers with minimal effort.

Practical usage

GAMBIT’s dependency resolution process ensures that a dictionary is created containing all input parameters required by CLASS. These depend on the settings specified in the YAML file: the chosen models dictate which model parameters CosmoBit passes to CLASS, and the likelihoods dictate the run-specific settings (e.g. which spectra need to be computed). Because CosmoBit sets and passes these values automatically, the user does not need to be aware of any CLASS-specific syntax, settings nor functions. (title, first paragraph) Specify energy injection during which epoch

If the user does wish to pass additional settings to CLASS, they can specify the settings in the `Rules` sections of the input YAML file. For example,

```
Rules:
  # Pass additional run options to CLASS
  - capability: classy_input_params
    function: set_classy_input_params
    options:
      classy_dict:
        back_integration_stepsize: 7.e-3
        tol_background_integration: 1.e-2
```

results in a CLASS run with increased precision for the background integration. We stress that this should be used for settings related to the CLASS run, and not scan parameters. The user can pass any CLASS setting that is understood by the respective CLASS version’s Python wrapper through this option. If one specifies conflicting values for a CLASS setting, CosmoBit will exit with an error identifying any problematic entries. Such a conflict can occur if, for example, the user tries to overwrite a model parameter, or passes an option that conflicts with a setting required by one of the likelihoods in use.

Setting CLASS input for a new model

Consider an example model `DE_model`, with parameters `w0_fld` and `wa_fld`. Passing information about the new model from CosmoBit to CLASS works as follows:

1. Add a `MODEL_CONDITIONAL_DEPENDENCY` to the declaration of the function `set_classy_input_params` in the rollcall header `CosmoBit_rollcall.hpp`, e.g.

¹⁷CLASS is separated into different modules, each responsible for different physics. For example, the `background` module solves the background equations, and the spectra are computed in the `spectra` module.

```
MODEL_CONDITIONAL_DEPENDENCY(classy_parameters_DE_model, pybind11::dict, DE_model)
```

2. Declare the new capability and a corresponding module function in the rollcall header:

```
#define CAPABILITY classy_parameters_DE_model
START_CAPABILITY
#define FUNCTION set_classy_parameters_DE_model
START_FUNCTION(pybind11::dict)
ALLOW_MODEL(DE_model)
#undef FUNCTION
#undef CAPABILITY
```

3. Implement the module function `set_classy_parameters_DE_model` containing the model-specific settings in `CosmoBit/src/Boltzmann.cpp`:

```
/// Provide a dictionary containing CLASS settings for the DE_model
void set_classy_parameters_DE_model(pybind11::dict &result)
{
    using namespace Pipes::set_classy_parameters_DE_model;

    // Make sure nothing from previous parameter combination is retained
    result.clear();

    // Set energy density of cosmological constant to 0,
    // and let CLASS infer the energy density of the perfect fluid
    result["Omega_Lambda"] = 0;

    // Set model parameters for parametrised time evolution of w
    result["w0_fld"] = *Param["w0_fld"];
    result["wa_fld"] = *Param["wa_fld"];
}

```

Note that `ALLOW_MODEL(DE_model)` in the rollcall header declaration of the module function allows the user to access the values of the parameters of this model via the `Param` map.

4. Add the additional input parameters to the dictionary that will be passed to CLASS. This can be achieved by adding the following lines to the function `set_classy_input_params` in `CosmoBit/Boltzmann.cpp`:

```
if (ModelInUse("DE_model"))
{
    // Add options specific to the DE_model to the python dictionary
    // passed to CLASS (consistency checks only executed in first run)
    result.merge_input_dicts(*Dep::classy_parameters_DE_model);
}

```

Adding a new CLASS version

We recommend implementing all new versions of CLASS (even those that have diverged from the mainline public CLASS repository) as different versions of the classy backend. For example, ExoCLASS 2.7.2 is implemented as version `exo_2.7.2`, and `my_CLASS` version 4.4.0 should be implemented as version `my_4.4.0`. To add such a version of CLASS as a backend:

1. Add the default location of version `my_4.4.0` to `config/backend_locations.yaml.default`.

2. Add the download and installation commands for version `my_4.4.0` to `cmake/backends.cmake`. Copy the code for another version of `classy` and replace the version name, download link, and `md5` checksum.¹⁸ To use features requiring CLASS patches, one needs to provide the patch file in the location `Backends/patches/classy/my_4.4.0/classy_my_4.4.0`. If no patches need to be applied, one should remove all build commands related to patches.
3. Create a header and source file for the frontend interface to the new CLASS version. Place the header in `Backends/include/gambit/Backends/frontends/` and the source file in `Backends/src/frontends/`. Simply copy and rename the corresponding file for the default `classy` version and replace the version name. In both header and source file, only the version numbers need to be modified. In the header file, this means modifying the `#define VERSION` and `#define SAFE_VERSION` macros, and in the source file it means modifying the name of the header included with `#include`.
4. Re-run `cmake ..; make -jn gambit` in the GAMBIT build directory.

After running CMake again, it should be possible to build the new CLASS version by typing `make class_my_4.4.0` in the build directory. All structure members, input parameters and methods that are known to the Python wrapper of the new version will be automatically available to set and use from within GAMBIT.

Patches applied to CLASS

In principle it is not necessary to patch CLASS for a basic Λ CDM scan with GAMBIT. There are however two scenarios in which we need to apply patches:

- i) when using an external code (e.g. `MultiModeCode`; see Appendix C.5) to pass primordial power spectra to CLASS
- ii) when considering additional energy injection into the primordial gas around the time of CMB formation, requiring the passing of annihilation/decay coefficients to CLASS.

Both of these scenarios require the passing of arrays to CLASS. To accomplish this, we patch CLASS to accept pointers as inputs.¹⁹ The patches that we apply to modify existing input options are:

- **Additional primordial spectral type `"pointer_to_Pk"`**: In the standard version of CLASS, the user can choose different options for the computation of the primordial scalar and tensor power spectra via the input parameter `"P_k_ini type"`. We add the additional possibility `"pointer_to_Pk"` to the allowed values of `"P_k_ini type"`. Setting `"P_k_ini type"` to `"pointer_to_Pk"` passes arrays from `CosmoBit` to CLASS, and skips the computation of the primordial power spectra within CLASS.²⁰ This is used whenever one of the specific inflation models (Appendix B.2) is used in conjunction with `MultiModeCode` (i.e. when neither explicitly scanning `PowerLaw_ps` nor `Minimal_PowerLaw_ps`).

¹⁸Make sure that only one version of `classy` is tagged as the default, using the CMake command `set_as_default_version("backend" ${name} ${ver})`.

¹⁹We achieve this by converting the memory address to the array's first element to a string, which is converted back to a pointer within CLASS. Detailed comments on the implementation are given in the patch files, e.g. `Backends/patches/classy/2.6.3/classy_2.6.3.diff`.

²⁰In the function `primordial_init` in the CLASS source file `source/primordial.c`.

Type	Name of member variable/function	Purpose
pydict	<code>input_dict</code>	<code>private</code> dictionary filled with all inputs to be passed to CLASS
pydict	<code>get_input_dict ()</code>	<code>return input_dict</code>
void	<code>clear ()</code>	clear all entries from <code>input_dict</code>
bool	<code>has_key (str key)</code>	check if <code>key</code> is already contained in <code>input_dict</code>
void	<code>add_entry (str key, val_type val)</code>	add <code>key</code> , <code>val</code> pair to <code>input_dict</code> , for <code>val_type</code> <code>str</code> , <code>double</code> , <code>int</code> or <code>vector<double></code>
void	<code>merge_input_dicts (pydict extra_dict)</code>	merge entries from <code>extra_dict</code> into <code>input_dict</code> ; includes CLASS-specific rules on how to treat entries contained in both dictionaries

Table 10: Member variables and functions of the class `Classy_input`. The type `str` is a GAMBIT `typedef` of `std::string`, and `pydict` is shorthand for `pybind11::dict`. The main purpose of the class is to fill the member `input_dict` with all settings and parameters that must be passed to CLASS.

This allows CosmoBit to pass arrays of the wavenumber k (`k_array`), the amplitude of scalar modes (`pks_array`), and the amplitude of tensor modes (`pkt_array`) to CLASS, as computed anywhere else during a GAMBIT run. The length of the array is passed via the parameter `lnk_size`.

- **Additional energy injection coefficient types `pointer_to_fz_channel` and `pointer_to_fz_eff`:** ExoCLASS provides different options for the calculation of the efficiency functions of energy injection by decay or annihilation of exotic components during the formation of the CMB. The user can choose the calculation mode with the input parameter `energy_deposition_function`. We add two additional options for this parameter: `pointer_to_fz_channel` and `pointer_to_fz_eff`. If a decaying or annihilating dark matter model depositing energy at CMB times is scanned, CosmoBit automatically passes one of these options to ExoCLASS. Which option CosmoBit chooses depends on the operation mode of DarkAges (Appendix C.3). In each case, the relevant energy efficiency functions are passed to ExoCLASS and stored internally.

This patch only applies to ExoCLASS and is needed whenever a decaying or annihilating dark matter model is scanned (`AnnihilatingDM_general` or `DecayingDM_general`) in combination with `LCDM`.

Technical details

The classy wrapper provides a Python class *named* `Class`. It is common to instantiate the object as `cosmo` in CLASS examples. We refer to this object as `cosmo` for clarity in the following section. The object `cosmo` provides all necessary functions to run CLASS. For communication between C++ and Python within GAMBIT, we use `pybind11`,²¹ which for all intents and purposes, makes it possible to work directly with Python objects and execute Python code from within C++.

The first important part of the CLASS interface to GAMBIT is that CosmoBit must create a CLASS input dictionary reflecting all model- and likelihood-dependent run choices. To

²¹<https://github.com/pybind/pybind11>

achieve this, we implement several different model-specific module functions within CosmoBit. These functions gather the relevant input parameters for different models and store them in Python dictionaries. The dictionaries map the parameter names in CLASS syntax to the corresponding input values. CosmoBit collects these dictionaries into the final input dictionary for CLASS, `input_dict`, within the function `set_classy_input_params`. This `input_dict` is returned as a member variable of an instance of the class `Classy_input`, which provides some additional helper methods. This type is detailed in Table 10.

The second important part of the interface is the classy frontend. Here, the `static` object `cosmo` provides all necessary functions to steer CLASS: setting the input parameters (`cosmo.set(input_dict)`), running CLASS (`cosmo.compute()`), cleaning the structures (`cosmo.struct_cleanup()`), and requesting computed quantities (e.g. `cosmo.lensed_cl()` for the lensed CMB spectra). We implemented backend convenience functions to return relevant CLASS outputs. Besides the CMB spectra, these convenience functions return, e.g. the angular and luminosity distances to a given redshift, or the linear growth rate.

The individual steps executed in CosmoBit related to a CLASS call are:

1. Set input related to neutrino parameters and ultra-relativistic species.

`capability: classy_NuMasses_Nur_input, function: set_classy_NuMasses_Nur_input, type: pybind11::dict.`

Creates and returns a dictionary containing the CLASS inputs for: the number of ultra-relativistic species today ("`N_ur`"), the three SM neutrino masses ("`m_ncdm`"), and the neutrino-to-photon temperature ratio ("`T_ncdm`"). This function explicitly assumes that there are three massive neutrino eigenstates, and no other non-cold dark matter components. The values for "`N_ur`" and "`T_ncdm`" are obtained from the capabilities `N_ur` and `T_ncdm`, respectively.

2. Set primordial input parameters.

`capability: classy_primordial_input, type: pybind11::dict.`

Pass any relevant primordial quantities from CosmoBit to CLASS. The primordial helium abundance ("`YHe`") is set through a dependency on the capability `helium_abundance`. There are two separate functions fulfilling the capability `classy_primordial_input`, based on the form of the primordial power spectra:

(a) `function: set_classy_parameters_parametrised_ps.`

CosmoBit automatically activates this function if the model `PowerLaw_ps` (or its child `Minimal_PowerLaw_ps`) is in use. The pivot scale ("`k_pivot`"), the amplitude ("`ln10^{10}A_s`") and the tilt ("`n_s`") of the primordial scalar power spectrum are added to the Python dictionary. If the scalar-to-tensor ratio is not zero, the value of "`r`" is included in the dictionary and "`modes`" is set to "`s,t`", instructing CLASS to compute scalar and tensor modes.

(b) `function: set_classy_parameters_primordial_ps.`

CosmoBit automatically activates this function if an inflation model (`Inflation_...`) is in use. The shape of the primordial power spectra for scalar and tensor perturbations is accessed through a dependency on the capability `primordial_power_spectrum`. We set the CLASS option "`modes`" to "`s,t`" to compute scalar and tensor modes, and "`P_k_ini type`" to "`pointer_to_Pk`" to enable us to pass pointers to the arrays containing the wavenumber and the primordial scalar and tensor power spectra.

3. Set input parameters related to energy injection around the time of CMB formation.

`capability: classy_parameters_EnergyInjection, type: pybind11::dict.`

If any models of energy injection are being scanned, relevant parameters are added to the input dictionary, to be passed to ExoCLASS. The two functions with capability `classy_parameters_EnergyInjection` are `set_classy_parameters_EnergyInjection_AnnihilatingDM` and `set_classy_parameters_EnergyInjection_DecayingDM`. These respectively pass all parameters relevant for exotic energy injection from dark matter annihilation or decay, and are activated if the models `AnnihilatingDM_general` or `DecayingDM_general` (or any of their descendents) are in use.

4. Set input parameters from Planck likelihoods.

`capability: classy_PlanckLike_input, function: set_classy_PlanckLike_input, type: pybind11::dict.`

If one of the `plc` likelihoods (Appendix C.6) is in use, this function provides the relevant CLASS input settings for the likelihood calculation. These are the scale up to which the CMB spectra need to be computed (`"l_max_scalars"`), and the flags indicating to CLASS that it should include non-linear corrections to the matter power spectrum (`"non_linear" = "halofit"`) and the effects of gravitational lensing in its predictions of CMB spectra (`"lensing" = "yes"`). The output spectra are chosen according to which likelihood(s) the user requests (`"pCl"` for polarisation, `"tCl"` for temperature, `"lCl"` for lensing).

5. Set input parameters from MontePython likelihoods.

`capability: classy_MPLike_input, type: pybind11::dict.`

If any MontePython likelihoods require any additional output from CLASS, these are added to the input dictionary in order to ensure that they are computed.

- (a) `function: set_classy_input_no_MPLike`. Automatically chosen if MontePython is not installed. Returns an empty dictionary.
- (b) `function: set_classy_input_with_MPLike`. If MontePython likelihoods are in use, this adds the required input settings to the returned dictionary. If not, it returns an empty dictionary.

6. Combine all input parameters for CLASS run.

`capability: classy_input_parameters, function: set_classy_input_parameters, type: Classy_input.`

Sets the cosmological input parameters (`"T_cmb"`, `"omega_b"`, `"omega_cdm"`, `"tau_reio"`, and either `"H0"` or `"100*theta_s"`). This function also combines all CLASS input dictionaries from the capabilities mentioned above that were activated in a specific run.

To combine all input parameters, we implement a function customised to merge two CLASS input dictionaries, `merge_input_dicts`. If the two dictionaries both contain the same key, the corresponding values can either be concatenated or the lower/larger value chosen. Which rule applies depends on the specific parameter. For example, we concatenate all values given for the `"output"` option to ensure that CLASS calculates all required spectra. For precision parameters that lead to more precise calculations

when they take a larger or smaller value, we pass the higher-precision value to CLASS. If a key occurs in both dictionaries but no rule to merge the values for this key exists, CosmoBit will exit with an error identifying the problematic entry. It is left to the user to add a rule for this specific case to the function `merge_input_dicts`.

7. Run CLASS.

`BE_INI_FUNCTION`: `classy_2_*_*_init`, type: `void`.

These functions access the `classy_input_params` dictionary via a dependency, pass it to CLASS (`cosmo.set(input_dict)`), and execute the CLASS run (`cosmo.compute()`). If any errors occur, they catch and propagate them to GAMBIT.

The `compute` step is skipped if all input parameters of the current parameter point are identical to the ones from the previously calculated point. This avoids running CLASS to compute results that are still available to access from the `cosmo` object.

C.3 Interface to DarkAges

To derive the efficiency of energy injection at CMB times, we provide an interface to DarkAges 1.2.0, which is part of the ExoCLASS branch of CLASS [36]. DarkAges is a Python code normally called internally within a run of ExoCLASS. To allow for more flexibility and modularity, however, we interface DarkAges to GAMBIT as a standalone code, and use the results as external inputs to ExoCLASS.²² The code calculates the efficiency functions $f_{c/\text{eff}}(z)$ by means of the convolution of the particle spectrum of injected photon, electrons, and positrons in Eq. (5.27). DarkAges 1.2.0 can derive the table of channel-dependent efficiency functions $f_c(z)$ by using the transfer functions of [220], or compute the effective efficiency function $f_{\text{eff}}(z)$ needed for employing the factorisation approach of Eq. 5.28.

Practical usage

The interface to DarkAges is designed to be very compact, such that all important calculations are automatically performed within the initialisation step of the frontend if ExoCLASS and one of the annihilating or decaying dark matter models described in Appendix B.5 is in use. The default behaviour is to compute the table of energy injection efficiencies $f_c(z)$ separated into the five deposition channels considered in Ref. [220]: H ionisation, He ionisation, excitation, heating and low-energy photons. To request that DarkAges instead compute the effective efficiency function $f_{\text{eff}}(z)$, the user must set the `f_eff_mode` option accordingly in the `Rules` section of the YAML file. The full set of available options is:

```
Rules:
  # Options recognised by DarkAges
  - capability: DarkAges_1_2_0_init
    options:
      f_eff_mode: true      # Calculate  $f_{\text{eff}}(z)$  rather than  $f_c(z)$ .          Default: false
      print_table: false   # Print the table to stdout. Useful for debugging.      Default: false
      z_max: 1.e7          # Continue efficiency table up to a given redshift.          Default: 1.e7
```

Technical details

For convenient input and output, we define two custom datatypes: `Energy_injection_spectrum` and `Energy_injection_efficiency_table`. The first contains the injected spectra of electron-positron pairs and photons per interaction, and the respective kinetic energies at which these

²²Details of how we pass the results of DarkAges to ExoCLASS can be found in Appendix C.2.

Type	Name	Purpose
Energy_injection_spectrum		
<code>vec<double></code>	<code>E_el</code>	kinetic energies of the tabulated injection spectrum of electrons and positrons
<code>vec<double></code>	<code>E_ph</code>	kinetic energies of the tabulated injection spectrum of photons
<code>vec<double></code>	<code>spec_el</code>	spectrum $\frac{dN}{dE}$ of injected electrons and positrons per interaction
<code>vec<double></code>	<code>spe_ph</code>	spectrum $\frac{dN}{dE}$ of injected photons per interaction
Energy_injection_efficiency_table		
<code>bool</code>	<code>f_eff_mode</code>	flag indicating if table contains $f_{\text{eff}}(z)$ (<code>true</code>) or $f_c(z)$ (<code>false</code>)
<code>vec<double></code>	<code>f_eff</code>	effective efficiency $f_{\text{eff}}(z)$ of energy injection
<code>vec<double></code>	<code>redshift</code>	redshift z at which the efficiency functions are evaluated
<code>vec<double></code>	<code>f_heat</code>	efficiency of IGM heating by energy injection
<code>vec<double></code>	<code>f_lya</code>	efficiency of Ly- α excitation by energy injection
<code>vec<double></code>	<code>f_hion</code>	efficiency of hydrogen ionisation by energy injection
<code>vec<double></code>	<code>f_heion</code>	efficiency of helium ionisation by energy injection
<code>vec<double></code>	<code>f_lowe</code>	“inefficiency” of energy injection due to sub-10.2 eV energy losses

Table 11: `Energy_injection_spectrum` and `Energy_injection_efficiency_table` class member variables. Here `vec` is shorthand for `std::vector`. These types provide structures that conveniently collect inputs and outputs for the `DarkAges` interface. If `f_eff_mode = true`, only the `f_eff` member of `Energy_injection_efficiency_table` is filled. If `f_eff_mode = false`, the six other members are filled instead.

tables are defined. The latter datatype contains the calculated table of energy injection efficiencies and the redshifts z at which the efficiencies are defined. Depending on the calculation mode, the table contains either the effective efficiency to be used in the factorisation approach, or the efficiencies in the five separate channels. Details of these datatypes can be found in Table 11.

By design, the calculation of the efficiency tables is performed in the initialisation step of the `DarkAges` backend. The backend is only initialised when the following two requirements for a successful calculation of the efficiency tables are met:

1. The model considered involves either s -wave annihilation of dark matter, or dark matter decay. This must be indicated by the activation of either the `DecayingDM_general` or `AnnihilatingDM_general` model.²³ This means that the actual model being scanned must be translatable to one or the other of these two models, i.e. either a direct descendent of it, amongst its direct “friend” models, or descended from a friend. Full details on how to define model relationships in `GAMBIT` can be found in Ref. [7].
2. A function must exist with capability `energy_injection_spectrum` and result type `Energy_injection_spectrum` that is compatible with the model in question.

After initialisation, the `Energy_injection_efficiency_table` is accessible by the convenience function `get_energy_injection_efficiency_table()`.

²³The hybrid scenario involving both annihilating and decaying components is not currently supported.

Implementing a new model of energy injection

Here we outline the procedure for implementing a new model of energy injection and linking it to the existing code structure. As an example, we choose the scenario of a dark matter candidate producing a pair of neutral pions via s -wave annihilation $\chi\chi \rightarrow \pi^0\pi^0$. As neutral pions are unstable and primarily decay into a pair of photons, the spectrum of photons is not monochromatic. In fact, the particle spectrum of photons, produced by a boosted neutral pion of energy $E_{\pi^0} > m_{\pi^0}$ is box shaped and given by

$$\left. \frac{dN}{dE_\gamma} \right|_{\pi^0} = \frac{2}{\gamma\beta m_{\pi^0}} [\Theta(E_\gamma - E_-) - \Theta(E_\gamma - E_+)] \quad (\text{C.1})$$

with $\gamma = \frac{E_{\pi^0}}{m_{\pi^0}}$, and $E_\pm = \frac{m_{\pi^0}}{2\gamma(1 \mp \beta)}$ (c.f [253]). As the annihilation of (cold) dark matter into the pair of neutral pions occurs nearly at rest, we can identify $E_{\pi^0} = m_\chi$.²⁴ Additionally, we need to scale the spectrum by a factor of two, as we consider the decay of two neutral pions, resulting in the production of four photons in total. Integrating such a model into the existing code structure requires:

1. Defining a link to the “flag” model `AnnihilatingDM_general`.

For simplicity, we parametrise the model by only two parameters: the dark matter mass m_χ (in units of GeV), and the thermally-averaged cross-section $\langle\sigma v\rangle$ (in units of cm^3s^{-1}). We then define a new model `AnnihilatingDM_pi0` that contains these parameters, and make it a direct child of `AnnihilatingDM_general`. In this case, the model declaration to be added to `Models/include/gambit/Models/models/CosmoEnergyInjection.hpp` is

```
#define MODEL AnnihilatingDM_pi0
#define PARENT AnnihilatingDM_general
  START_MODEL
  DEFINEPARS(mass)      // Mass of dark matter candidate [GeV]
  DEFINEPARS(sigmax)    // Thermally-averaged annihilation cross-section [cm3s-1]
  INTERPRET_AS_PARENT_FUNCTION(AnnihilatingDM_pi0_to_AnnihilatingDM_general)
#undef PARENT
#undef MODEL
```

The model translation function `AnnihilatingDM_pi0_to_AnnihilatingDM_general` that should be added to `Models/src/models/CosmoEnergyInjection.cpp` is:

```
#define MODEL AnnihilatingDM_pi0
void MODEL_NAMESPACE::AnnihilatingDM_pi0::
  AnnihilatingDM_pi0_to_AnnihilatingDM_general
  (const ModelParameters &myP, ModelParameters &targetP)
{
  targetP.setValue("mass", myP.getValue("mass"));
  targetP.setValue("sigmax", myP.getValue("sigmax"));
}
#undef MODEL
```

Alternatively, a friend relationship can be defined in cases in which the model in question only partially maps to `AnnihilatingDM_general` or is already defined in another model hierarchy.

²⁴If we were to consider a subcomponent of dark matter decaying into two neutral pions, we would identify $E_{\pi^0} = m_\chi/2$. The remainder of this section is analogous for this scenario.

2. Providing the injected spectrum of electrons, positrons and photons.

This is achieved by declaring a new function for the existing `energy_injection_spectrum` capability tailored for the new model in `CosmoBit/include/gambit/CosmoBit/CosmoBit_rollcall.hpp`. For the given model, the rollcall declaration of this function is given by

```
#define CAPABILITY energy_injection_spectrum
START_CAPABILITY
#define FUNCTION energy_injection_spectrum_AnnihilatingDM_pi0
START_FUNCTION(DarkAges::Energy_injection_spectrum)
ALLOW_MODEL(AnnihilatingDM_pi0)
#undef FUNCTION
#undef CAPABILITY
```

and its implementation to be added to `CosmoBit/src/models/CMB.cpp` reads:

```
# include "gambit/Utils/numerical_constants.hpp"

// Compute the energy spectrum for  $\chi\chi \rightarrow \pi^0\pi^0$ 
void energy_injection_spectrum_AnnihilatingDM_pi0(DarkAges::Energy_injection_spectrum & spectrum)
{
    using namespace Pipes::energy_injection_spectrum_AnnihilatingDM_pi0;

    // Assume annihilation at rest
    double E_pi0 = *Param["mass"];

    // Get the  $\pi^0$  mass (from numerical_constants.hpp)
    const double m_pi0 = meson_masses.pi0;

    // Clear the spectra from the previous parameter point
    spectrum.E_el.clear();
    spectrum.E_ph.clear();
    spectrum.spec_el.clear();
    spectrum.spec_ph.clear();

    const int resolution = 1000;

    double gamma = E_pi0/m_pi0;
    double beta = pow( 1 - pow(gamma,-2), 0.5);

    const double E_min = m_pi0 / (2 * gamma * (1 + beta));
    const double E_max = m_pi0 / (2 * gamma * (1 - beta));
    const double amplitude = 4 / (gamma * beta * m_pi0);

    // Set the photon spectrum. There are no  $e^+e^-$  produced
    // in this model, so we leave spectrum.spec_el alone.
    spectrum.spec_ph.resize(resolution,amplitude);

    // Set the energy axis. No need to set spectrum.E_el in this example.
    double E = E_min;
    double dE = (E_max - E_min)/(resolution-1);
    spectrum.E_ph.resize(resolution,0.0);
    for (auto& it : spectrum.E_ph)
    {
        it = E;
        E += dE;
    }
}
```



```
}  
}
```

C.4 Interface to MontePython

As GAMBIT has its own dedicated sampling module, `ScannerBit`, `CosmoBit` treats `MontePython` simply as a bank of likelihood functions, which it refers to as “`MontePythonLike`”. This allows one to employ any public or private `MontePython` likelihood out-of-the-box in a GAMBIT scan. Each likelihood call within `MontePython` is to a member function of a Python object. At run time, `CosmoBit` loads the `MontePython` likelihoods to be used in a scan by creating instances of each of the relevant objects. This means that if the user implements a new likelihood in `MontePython`, there is no need to recompile or add any new code to GAMBIT.

In the first release of `CosmoBit`, we provide an interface to `MontePython 3.3.0`, and apply patches to ensure Python 3 compatibility. Additionally, we add the new likelihood `bao_correlations`. This likelihood includes distance measurements using BAO data from BOSS DR12 and eBOSS DR14, taking into account the cosmology-dependent cross-correlations owing to the volume overlap of the two probes. For details, refer to Ref. [71], where this likelihood is introduced. All patches and new files are located in `Backends/patches/montepythonlike/3.3.0/`.

Note that the current interface to `MontePython` does not support the creation of files containing spectra computed for a fiducial model. This is the case, for example, for the SKA and Euclid likelihoods. Nevertheless, these likelihoods can still be used if the file containing the fiducial spectrum is provided in advance. This can be achieved by running `MontePython` as a standalone code, and then copying the resulting fiducial file to the corresponding place in the `MontePythonLike` installation folder within GAMBIT.

Practical usage

The `MontePythonLike` interface calls all of the requested `MontePython` log-likelihood functions, and sums their results to obtain a single contribution to the total likelihood, $\ln \mathcal{L}_{\text{MP}}$. To include a given set of `MontePythonLike` likelihoods in $\ln \mathcal{L}_{\text{MP}}$, the list of likelihoods (as named in `MontePython`) must be included as `sub_capabilities` of the function `MP_combined_LogLike`.

An example YAML entry instructing GAMBIT to include the `MontePython` likelihoods (‘experiments’) `Pantheon` and `bao_smallz_2014` in a scan is simply:

```
ObsLikes:  
  # Use MontePython likelihoods in scan  
  - capability: MP_combined_LogLike  
    purpose: LogLike  
    # Select default versions of the Pantheon BAO BOSS 2014 likelihoods  
    sub_capabilities:  
      Pantheon: default  
      bao_smallz_2014: default
```

The value `default` for the chosen likelihoods means that the default `.data` settings file is used. These can also be omitted and the sub-capabilities simply given as a list, e.g. `[Pantheon, bao_smallz_2014]`, in which case the default data files are implicitly assumed.²⁵ If the user wishes to use non-standard settings, they can specify a path (relative to the GAMBIT installation directory) to a custom settings file for the corresponding likelihood.

²⁵The default settings are saved within the folder `Backends/installed/montepythonlike/3.1.0/montepython/likelihoods/likelihood_name/likelihood_name.data`.

To print out the contribution of each individual likelihood component, the capability `MP_LogLikes` should be added as an `Observable` to the YAML file. This capability saves key-value pairs of experiment name and corresponding log-likelihood to the printer for each given MontePythonLike likelihood.

By default, all `sub_capabilities` of the function `MP_combined_LogLike` are included in the map sent to the printer. It is also possible to request likelihoods from additional experiments via the `sub_capabilities` of `MP_LogLikes`, without adding them to $\ln \mathcal{L}_{MP}$. This can be useful for testing how the scanned model performs when compared to measurements that are not independent of a dataset used for the parameter scan, or in tension with another dataset.

Continuing on from the above example, one would add the following additional YAML entry to print the log-likelihood from HST *without* adding it to $\ln \mathcal{L}_{MP}$:

```
ObsLikes:
  ...
  # Print a breakdown of each likelihood component.
  # Pantheon and BAO smallz included by default for the above example.
  - purpose: Observable
    capability: MP_LogLikes
    type: map_str_dbl
    # Also save the output from HST but *do not* add it to lnL_MP
    sub_capabilities:
      hst: default
```

If the user request a likelihood in their YAML file that does not exist in the MontePython-Like installation folder at run-time, CosmoBit will exit with an error and print all currently available likelihoods to the terminal.

The user need not specify which spectra or quantities are required from CLASS for the likelihood calculations, as this is automatically determined by CosmoBit as long as the following `Rule` is present:

```
Rules:
  # Add likelihood specific input arguments to CLASS input
  - capability: classy_MPLike_input
    function: set_classy_input_with_MPLike
```

This rule makes sure that potential run options for CLASS required by the chosen MontePython likelihoods are added to the input dictionary for CLASS. If no MontePython likelihoods are in use, but MontePython is installed, the function `set_classy_input_with_MPLike` will simply return an empty dictionary.

It is the user's responsibility to ensure that they have included models in their YAML file that include all nuisance parameters required by their nominated MontePythonLike likelihoods. One can achieve this by including pre-defined models with the required parameters in the scan. The naming convention of these pre-defined models is such that the nuisance parameters used by MontePythonLike likelihood `example_like` are contained in the corresponding model `cosmo_nuisance_example_like`. In general, GAMBIT automatically checks both if all models being scanned over are used for computing some quantity, and if all nuisance parameters required for computing the requested likelihoods and observables are specified in the YAML file. If this is not the case, it exits with an error message indicating the missing parameter and which model must be included. Likewise, we include a test within the MontePythonLike frontend that no nuisance parameters being scanned are associated with MontePythonLike likelihoods that are not used.

Technical details

When run inside GAMBIT, MontePython is neither allowed to control the parameter sampling nor to internally execute a call to CLASS. All information is centrally stored and administrated by CosmoBit. To achieve this isolated use of the likelihood calculations, we have defined alternative `Likelihood` and `Data` classes to the ones implemented in MontePython. When executing the download and build step for MontePythonLike within GAMBIT, we copy these alternative definitions to the installation directory, and apply a patch that makes all likelihoods import and use these alternative definitions instead of the original ones. Note that a result of this patching procedure is that the specific installation of MontePython in the GAMBIT backends directory can not be used as a standalone program.

The patch of MontePython for use within GAMBIT removes all dependencies on MontePython command-line arguments, input and output streams, as well as all calls to CLASS. These MontePython features are not needed, as all input settings, writing of output files and calls to other backends are managed by GAMBIT.

CosmoBit executes the following individual steps when MontePython likelihoods are used:

1. Set experiment names.

`capability: MP_objects, function: create_MP_objects, type:MPLike_objects_container.`

Create a container from the input requested in the YAML file via the `sub_capabilities` of `MP_Combined_LogLike` and `MP_LogLikes`. This function checks that the requested experiments exist within MontePython, then creates an `MPLike_objects_container`, which contains:

- A Python object of type `Data`, containing all experimental data to be used for likelihood computations
- A `map` from strings to Python objects, with keys given by experiment names and values given by MontePython likelihood objects.

This step is only executed once, when the first parameter point is calculated.

2. Set nuisance parameter values.

`capability: parameter_dict_for_MPLike, function: set_parameter_dict_for_MPLike, type: pybind11::dict.`

The current values of all nuisance parameters must be passed to MontePython when computing likelihoods. This is done by the function `set_parameter_dict_for_MPLike`, which has access to all nuisance parameters through the `ALLOW_MODELS` macro in its rollcall header definition. If none of the active likelihoods require the use of extra nuisance parameters, the function `pass_empty_parameter_dict_for_MPLike` will *automatically* be chosen to satisfy the capability,²⁶ simply passing an empty dictionary. If the user wishes to implement a new nuisance parameter model for a MontePython likelihood, they must add that model to the list of allowed models for the function `set_parameter_dict_for_MPLike`.

3. Get CLASS input settings.

`capability: classy_MPLike_input, function: set_classy_input_with_MPLike, type: pybind11::dict.`

²⁶That is, assuming that the dependency resolver option `prefer_model_specific_functions` has not been changed from its default (`true`; [7]).

Get all arguments for a CLASS run required by the MontePython likelihoods and add them to the input dictionary that will be passed to CLASS (see Appendix C.2 for details of how this input dictionary is filled). These likelihood-dependent settings contain parameters such as specific observables or increased precision settings. This ensures that CLASS computes the required output observables, such as the matter power spectrum at a certain redshift. To obtain the inputs required for CLASS, we initialise the `Data` object with the list of all experiment names in use obtained from step 1, and make a call to its method `cosmo_arguments`, which returns a Python dictionary containing all the needed run options.

This step is only executed once, when the first parameter point is calculated.

4. Calculate MontePython likelihoods.

`capability`: `MP_LogLikes`, `function`: `compute_MP_LogLikes`, `type`: `map_str_dbl`.

After a call to CLASS, CosmoBit iterates over the requested MontePython likelihoods, querying each of them in turn for their log-likelihood values. It saves the resulting values to a map, with keys given by the experiment names.

5. Calculate combined MontePython likelihoods.

`capability`: `MP_Combined_LogLike`, `function`: `compute_MP_combined_LogLike`, `type`: `double`.

Finally, all individual log-likelihood values contained in the map obtained in step 5 are summed to give the combined likelihood contribution from all requested MontePython likelihoods.

C.5 Interface to MultiModeCode

As traditionally described by Λ CDM, the shape of the primordial spectrum of scalar perturbations is purely phenomenological. In theories where these density perturbations are sourced by inflation, the fundamental properties that we probe observationally are those of the inflaton potential. In CosmoBit we allow the user to either scan the parameters of a phenomenological description of the primordial scalar and tensor power spectra, or to scan those of a specific inflationary theory. In both cases, one must also specify a cosmological model: either `LCDM` or `LCDM_theta`.

To compute primordial power spectra from inflationary theories, CosmoBit provides an interface to the Fortran95/2000 inflationary solver MultiModeCode [38]. MultiModeCode can solve the equations of motion of the background and first-order perturbations for single and multifield inflation models with canonical kinetic terms and minimal coupling to gravity. It is an extension of the single-field inflationary solver ModeCode [37], which is also implemented in CLASS.

Practical usage

When scanning an inflationary model, the user has the option of returning either the full scalar and tensor power spectra to CosmoBit (to pass to CLASS), or parameters describing the shape of the power spectra. These are governed by the types `Primordial_ps` and the `ModelParameters` of the `PowerLaw_ps` model, respectively. The names of the member variables for `Primordial_ps` are provided in Table 12, while the `PowerLaw_ps` model is described in Sec. B.2. Passing the full power spectra can provide physics not captured by the parametrised spectrum, such as running of the scalar spectral index. This allows the user to explore the full phenomenology

CosmoBit type	Member variable and description	C++ Type
Primordial_ps	k , wavenumbers k	<code>std::vector<double></code>
	P_s , scalar power spectrum $P_s(k)$	<code>std::vector<double></code>
	P_t , tensor power spectrum $P_t(k)$	<code>std::vector<double></code>
	N_{pivot} , number of e -folds N_{\star}	<code>double</code>

Table 12: Table describing the member variables of `Primordial_ps`. Each variable has a corresponding getter and setter function: `get_variable` and `set_variable`. Note that the corresponding structure for the parametrised power spectra is provided by the `PowerLaw_ps` model; see Sec. B.2 for details.

of a given inflationary model, and is especially important for models beyond slow-roll. When given the parametrised form of the power spectra, CLASS will recompute a more approximate version of the full spectra internally anyway, so passing the full spectra is also recommended in order to avoid computing the power spectra twice.

The `Primordial_ps` class (Table 12) holds vectors of k values, with corresponding values of $P(k)$ for scalar and tensor perturbations.²⁷ To elect to use the full power spectra, one would include the following YAML snippet:

```
Rules:
# Pass arrays (k, P(k)) to CLASS
- capability: classy_primordial_input
  function: set_classy_parameters_primordial_ps
```

To use the parametrised version of the power spectrum, one would instead include:

```
Rules:
# Pass A_s, n_s and r to CLASS
- capability: classy_primordial_input
  function: set_classy_parameters_parametrised_ps
```

Whether using the full spectra or their parametrised versions as input to CLASS, the parametrised power spectra for each point in a scan can be output by including:

```
ObsLikes:
# Send A_s, n_s, r and N_pivot to the printer
- purpose: Observable
  capability: PowerLaw_ps_parameters
```

Adding an inflationary model to GAMBIT

When adding a new inflationary potential to GAMBIT, it must also be defined within `MultiModeCode`. Existing potentials can be found in the `MultiModeCode` file `modpk_potential.f90`, each with a unique (integer) `case` for the parameter `potential_choice`. If a user wishes to add a *new* potential to `MultiModeCode`, this file must be modified; the procedure for adding a new model is outlined in Appendix B of the `MultiModeCode` manual [38].

1. When implementing an inflationary model defined in `MultiModeCode` into GAMBIT, this model is included within GAMBIT like any other physics model. The model definition for a GAMBIT model called `new_inflationary_model` with a single parameter λ reads

²⁷For the single-field inflationary models included in this release of `CosmoBit`, isocurvature modes do not exist. For multifield inflationary models, they can be important, and the interface should be modified in order to pass them to both `Primordial_ps` and CLASS.

```

#define MODEL new_inflationary_model
  START_MODEL
  DEFINEPARS(lambda)
  INTERPRET_AS_X_FUNCTION(PowerLaw_ps, as_PowerLaw)
  INTERPRET_AS_X_DEPENDENCY(PowerLaw_ps, PowerLaw_ps_parameters, ModelParameters)
#undef MODEL

```

in the model file `Models/include/gambit/Models/CosmoModels.hpp`. The `INTERPRET_AS_X...` entries are needed to allow GAMBIT to map from the inflationary model to the `PowerLaw_ps` model. Correspondingly, the following entry must be placed in the definition of `INFLATION_MODEL_TO_POWER_LAW` in `Models/src/models/CosmoModels.cpp`,

```
INFLATION_MODEL_TO_POWER_LAW(new_inflationary_model)
```

2. Once a new inflationary model is included in GAMBIT, the user must add an entry to the function `set_multimode_inputs` in `CosmoBit/src/Inflation.cpp`. This entry tells GAMBIT which value of `potential_choice` to instruct `MultiModeCode` to adopt.

When passing model parameters from GAMBIT to `MultiModeCode`, the parameters passed must correspond directly to `MultiModeCode`'s internal parametrisation: `vparams`, an array containing parameters defining the inflationary potential, `vparam_rows`, the number of parameters defining the potential *per* inflaton, and `num_inflaton`, the number of inflatons.

Consider the potential for `new_inflationary_model` implemented as `case 20` in `modpk_potential.f90`. The entry in `set_multimode_inputs` would read

```

// Previous if (ModelInUse(...)) statements above
else if (ModelInUse(new_inflationary_model))
{
  // Note: MultiModeCode uses log10 of this parameter
  result.vparams.push_back(log10(*Param[lambda]));
  // This corresponds to the Fortran case 20 in modpk_potential.f90
  result.potential_choice = 20;
  // This corresponds to the number of parameters used defining the potential.
  // In this case it is just one: λ.
  result.vparam_rows = 1;
}

```

3. Finally, the newly-defined model must be permitted to be used by the functions specific to `MultiModeCode`. This can be achieved with the `ALLOW_MODEL` macro, by adding

```
ALLOW_MODEL(new_inflationary_model)
```

to the module function declaration for `set_multimode_inputs` in `CosmoBit/rollcall.hpp`.

Note that, by default, models in `CosmoBit` assume instant reheating. Changing this assumption would require adjustment of the `MultiModeCode` frontend interface, and is planned for future versions of `CosmoBit`. In such a case, N_* would no longer be a derived quantity, but an input.

For multifield inflation models (not yet supported by `CosmoBit`), the initial field conditions may become important. For these scenarios, the user would also need to pass the vectors `phi_init0` and `dphi_init0` to `MultiModeCode`, which define the initial conditions for

Option	C++ Type	Utility	Default
<code>silence_output</code>	<code>int</code>	if 1, all uncaught error messages from MultiModeCode are silenced; if 0 they are all printed	0
<code>dlnk</code>	<code>double</code>	difference in k -space used when calculating observables at k_* via finite difference (units of Mpc^{-1})	0.4
<code>numsteps*</code>	<code>int</code>	number of k -bins when calculating $P(k)$	100
<code>k_min*</code>	<code>double</code>	large-scale limit of the wavenumber when calculating $P(k)$	<code>1e-6</code>
<code>k_max*</code>	<code>double</code>	small-scale limit of the wavenumber when calculating $P(k)$	<code>1e6</code>

Table 13: Options for the MultiModeCode backend that can be set directly in the YAML file, as `runOptions` of the function `set_multimode_inputs`. Parameters with an asterisk (*) are only used when calculating the full power spectrum (i.e. when `set_classy_parameters_primordial_ps` is specified in the YAML file). Note that the pivot scale k_* can be set using the `runOptions` for the function `set_k_pivot` (satisfying capability `k_pivot`).

the field values and time derivatives of the inflationary fields. For single-field inflation, the initial conditions can be estimated from the slow-roll approximation, and are already added automatically by MultiModeCode to the `initialphi(phi0)` function in `modpk_potential.f90`.

Technical details

GAMBIT has its own driver function that is patched into MultiModeCode when the latter is built. The driver function calls MultiModeCode routines and interfaces with GAMBIT via the object `gambit_inflation_observables`. This object contains observables associated with the computation of power spectra, such as A_s , n_s and r if using a parametrised power spectra, or k , $P_s(k)$ and $P_t(k)$ if using the full power spectra.

Communication between CosmoBit and MultiModeCode proceeds as follows:

1. Initialise inflationary settings.

`capability: multimode_input_parameters, function: set_multimode_inputs, type: Multimode_inputs.`

All important settings to be passed to MultiModeCode when computing power spectra can be specified in the YAML file. For a list of all options see Table 13.

This function also sets the MultiModeCode internal parameters such `vparams` and `potential_choice` from the GAMBIT model parameters.

2. Compute power spectra with MultiModeCode.

There are two options when computing power spectra. The user can either choose to return the full power spectrum, or the parametrised version (see Table 12). The functions returning these types respectively are:

- (a) `capability: primordial_power_spectrum, function: get_multimode_primordial_ps, type: Primordial_ps.`

Option	C++ Type	Utility	Default Value
<code>slowroll_inflation_end</code>	<code>bool</code>	forces inflation to end when the slow-roll parameter is 1	<code>True</code>
<code>use_deltaN_SR</code>	<code>bool</code>	determines whether δN observables [254] are calculated (assuming slow-roll and sum-separable potentials) at the pivot scale	<code>False</code>
<code>use_horiz_cross_approx</code>	<code>bool</code>	determines whether the horizon-crossing-approximation is ignored	<code>False</code>
<code>evaluate_modes</code>	<code>bool</code>	determines whether first-order perturbation equations are solved	<code>True</code>
<code>get_runningofrunning</code>	<code>bool</code>	determines whether the derivative of the spectral index with respect to $\ln(k)$ is calculated	<code>False</code>

Table 14: MultiModeCode parameter choices (excluding those described in Table 13) that can be set in the constructor for `Multimode_inputs` in `Backends/src/backend_types/MultiModeCode.cpp`. These parameters exclude those used to determine the precision of the inflationary ODE solutions; these can be modified in the driver function patched into MultiModeCode.

Creates a `gambit_inflation_observables` object containing the options specified in `set_multimode_inputs`. Calls `MultiModeCode` via the backend convenience function `multimodecode_primordial_ps` defined in the GAMBIT driver function. This convenience function solves the inflationary equations of motion and fills the `gambit_inflation_observables` with arrays defining the power spectrum. `CosmoBit` then probes the `gambit_inflation_observables` object, and transfers k , $P_s(k)$, $P_t(k)$ and N_* to the `Primordial_ps` type, ready for use in other calculations in GAMBIT.

- (b) `capability`: `PowerLaw_ps_parameters`, `function`: `get_multimode_parametrised_ps`, `type`: `ModelParameters` (for model `PowerLaw_ps`).

As above, but calls the convenience function `multimodecode_parametrised_ps` instead. This fills the `gambit_inflation_observables` object with n_s , A_s , r , and N_* . These values are returned in the form of a `ModelParameters` object for `PowerLaw_ps`.

From here, one of the power spectrum types has been filled, and will be passed to `classy`. For details on how the power spectrum types are handled and passed to `classy`, see Appendix C.2.

Finally, note that the remaining MultiModeCode parameter choices (excluding those described in Table 13) can be altered by modifying the constructor of `Multimode_inputs` in `CosmoBit_types.cpp`. These additional parameters become relevant if, for example, the user wishes to interface to a multifield potential. These options are shown in Table 14.

C.6 Interface to `plc`

The `plc` backend provides the Planck 2015 and 2018 likelihoods. The relevant YAML settings for using `plc` are:

```
ObsLikes:
```



```

# 'Prior' likelihoods

- purpose: LogLike
  capability: Planck_nuisance_prior_loglike

- purpose: LogLike
  capability: Planck_sz_prior_loglike

# Choose which Planck likelihoods to use, and where to get them from.

- purpose: LogLike
  capability: Planck_lowl_loglike
  function: function_Planck_lowl_TTEE_2018_loglike

- purpose: LogLike
  capability: Planck_highl_loglike
  function: function_Planck_highl_TTEEE_2018_loglike

- purpose: LogLike
  capability: Planck_lensing_loglike
  function: function_Planck_lensing_2018_loglike

```

The different Planck likelihoods, for high- and low- ℓ as well as lensing, can be provided by different module functions, depending on which exact combination of data the user wants to include. The different options available within CosmoBit are detailed in Table 15.

For several of the nuisance parameters, associated with the Planck likelihoods, it is advisable to apply specific priors on them [31, 44]. In order to use the plc likelihoods with these priors also in the context of frequentist analyses, they are implemented in CosmoBit as likelihoods such that they need to be included in the `ObsLikes` section of the YAML file. The available prior likelihoods are `Planck_nuisance_prior_loglike` and `Planck_sz_prior_loglike`. For details, we refer to the original paper and to their implementation in `CosmoBit/src/Planck.cpp`.

Running the command `make plc` will download and configure plc 3.0, but will not retrieve the likelihood data themselves. The latest (i.e. 2018) likelihood data can be obtained by running `make plc_data`, which is equivalent to running `make plc_data_3.0`. The 2015 data can be retrieved by running `make plc_data_2.0`. Alternatively, if the user has already downloaded the likelihood data independently of GAMBIT, the file path can just be set with:

```

Rules:
# Set path to downloaded Planck data
- capability: plc_3_0_init
  options:
    plc_data_2_path: /path/to/downloaded/Planck2015/data # Data release of 2015 (plc_2.0)
    plc_data_3_path: /path/to/downloaded/Planck2018/data # Data release of 2018 (plc_3.0)

```

D List of capabilities

We provide a complete list of the capabilities included in the first release of CosmoBit, including the module functions available to use them, dependencies and backend requirements. These include general cosmological quantities (Table 16), quantities related to energy injection (Table 17), CMB power spectra (Table 18), Planck likelihoods (Tables 19 and 20), inflation (Table 21), BBN (Table 22), and the interfaces to MontePython (Table 23) and classy (Table 24).

Capability	Function
Planck_lowl_loglike	function_Planck_lowl_TTEE_2018_loglike
	function_Planck_lowl_TT_2018_loglike
	function_Planck_lowl_EE_2018_loglike
	function_Planck_lowl_TT_2015_loglike
	function_Planck_lowl_TEB_2015_loglike
Planck_highl_loglike	function_Planck_highl_TTTEEE_2018_loglike
	function_Planck_highl_TTTEEE_lite_2018_loglike
	function_Planck_highl_TT_2018_loglike
	function_Planck_highl_TT_lite_2018_loglike
	function_Planck_highl_TTTEEE_2015_loglike
	function_Planck_highl_TTTEEE_lite_2015_loglike
	function_Planck_highl_TT_2015_loglike
	function_Planck_highl_TT_lite_2015_loglike
Planck_lensing_loglike	function_Planck_lensing_2018_loglike
	function_Planck_lensing_marged_2018_loglike
	function_Planck_lensing_2015_loglike

Table 15: The capabilities and functions provided by the interface to `plc`. The 2018 likelihoods (above the dashed lines) require version 3.0 of the `plc_data`, whereas the 2015 likelihoods (below) require version 2.0.

Capability and brief description	Function (Return Type)	Dependencies [type] / BE requirement {type}
<code>mNu_tot</code> Returns the total mass of neutrinos in eV.	<code>get_mNu_tot (double)</code>	
<code>Neff_SM</code> Returns the effective number of neutrino species in the SM.	<code>get_Neff_SM (double)</code>	
<code>Neff</code> Returns the effective number of neutrino species.	<code>get_Neff_classy (double)</code>	<code>class_get_Neff {double}</code>
<code>T_ncdm</code> Returns the neutrino temperature in units of T_{CMB} .	<code>T_ncdm (double)</code> <code>T_ncdm_SM (double)</code>	
<code>N_ur</code> Returns the total number of ultra-relativistic species today.	<code>get_N_ur (double)</code>	<code>Neff_SM [double]</code>
<code>k_pivot</code> Returns the comoving pivot scale, k_* in Mpc^{-1} .	<code>set_k_pivot (double)</code>	
<code>H0</code> Returns the Hubble rate today, H_0 , in km/s/Mpc .	<code>get_H0_classy (double)</code>	<code>class_get_H0 {double}</code>
<code>n0_g</code> Returns the number density of photons today, n_0^γ , in cm^{-3} .	<code>compute_n0_g (double)</code>	
<code>rs_drag</code> Returns the comoving sound horizon at baryon drag.	<code>get_rs_drag_classy (double)</code>	<code>class_get_rs {double}</code>
<code>S8_cosmo</code> Returns $S_8 = \sigma_8(\Omega_m/0.3)^{0.5}$, a measure for the amplitude of the matter power spectrum on scale $8/h$ Mpc.	<code>get_S8_classy (double)</code>	<code>Omega0_m [double]</code> <code>class_get_sigma8 {double}</code>
<code>Omega0_m</code> Returns the total matter content today, Ω_m .	<code>get_Omega0_m_classy (double)</code>	<code>class_get_Omega0_m {double}</code>
<code>Omega0_b</code> Returns the total baryon content today, Ω_b .	<code>compute_Omega0_b (double)</code>	<code>H0 [double]</code>
<code>Omega0_cdm</code> Returns the total cold DM content today, Ω_{cdm} .	<code>compute_Omega0_cdm (double)</code>	<code>H0 [double]</code>
<code>Omega0_r</code> Returns the total radiation content today, Ω_r .	<code>get_Omega0_r_classy (double)</code>	<code>class_get_Omega0_r {double}</code>
<code>Omega0_g</code> Returns the total photon content today, Ω_γ .	<code>compute_Omega0_g (double)</code>	<code>H0 [double]</code>
<code>Omega0_ur</code> Returns the total content in ultrarelativistic species today.	<code>compute_Omega0_ur (double)</code> <code>get_Omega0_ur_classy (double)</code>	<code>Omega0_g [double]</code> <code>N_ur [double]</code> <code>class_get_Omega0_ur {double}</code>
<code>Omega0_ncdm</code> Returns the total neutrino content today, Ω_{ncdm} .	<code>get_Omega0_ncdm_classy (double)</code>	<code>class_get_Omega0_ncdm_tot {double}</code>
<code>eta0</code> Returns the baryon-to-photon ratio today, η_0 .	<code>eta0_LCDM (double)</code>	

Table 16: Capabilities in CosmoBit used for general cosmological quantities.

Capability and brief description	Function (Return Type)	Dependencies [type] / BE requirement {type}
energy_injection_efficiency Gets the energy injection efficiency table from the DarkAges frontend.	energy_injection_efficiency_func (DarkAges::Energy_injection_efficiency_table)	get_energy_injection_efficiency_table {DarkAges::Energy_injection_efficiency_table}
energy_injection_spectrum Returns the spectrum of electrons/positrons and photons injected by the decay or annihilation of DM.	energy_injection_spectrum_AnnihilatingDM_mixture (DarkAges::Energy_injection_spectrum)	
	energy_injection_spectrum_DecayingDM_mixture (DarkAges::Energy_injection_spectrum)	

Table 17: Capabilities in CosmoBit related to energy injection.

Capability and brief description	Function (Return Type)	Dependencies [type] / BE requirement {type}
unlensed_Cl_TT Returns the unlensed dimensionless CMB temperature-temperature anisotropy spectrum.	class_get_unlensed_Cl_TT (std::vector<double>)	class_get_unlensed_cl {std::vector<double>}
unlensed_Cl_TE Returns the unlensed dimensionless CMB TE cross-correlations.	class_get_unlensed_Cl_TE (std::vector<double>)	class_get_unlensed_cl {std::vector<double>}
unlensed_Cl_EE Returns the unlensed dimensionless CMB E-mode spectrum.	class_get_unlensed_Cl_EE (std::vector<double>)	class_get_unlensed_cl {std::vector<double>}
unlensed_Cl_BB Returns the unlensed dimensionless CMB B-mode spectrum.	class_get_unlensed_Cl_BB (std::vector<double>)	class_get_unlensed_cl {std::vector<double>}
unlensed_Cl_PhiPhi Returns the unlensed dimensionless CMB lensing potential.	class_get_unlensed_Cl_PhiPhi (std::vector<double>)	class_get_unlensed_cl {std::vector<double>}
lensed_Cl_TT Returns the lensed dimensionless CMB temperature-temperature anisotropy spectrum.	class_get_lensed_Cl_TT (std::vector<double>)	class_get_lensed_cl {std::vector<double>}
lensed_Cl_TE Returns the lensed dimensionless CMB TE cross-correlations.	class_get_lensed_Cl_TE (std::vector<double>)	class_get_lensed_cl {std::vector<double>}
lensed_Cl_EE Returns the lensed dimensionless CMB E-mode spectrum.	class_get_lensed_Cl_EE (std::vector<double>)	class_get_lensed_cl {std::vector<double>}
lensed_Cl_BB Returns the lensed dimensionless CMB B-mode spectrum.	class_get_lensed_Cl_BB (std::vector<double>)	class_get_lensed_cl {std::vector<double>}
lensed_Cl_PhiPhi Returns the lensed dimensionless CMB lensing potential.	class_get_lensed_Cl_PhiPhi (std::vector<double>)	class_get_lensed_cl {std::vector<double>}

Table 18: Capabilities in CosmoBit related to CMB power spectra.

Capability and brief description	Function (Return Type)	Dependencies [type] / BE requirement {type}
Planck_lowl_loglike Computes the Planck CMB likelihood for the multipole range $2 \leq \ell \leq 29$. All module functions described here have the prefix <code>function_Planck_lowl_</code> .	<code>.._TT_2015_loglike (double)</code>	<code>T_cmb [double]</code> <code>lensed_Cl_TT [std::vector<double>]</code> <code>plc_loglike_lowl_TT_2015 {double}</code>
	<code>.._TEB_2015_loglike (double)</code>	<code>T_cmb [double]</code> <code>lensed_Cl_TT [std::vector<double>]</code> <code>lensed_Cl_TE [std::vector<double>]</code> <code>lensed_Cl_EE [std::vector<double>]</code> <code>lensed_Cl_BB [std::vector<double>]</code> <code>plc_loglike_lowl_TEB_2015 {double}</code>
	<code>.._TTEE_2018_loglike (double)</code>	<code>T_cmb [double]</code> <code>lensed_Cl_TT [std::vector<double>]</code> <code>lensed_Cl_EE [std::vector<double>]</code> <code>plc_loglike_lowl_TT_2018 {double}</code> <code>plc_loglike_lowl_EE_2018 {double}</code>
	<code>.._TT_2018_loglike (double)</code>	<code>T_cmb [double]</code> <code>lensed_Cl_TT [std::vector<double>]</code> <code>plc_loglike_lowl_TT_2018 {double}</code>
	<code>.._EE_2018_loglike (double)</code>	<code>T_cmb [double]</code> <code>lensed_Cl_EE [std::vector<double>]</code> <code>plc_loglike_lowl_EE_2018 {double}</code>
Planck_lensing_loglike Computes the Planck lensing log-likelihood for a given set of C_ℓ s. All module functions described here have the prefix <code>function_Planck_lensing_</code> .	<code>.._marged_2018_loglike (double)</code>	<code>lensed_Cl_PhiPhi [std::vector<double>]</code> <code>plc_loglike_lensing_marged_2018 {double}</code>
	<code>.._2018_loglike (double)</code>	<code>lensed_Cl_TT [std::vector<double>]</code> <code>lensed_Cl_TE [std::vector<double>]</code> <code>lensed_Cl_EE [std::vector<double>]</code> <code>lensed_Cl_PhiPhi [std::vector<double>]</code> <code>T_cmb [double]</code> <code>plc_loglike_lensing_2018 {double}</code>
	<code>.._2015_loglike (double)</code>	<code>lensed_Cl_TT [std::vector<double>]</code> <code>lensed_Cl_TE [std::vector<double>]</code> <code>lensed_Cl_EE [std::vector<double>]</code> <code>lensed_Cl_PhiPhi [std::vector<double>]</code> <code>T_cmb [double]</code> <code>plc_loglike_lensing_2015 {double}</code>
Planck_nuisance_prior_loglike Provides Gaussian priors on the nuisance parameters of the Planck likelihoods, as suggested by the Planck collaboration.	<code>compute_Planck_nuisance_prior_loglike (double)</code>	
Planck_sz_prior_loglike Provides priors on the tSZ and kSZ amplitudes. The correlation is unconstrained by Planck. Uses prior based on SPT and ACT data, cf. Eq. (32) of [31].	<code>compute_Planck_sz_prior (double)</code>	

Table 19: Capabilities in CosmoBit providing the majority of Planck likelihoods.

Capability and brief description	Function (Return Type)	Dependencies [type] / BE requirement {type}
Planck_highl_loglike Calculates the Planck CMB likelihood for the multipole range $30 \leq \ell \leq 2508$. All module functions described here have the prefix <code>function_Planck_highl_</code> .	<code>.._TT_lite_2015_loglike (double)</code>	<code>T_cmb [double]</code> <code>lensed_Cl_TT [std::vector<double>]</code> <code>plc_loglike_highl_TT_lite_2015 {double}</code>
	<code>.._TT_2015_loglike (double)</code>	<code>T_cmb [double]</code> <code>lensed_Cl_TT [std::vector<double>]</code> <code>plc_loglike_highl_TT_2015 {double}</code>
	<code>.._TTTEEE_lite_2015_loglike (double)</code>	<code>T_cmb [double]</code> <code>lensed_Cl_TT [std::vector<double>]</code> <code>lensed_Cl_TE [std::vector<double>]</code> <code>lensed_Cl_EE [std::vector<double>]</code> <code>plc_loglike_highl_TTTEEE_lite_2015 {double}</code>
	<code>.._TTTEEE_lite_2018_loglike (double)</code>	<code>T_cmb [double]</code> <code>lensed_Cl_TT [std::vector<double>]</code> <code>lensed_Cl_TE [std::vector<double>]</code> <code>lensed_Cl_EE [std::vector<double>]</code> <code>plc_loglike_highl_TTTEEE_lite_2018 {double}</code>
	<code>.._TT_lite_2018_loglike (double)</code>	<code>T_cmb [double]</code> <code>lensed_Cl_TT [std::vector<double>]</code> <code>plc_loglike_highl_TT_lite_2018 {double}</code>
	<code>.._TTTEEE_2018_loglike (double)</code>	<code>T_cmb [double]</code> <code>lensed_Cl_TT [std::vector<double>]</code> <code>lensed_Cl_TE [std::vector<double>]</code> <code>lensed_Cl_EE [std::vector<double>]</code> <code>plc_loglike_highl_TTTEEE_2018 {double}</code>
	<code>.._TT_2018_loglike (double)</code>	<code>T_cmb [double]</code> <code>lensed_Cl_TT [std::vector<double>]</code> <code>plc_loglike_highl_TT_2018 {double}</code>
	<code>.._TTTEEE_2015_loglike (double)</code>	<code>T_cmb [double]</code> <code>lensed_Cl_TT [std::vector<double>]</code> <code>lensed_Cl_TE [std::vector<double>]</code> <code>lensed_Cl_EE [std::vector<double>]</code> <code>plc_loglike_highl_TTTEEE_2015 {double}</code>

Table 20: Module functions in CosmoBit providing the high- ℓ Planck likelihood.

Capability and brief description	Function (Return Type)	Dependencies [type] / BE requirement {type}
multimode_input_parameters Creates object containing the generic inputs for calling <code>MultiModeCode</code> .	<code>set_multimode_inputs (Multimode_inputs)</code>	<code>k_pivot [double]</code>
primordial_power_spectrum Creates object containing the primordial power spectra of scalar, tensor, and isocurvature perturbations, for a given array of $[k]$ values.	<code>get_multimode_primordial_ps (Primordial_ps)</code>	<code>multimode_input_parameters [Multimode_inputs]</code> <code>multimodecode_primordial_ps {gambit_inflation_observables}</code>
PowerLaw_ps_parameters Returns the purely phenomenological parametrised scale-free power spectrum. See <code>./gambit PowerLaw_ps</code> for details.	<code>get_multimode_parametrised_ps (ModelParameters)</code>	<code>multimode_input_parameters [Multimode_inputs]</code> <code>multimodecode_parametrised_ps {gambit_inflation_observables}</code>

Table 21: Capabilities provided by CosmoBit relating to inflation.

Capability and brief description	Function (Return Type)	Dependencies [type] / BE requirement {type}
AlterBBN_Input Sets input parameters for an AlterBBN run.	<code>AlterBBN_Input</code> (map_str_dbl)	<code>Neff_SM</code> [double] <code>eta0</code> [double]
BBN_abundances Fills <code>BBN_container</code> with theoretically expected element abundances and covariance matrix from BBN.	<code>compute_BBN_abundances</code> (BBN_container)	<code>AlterBBN_Input</code> [map_str_dbl] <code>call_nucl_err</code> {int} <code>get_NNUC</code> {size_t} <code>get_abund_map_AlterBBN</code> {map_str_int}
helium_abundance Returns the ^4He abundance.	<code>extract_helium_abundance</code> (double)	<code>BBN_abundances</code> [BBN_container]
BBN_LogLike Computes likelihood for BBN data.	<code>compute_BBN_LogLike</code> (double)	<code>BBN_abundances</code> [BBN_container]

Table 22: Capabilities provided by CosmoBit relating to Big Bang Nucleosynthesis.

Capability and brief description	Function (Return Type)	Dependencies [type] / BE requirement {type}
parameter_dict_for_MPLike Returns <code>pybind11::dict</code> filled with the <code>mcmc_parameters</code> dictionary of MontePython's <code>Data</code> object, with current values of nuisance parameters.	<code>pass_empty_parameter_dict_for_MPLike</code> (pybind11::dict)	
	<code>set_parameter_dict_for_MPLike</code> (pybind11::dict)	
MP_objects Creates an object containing the MontePython <code>Data</code> and <code>Likelihood</code> objects, determining which experiments are in use in the process.	<code>create_MP_objects</code> (MPLike_objects_container)	<code>create_MP_data_object</code> {pybind11::object} <code>get_MP_available_likelihooods</code> {std::vector<str>} <code>create_MP_likelihood_objects</code> {map_str_pyobj} <code>parameter_dict_for_MPLike</code> [pybind11::dict]
MP_LogLikes Calls MontePython to get the likelihood of all experiments (tagged with <code>Likelihood</code> and <code>Observable</code>). The results are stored as map from experiment name to LogLike result in the type <code>MPLike_result_container</code> .	<code>compute_MP_LogLikes</code> (map_str_dbl)	<code>parameter_dict_for_MPLike</code> [pybind11::dict] <code>check_likelihood_classy_combi</code> {void} <code>MP_objects</code> [MPLike_objects_container] <code>get_classy_backendDir</code> {std::string} <code>get_classy_cosmo_object</code> {pybind11::object} <code>get_MP_loglike</code> {double}
MP_Combined_LogLike Returns combined LogLike of all MontePython Likelihoods used in the scan.	<code>compute_MP_combined_LogLike</code> (double)	<code>MP_LogLikes</code> [map_str_dbl]
bao_like_correlation Adds the correlation coefficients of the <code>bao_correlations</code> likelihood to the output file. Optional to use in combination with the <code>bao_correlations</code> MontePython likelihoods.	<code>get_bao_like_correlation</code> (map_str_dbl)	<code>MP_LogLikes</code> [map_str_dbl] <code>MP_objects</code> [MPLike_objects_container]

Table 23: Capabilities provided by CosmoBit relating to the MontePython interface.

Capability and brief description	Function (Return Type)	Dependencies [Type] / BE requirements {Type}
<p>classy_input_params Creates an object of type <code>Classy_input</code>, containing a Python dictionary with all relevant input parameters for the classy run.</p> <p>Here, the parameters H_0, T_{CMB}, ω_b, τ_{reio}, and ω_{cdm} are set. Further, all input parameters from the capabilities <code>classy_NuMasses_Nur_input</code>, <code>classy_MPLike_input</code>, <code>classy_PlanckLike_input</code>, <code>classy_parameters_EnergyInjection</code>, and <code>classy_primordial_input</code> are gathered and merged into one dictionary which will be passed to <code>classy</code>.</p>	<p><code>set_classy_input_params</code> (<code>Classy_input</code>)</p>	<p><code>classy_MPLike_input</code> [pybind11::dict] <code>classy_NuMasses_Nur_input</code> [pybind11::dict] <code>classy_primordial_input</code> [pybind11::dict]</p>
<p>classy_MPLike_input Sets all input parameters for <code>classy</code> from active MontePython likelihoods and stores them in a Python dictionary. If no MontePython likelihoods are in use, this will simply pass an empty dictionary.</p>	<p><code>set_classy_input_with_MPLike</code> (pybind11::dict)</p> <hr/> <p><code>set_classy_input_no_MPLike</code> (pybind11::dict)</p>	<p>MP_objects [MPLike_objects_container]</p>
<p>classy_primordial_input Sets all primordial input parameters for <code>classy</code>. These are the primordial helium abundance, and parameters related to the primordial power spectrum. This can either be just A_s, n_s (and r) through the function <code>set_classy_parameters_parametrised_ps</code>, or the full shape of the spectrum calculated from an inflationary model through the function <code>set_classy_parameters_primordial_ps</code>.</p>	<p><code>set_classy_parameters_primordial_ps</code> (pybind11::dict)</p> <hr/> <p><code>set_classy_parameters_parametrised_ps</code> (pybind11::dict)</p>	<p><code>primordial_power_spectrum</code> [Primordial_ps] <code>helium_abundance</code> [double] <code>k_pivot</code> [double]</p> <hr/> <p><code>helium_abundance</code> [double] <code>k_pivot</code> [double]</p>
<p>classy_parameters_EnergyInjection Sets all input parameters for ExoCLASS relevant for energy injection in the early Universe. These parameters are for example the DM mass and cross section (for annihilating DM models) or the DM lifetime and fraction (decaying DM models). Further, the energy injection coefficients and the injection efficiency functions are passed.</p>	<p><code>set_classy_parameters_EnergyInjection_DecayingDM</code> (pybind11::dict)</p> <hr/> <p><code>set_classy_parameters_EnergyInjection_AnnihilatingDM</code> (pybind11::dict)</p>	<p><code>energy_injection_efficiency</code> [DarkAges::Energy_injection_efficiency_table]</p> <hr/> <p><code>energy_injection_efficiency</code> [DarkAges::Energy_injection_efficiency_table]</p>
<p>classy_PlanckLike_input Sets all input parameters for <code>classy</code> needed for the calculation of active Planck CMB likelihoods. This sets the non-linear treatment to "halofit", the maximum angular scale up to which the CMB spectra are computed, and which spectra need to be computed (temperature, polarisation and/or lensing).</p>	<p><code>set_classy_PlanckLike_input</code> (pybind11::dict)</p>	<p>plc_required_C1 {void}</p>
<p>classy_NuMasses_Nur_input Sets all neutrino related input parameters for <code>classy</code> (N_{ur}, N_{ncdm}, T_{ncdm}, m_{ncdm}) and stores them in a Python dictionary.</p>	<p><code>set_classy_NuMasses_Nur_input</code> (pybind11::dict)</p>	<p>T_{ncdm} [double] N_{ur} [double]</p>

Table 24: Capabilities used to collate parameter values and information used to pass to the Boltzmann solver `classy`.

References

- [1] A. Lewis and S. Bridle, *Cosmological parameters from CMB and other data: A Monte Carlo approach*, *Phys. Rev. D* **66** (2002) 103511, [[astro-ph/0205436](#)].
- [2] A. Lewis, *Efficient sampling of fast and slow cosmological parameters*, *Phys. Rev. D* **87** (2013) 103529, [[arXiv:1304.4473](#)].
- [3] B. Audren, J. Lesgourgues, K. Benabed, and S. Prunet, *Conservative Constraints on Early Cosmology: an illustration of the Monte Python cosmological parameter inference code*, *JCAP* **1302** (2013) 001, [[arXiv:1210.7183](#)].
- [4] T. Brinckmann and J. Lesgourgues, *MontePython 3: boosted MCMC sampler and other features*, 2019.
- [5] J. Torrado and A. Lewis, *Cobaya: Code for Bayesian Analysis of hierarchical physical models*, [[arXiv:2005.05290](#)].
- [6] J. Zuntz, M. Paterno, *et. al.*, *CosmoSIS: modular cosmological parameter estimation*, *Astron. Comput.* **12** (2015) 45–59, [[arXiv:1409.3409](#)].
- [7] GAMBIT Collaboration: P. Athron, C. Balázs, *et. al.*, *GAMBIT: The Global and Modular Beyond-the-Standard-Model Inference Tool*, *Eur. Phys. J. C* **77** (2017) 784, [[arXiv:1705.07908](#)]. Addendum in [255].
- [8] A. Kvellestad, P. Scott, and M. White, *GAMBIT and its Application in the Search for Physics Beyond the Standard Model*, *Prog. Part. Nuc. Phys.* **113** (2020) 103769, [[arXiv:1912.04079](#)].
- [9] O. Buchmueller, R. Cavanaugh, *et. al.*, *Frequentist analysis of the parameter space of minimal supergravity*, *Eur. Phys. J. C* **71** (2011) 1583, [[arXiv:1011.6118](#)].
- [10] J. De Blas *et. al.*, *HEPfit: a Code for the Combination of Indirect and Direct Constraints on High Energy Physics Models*, *Eur. Phys. J. C* **80** (2019) 456, [[arXiv:1910.14012](#)].
- [11] GAMBIT Collaboration: P. Athron, C. Balázs, *et. al.*, *Global fits of GUT-scale SUSY models with GAMBIT*, *Eur. Phys. J. C* **77** (2017) 824, [[arXiv:1705.07935](#)].
- [12] GAMBIT Collaboration: P. Athron, C. Balázs, *et. al.*, *A global fit of the MSSM with GAMBIT*, *Eur. Phys. J. C* **77** (2017) 879, [[arXiv:1705.07917](#)].
- [13] GAMBIT Collaboration: P. Athron *et. al.*, *Combined collider constraints on neutralinos and charginos*, *Eur. Phys. J. C* **79** (2019) 395, [[arXiv:1809.02097](#)].
- [14] E. Bagnaschi *et. al.*, *Likelihood Analysis of the pMSSM11 in Light of LHC 13-TeV Data*, *Eur. Phys. J. C* **78** (2018) 256, [[arXiv:1710.11091](#)].
- [15] J. C. Costa *et. al.*, *Likelihood Analysis of the Sub-GUT MSSM in Light of LHC 13-TeV Data*, *Eur. Phys. J. C* **78** (2018) 158, [[arXiv:1711.00458](#)].
- [16] GAMBIT Collaboration: P. Athron, C. Balázs, *et. al.*, *Status of the scalar singlet dark matter model*, *Eur. Phys. J. C* **77** (2017) 568, [[arXiv:1705.07931](#)].
- [17] P. Athron, J. M. Cornell, *et. al.*, *Impact of vacuum stability, perturbativity and XENON1T on global fits of \mathbb{Z}_2 and \mathbb{Z}_3 scalar singlet dark matter*, *Eur. Phys. J. C* **78** (2018) 830, [[arXiv:1806.11281](#)].
- [18] GAMBIT Collaboration: P. Athron *et. al.*, *Global analyses of Higgs portal singlet dark matter models using GAMBIT*, *Eur. Phys. J. C* **79** (2019) 38, [[arXiv:1808.10465](#)].
- [19] D. Chowdhury and O. Eberhardt, *Update of Global Two-Higgs-Doublet Model Fits*, [[arXiv:1711.02095](#)].
- [20] C.-W. Chiang, G. Cottin, and O. Eberhardt, *Global fits in the Georgi-Machacek model*, *Phys. Rev. D* **99** (2019) 015001, [[arXiv:1807.10660](#)].

- [21] S. Hoof, F. Kahlhoefer, P. Scott, C. Weniger, and M. White, *Axion global fits with Peccei-Quinn symmetry breaking before inflation using GAMBIT*, *JHEP* **03** (2019) 191, [[arXiv:1810.07192](#)].
- [22] P. Athron *et. al.*, *Global fits of axion-like particles to XENON1T and astrophysical data*, [arXiv:2007.05517](#).
- [23] J. Bhom, M. Chrzaszcz, *et. al.*, *A model-independent analysis of $b \rightarrow s\mu^+\mu^-$ transitions with GAMBIT's FlavBit*, [arXiv:2006.03489](#).
- [24] M. Chrzaszcz, M. Drewes, *et. al.*, *A frequentist analysis of three right-handed neutrinos with GAMBIT*, *Eur. Phys. J. C* **80** (2020) 569, [[arXiv:1908.02302](#)].
- [25] GAMBIT Scanner Workgroup: G. D. Martinez, J. McKay, *et. al.*, *Comparison of statistical sampling methods with ScannerBit, the GAMBIT scanning module*, *Eur. Phys. J. C* **77** (2017) 761, [[arXiv:1705.07959](#)].
- [26] GAMBIT Collider Workgroup: C. Balázs, A. Buckley, *et. al.*, *ColliderBit: a GAMBIT module for the calculation of high-energy collider observables and likelihoods*, *Eur. Phys. J. C* **77** (2017) 795, [[arXiv:1705.07919](#)].
- [27] GAMBIT Flavour Workgroup: F. U. Bernlochner, M. Chrzaszcz, *et. al.*, *FlavBit: A GAMBIT module for computing flavour observables and likelihoods*, *Eur. Phys. J. C* **77** (2017) 786, [[arXiv:1705.07933](#)].
- [28] GAMBIT Dark Matter Workgroup: T. Bringmann, J. Conrad, *et. al.*, *DarkBit: A GAMBIT module for computing dark matter observables and likelihoods*, *Eur. Phys. J. C* **77** (2017) 831, [[arXiv:1705.07920](#)].
- [29] GAMBIT Models Workgroup: P. Athron, C. Balázs, *et. al.*, *SpecBit, DecayBit and PrecisionBit: GAMBIT modules for computing mass spectra, particle decay rates and precision observables*, *Eur. Phys. J. C* **78** (2018) 22, [[arXiv:1705.07936](#)].
- [30] GAMBIT Cosmology Workgroup, *Supplementary Data: CosmoBit: A GAMBIT module for computing cosmological observables and likelihoods*, (2020), <https://doi.org/10.5281/zenodo.3975642>.
- [31] Planck: N. Aghanim *et. al.*, *Planck 2015 results. XI. CMB power spectra, likelihoods, and robustness of parameters*, *Astron. Astrophys.* **594** (2016) A11, [[arXiv:1507.02704](#)].
- [32] Planck: N. Aghanim *et. al.*, *Planck 2018 results. V. CMB power spectra and likelihoods*, [arXiv:1907.12875](#).
- [33] A. Arbey, *AlterBBN: A program for calculating the BBN abundances of the elements in alternative cosmologies*, *Comput. Phys. Commun.* **183** (2012) 1822–1831, [[arXiv:1106.1363](#)].
- [34] A. Arbey, J. Auffinger, K. P. Hickerson, and E. S. Jenssen, *AlterBBN v2: A public code for calculating Big-Bang nucleosynthesis constraints in alternative cosmologies*, *Comput. Phys. Commun.* **248** (2020) 106982, [[arXiv:1806.11095](#)].
- [35] D. Blas, J. Lesgourgues, and T. Tram, *The Cosmic Linear Anisotropy Solving System (CLASS) II: Approximation schemes*, *JCAP* **1107** (2011) 034, [[arXiv:1104.2933](#)].
- [36] P. Stöcker, M. Krämer, J. Lesgourgues, and V. Poulin, *Exotic energy injection with ExoCLASS: Application to the Higgs portal model and evaporating black holes*, *JCAP* **1803** (2018) 018, [[arXiv:1801.01871](#)].
- [37] M. J. Mortonson, H. V. Peiris, and R. Easther, *Bayesian Analysis of Inflation: Parameter Estimation for Single Field Models*, *Phys. Rev. D* **83** (2011) 043505, [[arXiv:1007.4205](#)].
- [38] L. C. Price, J. Frazer, J. Xu, H. V. Peiris, and R. Easther, *MultiModeCode: An efficient numerical solver for multifield inflation*, *JCAP* **1503** (2015) 005, [[arXiv:1410.0685](#)].
- [39] A. Lewis, A. Challinor, and A. Lasenby, *Efficient computation of CMB anisotropies in closed FRW models*, *ApJ* **538** (2000) 473–476, [[astro-ph/9911177](#)].

- [40] F. Tarsitano, U. Schmitt, *et. al.*, *Predicting Cosmological Observables with PyCosmo*, [arXiv:2005.00543](#).
- [41] O. Pisanti, A. Cirillo, *et. al.*, *PARthENoPE: Public Algorithm Evaluating the Nucleosynthesis of Primordial Elements*, *Comput. Phys. Commun.* **178** (2008) 956–971, [[arXiv:0705.0290](#)].
- [42] R. Consiglio, P. de Salas, *et. al.*, *PARthENoPE reloaded*, *Comput. Phys. Commun.* **233** (2018) 237–242, [[arXiv:1712.04378](#)].
- [43] C. Pitrou, A. Coc, J.-P. Uzan, and E. Vangioni, *Precision big bang nucleosynthesis with improved Helium-4 predictions*, *Phys. Rep.* **754** (2018) 1–66, [[arXiv:1801.08023](#)].
- [44] Planck Collaboration: N. Aghanim, Y. Akrami, *et. al.*, *Planck 2018 results. VI. Cosmological parameters*, [arXiv:1807.06209](#).
- [45] O. Lahav and A. R. Liddle, *The Cosmological Parameters (2019)*, [arXiv:1912.03687](#).
- [46] Particle Data Group: P. A. Zyla *et. al.*, *Review of Particle Physics*, *Prog. Theor. Exp. Phys.* **083** (2020) C01.
- [47] A. Friedmann, *Über die Krümmung des Raumes*, *Zeitschrift für Physik* **10** (1922) 377–386.
- [48] G. Lemaître, *L’Univers en expansion*, *Annales de la Société Scientifique de Bruxelles* **53** (1933) 51.
- [49] H. Robertson, *Kinematics and World-Structure*, *Astrophys.J.* **82** (1935) 284–301.
- [50] A. G. Walker, *On E. A. Milne’s Theory of World Structure.*, *Proceedings of The London Mathematical Society* **s2-42 No. 1** (1937) 90–127.
- [51] P. F. de Salas and S. Pastor, *Relic neutrino decoupling with flavour oscillations revisited*, *JCAP* **1607** (2016) 051, [[arXiv:1606.06986](#)].
- [52] K. Akita and M. Yamaguchi, *A precision calculation of relic neutrino decoupling*, *JCAP* **08** (2020) 012, [[arXiv:2005.07047](#)].
- [53] J. Froustey, C. Pitrou, and M. C. Volpe, *Neutrino decoupling including flavour oscillations and primordial nucleosynthesis*, [arXiv:2008.01074](#).
- [54] J. C. Mather, D. J. Fixsen, R. A. Shafer, C. Mosier, and D. T. Wilkinson, *Calibrator design for the COBE far infrared absolute spectrophotometer (FIRAS)*, *Astrophys. J.* **512** (1999) 511–520, [[astro-ph/9810373](#)].
- [55] D. J. Fixsen, *The Temperature of the Cosmic Microwave Background*, *ApJ* **707** (2009) 916–920, [[arXiv:0911.1955](#)].
- [56] J. Yoo, E. Mitsou, Y. Dirian, and R. Durrer, *Background photon temperature \bar{T} : A new cosmological Parameter?*, *Phys. Rev. D* **100** (2019) 063510, [[arXiv:1905.09288](#)].
- [57] M. M. Ivanov, Y. Ali-Haïmoud, and J. Lesgourgues, *H0 tension or T0 tension?*, [arXiv:2005.10656](#).
- [58] J. M. Bardeen, P. J. Steinhardt, and M. S. Turner, *Spontaneous Creation of Almost Scale - Free Density Perturbations in an Inflationary Universe*, *Phys. Rev. D* **28** (1983) 679.
- [59] S. Weinberg, *Adiabatic modes in cosmology*, *Phys. Rev. D* **67** (2003) 123504, [[astro-ph/0302326](#)].
- [60] D. Baumann, *Inflation*, in *Physics of the large and the small, TASI 09, proceedings of the Theoretical Advanced Study Institute in Elementary Particle Physics, Boulder, Colorado, USA, 1-26 June 2009* (2011) 523–686, [[arXiv:0907.5424](#)].
- [61] P. Meszaros, *The behaviour of point masses in an expanding cosmological substratum*, *Astron. Astrophys.* **37** (1974) 225–228.
- [62] N. E. Chisari *et. al.*, *Modelling baryonic feedback for survey cosmology*, *Open J. Astrophys.*

- (2019) [[arXiv:1905.06082](#)].
- [63] R. J. Cooke, M. Pettini, and C. C. Steidel, *One Percent Determination of the Primordial Deuterium Abundance*, *Astrophys. J.* **855** (2018) 102, [[arXiv:1710.11129](#)].
- [64] BICEP2, Keck Array: P. A. R. Ade *et al.*, *Improved Constraints on Cosmology and Foregrounds from BICEP2 and Keck Array Cosmic Microwave Background Data with Inclusion of 95 GHz Band*, *Phys. Rev. Lett.* **116** (2016) 031302, [[arXiv:1510.09217](#)].
- [65] POLARBEAR: P. A. R. Ade *et al.*, *A Measurement of the Cosmic Microwave Background B-Mode Polarization Power Spectrum at Sub-Degree Scales with POLARBEAR*, *Astrophys. J.* **794** (2014) 171, [[arXiv:1403.2369](#)].
- [66] SDSS: M. Betoule *et al.*, *Improved cosmological constraints from a joint analysis of the SDSS-II and SNLS supernova samples*, *Astron. Astrophys.* **568** (2014) A22, [[arXiv:1401.4064](#)].
- [67] D. Scolnic *et al.*, *The Complete Light-curve Sample of Spectroscopically Confirmed SNe Ia from Pan-STARRS1 and Cosmological Constraints from the Combined Pantheon Sample*, *Astrophys. J.* **859** (2018) 101, [[arXiv:1710.00845](#)].
- [68] BOSS: S. Alam *et al.*, *The clustering of galaxies in the completed SDSS-III Baryon Oscillation Spectroscopic Survey: cosmological analysis of the DR12 galaxy sample*, *MNRAS* **470** (2017) 2617–2652, [[arXiv:1607.03155](#)].
- [69] M. Ata *et al.*, *The clustering of the SDSS-IV extended Baryon Oscillation Spectroscopic Survey DR14 quasar sample: first measurement of baryon acoustic oscillations between redshift 0.8 and 2.2*, *Mon. Not. Roy. Astron. Soc.* **473** (2018) 4773–4794, [[arXiv:1705.06373](#)].
- [70] J. E. Bautista, M. Vargas-Magaña, *et al.*, *The SDSS-IV Extended Baryon Oscillation Spectroscopic Survey: Baryon Acoustic Oscillations at Redshift of 0.72 with the DR14 Luminous Red Galaxy Sample*, *ApJ* **863** (2018) 110, [[arXiv:1712.08064](#)].
- [71] GAMBIT Cosmology Workgroup: P. Stöcker, C. Balázs, *et al.*, *Strengthening the bound on the mass of the lightest neutrino with terrestrial and cosmological experiments*, [[arXiv:2009.03287](#)].
- [72] F. Beutler, C. Blake, *et al.*, *The 6dF Galaxy Survey: baryon acoustic oscillations and the local Hubble constant*, *MNRAS* **416** (2011) 3017–3032, [[arXiv:1106.3366](#)].
- [73] A. J. Ross, L. Samushia, *et al.*, *The clustering of the SDSS DR7 main Galaxy sample - I. A 4 per cent distance measure at $z = 0.15$* , *MNRAS* **449** (2015) 835–847, [[arXiv:1409.3242](#)].
- [74] E. A. Kazin *et al.*, *The WiggleZ Dark Energy Survey: improved distance measurements to $z = 1$ with reconstruction of the baryonic acoustic feature*, *MNRAS* **441** (2014) 3524–3542, [[arXiv:1401.0358](#)].
- [75] T. M. C. Abbott, F. B. Abdalla, *et al.*, *Dark Energy Survey Year 1 Results: Measurement of the Baryon Acoustic Oscillation scale in the distribution of galaxies to redshift 1*, *MNRAS* **483** (2019) 4866–4883, [[arXiv:1712.06209](#)].
- [76] SDSS: M. Tegmark *et al.*, *Cosmological Constraints from the SDSS Luminous Red Galaxies*, *Phys. Rev. D* **74** (2006) 123507, [[astro-ph/0608632](#)].
- [77] B. A. Reid *et al.*, *Cosmological Constraints from the Clustering of the Sloan Digital Sky Survey DR7 Luminous Red Galaxies*, *MNRAS* **404** (2010) 60–85, [[arXiv:0907.1659](#)].
- [78] D. Parkinson *et al.*, *The WiggleZ Dark Energy Survey: Final data release and cosmological results*, *Phys. Rev. D* **86** (2012) 103518, [[arXiv:1210.2130](#)].
- [79] F. Köhlinger *et al.*, *KiDS-450: The tomographic weak lensing power spectrum and constraints on cosmological parameters*, *MNRAS* **471** (2017) 4412–4435, [[arXiv:1706.02892](#)].
- [80] C. Heymans *et al.*, *CFHTLenS tomographic weak lensing cosmological parameter constraints: Mitigating the impact of intrinsic galaxy alignments*, *MNRAS* **432** (2013) 2433, [[arXiv:1303.1808](#)].

- [81] A. G. Riess *et. al.*, *A 2.4% Determination of the Local Value of the Hubble Constant*, *Astrophys. J.* **826** (2016) 56, [[arXiv:1604.01424](#)].
- [82] B. Stözlner, A. Cuoco, J. Lesgourgues, and M. Bilicki, *Updated tomographic analysis of the integrated Sachs-Wolfe effect and implications for dark energy*, *Phys. Rev. D* **97** (2018) 063506, [[arXiv:1710.03238](#)].
- [83] S. H. Suyu, M. W. Auger, *et. al.*, *Two accurate time-delay distances from strong lensing: Implications for cosmology*, *The Astrophysical Journal* **766** (2013) 70.
- [84] F. Feroz and M. Hobson, *Multimodal nested sampling: an efficient and robust alternative to MCMC methods for astronomical data analysis*, *Mon.Not.Roy.Astron.Soc.* **384** (2008) 449, [[arXiv:0704.3704](#)].
- [85] F. Feroz, M. Hobson, and M. Bridges, *MultiNest: an efficient and robust Bayesian inference tool for cosmology and particle physics*, *Mon.Not.Roy.Astron.Soc.* **398** (2009) 1601–1614, [[arXiv:0809.3437](#)].
- [86] F. Feroz, M. Hobson, E. Cameron, and A. Pettitt, *Importance Nested Sampling and the MultiNest Algorithm*, *Open J. Astrophys.* **2** (2019) 10, [[arXiv:1306.2144](#)].
- [87] F. Iocco, G. Mangano, G. Miele, O. Pisanti, and P. D. Serpico, *Primordial Nucleosynthesis: from precision cosmology to fundamental physics*, *Phys. Rept.* **472** (2009) 1–76, [[arXiv:0809.0631](#)].
- [88] A. Coc and E. Vangioni, *Primordial nucleosynthesis*, *Int. J. Mod. Phys. E* **26** (2017) 1741002, [[arXiv:1707.01004](#)].
- [89] A. Yue, M. Dewey, *et. al.*, *Improved Determination of the Neutron Lifetime*, *Phys. Rev. Lett.* **111** (2013) 222501, [[arXiv:1309.2623](#)].
- [90] B. Fornal and B. Grinstein, *Dark Matter Interpretation of the Neutron Decay Anomaly*, *Phys. Rev. Lett.* **120** (2018) 191801, [[arXiv:1801.01124](#)]. [Erratum: *Phys.Rev.Lett.* 124, 219901 (2020)].
- [91] J. M. Cline and J. M. Cornell, *Dark decay of the neutron*, *JHEP* **07** (2018) 081, [[arXiv:1803.04961](#)].
- [92] R. Sachs and A. Wolfe, *Perturbations of a cosmological model and angular variations of the microwave background*, *Astrophys. J.* **147** (1967) 73–90.
- [93] A. Meiksin, M. J. White, and J. Peacock, *Baryonic signatures in large scale structure*, *Mon. Not. Roy. Astron. Soc.* **304** (1999) 851–864, [[astro-ph/9812214](#)].
- [94] H.-J. Seo and D. J. Eisenstein, *Baryonic acoustic oscillations in simulated galaxy redshift surveys*, *Astrophys. J.* **633** (2005) 575–588, [[astro-ph/0507338](#)].
- [95] D. J. Eisenstein, H.-j. Seo, E. Sirko, and D. Spergel, *Improving Cosmological Distance Measurements by Reconstruction of the Baryon Acoustic Peak*, *Astrophys. J.* **664** (2007) 675–679, [[astro-ph/0604362](#)].
- [96] E. V. Linder and R. N. Cahn, *Parameterized beyond-Einstein growth*, *Astroparticle Physics* **28** (2007) 481–488, [[astro-ph/0701317](#)].
- [97] Y.-S. Song and W. J. Percival, *Reconstructing the history of structure formation using redshift distortions*, *JCAP* **2009** (2009) 004, [[arXiv:0807.0810](#)].
- [98] E.-M. Mueller, W. Percival, *et. al.*, *The clustering of galaxies in the completed SDSS-III Baryon Oscillation Spectroscopic Survey: constraining modified gravity*, *MNRAS* **475** (2018) 2122–2131, [[arXiv:1612.00812](#)].
- [99] D. Baumann, A. Nicolis, L. Senatore, and M. Zaldarriaga, *Cosmological Non-Linearities as an Effective Fluid*, *JCAP* **07** (2012) 051, [[arXiv:1004.2488](#)].

- [100] J. J. M. Carrasco, M. P. Hertzberg, and L. Senatore, *The Effective Field Theory of Cosmological Large Scale Structures*, *JHEP* **09** (2012) 082, [[arXiv:1206.2926](#)].
- [101] L. Senatore, *Bias in the Effective Field Theory of Large Scale Structures*, *JCAP* **11** (2015) 007, [[arXiv:1406.7843](#)].
- [102] L. Senatore and M. Zaldarriaga, *The IR-resummed Effective Field Theory of Large Scale Structures*, *JCAP* **02** (2015) 013, [[arXiv:1404.5954](#)].
- [103] T. Baldauf, L. Mercolli, and M. Zaldarriaga, *Effective field theory of large scale structure at two loops: The apparent scale dependence of the speed of sound*, *Phys. Rev. D* **92** (2015) 123007, [[arXiv:1507.02256](#)].
- [104] J. J. M. Carrasco, S. Foreman, D. Green, and L. Senatore, *The Effective Field Theory of Large Scale Structures at Two Loops*, *JCAP* **07** (2014) 057, [[arXiv:1310.0464](#)].
- [105] A. Perko, L. Senatore, E. Jennings, and R. H. Wechsler, *Biased Tracers in Redshift Space in the EFT of Large-Scale Structure*, [arXiv:1610.09321](#).
- [106] V. Assassi, D. Baumann, D. Green, and M. Zaldarriaga, *Renormalized Halo Bias*, *JCAP* **08** (2014) 056, [[arXiv:1402.5916](#)].
- [107] M. Lewandowski, A. Perko, and L. Senatore, *Analytic Prediction of Baryonic Effects from the EFT of Large Scale Structures*, *JCAP* **05** (2015) 019, [[arXiv:1412.5049](#)].
- [108] P. McDonald and A. Roy, *Clustering of dark matter tracers: generalizing bias for the coming era of precision LSS*, *JCAP* **2009** (2009) 020, [[arXiv:0902.0991](#)].
- [109] H.-J. Seo, J. Eckel, *et. al.*, *High-precision Predictions for the Acoustic Scale in the Nonlinear Regime*, *ApJ* **720** (2010) 1650–1667, [[arXiv:0910.5005](#)].
- [110] K. T. Mehta, H.-J. Seo, *et. al.*, *Galaxy Bias and Its Effects on the Baryon Acoustic Oscillation Measurements*, *ApJ* **734** (2011) 94, [[arXiv:1104.1178](#)].
- [111] N. Padmanabhan, X. Xu, *et. al.*, *A 2 per cent distance to $z = 0.35$ by reconstructing baryon acoustic oscillations - I. Methods and application to the Sloan Digital Sky Survey*, *MNRAS* **427** (2012) 2132–2145, [[arXiv:1202.0090](#)].
- [112] N. S. Sugiyama and D. N. Spergel, *How does non-linear dynamics affect the baryon acoustic oscillation?*, *JCAP* **02** (2014) 042, [[arXiv:1306.6660](#)].
- [113] BOSS: A. Font-Ribera *et. al.*, *Quasar-Lyman α Forest Cross-Correlation from BOSS DR11 : Baryon Acoustic Oscillations*, *JCAP* **1405** (2014) 027, [[arXiv:1311.1767](#)].
- [114] J. E. Bautista *et. al.*, *Measurement of baryon acoustic oscillation correlations at $z = 2.3$ with SDSS DR12 Ly α -Forests*, *Astron. Astrophys.* **603** (2017) A12, [[arXiv:1702.00176](#)].
- [115] H. du Mas des Bourboux *et. al.*, *Baryon acoustic oscillations from the complete SDSS-III Ly α -quasar cross-correlation function at $z = 2.4$* , *Astron. Astrophys.* **608** (2017) A130, [[arXiv:1708.02225](#)].
- [116] E. Semboloni, H. Hoekstra, J. Schaye, M. P. van Daalen, and I. G. McCarthy, *Quantifying the effect of baryon physics on weak lensing tomography*, *MNRAS* **417** (2011) 2020–2035, [[arXiv:1105.1075](#)].
- [117] A. J. Mead, J. A. Peacock, C. Heymans, S. Joudaki, and A. F. Heavens, *An accurate halo model for fitting non-linear cosmological power spectra and baryonic feedback models*, *MNRAS* **454** (2015) 1958–1975, [[arXiv:1505.07833](#)].
- [118] M. Blomqvist, H. du Mas des Bourboux, *et. al.*, *Baryon acoustic oscillations from the cross-correlation of Ly α absorption and quasars in eBOSS DR14*, *A&A* **629** (2019) A86, [[arXiv:1904.03430](#)].
- [119] A. Heavens, A. Refregier, and C. Heymans, *Intrinsic correlation of galaxy shapes: implications*

- for weak lensing measurements, *MNRAS* **319** (2000) 649–656, [[astro-ph/0005269](#)].
- [120] P. Catelan, M. Kamionkowski, and R. D. Blandford, *Intrinsic and extrinsic galaxy alignment*, *MNRAS* **320** (2001) L7–L13, [[astro-ph/0005470](#)].
- [121] M. A. Troxel and M. Ishak, *The intrinsic alignment of galaxies and its impact on weak gravitational lensing in an era of precision cosmology*, *Phys. Rep.* **558** (2015) 1–59, [[arXiv:1407.6990](#)].
- [122] H. Hildebrandt, M. Viola, *et. al.*, *KiDS-450: cosmological parameter constraints from tomographic weak gravitational lensing*, *MNRAS* **465** (2017) 1454–1498, [[arXiv:1606.05338](#)].
- [123] H.-J. Huang, T. Eifler, R. Mandelbaum, and S. Dodelson, *Modelling baryonic physics in future weak lensing surveys*, *MNRAS* **488** (2019) 1652–1678, [[arXiv:1809.01146](#)].
- [124] M. Kilbinger, L. Fu, *et. al.*, *CFHTLenS: combined probe cosmological model comparison using 2D weak gravitational lensing*, *MNRAS* **430** (2013) 2200–2220, [[arXiv:1212.3338](#)].
- [125] M. A. Troxel, N. MacCrann, *et. al.*, *Dark Energy Survey Year 1 results: Cosmological constraints from cosmic shear*, *Phys. Rev. D* **98** (2018) 043528, [[arXiv:1708.01538](#)].
- [126] A. G. Riess, S. Casertano, W. Yuan, L. M. Macri, and D. Scolnic, *Large Magellanic Cloud Cepheid Standards Provide a 1% Foundation for the Determination of the Hubble Constant and Stronger Evidence for Physics beyond Λ CDM*, *Astrophys. J.* **876** (2019) 85, [[arXiv:1903.07603](#)].
- [127] W. L. Freedman, B. F. Madore, *et. al.*, *The Carnegie-Chicago Hubble Program. VIII. An Independent Determination of the Hubble Constant Based on the Tip of the Red Giant Branch*, *ApJ* **882** (2019) 34, [[arXiv:1907.05922](#)].
- [128] A. Conley, J. Guy, *et. al.*, *Supernova Constraints and Systematic Uncertainties from the First Three Years of the Supernova Legacy Survey*, *ApJS* **192** (2011) 1, [[arXiv:1104.1443](#)].
- [129] L. Hui and P. B. Greene, *Correlated fluctuations in luminosity distance and the importance of peculiar motion in supernova surveys*, *Phys. Rev. D* **73** (2006) 123526, [[astro-ph/0512159](#)].
- [130] P. L. Kelly, M. Hicken, D. L. Burke, K. S. Mandel, and R. P. Kirshner, *Hubble Residuals of Nearby Type Ia Supernovae are Correlated with Host Galaxy Masses*, *ApJ* **715** (2010) 743–756, [[arXiv:0912.0929](#)].
- [131] R. Kessler and D. Scolnic, *Correcting Type Ia Supernova Distances for Selection Biases and Contamination in Photometrically Identified Samples*, *ApJ* **836** (2017) 56, [[arXiv:1610.04677](#)].
- [132] T. M. Davis, S. R. Hinton, C. Howlett, and J. Calcino, *Can redshift errors bias measurements of the Hubble Constant?*, *MNRAS* **490** (2019) 2948–2957, [[arXiv:1907.12639](#)].
- [133] A. J. Cuesta, L. Verde, A. Riess, and R. Jimenez, *Calibrating the cosmic distance scale ladder: the role of the sound-horizon scale and the local expansion rate as distance anchors*, *MNRAS* **448** (2015) 3463–3471, [[arXiv:1411.1094](#)].
- [134] E. Macaulay, R. C. Nichol, *et. al.*, *First cosmological results using type ia supernovae from the dark energy survey: measurement of the hubble constant*, *Monthly Notices of the Royal Astronomical Society* **486** (2019) 2184–2196.
- [135] K. C. Wong, S. H. Suyu, *et. al.*, *H0LiCOW XIII. A 2.4% measurement of H_0 from lensed quasars: 5.3 σ tension between early and late-Universe probes*, [[arXiv:1907.04869](#)].
- [136] D. Stern, R. Jimenez, L. Verde, M. Kamionkowski, and S. Stanford, *Cosmic Chronometers: Constraining the Equation of State of Dark Energy. I: $H(z)$ Measurements*, *JCAP* **02** (2010) 008, [[arXiv:0907.3149](#)].
- [137] M. Moresco, L. Pozzetti, *et. al.*, *A 6% measurement of the Hubble parameter at $z \sim 0.45$: direct evidence of the epoch of cosmic re-acceleration*, *JCAP* **2016** (2016) 014, [[arXiv:1601.01701](#)].

- [138] B. Audren, J. Lesgourgues, S. Bird, M. G. Haehnelt, and M. Viel, *Neutrino masses and cosmological parameters from a Euclid-like survey: Markov Chain Monte Carlo forecasts including theoretical errors*, *JCAP* **2013** (2013) 026, [[arXiv:1210.2194](#)].
- [139] T. Sprenger, M. Archidiacono, T. Brinckmann, S. Clesse, and J. Lesgourgues, *Cosmology in the era of Euclid and the Square Kilometre Array*, *JCAP* **2019** (2019) 047, [[arXiv:1801.08331](#)].
- [140] J. L. Bernal, L. Verde, and A. G. Riess, *The trouble with H_0* , *JCAP* **10** (2016) 019, [[arXiv:1607.05617](#)].
- [141] L. Verde, T. Treu, and A. Riess, *Tensions between the Early and the Late Universe*, *Nature Astronomy* **3** (2019) 891–895, [[arXiv:1907.10625](#)].
- [142] N. Schöneberg, J. Lesgourgues, and D. C. Hooper, *The BAO+BBN take on the Hubble tension*, *JCAP* **10** (2019) 029, [[arXiv:1907.11594](#)].
- [143] G. Addison, D. Watts, *et. al.*, *Elucidating Λ CDM: Impact of Baryon Acoustic Oscillation Measurements on the Hubble Constant Discrepancy*, *Astrophys. J.* **853** (2018) 119, [[arXiv:1707.06547](#)].
- [144] T. Charnock, R. A. Battye, and A. Moss, *Planck data versus large scale structure: Methods to quantify discordance*, *Phys. Rev. D* **95** (2017) 123535, [[arXiv:1703.05959](#)].
- [145] H. F. Inman and E. L. B. Jr, *The overlapping coefficient as a measure of agreement between probability distributions and point estimation of the overlap of two normal densities*, *Communications in Statistics - Theory and Methods* **18** (1989) 3851–3874, [<https://doi.org/10.1080/03610928908830127>].
- [146] M. P. Hobson, S. L. Bridle, and O. Lahav, *Combining cosmological data sets: hyperparameters and Bayesian evidence*, *MNRAS* **335** (2002) 377–388, [[astro-ph/0203259](#)].
- [147] R. A. Battye, T. Charnock, and A. Moss, *Tension between the power spectrum of density perturbations measured on large and small scales*, *Phys. Rev. D* **91** (2015) 103508, [[arXiv:1409.2769](#)].
- [148] S. Seehars, A. Amara, A. Refregier, A. Paranjape, and J. Akeret, *Information gains from cosmic microwave background experiments*, *Phys. Rev. D* **90** (2014) 023533, [[arXiv:1402.3593](#)].
- [149] A. Nicola, A. Amara, and A. Refregier, *Consistency tests in cosmology using relative entropy*, *JCAP* **2019** (2019) 011, [[arXiv:1809.07333](#)].
- [150] M. Kunz, R. Trotta, and D. R. Parkinson, *Measuring the effective complexity of cosmological models*, *Phys. Rev. D* **74** (2006) 023503, [[astro-ph/0602378](#)].
- [151] N. V. Karpenka, F. Feroz, and M. P. Hobson, *Testing the mutual consistency of different supernovae surveys*, *MNRAS* **449** (2015) 2405–2412, [[arXiv:1407.5496](#)].
- [152] N. MacCrann, J. Zuntz, S. Bridle, B. Jain, and M. R. Becker, *Cosmic discordance: are Planck CMB and CFHTLenS weak lensing measurements out of tune?*, *MNRAS* **451** (2015) 2877–2888, [[arXiv:1408.4742](#)].
- [153] S. Adhikari and D. Huterer, *A new measure of tension between experiments*, *JCAP* **2019** (2019) 036, [[arXiv:1806.04292](#)].
- [154] M. Douspis, L. Salvati, and N. Aghanim, *On the Tension between Large Scale Structures and Cosmic Microwave Background*, *PoS EDSU2018* (2018) 037, [[arXiv:1901.05289](#)].
- [155] M. Raveri and W. Hu, *Concordance and discordance in cosmology*, *Phys. Rev. D* **99** (2019) 043506, [[arXiv:1806.04649](#)].
- [156] V. de Sainte Agathe *et. al.*, *Baryon acoustic oscillations at $z = 2.34$ from the correlations of Ly α absorption in eBOSS DR14*, *Astron. Astrophys.* **629** (2019) A85, [[arXiv:1904.03400](#)].
- [157] L. Marcucci, G. Mangano, A. Kievsky, and M. Viviani, *Implication of the proton-deuteron*

- radiative capture for Big Bang Nucleosynthesis*, *Phys. Rev. Lett.* **116** (2016) 102501, [[arXiv:1510.07877](#)]. [Erratum: *Phys.Rev.Lett.* 117, 049901 (2016)].
- [158] A. R. Liddle, P. Parsons, and J. D. Barrow, *Formalizing the slow-roll approximation in inflation*, *Phys. Rev. D* **50** (1994) 7222–7232, [[astro-ph/9408015](#)].
- [159] J. Martin, C. Ringeval, and V. Vennin, *Encyclopædia Inflationaris*, *Phys. Dark. Univ.* **5-6** (2014) 75–235, [[arXiv:1303.3787](#)].
- [160] E. Silverstein and A. Westphal, *Monodromy in the CMB: Gravity Waves and String Inflation*, *Phys. Rev. D* **78** (2008) 106003, [[arXiv:0803.3085](#)].
- [161] L. McAllister, E. Silverstein, and A. Westphal, *Gravity Waves and Linear Inflation from Axion Monodromy*, *Phys. Rev. D* **82** (2010) 046003, [[arXiv:0808.0706](#)].
- [162] N. Kaloper, A. Lawrence, and L. Sorbo, *An Ignoble Approach to Large Field Inflation*, *JCAP* **1103** (2011) 023, [[arXiv:1101.0026](#)].
- [163] T. S. Bunch and P. C. W. Davies, *Quantum field theory in de Sitter space - Renormalization by point-splitting*, *Proceedings of the Royal Society of London Series A* **360** (1978) 117–134.
- [164] M. Grana, *Flux compactifications in string theory: A Comprehensive review*, *Phys. Rept.* **423** (2006) 91–158, [[hep-th/0509003](#)].
- [165] M. R. Douglas and S. Kachru, *Flux compactification*, *Rev. Mod. Phys.* **79** (2007) 733–796, [[hep-th/0610102](#)].
- [166] F. Denef, M. R. Douglas, and S. Kachru, *Physics of String Flux Compactifications*, *Ann. Rev. Nucl. Part. Sci.* **57** (2007) 119–144, [[hep-th/0701050](#)].
- [167] F. Denef, *Les Houches Lectures on Constructing String Vacua*, in *String theory and the real world: From particle physics to astrophysics. Proceedings, Summer School in Theoretical Physics, 87th Session, Les Houches, France, July 2-27, 2007* (2008) 483–610, [[arXiv:0803.1194](#)].
- [168] A. R. Liddle and D. H. Lyth, *The Cold dark matter density perturbation*, *Phys. Rep.* **231** (1993) 1–105, [[astro-ph/9303019](#)].
- [169] A. R. Liddle and S. M. Leach, *How long before the end of inflation were observable perturbations produced?*, *Phys. Rev. D* **68** (2003) 103503, [[astro-ph/0305263](#)].
- [170] J. Martin and C. Ringeval, *First CMB constraints on the inflationary reheating temperature*, *Phys. Rev. D* **82** (2010) 023511, [[arXiv:1004.5525](#)].
- [171] Planck Collaboration, P. A. R. Ade, *et. al.*, *Planck 2013 results. XXII. Constraints on inflation*, *A&A* **571** (2014) A22, [[arXiv:1303.5082](#)].
- [172] Planck Collaboration, Y. Akrami, *et. al.*, *Planck 2018 results. X. Constraints on inflation*, [[arXiv:1807.06211](#)].
- [173] D. N. Spergel, R. Bean, *et. al.*, *Three-Year Wilkinson Microwave Anisotropy Probe (WMAP) Observations: Implications for Cosmology*, *ApJS* **170** (2007) 377–408, [[astro-ph/0603449](#)].
- [174] M. Archidiacono, S. Hannestad, and J. Lesgourgues, *What will it take to measure individual neutrino mass states using cosmology?*, [[arXiv:2003.03354](#)].
- [175] Planck Collaboration, P. A. R. Ade, *et. al.*, *Planck 2015 results. XIII. Cosmological parameters*, *A&A* **594** (2016) A13, [[arXiv:1502.01589](#)].
- [176] Z. Maki, M. Nakagawa, and S. Sakata, *Remarks on the unified model of elementary particles*, in *Proceedings of the 11th International Conference on High-energy Physics* (1962) 663–666.
- [177] B. Pontecorvo, *Inverse beta processes and nonconservation of lepton charge*, *Sov. Phys. JETP* **7** (1958) 172–173.

- [178] B. T. Cleveland, T. Daily, *et. al.*, *Measurement of the solar electron neutrino flux with the Homestake chlorine detector*, *Astrophys. J.* **496** (1998) 505–526.
- [179] F. Kaether, W. Hampel, G. Heusser, J. Kiko, and T. Kirsten, *Reanalysis of the GALLEX solar neutrino flux and source experiments*, *Phys. Lett. B* **685** (2010) 47–54, [[arXiv:1001.2731](#)].
- [180] SAGE: J. N. Abdurashitov *et. al.*, *Measurement of the solar neutrino capture rate with gallium metal. III: Results for the 2002–2007 data-taking period*, *Phys. Rev.* **C80** (2009) 015807, [[arXiv:0901.2200](#)].
- [181] SNO: B. Aharmim *et. al.*, *Combined Analysis of all Three Phases of Solar Neutrino Data from the Sudbury Neutrino Observatory*, *Phys. Rev.* **C88** (2013) 025501, [[arXiv:1109.0763](#)].
- [182] Super-Kamiokande: J. Hosaka *et. al.*, *Solar neutrino measurements in super-Kamiokande-I*, *Phys. Rev. D* **73** (2006) 112001, [[hep-ex/0508053](#)].
- [183] Super-Kamiokande: J. P. Cravens *et. al.*, *Solar neutrino measurements in Super-Kamiokande-II*, *Phys. Rev. D* **78** (2008) 032002, [[arXiv:0803.4312](#)].
- [184] Super-Kamiokande: K. Abe *et. al.*, *Solar neutrino results in Super-Kamiokande-III*, *Phys. Rev. D* **83** (2011) 052010, [[arXiv:1010.0118](#)].
- [185] M. Ikeda, *Solar neutrino measurements with super-kamiokande*, 2018. *Neutrino 2018*, Heidelberg, June 5, 2018.
- [186] G. Bellini *et. al.*, *Precision measurement of the 7Be solar neutrino interaction rate in Borexino*, *Phys. Rev. Lett.* **107** (2011) 141302, [[arXiv:1104.1816](#)].
- [187] Borexino: G. Bellini *et. al.*, *Measurement of the solar 8B neutrino rate with a liquid scintillator target and 3 MeV energy threshold in the Borexino detector*, *Phys. Rev. D* **82** (2010) 033006, [[arXiv:0808.2868](#)].
- [188] Borexino: G. Bellini *et. al.*, *Neutrinos from the primary proton–proton fusion process in the Sun*, *Nature* **512** (2014) 383–386.
- [189] IceCube: M. G. Aartsen *et. al.*, *Determining neutrino oscillation parameters from atmospheric muon neutrino disappearance with three years of IceCube DeepCore data*, *Phys. Rev. D* **91** (2015) 072004, [[arXiv:1410.7227](#)].
- [190] Super-Kamiokande: K. Abe *et. al.*, *Atmospheric neutrino oscillation analysis with external constraints in Super-Kamiokande I-IV*, *Phys. Rev. D* **97** (2018) 072001, [[arXiv:1710.09126](#)].
- [191] KamLAND: A. Gando *et. al.*, *Reactor On-Off Antineutrino Measurement with KamLAND*, *Phys. Rev. D* **88** (2013) 033001, [[arXiv:1303.4667](#)].
- [192] A. C. Serra, “Double Chooz Improved Multi-Detector Measurements. *CERN EP colloquium*, CERN, Switzerland, September 20, 2016.”
- [193] Daya Bay: F. P. An *et. al.*, *Improved Measurement of the Reactor Antineutrino Flux and Spectrum at Daya Bay*, *Chin. Phys.* **C41** (2017) 013002, [[arXiv:1607.05378](#)].
- [194] Daya Bay: D. Adey *et. al.*, *Measurement of the Electron Antineutrino Oscillation with 1958 Days of Operation at Daya Bay*, *Phys. Rev. Lett.* **121** (2018) 241805, [[arXiv:1809.02261](#)].
- [195] RENO: G. Bak *et. al.*, *Measurement of Reactor Antineutrino Oscillation Amplitude and Frequency at RENO*, *Phys. Rev. Lett.* **121** (2018) 201801, [[arXiv:1806.00248](#)].
- [196] MINOS: P. Adamson *et. al.*, *Measurement of Neutrino and Antineutrino Oscillations Using Beam and Atmospheric Data in MINOS*, *Phys. Rev. Lett.* **110** (2013) 251801, [[arXiv:1304.6335](#)].
- [197] MINOS: P. Adamson *et. al.*, *Electron neutrino and antineutrino appearance in the full MINOS data sample*, *Phys. Rev. Lett.* **110** (2013) 171801, [[arXiv:1301.4581](#)].
- [198] A. Izmaylov, “T2K Neutrino Experiment: Recent Results and Plans. *Flavour Physics*

Conference, Quy Nhon, Vietnam, August 13-19, 2017.”

- [199] M. Friend, “Updated Results from the T2K Experiment with 3.13×10^{21} Protons on Target. *KEK seminar*, January 10, 2019.”
- [200] M. Sanchez, *Nova results and prospects*, 2018. *Neutrino 2018*, Heidelberg, June 4, 2018.
- [201] NOvA: M. Acero *et. al.*, *First Measurement of Neutrino Oscillation Parameters using Neutrinos and Antineutrinos by NOvA*, *Phys. Rev. Lett.* **123** (2019) 151803, [[arXiv:1906.04907](#)].
- [202] I. Esteban, M. Gonzalez-Garcia, A. Hernandez-Cabezudo, M. Maltoni, and T. Schwetz, *Global analysis of three-flavour neutrino oscillations: synergies and tensions in the determination of θ_{23} , δ_{CP} , and the mass ordering*, *JHEP* **01** (2019) 106, [[arXiv:1811.05487](#)]. v4.1 [www.nu-fit.org](#).
- [203] F. Capozzi, E. Lisi, A. Marrone, and A. Palazzo, *Current unknowns in the three neutrino framework*, *Prog. Part. Nucl. Phys.* **102** (2018) 48–72, [[arXiv:1804.09678](#)].
- [204] P. F. de Salas, D. V. Forero, C. A. Ternes, M. Tórtola, and J. W. F. Valle, *Status of neutrino oscillations 2018: 3σ hint for normal mass ordering and improved CP sensitivity*, *Phys. Lett.* **B782** (2018) 633–640, [[arXiv:1708.01186](#)].
- [205] A. Cuoco, J. Lesgourgues, G. Mangano, and S. Pastor, *Do observations prove that cosmological neutrinos are thermally distributed?*, *Phys. Rev. D* **71** (2005) 123501, [[astro-ph/0502465](#)].
- [206] I. M. Oldengott, G. Barenboim, S. Kahlen, J. Salvado, and D. J. Schwarz, *How to relax the cosmological neutrino mass bound*, *JCAP* **04** (2019) 049, [[arXiv:1901.04352](#)].
- [207] P. Stöcker *et. al.*, “Studying cosmological implications of decaying axion-like particles with GAMBIT.” in preparation.
- [208] M. Hufnagel, K. Schmidt-Hoberg, and S. Wild, *BBN constraints on MeV-scale dark sectors. Part I. Sterile decays*, *JCAP* **1802** (2018) 044, [[arXiv:1712.03972](#)].
- [209] M. Hufnagel, K. Schmidt-Hoberg, and S. Wild, *BBN constraints on MeV-scale dark sectors. Part II. Electromagnetic decays*, *JCAP* **1811** (2018) 032, [[arXiv:1808.09324](#)].
- [210] M. Escudero, *Neutrino decoupling beyond the Standard Model: CMB constraints on the Dark Matter mass with a fast and precise N_{eff} evaluation*, *JCAP* **1902** (2019) 007, [[arXiv:1812.05605](#)].
- [211] P. F. Depta, M. Hufnagel, K. Schmidt-Hoberg, and S. Wild, *BBN constraints on the annihilation of MeV-scale dark matter*, *JCAP* **1904** (2019) 029, [[arXiv:1901.06944](#)].
- [212] N. Sabti, J. Alvey, M. Escudero, M. Fairbairn, and D. Blas, *Refined Bounds on MeV-scale Thermal Dark Sectors from BBN and the CMB*, *JCAP* **2001** (2020) 004, [[arXiv:1910.01649](#)].
- [213] M. Blennow, E. Fernandez-Martinez, O. Mena, J. Redondo, and P. Serra, *Asymmetric Dark Matter and Dark Radiation*, *JCAP* **1207** (2012) 022, [[arXiv:1203.5803](#)].
- [214] T. Bringmann, F. Kahlhoefer, K. Schmidt-Hoberg, and P. Walia, *Converting nonrelativistic dark matter to radiation*, *Phys. Rev. D* **98** (2018) 023543, [[arXiv:1803.03644](#)].
- [215] S. Furlanetto, S. Oh, and F. Briggs, *Cosmology at Low Frequencies: The 21 cm Transition and the High-Redshift Universe*, *Phys. Rept.* **433** (2006) 181–301, [[astro-ph/0608032](#)].
- [216] P. J. E. Peebles, *Recombination of the Primeval Plasma*, *Astrophys. J.* **153** (1968) 1.
- [217] Ya. B. Zeldovich, V. G. Kurt, and R. A. Sunyaev, *Recombination of hydrogen in the hot model of the universe*, *Sov. Phys. JETP* **28** (1969) 146. [*Zh. Eksp. Teor. Fiz.*55,278(1968)].
- [218] V. Poulin, J. Lesgourgues, and P. D. Serpico, *Cosmological constraints on exotic injection of electromagnetic energy*, *JCAP* **03** (2017) 043, [[arXiv:1610.10051](#)].
- [219] C. Weniger, P. D. Serpico, F. Iocco, and G. Bertone, *CMB bounds on dark matter annihilation:*

- Nucleon energy-losses after recombination*, *Phys. Rev. D* **87** (2013) 123008, [[arXiv:1303.0942](#)].
- [220] T. R. Slatyer, *Indirect Dark Matter Signatures in the Cosmic Dark Ages II. Ionization, Heating and Photon Production from Arbitrary Energy Injections*, *Phys. Rev. D* **93** (2016) 023521, [[arXiv:1506.03812](#)].
- [221] L. Lopez-Honorez, O. Mena, S. Palomares-Ruiz, and A. C. Vincent, *Constraints on dark matter annihilation from CMB observations before Planck*, *JCAP* **07** (2013) 046, [[arXiv:1303.5094](#)].
- [222] R. Diamanti, L. Lopez-Honorez, O. Mena, S. Palomares-Ruiz, and A. C. Vincent, *Constraining Dark Matter Late-Time Energy Injection: Decays and P-Wave Annihilations*, *JCAP* **02** (2014) 017, [[arXiv:1308.2578](#)].
- [223] H. Liu, G. W. Ridgway, and T. R. Slatyer, *Code package for calculating modified cosmic ionization and thermal histories with dark matter and other exotic energy injections*, *Phys. Rev. D* **101** (2020) 023530, [[arXiv:1904.09296](#)].
- [224] S. Galli, T. R. Slatyer, M. Valdes, and F. Iocco, *Systematic Uncertainties In Constraining Dark Matter Annihilation From The Cosmic Microwave Background*, *Phys. Rev. D* **88** (2013) 063502, [[arXiv:1306.0563](#)].
- [225] T. Bringmann, P. F. Depta, M. Hufnagel, and K. Schmidt-Hoberg, *Precise dark matter relic abundance in decoupled sectors*, [arXiv:2007.03696](#).
- [226] K. M. Nollett and G. Steigman, *BBN And The CMB Constrain Light, Electromagnetically Coupled WIMPs*, *Phys. Rev. D* **89** (2014) 083508, [[arXiv:1312.5725](#)].
- [227] G. Steigman and K. M. Nollett, *Light WIMPs, Equivalent Neutrinos, BBN, and the CMB*, *Mem. Soc. Ast. It.* **85** (2014) 175, [[arXiv:1401.5488](#)].
- [228] K. M. Nollett and G. Steigman, *BBN And The CMB Constrain Neutrino Coupled Light WIMPs*, *Phys. Rev. D* **91** (2015) 083505, [[arXiv:1411.6005](#)].
- [229] R. J. Wilkinson, A. C. Vincent, C. Boehm, and C. McCabe, *Ruling out the light weakly interacting massive particle explanation of the Galactic 511 keV line*, *Phys. Rev. D* **94** (2016) 103525, [[arXiv:1602.01114](#)].
- [230] KATRIN: M. Aker *et al.*, *Improved Upper Limit on the Neutrino Mass from a Direct Kinematic Method by KATRIN*, *Phys. Rev. Lett.* **123** (2019) 221802, [[arXiv:1909.06048](#)].
- [231] G. Steigman, *Equivalent Neutrinos, Light WIMPs, and the Chimera of Dark Radiation*, *Phys. Rev. D* **87** (2013) 103517, [[arXiv:1303.0049](#)].
- [232] J. F. Beacom, N. F. Bell, and S. Dodelson, *Neutrinoless universe*, *Phys. Rev. Lett.* **93** (2004) 121302, [[astro-ph/0404585](#)].
- [233] P. D. Serpico, *Cosmological Neutrino Mass Detection: The Best Probe of Neutrino Lifetime*, *Phys. Rev. Lett.* **98** (2007) 171301, [[astro-ph/0701699](#)].
- [234] Z. Chacko, A. Dev, P. Du, V. Poulin, and Y. Tsai, *Cosmological Limits on the Neutrino Mass and Lifetime*, *JHEP* **04** (2020) 020, [[arXiv:1909.05275](#)].
- [235] Z. Chacko, A. Dev, P. Du, V. Poulin, and Y. Tsai, *Determining the Neutrino Lifetime from Cosmology*, [arXiv:2002.08401](#).
- [236] M. Escudero, J. Lopez-Pavon, N. Rius, and S. Sandner, *Relaxing Cosmological Neutrino Mass Bounds with Unstable Neutrinos*, [arXiv:2007.04994](#).
- [237] Simons Observatory: J. Aguirre *et al.*, *The Simons Observatory: Science goals and forecasts*, [arXiv:1808.07445](#).
- [238] CMB-S4: K. N. Abazajian *et al.*, *CMB-S4 Science Book, First Edition*, [arXiv:1610.02743](#).
- [239] A. Weltman *et al.*, *Fundamental Physics with the Square Kilometre Array*, *Publ. Astron. Soc. Austral.* **37** (2020) e002, [[arXiv:1810.02680](#)].

- [240] Euclid: R. Laureijs *et. al.*, *Euclid Definition Study Report*, [arXiv:1110.3193](#).
- [241] Euclid Theory Working Group: L. Amendola *et. al.*, *Cosmology and fundamental physics with the Euclid satellite*, *Living Rev. Rel.* **16** (2013) 6, [[arXiv:1206.1225](#)].
- [242] M. Zumalacárregui, E. Bellini, I. Sawicki, J. Lesgourgues, and P. G. Ferreira, *hi_class: Horndeski in the Cosmic Linear Anisotropy Solving System*, *JCAP* **08** (2017) 019, [[arXiv:1605.06102](#)].
- [243] E. Bellini, I. Sawicki, and M. Zumalacárregui, *hi_class: Background Evolution, Initial Conditions and Approximation Schemes*, *JCAP* **02** (2020) 008, [[arXiv:1909.01828](#)].
- [244] J. D. Hunter, *Matplotlib: A 2d graphics environment*, *Computing in Science & Engineering* **9** (2007) 90–95.
- [245] A. Lewis, *GetDist: a Python package for analysing Monte Carlo samples*, [arXiv:1910.13970](#).
- [246] P. Scott, *Pippi – painless parsing, post-processing and plotting of posterior and likelihood samples*, *Eur. Phys. J. Plus* **127** (2012) 138, [[arXiv:1206.2245](#)].
- [247] W. J. Handley, M. P. Hobson, and A. N. Lasenby, *POLYCHORD: next-generation nested sampling*, *MNRAS* **453** (2015) 4384–4398, [[arXiv:1506.00171](#)].
- [248] R. Easther and H. V. Peiris, *Bayesian analysis of inflation. II. Model selection and constraints on reheating*, *Phys. Rev. D* **85** (2012) 103533, [[arXiv:1112.0326](#)].
- [249] K. Freese, J. A. Frieman, and A. V. Olinto, *Natural inflation with pseudo nambu-goldstone bosons*, *Phys. Rev. Lett.* **65** (1990) 3233–3236.
- [250] F. C. Adams, J. R. Bond, K. Freese, J. A. Frieman, and A. V. Olinto, *Natural inflation: Particle physics models, power-law spectra for large-scale structure, and constraints from the cosmic background explorer*, *Phys. Rev. D* **47** (1993) 426.
- [251] A. A. Starobinsky, *A New Type of Isotropic Cosmological Models Without Singularity*, *Phys. Lett. B* **91** (1980) 99–102.
- [252] V. Gates, E. Kangaroo, M. Roachcock, and W. Gall, *STUPERSPACE*, *Physica D* **15** (1985) 289–293.
- [253] A. Coogan, L. Morrison, and S. Profumo, *Hazma: A Python Toolkit for Studying Indirect Detection of Sub-GeV Dark Matter*, *JCAP* **01** (2020) 056, [[arXiv:1907.11846](#)].
- [254] D. Wands, K. A. Malik, D. H. Lyth, and A. R. Liddle, *A New approach to the evolution of cosmological perturbations on large scales*, *Phys. Rev. D* **62** (2000) 043527, [[astro-ph/0003278](#)].
- [255] GAMBIT Collaboration: P. Athron, C. Balázs, *et. al.*, *GAMBIT: The Global and Modular Beyond-the-Standard-Model Inference Tool. Addendum for GAMBIT 1.1: Mathematica backends, SUSYHD interface and updated likelihoods*, *Eur. Phys. J. C* **78** (2018) 98, [[arXiv:1705.07908](#)]. Addendum to [7].