

# ECOC as a Method of Constructing Deep Convolutional Neural Network Ensembles

Sara Atito Ali Ahmed<sup>a,1</sup>, Cemre Zor<sup>c</sup>, Berrin Yanikoglu<sup>a</sup>, Muhammad Awais<sup>b</sup>, Josef Kittler<sup>b</sup>

<sup>a</sup>*Faculty of Engineering and Natural Sciences, Sabanci University, Istanbul, Turkey*

<sup>b</sup>*Centre for Vision, Speech and Signal Processing (CVSSP), University of Surrey, Guildford, United Kingdom*

<sup>c</sup>*Centre for Medical Image Computing (CMIC), University College London, United Kingdom*

---

## Abstract

Deep neural networks have enhanced the performance of decision making systems in many applications including image understanding, and further gains can be achieved by constructing ensembles. However, designing an ensemble of deep networks is often not very beneficial since the time needed to train the constituent networks is very high or the performance gain obtained is not very significant. In this paper, we analyse error correcting output coding (ECOC) framework to be used as an ensemble technique for deep networks and propose different design strategies to address the accuracy-complexity trade-off. We carry out an extensive comparative study between the introduced ECOC designs and the state-of-the-art ensemble techniques such as ensemble averaging and gradient boosting decision trees. Furthermore, we propose a combinatorial technique which is shown to reveal the highest classification performance amongst all.

*Keywords:* deep learning, ensemble learning, error correcting output codes, multi-task classification, gradient boosting decision trees

---

<sup>1</sup>This work was partly carried out when Sara Atito Ali Ahmed was an intern and Cemre Zor was a research associate at University of Surrey.

## 1. Introduction

The improved generalisation capability of ensembles, compared to their constituent classifiers (also known as the *base classifiers*), has long been established theoretically and experimentally. This capability is attributed to the complementarity of the individual classifiers in an ensemble, which jointly offer an error correcting mechanism, and is manifested in low prediction bias and variance [1, 2, 3, 4]. The combination rules employed by these systems can be as simple as taking a vote between the base classifiers, or more complex, where the classifiers are trained to compensate for the weaknesses of each other.

Although several combination techniques such as averaging, majority voting [5], bagging [6], stacking [7], random forests [8], error correcting output coding [9, 10] and their variants have been widely used in traditional machine learning, extensions of most of these approaches to the deep learning (DL) systems have been deemed inefficient and challenging, due to the computational complexity associated with the training of deep networks, as well as the difficulty in securing diversity among the base classifiers. Therefore, most of the state-of-art DL ensembles are either formed of simple averaging (or voting) frameworks comprising only a small number of elements [11, 12, 13, 14, 15], or weak decision tree ensembles based on boosting of already extracted deep features [16, 17, 18, 19].

In the literature, deep base classifiers for averaging ensembles are mainly obtained by varying various DL elements such as the types of network architectures, and their parameters, data augmentation techniques, and learning meta parameters. An example is DeepFace [11], where Taigman et al. construct an ensemble face verification system of 7 deep networks and achieve 97.35% accuracy, compared to 97.0% obtained using a single face verification network. In another work, Szegedy et al. [12] increase their accuracy from 40% (single network) to 43.9% by averaging 6 GoogLeNet networks in the ILSVRC 2015 detection challenge. Yet another example is the winner of the PlantCLEF2017 competition [20], which is formed of 12 base networks that are trained with an emphasis on complementarity and achieved a top-1 accuracy of 88.5% in clas-

sifying 10,000 different plant species. Similarly, Gessert et. al. in [15] employ multi-resolution EfficientNets [21] for skin lesion classification based on an ensemble of 15 deep networks, where the area under the curve (AUC) is increased from an average of 94 per classifier to 95.4.

Despite the performance gain achieved by the deep averaging ensembles, the increased time complexity, which scales linearly with the addition of each base classifier network, comes out as the main drawback of these methods and may cause the system to become computationally infeasible. The gradient boosting decision tree (GBDT) methods aim to address this shortcoming of the deep averaging ensembles, by operating only on the deep features obtained from one base network (contrary to generating many deep networks as base classifiers), and constructing a sequential ensemble of trees which are trained to correct each other's errors, using these features. There are three commonly used GBDT variations in the literature: extreme gradient boosting (XGBoost) [22], light gradient boosting machine (LightGBM) [23], and categorical boosting (CatBoost) [24]. As an example of XGBoost, Pang et al. [18] proposes a subcellular localisation method by integrating the Convolutional Neural Network (CNN) and XGBoost, where CNN acts as a feature extractor and XGBoost acts as a classifier to identify the protein subcellular localisation. In another literature review, Torres-Barrán et al. [25] studies the application of XGBoost to global and local wind energy prediction and solar radiation problem with a complete exploration of the fundamentals of gradient boosting regression methods. As for LightGBM, Ju et al. in [19] overcomes the limitation of the single-convolution model in predicting wind power by integrating the LightGBM algorithm to the model to improve the robustness and the accuracy of the forecasting.

Although GBDT is a powerful ensemble technique, the major disadvantages are its inability to deal with a high number of classes and the high number of hyper-parameters that need to be tuned to obtain the desired performance. It is important to note that the improved time complexity obtained with respect to the averaging ensembles is at the expense of a reduced ensemble performance. In this article, we address the drawbacks of deep averaging ensembles (time

complexity) and GBDT (accuracy), and propose an efficient DL framework based on error correcting output coding (ECOC).

ECOC, borrowed originally from the communication theory [26, 27], is a multi-class classification ensemble, in which a given multi-class problem is decomposed into several two-class problems, whose simpler decision boundaries are then combined to give the final, more complex decision boundary. The errors of the base classifiers that implement the two-class decision boundaries, are corrected to a certain degree [28]. Several data-dependent and independent approaches can be used for guiding the decomposition process [29, 30]. In [31], it has been theoretically and experimentally demonstrated that ECOC frameworks formed up using random class splits, give close to Bayes performance, if there are infinitely many such splits, and their associated base classifiers achieve close to Bayes performance. In practice, the performance of the ensemble converges to the optimum very rapidly [32] as the number of the classifiers increases. This specific framework is named as randECOC and its superiority over the rest of the data independent and dependent ECOC approaches is demonstrated in [28, 31, 33].

Although ECOC has been commonly employed in traditional machine learning algorithm applications [34, 35, 36, 37], to date, its potential has not been exploited or analysed for deep neural networks, to the best of our knowledge. The only work addressing ECOC in DL research is [38], where it is utilised for the adversarial robustness of the networks. In this work, by operating on the base network features, we analyse efficient implementation strategies for randECOCs to be used with deep neural networks, by proposing three different design procedures: the straightforward approach of training the base classifiers independently, multi-task learning (MTL) for faster training, multi-task learning with embedded error correction. The selection of the most appropriate design procedure is expected to be carried out by the user, depending on the specific requirements of an application, when the time complexity versus accuracy trade-off has to be considered.

The systems are evaluated on three public datasets: CIFAR-10 and CIFAR-

100 (10 and 100 classes, respectively) for object recognition [39], and SVHN of Google street view images of house numbers (10 classes) [40]. We show that using all design techniques, randECOC almost always surpasses the GBDT performance, at comparable time complexity, especially when MTL based implementation strategies are considered. When compared with averaging ensembles, a degradation in performance has been noted, due to the end-to-end training nature of averaging ensembles as opposed to the feature-based training of randECOC. However, for users who are provided with enough time-space resources to accommodate averaging ensembles, we propose combining randECOC with averaging, and show that this setup guarantees the best performance with the highest accuracy in all scenarios.

The main contributions of this study are summarised as follows:

- We propose different techniques for designing random error correcting output coding (randECOC) ensembles of deep neural networks, based on multi-task learning and embedded error correction strategies. The techniques together with their straightforward implementation are analysed in terms of accuracy and time complexity trade-off.
- We perform an empirical comparison of randECOC strategies with the state-of-the-art ensemble methods for deep learning on multiple multi-class classification problems, using several base networks of prominent CNN architectures.
- We propose a hybrid approach, drawing on randECOC and the best performing deep ensemble strategy in the literature, to achieve state-of-the-art classification performance for all network and data set combinations.

This article is structured as follows. Section 2 provides a background information on the state-of-the-art deep ensemble classification techniques as well as the ECOC framework. In Section 3, different training strategies for ECOC using deep convolutional neural networks are presented. This is followed by their experimental analysis in Section 4 and a discussion of the results obtained. Finally,

the conclusions of this study are presented in Section 5.

## 2. Background

In the literature, averaging and majority voting are the most commonly used classifier combination approaches where the ensemble output is calculated based on the (weighted) average of the base classifier outputs or their mostly voted prediction. Bagging [6] is a special case of majority voting for which the base classifiers are trained on differently versions [41] of the same data obtained by resampling. More complex combination rules include methods such as boosting [42], where the classifiers are trained sequentially to compensate for the weaknesses of those already selected and stacking [43], where the outputs of all classifiers are fed into a new model to generate the final prediction. Another commonly used ensemble technique is known as random forests [8], which are composed of multiple decision trees trained on bootstrapped training data with an additional step of feature-bootstrapping to allow for a random selection (with replacement) of features at each tree node. The final decision is based on the (weighted) average of the outputs or the majority vote of the individual tree decisions.

The fusion rules most commonly applied in the state-of-the-art deep learning ensembles are based on averaging or majority voting. These ensembles consist of a small number of deep neural network architectures as base classifiers, which differ from each other in terms of the data augmentation techniques used during training and / or network architectures and / or learning parameters (such as learning rates, training and validation set partitions, weights initialisation and data batches). Due to the costly training of these ensembles, they typically are composed of only a handful of base classifiers.

Overcoming the time complexity of the averaging / voting ensembles of deep neural networks, the second most common combination strategy, gradient boosting decision trees (GBDT), depends on extracting the bottleneck features of one *base network* and using them for training a sequence of decision trees. However,

the gain in time complexity of this approach is compromised by reduced accuracy, especially for high number of classes. Moreover, the method requires a high number of hyper-parameters to be tuned to obtain the desired performance.

In Section 2.1, we analyse three state-of-the-art variants of the GBDT method found in the literature; namely, extreme gradient boosting (XGBoost) [22], light gradient boosting machine (LightGBM) [23] and categorical boosting (CatBoost) [24], in detail. Later on in Section 2.2, we provide the background for error correcting output coding (ECOC) ensembles, on which we build our novel design strategies for designed ensembles of deep learning networks, presented in Section 3.

### *2.1. Gradient Boosting Decision Trees (GBDT)*

Gradient boosting is a machine learning technique for regression and classification problems that creates an ensemble of weak prediction models to achieve powerful prediction. When decision trees are used as the base classifiers, the method is referred to as gradient boosting decision trees (GBDT).

Unlike random forests, where the decision trees are constructed in parallel prior to combination, GBDT employs a boosting approach, in which each tree is sequentially trained with the aim of correcting the error produced by its predecessor. In particular, every tree is trained to learn the residual between the desired output and the output of the previous tree, using gradient descent. The most important parameter in GBDT is the number of base classifiers which controls the model complexity. The most recent and efficient GBDT methods developed are XGBoost [22], LightGBM [23], and CatBoost [24]. These algorithms differ from each other in terms of the mechanism used for splitting the tree nodes.

Extreme gradient boosting (XGBoost) [22], is a highly extensible tool mainly designed to overcome the overfitting limitations of the traditional gradient boosting methods. It uses pre-sorted and histogram-based algorithms for computing the best split, which continues until the maximum level, pre-defined by the “max\_depth” hyper-parameter, is reached. Once at the maximum level, the

splits are pruned backwards until there is no positive gain.

Light gradient boosting machine (LightGBM), proposed and developed by Microsoft [23], uses gradient-based one-side sampling (GOSS) to filter out data instances on the basis of their contribution to the gradient of the loss function. The best split is obtained by using all of the instances with large gradients and a random sample of instances with small gradients to maintain a balance between the training data reduction and accuracy. LightGBM uses a leaf-wise tree growth mechanism which allows the growth of an imbalanced tree.

Categorical boosting (CatBoost) [24] focuses on categorical features by using minimal variance sampling (MVS) which is a weighted sampling method at the tree-level. Unlike LightGBM, CatBoost grows balanced trees which makes this method less prone to overfitting, and uses combinations of categorical features as additional categorical features to capture high-order dependencies. As it is infeasible to process all of the possible combinations, CatBoost solves the exponential growth of the features combination by constructing the combinations in a greedy way.

## 2.2. Error Correcting Output Coding (ECOC)

Error Correcting Output Coding (ECOC) is a generic ensemble classification framework designed for multi-class classification problems [28], where the aim is to decompose a given multi-class problem into several two-class problems. The final decision boundary is formed by combining the boundaries of the base classifiers trained on these simple decompositions while providing a scope for error correction.

The way the decomposition is carried out in ECOC is defined by a *design code matrix*. Accordingly, a base classifier may be assigned the task of separating a particular class from all of the others, or learning a random dichotomy of the classes. The commonly used ensemble approaches such as one-vs-one or one-vs-all can therefore be considered as special types of ECOC systems.

Let us consider a problem with  $K$  classes  $\{c_1, c_2, \dots, c_K\}$ ,  $L$  base classifiers  $\{h_1, h_2, \dots, h_L\}$ , and a pre-designed code matrix  $\mathbf{M}$  of size  $K \times L$  as illustrated in



Table 1, for  $K = 4$  and  $L = 5$ . A particular element  $M_{ij} \in \{+1, -1\}$  indicates the desired label for class  $c_i$  to be used in training the base classifier,  $h_j$ . For instance in Table 1, the base classifier,  $h_1$ , is assigned the task of separating instances belonging to classes  $c_1$  and  $c_2$  from instances belonging to classes  $c_3$  and  $c_4$ . The classes  $c_1$  and  $c_2$  are re-labelled with label  $+1$ , while  $c_3$  and  $c_4$  are re-labelled with label  $-1$ , to reflect this two-class problem.

Table 1: A sample ECOC matrix for a 4-class classification problem with 5 base classifiers

	$h_1$	$h_2$	$h_3$	$h_4$	$h_5$
$c_1$	+1	+1	+1	-1	-1
$c_2$	+1	-1	-1	+1	-1
$c_3$	-1	+1	-1	+1	-1
$c_4$	-1	-1	-1	-1	+1

The design (encoding) of the code matrix can be carried out in several ways. These include problem-independent approaches such as one-vs-one or one-vs-all [28], or problem-dependent methodologies where the aim is to split the classes in the given data domain [33, 44] meaningfully.

In decision making (testing), firstly, a given test instance  $\mathbf{x}$  is classified by each base classifier to obtain the output vector  $\mathbf{Y} = [y_1, \dots, y_L]$  where  $y_j$  is the hard or soft output of the classifier  $h_j$  for  $\mathbf{x}$ . Then, the distance between  $\mathbf{Y}$  and the *codeword*  $\mathbf{M}_i$  of class  $c_i, \forall i$ , is computed using a metric such as Hamming, Manhattan or Euclidean distance. The class  $c^*$  associated with the minimum distance is chosen as the predicted class, such that

$$c^* = \arg \min_{i=1 \dots k} \text{dist}(\mathbf{Y}, \mathbf{M}_i) \quad (1)$$

While choosing the closest codeword during the target prediction, the system is able to correct some of the base classifiers mistakes. Specifically, up to  $\lfloor (e-1)/2 \rfloor$  base classifier errors can be corrected if Hamming Distance (HD) is chosen as the distance metric, and the minimum HD between any pair of codewords is  $e$ .

Although the design of encoding and decoding of ECOC matrices is an open research problem, it is important to note that randomly generated ECOC matrices (randECOC) have been shown to reach Bayes performance when used with large enough number of base classifiers, each of which exhibiting close to Bayes accuracy [31]. In practice, it has been experimentally demonstrated in [32] that for problems involving  $\sim 10$  classes, randECOCs of length 20-30 would be enough to converge to optimum performance, whereas this number would grow to 200-300, when the number of classes is  $\sim 100$ .

### 3. Design Strategies for randECOC Using CNNs

In this section, we propose and analyse different design strategies for randECOC matrices to address the shortcomings of the averaging and GBDT ensembles in terms of speed and accuracy, as elaborated in Section 1 - 2.

Under the assumption of unconstrained computational resources, the optimal strategy to achieve the highest prediction performance using randECOC would consist of training two-class deep neural network architectures as base classifiers independently. End-to-end training of these classifiers, each of which is initialised with random weights, would help increase the diversity between classifiers and enforce independency which is a key element in achieving close-to-Bayes randECOC performance [32, 31].

However, this procedure would suffer from similar time complexity drawbacks as in averaging ensembles and would not be practical in real-life applications. For this reason, in the design strategies presented in Section 3.1 - 3.3, we propose to train a multi-class *base network* to obtain the bottleneck features, and base our proposed implementation techniques on these features.

After presenting a straightforward approach to designing ECOC ensembles with base learners trained using bottleneck features (Section 3.1), we propose a more time-efficient implementation strategy based on multi-task learning (MTL) (Section 3.2). In Section 3.3, the MTL based strategy is further improved with the incorporation of an error-correcting mechanism as a separate layer

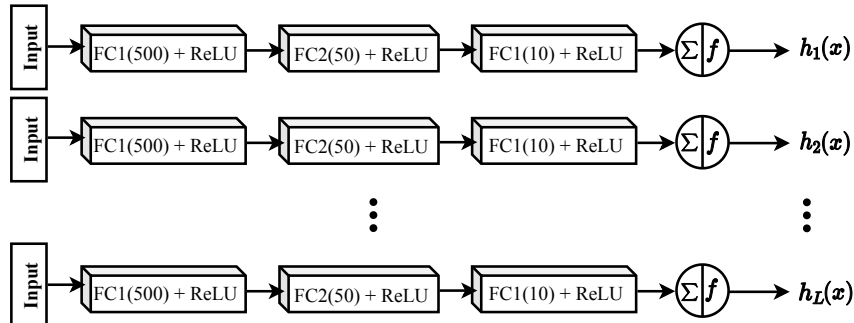


Figure 1: An independent base classifier architecture with a 3-hidden layer shallow network, consisting of fully connected layers followed by rectified linear units, one for each base classifier of the ECOC ensemble. The input is constituted by the features extracted by the bottleneck layer of a trained *base network*. The outputs rendered by the different base classifiers for the given input.

of the network. This strategy aims to couple the base classifier training to the classification problem, as opposed to training the base classifiers only to be in agreement with the encoding matrix. Note that for all three designs, the base networks are assumed to be convolutional neural networks (CNN).

### 3.1. Independent Learning of Base Classifiers

The most straightforward approach to using randECOCs with CNNs is based on training the base classifiers of the ECOC ensemble independently (i.e. one by one), using deep features extracted from the bottleneck layer of a base network. A schematic diagram illustrating an example of independently trained base classifier networks is given in Figure 1.

For a given test sample  $\mathbf{x}$ , after extracting the vector  $\mathbf{Y}(\mathbf{x})$  by concatenating the outputs of all base classifiers, the prediction is carried out in a *separate* decoding step, where  $\mathbf{x}$  is assigned the class with the closest codeword to  $\mathbf{Y}(\mathbf{x})$  (see Equation 1).

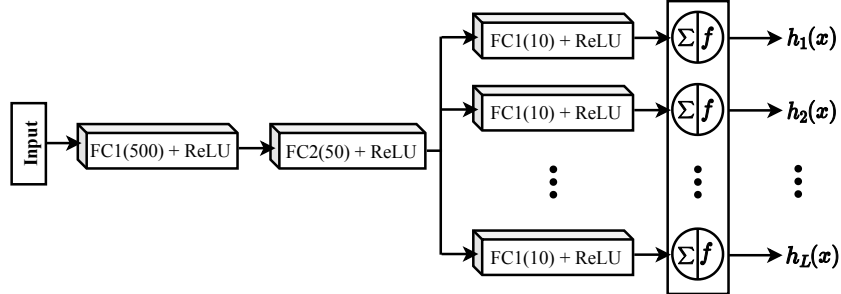


Figure 2: Multi-label architecture, with two shared modules and one classifier specific module. All layers are fully connected networks with rectified linear units.

### 3.2. Multi-task Learning of Base Classifiers

In order to achieve close-to-Bayes accuracy, the number of base classifiers required for a randECOC ensemble is expected to increase with the number of classes. Although all independent tasks can be trained in parallel, this framework might be deemed unattractive under the assumption of limited resources, despite the performance gain promised.

To address this, we consider the idea of simultaneous training of the base classifiers by employing an MTL based strategy, where the classifiers are trained to learn multiple labels, i.e. the desired base classifier outputs, at the same time. Although this method can only approximate the performance of the independently trained base classifiers, it is important from the point of view of accuracy versus time complexity trade-off.

In this approach, we have a single MTL network comprising several shared layers among all base classifiers, with  $L$  output nodes; as opposed to  $L$  independent networks. In other words, while training the independent classifiers sequentially would mean the repetition of the randECOC procedure  $L$  times, training all classifiers at the same time via MTL would imply carrying out this step only once. Hence, the time complexity of the MTL network is approximately  $L$  times better than the independent sequential training.

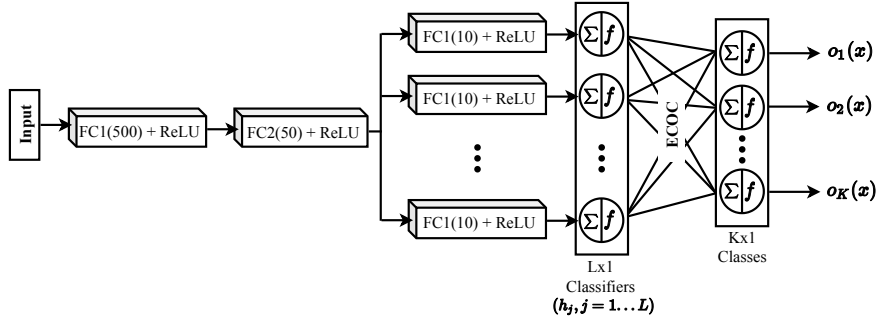


Figure 3: Multi-label architecture with embedded ECOC decoding, including two shared modules and one classifier specific module. The base classifier output layer is followed by the ECOC embedding layer with fixed weights. The output  $o_i$  corresponds to the score for each class  $c_i$ .

The prediction is carried out in the same way as described for independent base classifiers in Section 3.1, where ECOC decoding is executed as the second step, after obtaining the classifier outputs in the first step. Note that this network also includes a small number of shallow, classifier specific layers to allow for diversity. An illustration of an example MTL network is presented in Figure 2.

As a further advantage of the MTL network, it should be noted that the sharing of the base network and the subsequent layers are expected to reduce overfitting, as observed in literature [45], since the nodes in the shared layers are constrained to work for multiple classifiers.

### 3.3. Multi-task Learning with Embedding

Despite its advantages in terms of speed and reduced overfitting, the MTL network described in Section 3.2 is suboptimal in the sense that the second step of the prediction, namely ECOC decoding, is carried out separately from the network training. In other words, while the base classifiers are enforced to match the dichotomies (two-class problems) indicated by the ECOC matrix, they are not enforced to match the desired *multi-class* label.

In order to address this issue, we propose to extend the MTL network with a  $K$ -node output layer, with weights set from the ECOC codewords and the output nodes representing the original classes. This layer not only enforces the final, multi-class decision on the outputs of the two-class base classifiers, but also includes the ECOC decoding inherently. The proposed framework is illustrated in Figure 3 with an example architecture. It is referred to as “MTL w/ embedding” in the remainder of this paper.

It is worth mentioning that the ECOC encoding matrix is not learned here, but the base classifiers are learned for the given ECOC matrix, with the goal of reducing the overall error in the original multi-class problem. In some earlier work, the ECOC matrix was modified, during or after the training of the base classifiers, with the goal of reducing this decoupling between the encoding and base classifier training stages [46, 47, 48].

Let us assume that the nodes corresponding to the base classifiers  $h_j$ ,  $j = 1 \dots L$  are connected to the output nodes  $o_i$ ,  $i = 1 \dots K$  with the preset ECOC matrix weights  $w_{ij} = M_{ij}$ . For a given input  $\mathbf{x}$ , each output node  $o_i$  represents the score for class  $c_i$ , such that

$$o_i(\mathbf{x}) = \sum_{j=1}^L h_j(\mathbf{x}) \times w_{ij} = \mathbf{h}(\mathbf{x}) \cdot \mathbf{w}_i. \quad (2)$$

Note that the maximum value of  $o_i(\mathbf{x})$  is  $L$  when all the base classifier outputs are in agreement with their associated bits of the codeword for that class (targets); while the minimum is  $-L$  when all base classifier outputs are wrong. In other words,

$$HD(\mathbf{w}_c, \mathbf{h}(\mathbf{x})) = \frac{L - o_c(\mathbf{x})}{2}. \quad (3)$$

The loss function used to train the network is designed with two goals: 1) To maximise the output of the correct class,  $o_c$ ; 2) To match the output vector  $\mathbf{h}(\mathbf{x})$  to the predetermined codeword  $\mathbf{w}_c$ , so as to benefit from the ECOC framework. Therefore, given a sample of class  $c$  and groundtruth  $\mathbf{T} = [t_1 \dots t_K]$  (one-hot encoded vector where  $t_c = 1$  for only the correct class and zero elsewhere), we use the loss function given in Equation 4. We ignore  $o_i$ ,  $i \neq c$  because maximizing

$o_c$  is equivalent to minimizing other class outputs, thanks to the design of the ECOC matrix.

$$Loss = (L - o_c(\mathbf{x}))^2 + \sum_{l=1}^L (h_l(\mathbf{x}) - M(c, l))^2 \quad (4)$$

With ternary ECOC where there are zeros in the code matrix, the maximum output value of  $L$  is not attainable for  $o_c$ , hence  $L$  should be replaced with the number of non-zeros in a codeword.

To train the network, we use stochastic backpropagation, starting with the weights of the base classifiers  $h_j$ , as the ECOC matrix weights are fixed. The partial derivative of our combined loss function with respect to  $h_j(\mathbf{x})$  is computed as:

$$\begin{aligned} \partial Loss / \partial h_j(\mathbf{x}) &= \frac{\partial (L - o_c(\mathbf{x}))^2}{\partial o_c(\mathbf{x})} \frac{\partial o_c(\mathbf{x})}{\partial h_j(\mathbf{x})} + \sum_{l=1}^L \frac{\partial (h_l(\mathbf{x}) - M(c, l))^2}{\partial h_j(\mathbf{x})} \\ &= 2(L - o_c(\mathbf{x})) \times w_{cj} + 2(h_j(\mathbf{x}) - M(c, j)). \end{aligned} \quad (5)$$

The rest of the gradient calculations is done using the backpropagation algorithm as usual, going back from the base classifier outputs  $h_j(\mathbf{x})$ .

For the final prediction, the class  $c_i$  that has the maximum  $o_i(\mathbf{x})$  (equivalently minimum distance to the base classifiers output  $\mathbf{h}(\mathbf{x})$ ) is chosen as the correct class.

#### 4. Experimental Analysis and Results

To evaluate the effectiveness of the proposed randECOC techniques and compare their efficiency in terms of time complexity and accuracy with the state-of-the-art ensemble methods, first we conduct various experiments by employing commonly used deep architectures, on well-known multi-class data sets (Section 4.4.1). In particular, the comparative studies are performed on the following 3 ensemble frameworks:

1. Simple averaging ensemble;

2. Gradient boosting decision trees (GBDTs): XGBoost, LightGBM, and CatBoost;
3. randECOC ensembles: Independent learning, MTL, and MTL with embedding.

After performing comparisons between these frameworks, we propose to combine randECOC and GBDT approaches with the averaging ensemble to obtain the highest possible prediction performances, under the availability of sufficient amounts of computational resources including processing power, time and storage (Section 4.4.2).

In Section 4.1, the details of the data sets used in the experiments are presented, and in Section 4.2 various base network architectures utilised in this study are described. This is followed by providing the details of the experimental setup in Section 4.3, and the thorough discussion of the results in Section 4.4.

#### 4.1. Data sets

We carry out the experimental analyses on three state-of-the-art multi-class classification problems based on digit classification and object recognition. In all tasks, each image contains a single object on an unconstrained background.

**CIFAR-10 [39]:** This data set consists of 60,000 (32 x 32) images belonging to 10 classes (airplane, automobile, bird, cat, deer, dog, frog, horse, ship, and truck), and is divided into 50,000 images to be used for training and 10,000 for testing.

**CIFAR-100 [39]:** Similar to CIFAR-10 data set, CIFAR-100 consists of 50,000 training images and 10,000 testing images. There are 100 classes in this data set, grouped into 20 super-classes. Each image comes with a “fine label” which is the class label and a “coarse label” which is the super-class to which it belongs. In our study, we make use of the fine labels.



**SVHN [40]:** This real-world data set comprises house numbers obtained from Google Street View images and consists of 73,257 samples for training, 26,032 images for testing and 531,131 additional, less difficult samples which can be used as extra data for training. In our study, the training portion of the data set corresponding to isolated digits (10 classes) is used.

#### 4.2. Base Networks

To construct the base network architectures, we employ three commonly used, state-of-the-art convolutional neural network architectures in the literature; namely Inception-V3 [49], Xception [50], and Squeeze-and-Excitation Networks (SENet) [51].

Inception-V3, proposed by Google in [49], is a widely-used image recognition model. It consists of symmetric and asymmetric building blocks, including convolutions, average pooling, max pooling, dropouts, and fully connected layers. Batch normalisation is used extensively throughout the model and applied to activation inputs. Inception-V3 is the first runner up in the ImageNet Large Scale Visual Recognition Challenge (ILSVRC) [52] in 2015. The network is 48 layers deep with a total of 23.8 million parameters.

Xception [50] is an extreme version and an extension of the Inception [12] architecture, which replaces the standard inception modules with depth-wise separable convolutions. The network is 71 layers deep with a total of 22.9 million parameters.

The final architecture, SENet [51], introduces the squeeze-and-excitation block that adaptively re-calibrates the channel-wise feature responses by modelling the interdependencies between channels to automatically acquire the importance of each feature channel. SENet is the winner of ILSVRC 2017 classification challenge.

#### 4.3. Experimental Setting

All the base networks employed in this study are pre-trained on the ImageNet data set [53]. The inputs to the ensemble systems are obtained by forward passing the data sets through the fine-tuned networks and extracting the features

of the last pooling layer (2048 neurons). Note that for a fair comparison, no extra randomness such as data augmentation, has been applied during training or feature extraction.

The averaging ensembles are obtained by training 5 base networks with different random weight initialisations, as this is a typical number employed in averaging ensembles, respecting time and computing power constraints. For randECOC using independently trained base classifiers, we train  $L$  classifiers with a simple multi-layer perceptron architecture, where  $L$  is set to 30, 300, and 30 for CIFAR-10, CIFAR-100, and SVHN data sets, respectively. The architecture, which is depicted in Figure 1, consists of three fully connected layers with (500, 50, 10) units, each followed by rectified linear unit (*ReLU*) activation function and a dropout layer. Finally, each output layer has one neuron that is associated with a tangent hyperbolic activation function (*tanh*) and a mean square error (*MSE*) loss function.

The randECOC framework using MTL is composed of two shared fully connected layers with (500, 50) units, each of which is followed by a *ReLU* activation function and a dropout layer. For each classifier, there are some specific layers: a dropout layer, a fully connected layer with 10 units, a *ReLU* activation function, a fully connected layer with one unit, and a *tanh* function. The output units are concatenated to form one layer with  $L$  units defining the output layer. Similar to randECOC with independently trained base classifiers, *MSE* loss function is used here. The network structure of this framework is as given in Figure 2. The randECOC using MTL w/ embedding, as given in Figure 3, mimics the setup of the randECOC framework using MTL, with an additional layer to include ECOC codewords as weights, for which the learning rate is set to zero.

All the networks including the base networks are optimised using RMSPROP optimiser with  $3 \times 10^{-4}$  learning rate, 0.99 squared gradient decay factor, and a batch size of 64 images per training iteration for the base networks and 512 images for the randECOC experiments. The implementation is performed using the Deep Learning Toolbox and MatConvNet [54] within MATLAB, with a

single NVIDIA GeForce GTX 1080 Ti 11GB graphics processing unit (GPU).

The GBDT frameworks are implemented using the official XGBoost, LightGBM and CatBoost Python packages on Google Colaboratory with the provided free Tesla K80 11GB GPU. In our experiments, we fine-tune the most vital hyper-parameter for these frameworks, which is the number of iterations that is relative to the number of created trees. The highest validation accuracy has been obtained when using 60 iterations for CIFAR10 and SVHN datasets and 300 iterations for CIFAR100 in all of the employed gradient boosting methods. Rest of the hyper-parameters are set to the default values suggested by the corresponding authors.

For the set of experiments where the randECOC and GBDT frameworks are merged with ensemble averaging, we apply randECOC and GBDT on 5 sets of features extracted from 5 randomly initialised base networks, and use averaging for the assignment of the final prediction. The ECOC matrices used in all 5 networks are kept the same.

#### 4.4. Results

After providing the results obtained for the comparison of the evaluated frameworks in terms of accuracy and time complexity in Section 4.4.1, the performance analysis of randECOC and GBDT approaches, combined by ensemble averaging, is presented in Section 4.4.2.

##### 4.4.1. Comparison of the Frameworks

The performance of the 3 ensemble frameworks together with their corresponding time complexity, while using each of the base networks, is shown in Table 2, 3, and 4 for CIFAR-10, CIFAR-100 and SVHN data sets, respectively. The ensemble performance is gauged in terms of classification accuracy, and the ensemble time complexity is measured as the training and test time spent, *over and above* the time required by the base network. Note that while the hardware is slightly different for GBDT and ECOC frameworks, their time complexities

are both accepted as small and no strict comparison is made between the two in terms of time.

			Gradient Boosting Ensemble			randECOC Ensemble		
	Base Network	Averaging of 5 base networks	XGBoost	LightGBM	CatBoost	Independent Classifiers	MTL	MTL w/ embedding
<b>Inception-V3</b>								
Testing Accuracy	93.56%	<b>96.14%</b>	<b>94.39%</b>	94.03%	<u>93.37%</u>	<b>94.55%</b> ±0.027	94.37% ±0.034	94.42% ±0.090
Training Time (in minutes)	580	2,900	0.78	4.25	0.36	103	4.27	4.63
Testing Time (in minutes)	1.70	8.50	0.002	0.006	0.021	0.130	0.022	0.022
<b>Xception</b>								
Testing Accuracy	94.88%	<b>97.02%</b>	<b>95.18%</b>	95.13%	94.98%	<b>95.52%</b> ±0.044	95.40% ±0.062	95.42% ±0.048
Training Time (in minutes)	722	3,611	0.76	4.31	0.36	103	4.27	4.63
Testing Time (in minutes)	2.79	13.9	0.002	0.007	0.027	0.124	0.022	0.022
<b>SENet</b>								
Test Accuracy	95.93%	<b>97.69%</b>	<b>96.33%</b>	96.12%	<u>95.07%</u>	<b>96.82%</b> ±0.024	96.81% ±0.067	96.81% ±0.074
Training Time (in minutes)	1430	7,154	0.780	4.58	0.36	103	4.27	4.62
Testing Time (in minutes)	6.98	34.92	0.002	0.007	0.026	0.129	0.022	0.022
<b>Average Test Accuracy Across the Three Architectures</b>								
Test Accuracy	94.79%	<b>96.14%</b>	<b>95.30%</b>	95.09%	94.47%	<b>95.63%</b>	95.53%	95.55%

Table 2: A comparison of the results obtained on the CIFAR-10 data set using Inceptions-V3, Xception, and SENet architectures as base networks. The best results obtained in each group are shown in bold and the performance decreases compared to the base networks are shown underlined.

As expected, the averaging ensemble achieves the highest accuracy for all data sets and base networks (97.69%, 89.91% and 97.75% for the CIFAR-10, CIFAR-100 and SVHN data sets, respectively). Despite surpassing the base network by a relatively high margin, this ensemble comes out as very costly in terms of time and the resources required. Specifically, the training times are of the order of thousands of minutes, or about several days, which is often not

available to researchers, providing the motivation for this work.

As for the GBDT framework, it can be observed that all of its three variations cause degradation over the base network performance at least for one network architecture and one data set. This is a very important finding, proving a clear evidence in support of the perception of instability and inconsistency of this technique, especially when dealing with a high number of classes. Specifically, for the CIFAR-10 and SVHN data sets, XGBoost appears as the best performing algorithm, as shown in Table 2 and 4, respectively. It improves the testing accuracy of the base networks at the expense of minimal additional training time of 0.83%, 0.3%, and 0.4% on CIFAR-10 and 0.89%, 0.2%, and 0.19% on the SVHN data set. However, this method deteriorates the base network accuracy for all network types on CIFAR-100. For this data set, the only GBDT improvement over the base network performance is achieved when using Xception as the architecture and employing LightGBM or CatBoost. This is in line with the theoretical underpinning of the inability of these methods to cope with a high number of classes [55].

In contrast, we see that all the variants of the randECOC framework improve the testing accuracy over the base networks and the best GBDT approach<sup>2</sup>, in almost all of our experiments. Despite some drop in the performance in comparison to the averaging ensembles, a much faster training time is observed. For instance, in the case of CIFAR-100, the averaging ensemble requires around 4, 4.6, 5 days for training and reveals 81.34%, 85.50%, 89.91% test accuracy, with different base network architectures. On the other hand, randECOC using MTL w/ embedding requires only about 30 minutes for the training of all the architectures, with the output test accuracy of 78.45%, 83.16%, and 87.74%. While MTL w/ embedding brings roughly half the performance improvement obtained by the averaging ensemble over the base network (0.76% vs 1.35% in CIFAR-100; 1.52% vs 3.98% in CIFAR-100; and 0.59% vs 1.30% in SVHN

---

<sup>2</sup>except for one out of the nine settings, where a slight drop for the MTL approach was noted

datasets, it does so consistently and requiring negligible additional time, which is important for scenarios where training several deep networks is not viable.

Among the MTL based randECOC ensembles, MTL w/ embedding performs always better than or equal to MTL, while revealing similar time complexity. The independent learning approach obtains the highest accuracy; however only with a slight margin over MTL w/ embedding and a lot more additional training time (more than 25 times in all scenarios). Specifically, MTL w/ embedding achieves an average of 96.81%, 87.74%, 95.14% versus 96.82%, 87.90%, 95.23% for independent learning, in the best performing network, in three separate problems.

The strength of the MTL based randECOC approaches over GBDTs is emphasised especially when dealing with high number of classes. As shown in Table 3 for the CIFAR-100 data set, MTL w/ embedding improves the accuracy by 1.65%, 2.49%, 0.55% over the base networks, and outperforms the best GBDT approach (LightGBM in this case) by 1.98%, 1.46%, 1.35%, for the three network architectures. Note also that, the training time of LightGBM for this problem is also greater than that of MTL w/ embedding.

#### *4.4.2. Combination of GBDT and randECOC with Ensemble Averaging*

As an important outcome of the comparative experiments presented in Section 4.4.1, the averaging ensembles tend to achieve the highest accuracy for all the base networks and data set combinations, benefiting from their increased computational complexity. Under the assumption of an adequate computational resource, we aim further to improve this accuracy by assisting the averaging process with GBDT and randECOC. As these frameworks operate on the features extracted by the base networks, their addition to the total computation time is minimal.

For this, we train 5 base networks, each of which is initialised by random weights, separately for all network architectures and data set combinations. For each network architecture, we first evaluate the ensemble averaging performance with the 5 networks. Then, each of the GBDT and randECOC approaches

			Gradient Boosting Ensemble			randECOC Ensemble		
	Base Network	Averaging of 5 base networks	XGBoost	LightGBM	CatBoost	Independent Classifiers	MTL	MTL w/ embedding
<b>Inception-V3</b>								
Test Accuracy	76.77%	<b>81.34%</b>	<u>73.67%</u>	<b>76.47%</b>	<u>76.12%</u>	<b>78.91%</b> ±0.025	78.34% ±0.091	78.45% ±0.096
Training Time (in minutes)	1160	5800	47.3	175	5.27	981	34.8	35.7
Testing Time (in minutes)	1.66	8.28	0.012	0.344	0.024	1.25	0.187	0.191
<b>Xception</b>								
Test Accuracy	80.67%	<b>85.50%</b>	<u>79.3%</u>	<b>81.70%</b>	81.58%	<b>83.24%</b> ±0.035	82.97% ±0.077	83.16% ±0.081
Training Time (in minutes)	1342	6709	47.7	178	5.35	1025	38.2	38.4
Testing Time (in minutes)	3.03	15.2	0.012	0.327	0.025	1.35	0.197	0.205
<b>SENet</b>								
Test Accuracy	87.35%	<b>89.91%</b>	<u>84.17%</u>	<u>86.39%</u>	<b>86.51%</b>	<b>87.90%</b> ±0.040	87.60% ±0.037	87.74% ±0.130
Training Time (in minutes)	1463	7317	48.4	179	5.57	1005	35.8	36.4
Testing Time (in minutes)	7.67	38	0.007	0.391	0.045	1.28	0.195	0.213
<b>Average Test Accuracy achieved by the Three Architectures</b>								
Test Accuracy	81.60%	<b>85.58%</b>	79.05%	<b>81.52%</b>	81.40%	<b>83.35%</b>	82.97%	83.12%

Table 3: A comparisons on the CIFAR-100 data set using the Inceptions-V3, Xception, and SENet architectures as base networks. The best results obtained in each group are shown in bold and the performance decreases compared to the base networks are shown underlined.

are applied on the features extracted from each base network, resulting in 5 ensembles in each case. The final prediction is computed by averaging the outputs of the GBDT and randECOC ensembles, and assigning the index of the class with the maximum value as the prediction class. The results of these experiments are provided in Table 5.

It can be observed that GBDT+averaging approaches outperform the baseline averaging ensemble by the slightest margin, while the randECOC+averaging methods provide a higher performance improvement, ranging from 0.05% up to 2% points.

			Gradient Boosting Ensemble			randECOC Ensemble		
	Base Network	Averaging of 5 base networks	XGBoost	LightGBM	CatBoost	Independent Classifiers	MTL	MTL w/ embedding
<b>Inception-V3</b>								
Test Accuracy	95.63%	<b>97.51%</b>	<b>96.52%</b>	96.42%	96.20%	<b>96.76%</b> ±0.018	96.67% ±0.017	96.67% ±0.045
Training Time (in minutes)	690	3,450	0.820	1.57	0.570	151	6.49	6.81
Testing Time (in minutes)	4.42	22.1	0.004	0.008	0.035	0.335	0.064	0.065
<b>Xception</b>								
Test Accuracy	96.83%	<b>97.75%</b>	<b>97.03%</b>	97.02%	96.98%	<b>97.15%</b> ±0.011	97.10% ±0.010	97.12% ±0.010
Training Time (in minutes)	830	4,150	1.14	2.28	0.34	153	6.53	6.85
Testing Time (in minutes)	7.59	37.9	0.004	0.007	0.037	0.342	0.063	0.064
<b>SENet</b>								
Test Accuracy	94.70%	<b>95.81%</b>	<b>94.89%</b>	<u>94.36%</u>	<u>92.85%</u>	<b>95.23%</b> ±0.039	95.14% ±0.077	95.14% ±0.047
Training Time (in minutes)	1,877	9,594	1.14	2.34	0.49	151	6.58	6.79
Testing Time (in minutes)	18.2	90.5	0.005	0.007	0.043	0.402	0.061	0.065
<b>Average Test Accuracy Across the Three Architectures</b>								
Test Accuracy	95.72%	<b>97.02%</b>	<b>96.15%</b>	95.93%	95.34%	<b>96.38%</b>	96.30%	96.31%

Table 4: A Comparison on the SVHN data set using the Inceptions-V3, Xception, and SENet architectures as base networks. The best results obtained in each group are shown in bold and performance decreases compared to the base networks are shown underlined.

Although the best accuracies are acquired from randECOC using independent classifiers, MTL based approaches follow closely, revealing better accuracy than GBDTs in all scenarios other than one (Inception-V3 with SVHN), where the difference in performance with the best GBDT framework (XGBoost) is as small as 0.02%. The consistency in the improvement in accuracy not only over the base network, but also the baseline averaging ensemble and the GBDT+averaging ensemble, renders randECOC+averaging as the best performing classifier combination technique in the literature.



			Gradient Boosting Ensemble			randECOC Ensemble		
	Base Network	Averaging of 5 base networks	XGBoost	LightGBM	CatBoost	Independent Classifiers	MTL	MTL w/ embedding
<b>CIFAR-10</b>								
Inception-V3	93.56%	96.14%	96.22%	96.25%	96.03%	<b>96.42%</b>	96.35%	96.35%
Xception	94.88%	97.02%	97.09%	97.06%	97.11%	<b>97.25%</b>	97.18%	97.20%
SENet	95.93%	97.69%	97.70%	97.77%	97.16%	<b>97.85%</b>	97.79%	97.84%
<b>CIFAR-100</b>								
Inception-V3	76.77%	81.34%	81.50%	82.50%	81.68%	<b>83.34%</b>	83.12%	83.26%
Xception	80.67%	85.50%	85.59%	85.88%	85.95%	<b>86.65%</b>	86.51%	86.55%
SENet	87.35%	89.91%	88.87%	89.30%	88.44%	<b>90.11%</b>	90.00%	90.07%
<b>SVHN</b>								
Inception-V3	95.63%	97.51%	97.57%	97.41%	97.56%	<b>97.59%</b>	97.55%	97.56%
Xception	96.83%	97.75%	97.74%	97.71%	97.72%	<b>97.80%</b>	97.75%	97.78%
SENet	94.70%	95.81%	96.14%	96.02%	95.67%	<b>96.27%</b>	96.16%	96.22%

Table 5: Test accuracies for the combinatory methods. The best result corresponding to each dataset and base network, is shown in bold.

## 5. Conclusions

In this paper, we have proposed different design methodologies to address the use of the Error Correcting Output Coding (ECOC) framework as a strategy for constructing deep convolutional neural network ensembles. This is the first study to date, which comprehensively analyses ECOC in relation to the deep learning research, while proposing novel strategies to focus on the accuracy-complexity trade-off.

Currently in the literature, the state-of-the-art deep ensemble techniques are either based on averaging the outputs of the multiple realisations of a deep network architecture by randomising / changing some of its constitutional elements, or by employing gradient boosting decision trees (GBDT) on the features extracted from one fully trained network.

Despite all its advantages in terms of the performance gain, the increased time complexity the averaging ensembles incur, which is shown to be in the order of days and weeks for problems involving a high number of classes, may make this method computationally infeasible or inefficient for users with limited resources. Even though GBDTs are proposed and utilised to address this inefficiency, they

have been shown to be unstable in terms of the improvement they offer over the base networks. In our experiments, we have shown that there exists no GBDT method which provides consistent improvement over the base accuracy for all architectures and data sets.

Addressing the drawbacks of GBDTs, all three ECOC based design techniques we propose are shown to provide a reliable and stable improvement over the base network and GBDT under all settings. Moreover, two of the proposed designs achieve time complexity benefits similar to GBDTs. Specifically, we have proposed and analysed three design techniques based on independent learning, multi-task learning (MTL) and multi-task learning with embedding (MTL w/ embedding). It has been shown that MTL w/ embedding always provides an accuracy equal to or greater than that of MTL, and both methods have a comparable time complexity with those of GBDTs. Independent learning provides the best performance among the ECOC based methods. However, the performance gain over the MTL based methods is marginal and comes with the a time complexity trade-off, though this complexity is still much less than that of averaging. Therefore, for problems to be tackled with a limited computational resource, we suggest that employing ECOC methods, the choice of which is to be made by the user depending on the fine-tuned requirements of the problem, is the best strategy; i.e. MTL w/ embedding for fastest training, independent learning for a relatively slower but marginally better performance.

To offer solutions for scenarios where the available resources are not a limiting factor for the user, we have conducted experiments with simple averaging ensembles of GBDT and ECOC frameworks, and shown that the combinatory framework built using any of the ECOC methodologies achieves the best performances among all methods, at the expense of negligible additional training time.

In conclusion, the ECOC framework, either alone or in combination with the averaging methodology, appears to provide the most efficient ensemble learning approach. In the future, explore the feasibility of end-to-end training of the proposed design strategies using the ECOC framework will be explored for the cases

where time and space complexity is not a restriction.

## References

- [1] T. G. Dietterich, Ensemble methods in machine learning, in: International workshop on multiple classifier systems, Springer, 2000, pp. 1–15.
- [2] L. I. Kuncheva, C. J. Whitaker, Measures of diversity in classifier ensembles and their relationship with the ensemble accuracy, *Machine learning* 51 (2) (2003) 181–207.
- [3] Z.-H. Zhou, *Ensemble methods: foundations and algorithms*, CRC press, 2012.
- [4] R. Polikar, Ensemble learning, in: *Ensemble machine learning*, Springer, 2012, pp. 1–34.
- [5] L. S. Penrose, The elementary statistics of majority voting, *Journal of the Royal Statistical Society* 109 (1) (1946) 53–57.
- [6] L. Breiman, Bagging predictors, *Machine learning* 24 (2) (1996) 123–140.
- [7] S. Džeroski, B. Ženko, Is combining classifiers with stacking better than selecting the best one?, *Machine learning* 54 (3) (2004) 255–273.
- [8] L. Breiman, Random forests, *Machine learning* 45 (1) (2001) 5–32.
- [9] E. B. Kong, T. G. Dietterich, Error-correcting output coding corrects bias and variance, in: *Machine Learning Proceedings 1995*, Elsevier, 1995, pp. 313–321.
- [10] V. Guruswami, A. Sahai, Multiclass learning, boosting, and error-correcting codes, in: *Proceedings of the twelfth annual conference on Computational learning theory*, 1999, pp. 145–155.
- [11] Y. Taigman, M. Yang, M. Ranzato, L. Wolf, Deepface: Closing the gap to human-level performance in face verification, in: *Conference on Computer Vision and Pattern Recognition (CVPR)*, 2014.

- [12] C. Szegedy, W. Liu, Y. Jia, P. Sermanet, S. Reed, D. Anguelov, D. Erhan, V. Vanhoucke, A. Rabinovich, Going deeper with convolutions, in: Proceedings of the IEEE conference on computer vision and pattern recognition, 2015, pp. 1–9.
- [13] J. Redmon, S. Divvala, R. Girshick, A. Farhadi, You only look once: Unified, real-time object detection, in: Proceedings of the IEEE conference on computer vision and pattern recognition, 2016, pp. 779–788.
- [14] Y. Xiao, J. Wu, Z. Lin, X. Zhao, A deep learning-based multi-model ensemble method for cancer prediction, *Computer methods and programs in biomedicine* 153 (2018) 1–9.
- [15] N. Gessert, M. Nielsen, M. Shaikh, R. Werner, A. Schlaefer, Skin lesion classification using ensembles of multi-resolution efficientnets with meta data, *MethodsX* (2020) 100864.
- [16] P. Badjatiya, S. Gupta, M. Gupta, V. Varma, Deep learning for hate speech detection in tweets, in: Proceedings of the 26th International Conference on World Wide Web Companion, 2017, pp. 759–760.
- [17] X. Ren, H. Guo, S. Li, S. Wang, J. Li, A novel image classification method with cnn-xgboost model, in: International Workshop on Digital Watermarking, Springer, 2017, pp. 378–390.
- [18] L. Pang, J. Wang, L. Zhao, C. Wang, H. Zhan, A novel protein subcellular localization method with cnn-xgboost model for alzheimer’s disease, *Frontiers in genetics* 9 (2019) 751.
- [19] Y. Ju, G. Sun, Q. Chen, M. Zhang, H. Zhu, M. U. Rehman, A model combining convolutional neural network and lightgbm algorithm for ultra-short-term wind power forecasting, *IEEE Access* 7 (2019) 28309–28318.
- [20] M. Lasseck, Image-based plant species identification with deep convolutional neural networks., in: CLEF (Working Notes), 2017.

- [21] M. Tan, Q. V. Le, Efficientnet: Rethinking model scaling for convolutional neural networks, arXiv preprint arXiv:1905.11946.
- [22] T. Chen, C. Guestrin, Xgboost: A scalable tree boosting system, in: Proceedings of the 22nd acm sigkdd international conference on knowledge discovery and data mining, 2016, pp. 785–794.
- [23] G. Ke, Q. Meng, T. Finley, T. Wang, W. Chen, W. Ma, Q. Ye, T.-Y. Liu, Lightgbm: A highly efficient gradient boosting decision tree, in: Advances in neural information processing systems, 2017, pp. 3146–3154.
- [24] L. Prokhorenkova, G. Gusev, A. Vorobev, A. V. Dorogush, A. Gulin, Catboost: unbiased boosting with categorical features, in: Advances in neural information processing systems, 2018, pp. 6638–6648.
- [25] A. Torres-Barrán, Á. Alonso, J. R. Dorronsoro, Regression tree ensembles for wind energy and solar radiation prediction, *Neurocomputing* 326 (2019) 151–160.
- [26] A. Hocquenghem, Codes correcteurs derreurs, *Chiffres* 2 (2) (1959) 147–56.
- [27] R. C. Bose, D. K. Ray-Chaudhuri, On a class of error correcting binary group codes, *Information and control* 3 (1) (1960) 68–79.
- [28] T. G. Dietterich, G. Bakiri, Solving multiclass learning problems via error-correcting output codes, *Journal of Artificial Intelligence Research* 2 (1995) 263–286.
- [29] O. Pujol, P. Radeva, J. Vitria, Discriminant ecoc: A heuristic method for application dependent design of error correcting output codes, *IEEE Transactions on Pattern Analysis and Machine Intelligence* 28 (6) (2006) 1007–1012.
- [30] M. Á. Bautista, S. Escalera, X. Baró, P. Radeva, J. Vitrià, O. Pujol, Minimal design of error-correcting output codes, *Pattern Recognition Letters* 33 (6) (2012) 693–702.

- [31] G. James, T. Hastie, The error coding method and picts, *Journal of Computational and Graphical statistics* 7 (3) (1998) 377–387.
- [32] G. James, Majority vote classifiers: theory and applications, Ph.D. thesis, Stanford University (1998).
- [33] S. Escalera, O. Pujol, P. Radeva, On the decoding process in ternary error-correcting output codes, *IEEE Trans. Pattern Anal. Mach. Intell.* 32 (2010) 120–134.
- [34] L. Xiao-Feng, Z. Xue-ying, D. Ji-Kang, Speech recognition based on support vector machine and error correcting output codes, in: *2010 First International Conference on Pervasive Computing, Signal Processing and Applications*, IEEE, 2010, pp. 336–339.
- [35] Q. Ye, J. Liang, J. Jiao, Pedestrian detection in video images via error correcting output code classification of manifold subclasses, *IEEE Transactions on Intelligent Transportation Systems* 13 (1) (2011) 193–202.
- [36] R. S. Smith, T. Windeatt, Facial action unit recognition using multi-class classification, *Neurocomputing* 150 (2015) 440–448.
- [37] S. Gu, Y. Cai, J. Shan, C. Hou, Active learning with error-correcting output codes, *Neurocomputing* 364 (2019) 182–191.
- [38] B. Zhang, B. Tondi, M. Barni, On the adversarial robustness of dnns based on error correcting output codes, *arXiv preprint arXiv:2003.11855*.
- [39] A. Krizhevsky, G. Hinton, Learning multiple layers of features from tiny images, *Tech. rep.*, Citeseer (2009).
- [40] Y. Netzer, T. Wang, A. Coates, A. Bissacco, B. Wu, A. Y. Ng, Reading digits in natural images with unsupervised feature learning.
- [41] B. Efron, Bootstrap methods: another look at the jackknife, in: *Breakthroughs in statistics*, Springer, 1992, pp. 569–593.

- [42] R. E. Schapire, The boosting approach to machine learning: An overview, in: *Nonlinear estimation and classification*, Springer, 2003, pp. 149–171.
- [43] D. H. Wolpert, Stacked generalization, *Neural networks* 5 (2) (1992) 241–259.
- [44] A. C. Lorena, A. C. De Carvalho, Building binary-tree-based multiclass classifiers using separability measures, *Neurocomputing* 73 (16-18) (2010) 2837–2845.
- [45] S. A. Aly, B. Yanikoglu, Multi-label networks for face attributes classification, in: *2018 IEEE International Conference on Multimedia & Expo Workshops (ICMEW)*, IEEE, 2018, pp. 1–6.
- [46] E. Alpaydin, E. Mayoraz, Learning error-correcting output codes from data, in: *Proceedings of the 9th International Conference on Artificial Neural Networks (ICANN 1999)*., Vol. 2, 1999, pp. 743 –748.
- [47] C. Zor, B. A. Yanikoglu, E. Merdivan, T. Windeatt, J. Kittler, E. Alpaydin, Beamecoc: A local search for the optimization of the ECOC matrix, in: *23rd International Conference on Pattern Recognition, ICPR 2016, Cancún, Mexico, December 4-8, 2016*, 2016, pp. 198–203.
- [48] C. Zor, B. Yanikoglu, T. Windeatt, E. Alpaydin, FLIP-ECOC: a greedy optimization of the ECOC matrix, in: *Proceedings of the 25th International Symposium on Computer and Information Sciences (ISCIS 2010)*, Springer, 2010, pp. 149 – 154.
- [49] C. Szegedy, V. Vanhoucke, S. Ioffe, J. Shlens, Z. Wojna, Rethinking the inception architecture for computer vision, in: *Proceedings of the IEEE conference on computer vision and pattern recognition*, 2016, pp. 2818–2826.
- [50] F. Chollet, Xception: Deep learning with depthwise separable convolutions, in: *Proceedings of the IEEE conference on Computer Vision and Pattern Recognition*, 2017, pp. 1251–1258.

- [51] J. Hu, L. Shen, G. Sun, Squeeze-and-excitation networks, in: Proceedings of the IEEE conference on computer vision and pattern recognition, 2018, pp. 7132–7141.
- [52] O. Russakovsky, J. Deng, H. Su, J. Krause, S. Satheesh, S. Ma, Z. Huang, A. Karpathy, A. Khosla, M. Bernstein, A. C. Berg, L. Fei-Fei, ImageNet Large Scale Visual Recognition Challenge, *International Journal of Computer Vision (IJCV)* 115 (3) (2015) 211–252. doi:10.1007/s11263-015-0816-y.
- [53] J. Deng, W. Dong, R. Socher, L.-J. Li, K. Li, L. Fei-Fei, Imagenet: A large-scale hierarchical image database, in: 2009 IEEE conference on computer vision and pattern recognition, Ieee, 2009, pp. 248–255.
- [54] A. Vedaldi, K. Lenc, Matconvnet: Convolutional neural networks for matlab, in: Proceedings of the 23rd ACM international conference on Multimedia, 2015, pp. 689–692.
- [55] I. E. Kuralenok, Y. Rebryk, R. Solovev, A. Ermilov, Factorized multiclass boosting, arXiv preprint arXiv:1909.04904.